

# SGS-CSTC Standards Technical Services (Suzhou) Co., Ltd.

Report No.: SUCR250400033702  
Rev.: 01  
Page: 1 of 56

## TEST REPORT

**Application No.:** SUCR2504000337AT  
**Applicant:** Shanghai Sunmi Technology Co.,Ltd.  
**Address of Applicant:** Room 505,No.388,Song Hu Road,Yang Pu District,Shanghai,China  
**Manufacturer:** Shanghai Sunmi Technology Co.,Ltd.  
**Address of Manufacturer:** Room 505,No.388,Song Hu Road,Yang Pu District,Shanghai,China  
**EUT Description:** Smart POS System  
**Model No.:** T6F0A  
**Trade Mark:** SUNMI  
**FCC ID:** 2AH25T6F0A  
**Standards:** FCC 47 CFR Part 2, Subpart J  
FCC 47 CFR Part 15, Subpart C  
**Date of Receipt:** June 3, 2025  
**Date of Test:** June 4, 2025 to June 5, 2025  
**Date of Issue:** June 14, 2025

<b>Test Result :</b>	<b>PASS *</b>
----------------------	---------------

\* In the configuration tested, the EUT detailed in this report complied with the standards specified above.

This document is issued by the Company subject to its General Conditions of Service printed overleaf, available on request or accessible at <http://www.sgs.com/en/Terms-and-Conditions> and, for electronic format documents, subject to Terms and Conditions for Electronic Documents at <http://www.sgs.com/en/Terms-and-Conditions/Terms-e-Document>. Attention is drawn to the limitation of liability, indemnification and jurisdiction issues defined therein. Any holder of this document is advised that information contained hereon reflects the Company's findings at the time of its intervention only and within the limits of Client's instructions, if any. The Company's sole responsibility is to its Client and this document does not exonerate parties to a transaction from exercising all their rights and obligations under the transaction documents. This document cannot be reproduced except in full, without prior written approval of the Company. Any unauthorized alteration, forgery or falsification of the content or appearance of this document is unlawful and offenders may be prosecuted to the fullest extent of the law.  
Unless otherwise stated the results shown in this test report refer only to the sample(s) tested and such sample(s) are retained for 30 days only.

**Attention: To check the authenticity of testing / inspection report & certificate, please contact us at telephone:(86-755) 8307 1443, or email: [CN.Doccheck@sgs.com](mailto:CN.Doccheck@sgs.com)**



SGS-CSTC Standards Technical Services (Suzhou) Co., Ltd.

Report No.: SUCR250400033702  
Rev.: 01  
Page: 2 of 56

Version

Revision Record			
Version	Description	Date	Remark
01	Original	June 14, 2025	/

Authorized for issue by:				
Tested By				
		Hayley Zhang / Project Manager		
Approved By				
		Cloud Peng/Technical Manager		



## SGS-CSTC Standards Technical Services (Suzhou) Co., Ltd.

Report No.: SUCR250400033702

Rev.: 01

Page: 3 of 56

## Contents

<b>Version .....</b>	<b>2</b>
<b>1 Test Summary .....</b>	<b>4</b>
<b>2 General Information .....</b>	<b>5</b>
2.1 Details of Client .....	5
2.2 Test Location .....	5
2.3 Test Facility .....	5
2.4 General Description of EUT .....	6
2.5 Test Environment.....	8
2.6 Description of Support Units .....	8
<b>3 Equipment List .....</b>	<b>9</b>
<b>4 Measurement Uncertainty (95% confidence levels, k=2) .....</b>	<b>11</b>
<b>5 Test results and Measurement Data.....</b>	<b>12</b>
5.1 Antenna Requirement.....	12
5.2 AC Power Line Conducted Emissions.....	13
5.3 Radiated Spurious Emissions .....	17
5.4 Restricted bands around fundamental frequency .....	20
<b>6 Photographs - Setup Photos .....</b>	<b>22</b>
<b>7 Appendix.....</b>	<b>23</b>



## SGS-CSTC Standards Technical Services (Suzhou) Co., Ltd.

Report No.: SUCR250400033702

Rev.: 01

Page: 4 of 56

### 1 Test Summary

Test Item	FCC Rule No.	Test Method	Test Result	Result
Antenna Requirement	15.203/15.247(b)	--	Clause 5.1	PASS
AC Power Line Conducted Emission	15.207	ANSI C63.10 2013 Section 6.2	Clause 5.2	PASS
Duty cycle	--	ANSI C63.10 2013 Section 11.6	Clause 5.3	Reference report SZCR240600210103
Conducted Output Power	15.247 (b)(3)	ANSI C63.10 2013 Section 11.9.1.3	Clause 5.4	
DTS (6 dB) Bandwidth & 99% Occupied Bandwidth	15.247 (a)(2)	ANSI C63.10 2013 Section 11.8 Option 2 / 6.9.3	Clause 5.5	
Power Spectral Density	15.247 (e)	ANSI C63.10 2013 Section 11.10.2	Clause 5.6	
Band-edge for RF Conducted Emissions	15.247(d)	ANSI C63.10 2013 Section 11.13.3	Clause 5.7	
RF Conducted Spurious Emissions	15.247(d)	ANSI C63.10 2013 Section 11.11	Clause 5.8	
Radiated Spurious Emissions	15.205/15.209	ANSI C63.10 2013 Section 11.12	Clause 5.9	PASS
Restricted bands around fundamental frequency (Radiated Emission)	15.205/15.209	ANSI C63.10 2013 Section 11.12	Clause 5.10	PASS

**Remark:**

This test report (Report No.: SUCR250400033702 issue on 2025/06/14) is based on the original test report (Report No.: SZCR240600210103 issue on 2024/07/16).

Review this report and original report, this report just changing the parts according to the declaration letter from client.

The Smart module QLB12-21 has been certified, and the report number is SZCR240600210103 issued by SGS-CSTC standards Technical Services Co., Ltd. Shenzhen Branch. So, we only evaluate the AC Power Line Conducted Emission; Radiated Spurious emissions & Restricted bands around fundamental frequency (Radiated Emission) test of this sample, other test data please refer to module test report.



## SGS-CSTC Standards Technical Services (Suzhou) Co., Ltd.

Report No.: SUCR250400033702

Rev.: 01

Page: 5 of 56

## 2 General Information

### 2.1 Details of Client

Applicant:	Shanghai Sunmi Technology Co.,Ltd.
Address of Applicant:	Room 505,No.388,Song Hu Road,Yang Pu District,Shanghai,China
Manufacturer:	Shanghai Sunmi Technology Co.,Ltd.
Address of Manufacturer:	Room 505,No.388,Song Hu Road,Yang Pu District,Shanghai,China

### 2.2 Test Location

Company:	SGS-CSTC Standards Technical Services (Suzhou) Co., Ltd.
Address:	South of No. 6 Plant, No. 1, Runsheng Road, Suzhou Industrial Park, Suzhou Area, China (Jiangsu) Pilot Free Trade Zone
Post code:	215000
Test engineer:	Ives Cheng, King-p Li

### 2.3 Test Facility

The test facility is recognized, certified, or accredited by the following organizations:

- **A2LA (Certificate No. 6336.01)**

SGS-CSTC STANDARDS TECHNICAL SERVICES (SUZHOU) CO., LTD. is accredited by the American Association for Laboratory Accreditation(A2LA). Certificate No. 6336.01.

- **Innovation, Science and Economic Development Canada**

SGS-CSTC STANDARDS TECHNICAL SERVICES (SUZHOU) CO., LTD. has been recognized by ISED as an accredited testing laboratory.

CAB identifier: CN0120.

IC#: 27594.

- **FCC –Designation Number: CN1312**

SGS-CSTC STANDARDS TECHNICAL SERVICES (SUZHOU) CO., LTD. has been recognized as an accredited testing laboratory.

Designation Number: CN1312.

Test Firm Registration Number: 717327



## SGS-CSTC Standards Technical Services (Suzhou) Co., Ltd.

Report No.: SUCR250400033702

Rev.: 01

Page: 6 of 56

### 2.4 General Description of EUT

Hardware Version:	V2.1
Software Version:	P3_AIR-MGL_user_4.1.1_10_20250416
Power Supply:	DC 3.87V from battery
Operation Frequency:	2400MHz~2483.5MHz $f_c = 2402 \text{ MHz} + N * 2 \text{ MHz}$ , where: - $f_c$ = "Operating Frequency" in MHz, - $N$ = "Channel Number" with the range from 0 to 39.
Bluetooth version:	V5.1
Modulation Type:	GFSK
Number of Channel:	40
Rates Type*:	<input checked="" type="checkbox"/> Provided by client
	1M PHY, 2M PHY
Antenna Type:	Internal Antenna
Antenna Gain:	0.41 dBi
	Note: The antenna gain are derived from the gain information report provided by the manufacturer.
RF Cable:	1dB
Remark: As above information is provided and confirmed by the applicant. SGS is not liable to the accuracy, suitability, reliability or/and integrity of the information.	



## SGS-CSTC Standards Technical Services (Suzhou) Co., Ltd.

Report No.: SUCR250400033702

Rev.: 01

Page: 7 of 56

Operation Frequency of each channel							
Channel	Frequency	Channel	Frequency	Channel	Frequency	Channel	Frequency
0	2402MHz	10	2422MHz	20	2442MHz	30	2462MHz
1	2404MHz	11	2424MHz	21	2444MHz	31	2464MHz
2	2406MHz	12	2426MHz	22	2446MHz	32	2466MHz
3	2408MHz	13	2428MHz	23	2448MHz	33	2468MHz
4	2410MHz	14	2430MHz	24	2450MHz	34	2470MHz
5	2412MHz	15	2432MHz	25	2452MHz	35	2472MHz
6	2414MHz	16	2434MHz	26	2454MHz	36	2474MHz
7	2416MHz	17	2436MHz	27	2456MHz	37	2476MHz
8	2418MHz	18	2438MHz	28	2458MHz	38	2478MHz
9	2420MHz	19	2440MHz	29	2460MHz	39	2480MHz
Remark:							
In section 15.31(m), regards to the operating frequency range over 10 MHz, the Lowest frequency, the middle frequency, and the highest frequency of channel were selected to perform the test, and the selected channel see below:							
Channel				Frequency			
BLE 1M:							
The Lowest channel(CH0)				2402MHz			
The Middle channel(CH19)				2440MHz			
The Highest channel(CH39)				2480MHz			
BLE 2M:							
The Lowest channel(CH0)				2402MHz			
The Middle channel(CH19)				2440MHz			
The Highest channel(CH39)				2480MHz			



**SGS-CSTC Standards Technical Services (Suzhou) Co., Ltd.**

Report No.: SUCR250400033702  
Rev.: 01  
Page: 8 of 56

**2.5 Test Environment**

Environment Parameter	101 kPa Selected Values During Tests	
Relative Humidity	44-46 % RH Ambient	
Value	Temperature(℃)	Voltage(V)
NTNV	22~23	4
Remark: NV: Normal Voltage NT: Normal Temperature		

**2.6 Description of Support Units**

The EUT has been tested as an independent unit.





## SGS-CSTC Standards Technical Services (Suzhou) Co., Ltd.

Report No.: SUCR250400033702

Rev.: 01

Page: 9 of 56

### 3 Equipment List

RF Test Equipment					
Equipment	Manufacturer	Model No.	Inventory No.	Cal Date	Cal Due Date
Shielding Room	Brilliant-emc	N/A	SUWI-04-08-01	11/9/2022	11/8/2025
Temperature and humidity meter	MingGao	TH101B	SUWI-01-01-07	2/13/2025	2/12/2026
Measurement Software	Tonscend	TST272 V2.0	SUWI-03-55-03	NCR	NCR
Signal Analyzer	ROHDE&SCHWARZ	FSW43	SUWI-01-02-04	1/20/2025	1/19/2026
Temperature Chamber	ESPEC	SU-242	SUWI-01-13-02	5/7/2025	5/6/2026
Wideband Radio Communication Tester	ROHDE&SCHWARZ	CMW500	SUWI-01-16-05	1/21/2025	1/20/2026
DC Power Supply	HYELEC	HY3005B	SUWI-01-18-01	1/15/2025	1/14/2026
Power meter	Anritsu	ML2495A	SUWI-01-31-01	11/19/2024	11/18/2025
Pulse power sensor	Anritsu	MA2411B	SUWI-01-32-01	11/19/2024	11/18/2025
MXG Vector signal genitor	KEYSIGHT	N5182B	SUWI-01-38-01	1/15/2025	1/14/2026
Router	ASUS	GT-AXE11000(FCC ID MSQ-RTAXJF00)	SUWI-03-14-02	NCR	NCR
Signal Analyzer	KEYSIGHT	N9020A	SUWI-01-02-07	11/19/2024	11/18/2025

CE Test System					
Equipment	Manufacturer	Model No.	Inventory No.	Cal Date	Cal Due Date
Test receiver	ROHDE&SCHWARZ	ESR7	SUWI-01-10-01	1/15/2025	1/14/2026
Temperature and humidity meter	MingGao	TH101B	SUWI-01-01-06	2/13/2025	2/12/2026
Artificial network	ROHDE&SCHWARZ	ENV216	SUWI-01-19-03	5/8/2025	5/7/2026
Artificial network	ROHDE&SCHWARZ	ENV216	SUWI-01-19-04	5/8/2025	5/7/2026
Measurement Software	Tonscend	JS32-CE 4.0.0.2	SUWI-02-09-05	NCR	NCR



## SGS-CSTC Standards Technical Services (Suzhou) Co., Ltd.

Report No.: SUCR250400033702

Rev.: 01

Page: 10 of 56

RSE Test Equipment					
Equipment	Manufacturer	Model No.	Inventory No.	Cal Date	Cal Due Date
Semi-Anechoic Chamber	Brilliant-emc	N/A	SUWI-04-02-01	6/3/2023	6/2/2026
Temperature and humidity meter	MingGao	TH101B	SUWI-01-01-05	2/13/2025	2/12/2026
Signal Analyzer	ROHDE&SCHWARZ	FSW43	SUWI-01-02-04	1/20/2025	1/19/2026
Signal Analyzer	KEYSIGHT	N9020A	SUWI-01-02-07	11/21/2024	11/20/2025
Test receiver	ROHDE&SCHWARZ	ESR7	SUWI-01-10-01	1/15/2025	1/14/2026
Receiving antenna	SCHWRZBECK MESS- ELEKTRONIK	VULB 9163	SUWI-01-11-01	5/7/2025	5/6/2027
Receiving antenna	SCHWRZBECK MESS- ELEKTRONIK	BBHA 9120D	SUWI-01-11-02	5/7/2025	5/6/2027
Receiving antenna	SCHWRZBECK MESS- ELEKTRONIK	BBHA 9170	SUWI-01-11-03	5/7/2025	5/6/2027
Active Loop Antenna	SCHWRZBECK MESS- ELEKTRONIK	FMZB 1519B	SUWI-01-21-01	5/7/2025	5/6/2027
Amplifier	Tonscend	TAP9K3G32	SUWI-01-14-06	11/19/2024	11/24/2025
Amplifier	Tonscend	TAP01018050	SUWI-01-14-04	11/19/2024	11/24/2025
Amplifier	Tonscend	TAP30M7G30	SUWI-01-14-05	11/19/2024	11/24/2025
Measurement Software	Tonscend	JS32-RE V4.0.0.0	SUWI-02-09-04	NCR	NCR

Remark: NCR=No Calibration Requirement.



## SGS-CSTC Standards Technical Services (Suzhou) Co., Ltd.

Report No.: SUCR250400033702

Rev.: 01

Page: 11 of 56

### 4 Measurement Uncertainty (95% confidence levels, k=2)

No.	Item	Measurement Uncertainty
1	Total RF power, conducted	$\pm 0.54\text{dB}$
2	RF power density, conducted	$\pm 1.03\text{dB}$
3	Spurious emissions, conducted	$\pm 0.54\text{dB}$
4	Radio Frequency	1%
5	Duty Cycle	$\pm 0.37\%$
6	Occupied Bandwidth	1%
7	Conduction Emission	$\pm 2.90\text{dB}$ (150kHz to 30MHz)
8	Radiated Emission	$\pm 3.13\text{dB}$ (9k -30MHz)
		$\pm 4.8\text{dB}$ (30M -1GHz)
		$\pm 4.8\text{dB}$ (1GHz to 18GHz)
		$\pm 4.80\text{dB}$ (Above 18GHz)

**Remark:**

The  $U_{\text{lab}}$  (lab Uncertainty) is less than  $U_{\text{CISPR/ETSI}}$  (CISPR/ETSI Uncertainty), so the test results

- compliance is deemed to occur if no measured disturbance level exceeds the disturbance limit;
- non-compliance is deemed to occur if any measured disturbance level exceeds the disturbance limit.



## SGS-CSTC Standards Technical Services (Suzhou) Co., Ltd.

Report No.: SUCR250400033702

Rev.: 01

Page: 12 of 56

## 5 Test results and Measurement Data

### 5.1 Antenna Requirement

<b>Standard requirement:</b>	47 CFR Part 15C Section 15.203 /247(b)
<p>15.203 requirement: An intentional radiator shall be designed to ensure that no antenna other than that furnished by the responsible party shall be used with the device. The use of a permanently attached antenna or of an antenna that uses a unique coupling to the intentional radiator, the manufacturer may design the unit so that a broken antenna can be replaced by the user, but the use of a standard antenna jack or electrical connector is prohibited.</p> <p>15.247(b) (4) requirement: The conducted output power limit specified in paragraph (b) of this section is based on the use of antennas with directional gains that do not exceed 6 dBi. Except as shown in paragraph (c) of this section, if transmitting antennas of directional gain greater than 6 dBi are used, the conducted output power from the intentional radiator shall be reduced below the stated values in paragraphs (b)(1), (b)(2), and (b)(3) of this section, as appropriate, by the amount in dB that the directional gain of the antenna exceeds 6 dBi.</p> <p>The antenna is External Antenna Antenna and no consideration of replacement. The best case gain of the antenna is 0.41dBi.</p> <p><i>Note:</i> <i>The antenna gain are derived from the gain information report provided by the manufacturer.</i></p> <p><i>Remark:</i> <i>As above information is provided and confirmed by the applicant. SGS is not liable to the accuracy, suitability, reliability or/and integrity of the information.</i></p>	



## SGS-CSTC Standards Technical Services (Suzhou) Co., Ltd.

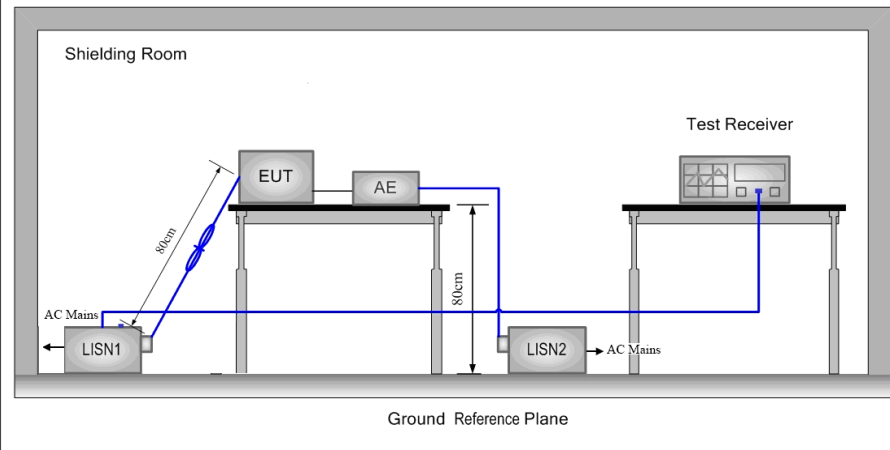
Report No.: SUCR250400033702

Rev.: 01

Page: 13 of 56

### 5.2 AC Power Line Conducted Emissions

Test Requirement:	47 CFR Part 15C Section 15.207		
Test Method:	ANSI C63.10: 2013 Section 6.2		
Test Frequency Range:	150kHz to 30MHz		
Receiver Setup:	RBW = 9kHz, VBW = 30kHz		
Limit:	Frequency range(MHz)	Limit (dBuV)	
		Quasi-peak	Average
	0.15-0.5	66 to 56*	56 to 46*
	0.5-5	56	46
	5-30	60	50
* Decreases with the logarithm of the frequency.			
Test Procedure:	<ol style="list-style-type: none"> <li>1) The mains terminal disturbance voltage test was conducted in a shielded room.</li> <li>2) The EUT was connected to AC power source through a LISN 1 (Line Impedance Stabilization Network) which provides a 50Ω/50μH + 5Ω linear impedance. The power cables of all other units of the EUT were connected to a second LISN 2, which was bonded to the ground reference plane in the same way as the LISN 1 for the unit being measured. A multiple socket outlet strip was used to connect multiple power cables to a single LISN provided the rating of the LISN was not exceeded.</li> <li>3) The tabletop EUT was placed upon a non-metallic table 0.8m above the ground reference plane. And for floor-standing arrangement, the EUT was placed on the horizontal ground reference plane.</li> <li>4) The test was performed with a vertical ground reference plane. The rear of the EUT shall be 0.4 m from the vertical ground reference plane. The vertical ground reference plane was bonded to the horizontal ground reference plane. The LISN 1 was placed 0.8 m from the boundary of the unit under test and bonded to a ground reference plane for LISNs mounted on top of the ground reference plane. This distance was between the closest points of the LISN 1 and the EUT. All other units of the EUT and associated equipment was at least 0.8 m from the LISN 2.</li> <li>5) In order to find the maximum emission, the relative positions of equipment and all of the interface cables must be changed according to ANSI C63.10: 2013 on conducted measurement.</li> </ol>		

Test Setup:	
Test Mode:	BT Link + WIFI 2.4G Link + WIFI 5G Link
Instruments Used:	Refer to section 3 for details.
Test Results:	Pass



## SGS-CSTC Standards Technical Services (Suzhou) Co., Ltd.

Report No.: SUCR250400033702

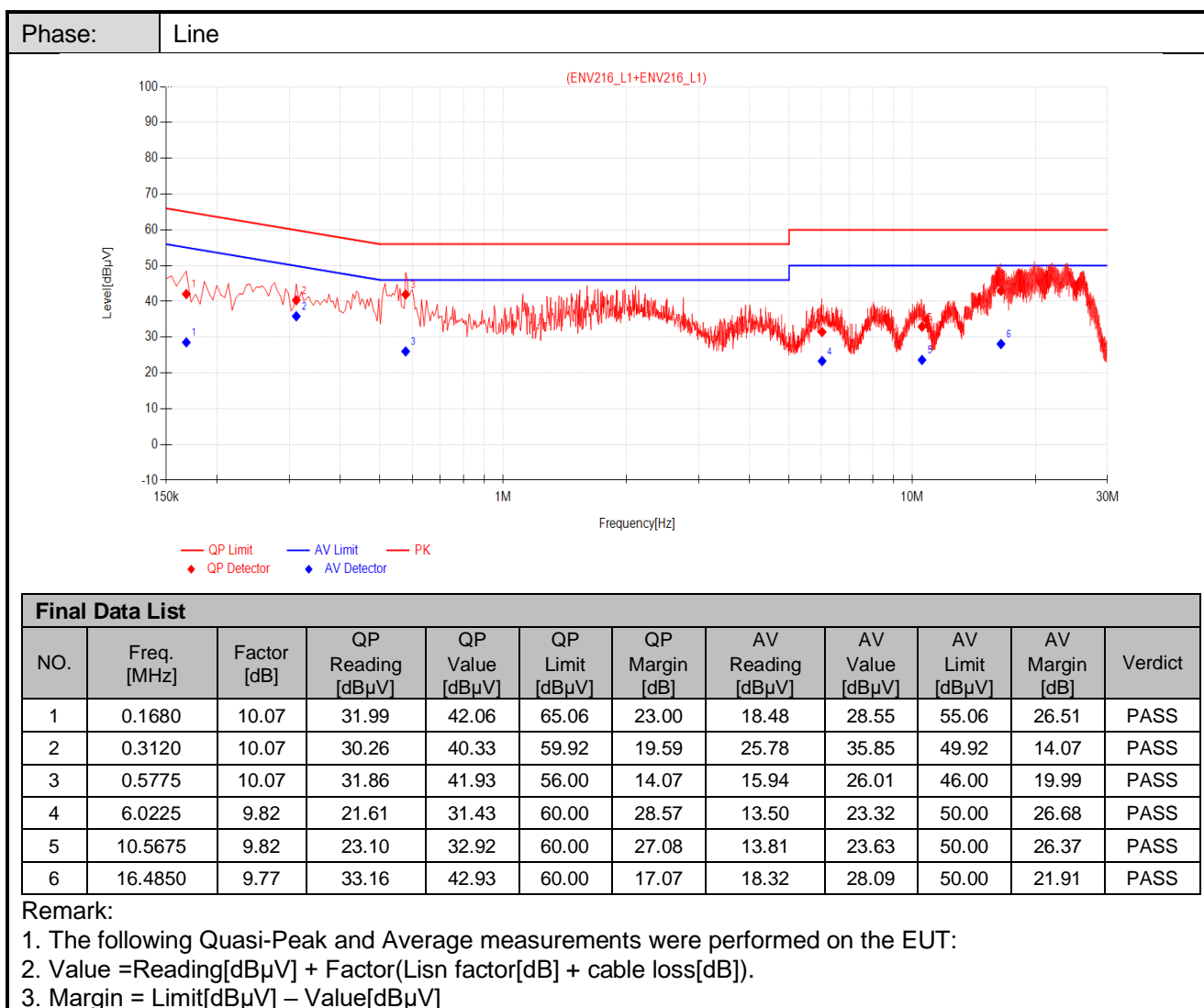
Rev.: 01

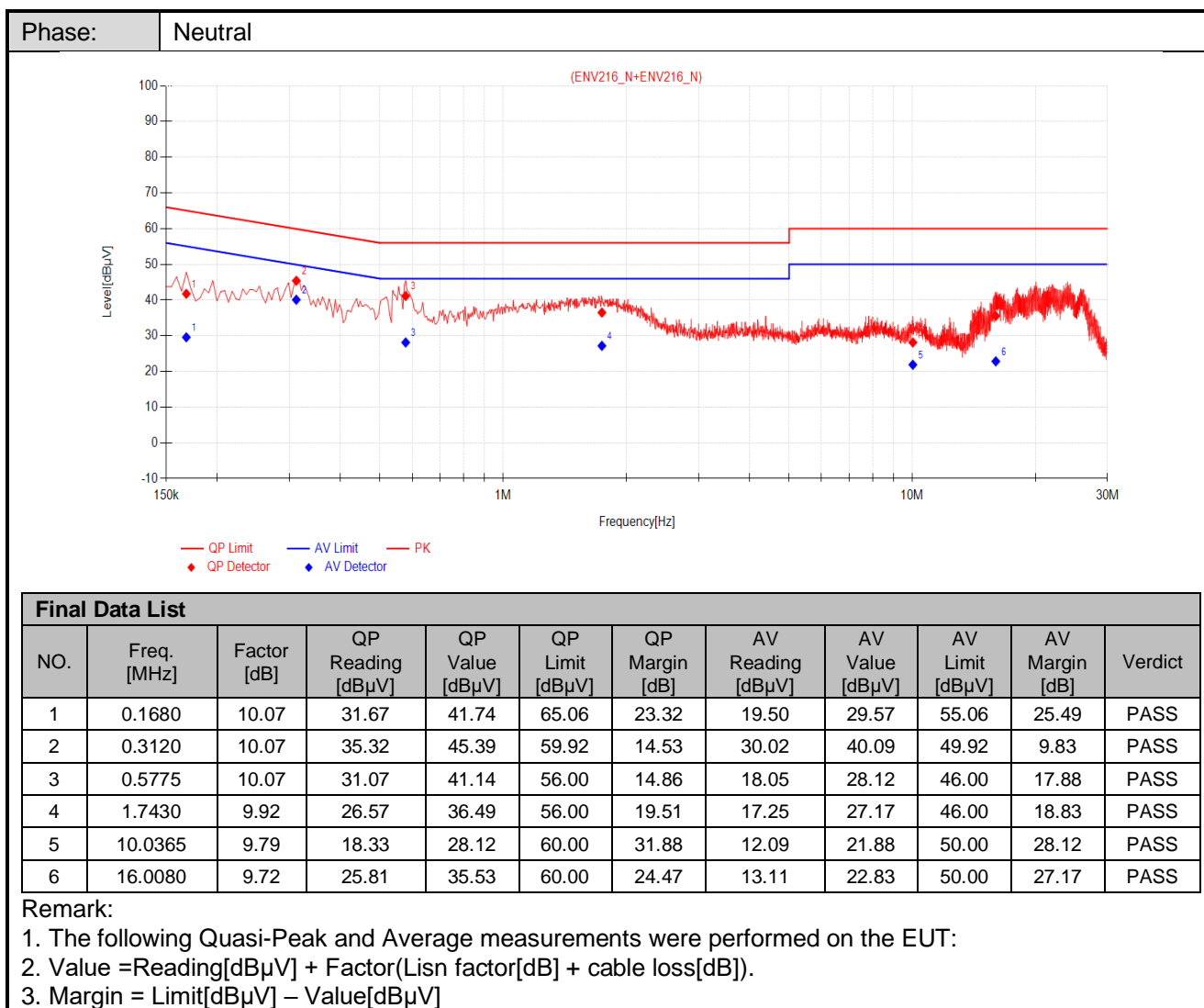
Page: 15 of 56

### Measurement Data

An initial pre-scan was performed on the live and neutral lines with peak detector.

Quasi-Peak and Average measurement were performed at the frequencies with maximized peak emission were detected.







## 5.3 Radiated Spurious Emissions

Test Requirement:	47 CFR Part 15C Section 15.209 and 15.205				
Test Method:	ANSI C63.10 :2013 Section 11.12				
Test Site:	Measurement Distance: 3m (Semi-Anechoic Chamber)				
Test Frequency:	9kHz ~ 25GHz				
Limit:	Frequency	Field strength (microvolt/meter)	Limit (dBuV/m)	Remark	Measurement distance (m)
	0.009MHz-0.490MHz	2400/F(kHz)	-	-	300
	0.490MHz-1.705MHz	24000/F(kHz)	-	-	30
	1.705MHz-30MHz	30	-	-	30
	30MHz-88MHz	100	40.0	Quasi-peak	3
	88MHz-216MHz	150	43.5	Quasi-peak	3
	216MHz-960MHz	200	46.0	Quasi-peak	3
	960MHz-1GHz	500	54.0	Quasi-peak	3
	Above 1GHz	500	54.0	Average	3
Remark: 15.35(b), Unless otherwise specified, the limit on peak radio frequency emissions is 20dB above the maximum permitted average emission limit applicable to the equipment under test. This peak limit applies to the total peak emission level radiated by the device.					

### Test Setup:

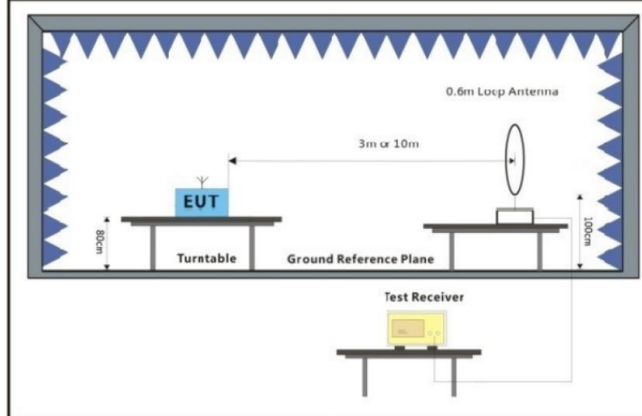


Figure 1. Below 30MHz

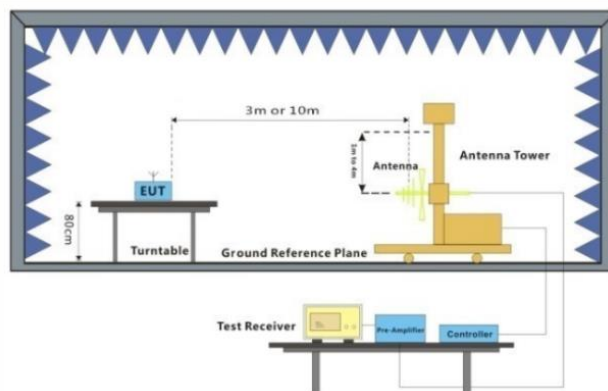


Figure 2. 30MHz to 1GHz

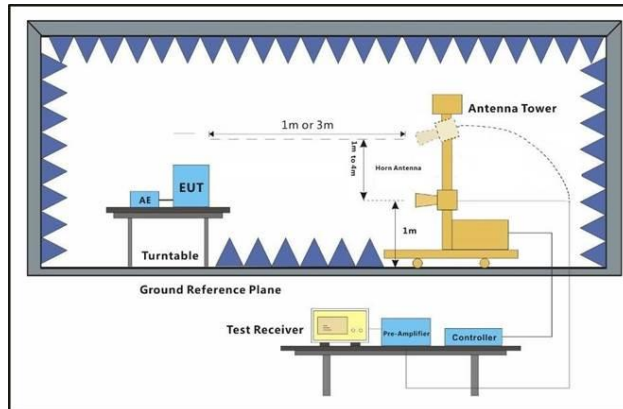


Figure 3. Above 1 GHz

Test Procedure:	<ol style="list-style-type: none"> <li>For below 1GHz, the EUT was placed on the top of a rotating table 0.8 meters above the ground at a 3 or 10 meter semi-anechoic chamber. The table was rotated 360 degrees to determine the position of the highest radiation.</li> <li>For above 1GHz, the EUT was placed on the top of a rotating table 1.5 meters above the ground at a 3 meter semi-anechoic chamber. The table was rotated 360 degrees to determine the position of the highest radiation (Distance from antenna to EUT is 1m for measurements &gt;18GHz).</li> <li>The EUT was set 3 or 10 meters away from the interference-receiving antenna, which was mounted on the top of a variable-height antenna tower.</li> <li>The antenna height is varied from one meter to four meters above the ground to determine the maximum value of the field strength. Both horizontal and vertical polarizations of the antenna are set to make the measurement.</li> <li>For each suspected emission, the EUT was arranged to its worst case and then the antenna was tuned to heights from 1 meter to 4 meters (for the test frequency of below 30MHz, the antenna was tuned to heights 1 meter) and the rotatable table was turned from 0 degrees to 360 degrees to find the maximum reading.</li> <li>The test-receiver system was set to Peak Detect Function and Specified Bandwidth with Maximum Hold Mode.</li> <li>Test the EUT in the lowest channel, the middle channel, the Highest channel.</li> <li>The radiation measurements are performed in X, Y, Z axis positioning for Transmitting mode, And found the X axis positioning which it is worse case.</li> <li>Repeat above procedures until all frequencies measured was complete.</li> <li>The low frequency, which started from 9 kHz to 30MHz, was pre-scanned and the result which was 20dB lower than the limit line was not reported</li> <li>The disturbance above 18GHz was very low, and the harmonics were the highest point could be found when testing, so only the harmonics had been displayed.</li> <li>At a measurement distance of 1 meter the limit line was increased by <math>20 \cdot \log(3/1) = 9.54 \text{ dB}</math>.</li> </ol>
Test Configuration:	<p>Measurements below 30MHz</p> <ul style="list-style-type: none"> <li>• RBW = 10 kHz</li> <li>• VBW = 30 kHz</li> <li>• Detector = Peak &amp; Average &amp; Quasi-peak</li> <li>• Trace mode = max hold</li> </ul> <p>Measurements Below 1000MHz</p> <ul style="list-style-type: none"> <li>• RBW = 120 kHz</li> <li>• VBW = 300 kHz</li> </ul>



## SGS-CSTC Standards Technical Services (Suzhou) Co., Ltd.

Report No.: SUCR250400033702

Rev.: 01

Page: 19 of 56

	<ul style="list-style-type: none"><li>• Detector = Quasi-peak</li><li>• Trace mode = max hold</li></ul> Peak Measurements Above 1000 MHz <ul style="list-style-type: none"><li>• RBW = 1 MHz</li><li>• VBW <math>\geq</math> 3 MHz</li><li>• Detector = Peak</li><li>• Sweep time = auto</li><li>• Trace mode = max hold</li></ul> Average Measurements Above 1000MHz <ul style="list-style-type: none"><li>• RBW = 1 MHz</li><li>• VBW = 10 Hz, when duty cycle is no less than 98 percent.</li><li>• VBW <math>\geq</math> 1/T, when duty cycle is less than 98 percent where T is the minimum transmission duration over which the transmitter is on and is transmitting at its maximum power control level for the tested mode of operation.</li></ul>
Exploratory Test Mode:	Transmitting with GFSK modulation. Charge + Transmitting mode.
Final Test Mode:	Transmitting with GFSK modulation. Pretest the EUT at Charge + Transmitting mode, For below 1GHz part, through pre-scan all channels, but only the worst case is recorded in the report.
Instruments Used:	Refer to section 3 for details
Test Results:	Pass
The detailed test data see: <b>Appendix</b>	

## 5.4 Restricted bands around fundamental frequency

Test Requirement:	47 CFR Part 15C Section 15.209 and 15.205		
Test Method:	ANSI C63.10: 2013 Section 11.12		
Test Site:	Measurement Distance: 3m (Semi-Anechoic Chamber)		
Limit:	Frequency	Limit (dBuV/m)	Remark
	30MHz-88MHz	40.0	Quasi-peak
	88MHz-216MHz	43.5	Quasi-peak
	216MHz-960MHz	46.0	Quasi-peak
	960MHz-1GHz	54.0	Quasi-peak
	Above 1GHz	54.0	Average Value
		74.0	Peak Value

### Test Setup:

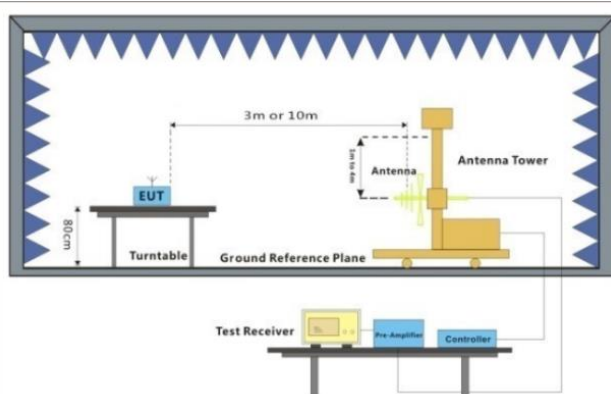


Figure 1. 30MHz to 1GHz

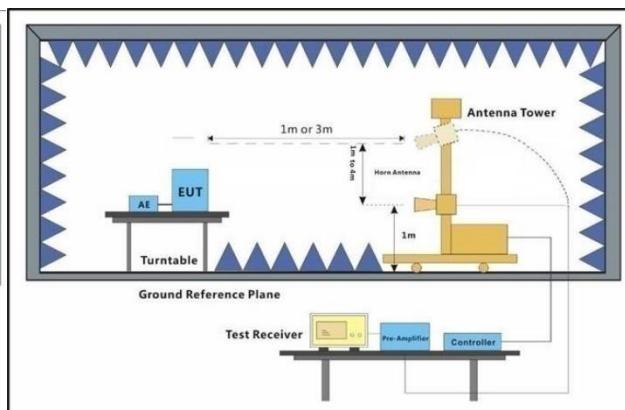


Figure 2. Above 1 GHz

Test Procedure:	<ol style="list-style-type: none"> <li>For below 1GHz, the EUT was placed on the top of a rotating table 0.8 meters above the ground at a 3 or 10 meter semi-anechoic chamber. The table was rotated 360 degrees to determine the position of the highest radiation.</li> <li>For above 1GHz, the EUT was placed on the top of a rotating table 1.5 meters above the ground at a 3 meter semi-anechoic chamber. The table was rotated 360 degrees to determine the position of the highest radiation.</li> <li>The EUT was set 3 or 10 meters away from the interference-receiving antenna, which was mounted on the top of a variable-height antenna tower.</li> <li>The antenna height is varied from one meter to four meters above the ground to determine the maximum value of the field strength. Both horizontal and vertical polarizations of the antenna are set to make the measurement.</li> <li>For each suspected emission, the EUT was arranged to its worst case and then the antenna was tuned to heights from 1 meter to 4 meters and the rotatable table was turned from 0 degrees to 360 degrees to find the maximum reading.</li> <li>The test-receiver system was set to Peak Detect Function and Specified Bandwidth with Maximum Hold Mode.</li> <li>Place a marker at the end of the restricted band closest to the transmit frequency to show compliance. Also measure any emissions in the restricted bands. Save the spectrum analyzer plot. Repeat for each power and modulation for lowest and highest channel</li> </ol>
-----------------	--



## SGS-CSTC Standards Technical Services (Suzhou) Co., Ltd.

Report No.: SUCR250400033702

Rev.: 01

Page: 21 of 56

	<p>h. Test the EUT in the lowest channel , the Highest channel</p> <p>i. The radiation measurements are performed in X, Y, Z axis positioning for Transmitting mode, And found the X axis positioning which it is worse case.</p> <p>j. Repeat above procedures until all frequencies measured was complete.</p>
Test Configuration:	<p>Measurements Below 1000MHz</p> <ul style="list-style-type: none"><li>• RBW = 120 kHz</li><li>• VBW = 300 kHz</li><li>• Detector = Quasi-peak</li><li>• Trace mode = max hold</li></ul> <p>Peak Measurements Above 1000 MHz</p> <ul style="list-style-type: none"><li>• RBW = 1 MHz</li><li>• VBW <math>\geq</math> 3 MHz</li><li>• Detector = Peak</li><li>• Sweep time = auto</li><li>• Trace mode = max hold</li></ul> <p>Average Measurements Above 1000MHz</p> <ul style="list-style-type: none"><li>• RBW = 1 MHz</li><li>• VBW = 10 Hz, when duty cycle is no less than 98 percent.</li><li>• VBW <math>\geq</math> 1/T, when duty cycle is less than 98 percent where T is the minimum transmission duration over which the transmitter is on and is transmitting at its maximum power control level for the tested mode of operation.</li></ul>
Exploratory Test Mode:	<p>Transmitting with GFSK modulation.</p> <p>Charge + Transmitting mode.</p>
Final Test Mode:	<p>Transmitting with GFSK modulation.</p> <p>Pretest the EUT at Charge + Transmitting mode.</p> <p>Only the worst case is recorded in the report.</p>
Instruments Used:	Refer to section 3 for details
Test Results:	Pass
The detailed test data see: <b>Appendix</b>	



## **SGS-CSTC Standards Technical Services (Suzhou) Co., Ltd.**

Report No.: SUCR250400033702

Rev.: 01

Page: 22 of 56

## **6 Photographs - Setup Photos**

Refer to Appendix A.1 WLAN Setup Photos.



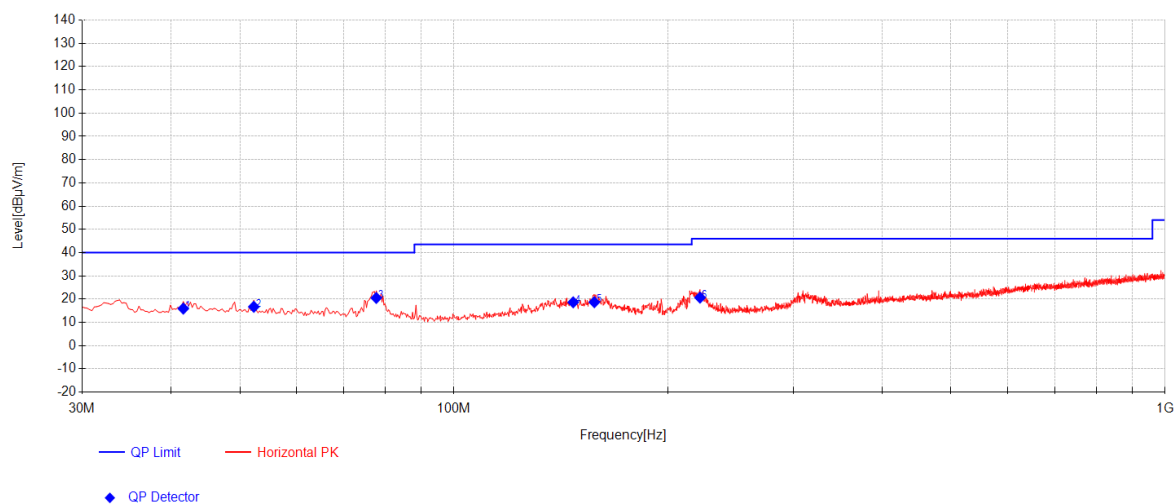
SGS-CSTC Standards Technical Services (Suzhou) Co., Ltd.

Report No.: SUCR250400033702  
Rev.: 01  
Page: 23 of 56

7 Appendix

Radiated Spurious Emissions  
Radiated emission below 1GHz  
Worst case Mode

BLE 1M\_Channel 39



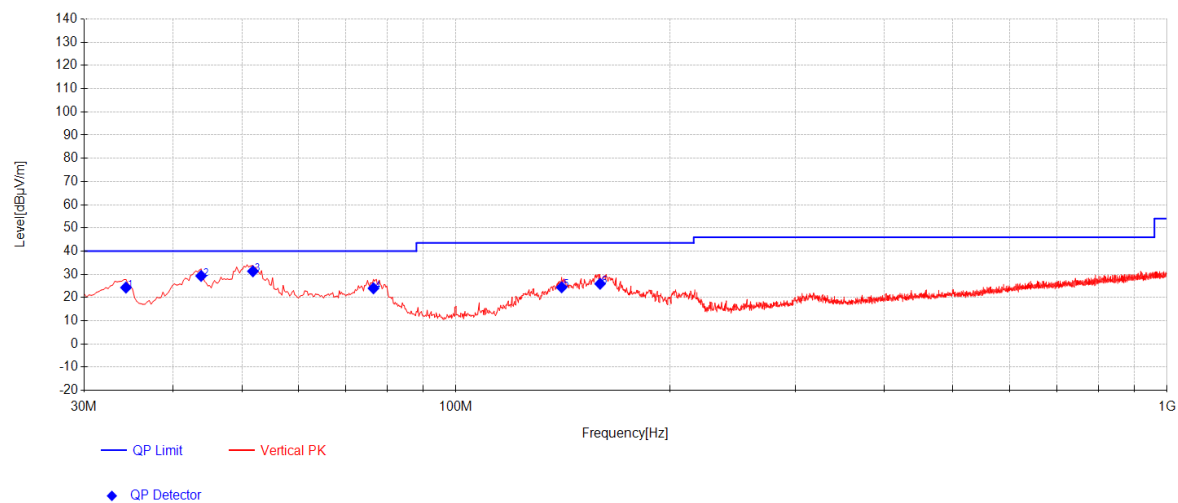
Final Data List								
NO.	Frequency [MHz]	Reading [dBμV]	Factor [dB]	AF [dB/m]	QP Value [dBμV/m]	QP Limit [dBμV/m]	QP Margin [dB]	Polarity
1	41.64	31.03	-33.83	18.74	15.93	40.00	24.07	Horizontal
2	52.31	32.02	-33.66	18.34	16.70	40.00	23.30	Horizontal
3	77.7725	38.54	-33.36	15.32	20.50	40.00	19.50	Horizontal
4	147.1275	32.28	-32.71	19.06	18.63	43.50	24.87	Horizontal
5	157.555	32.18	-32.59	19.10	18.69	43.50	24.81	Horizontal
6	221.8175	36.85	-32.13	15.95	20.67	46.00	25.33	Horizontal



SGS-CSTC Standards Technical Services (Suzhou) Co., Ltd.

Report No.: SUCR250400033702  
Rev.: 01  
Page: 24 of 56

BLE 1M\_Channel 39



Final Data List								
NO.	Frequency [MHz]	Reading [dBµV]	Factor [dB]	AF [dB/m]	QP Value [dBµV/m]	QP Limit [dBµV/m]	QP Margin [dB]	Polarity
1	34.365	40.06	-33.96	18.20	24.30	40.00	15.70	Vertical
2	43.8225	44.32	-33.80	18.80	29.32	40.00	10.68	Vertical
3	51.825	46.57	-33.67	18.42	31.32	40.00	8.68	Vertical
4	76.56	42.04	-33.37	15.31	23.98	40.00	16.02	Vertical
5	140.8225	38.75	-32.76	18.44	24.43	43.50	19.07	Vertical
6	159.495	39.65	-32.56	18.85	25.94	43.50	17.56	Vertical

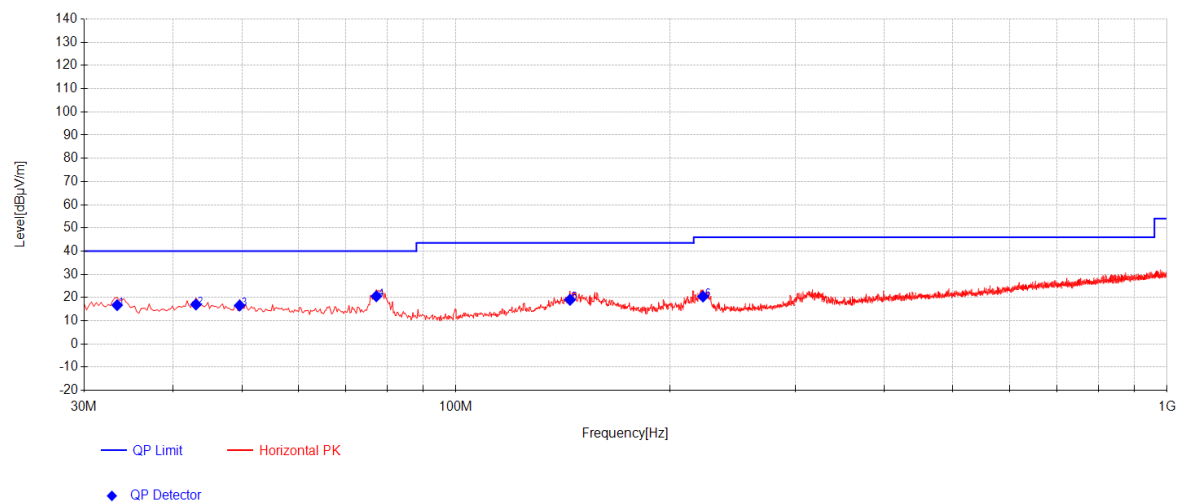




SGS-CSTC Standards Technical Services (Suzhou) Co., Ltd.

Report No.: SUCR250400033702  
Rev.: 01  
Page: 25 of 56

BLE 2M\_Channel 00



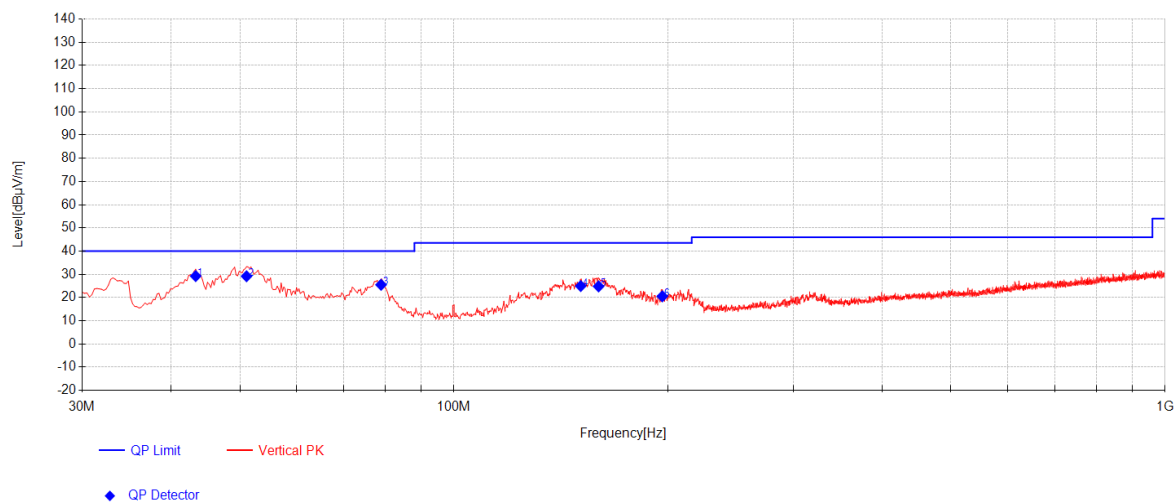
Final Data List								
NO.	Frequency [MHz]	Reading [dBµV]	Factor [dB]	AF [dB/m]	QP Value [dBµV/m]	QP Limit [dBµV/m]	QP Margin [dB]	Polarity
1	33.395	32.54	-33.97	18.14	16.71	40.00	23.29	Horizontal
2	43.095	32.03	-33.81	18.80	17.02	40.00	22.98	Horizontal
3	49.6425	31.57	-33.70	18.67	16.55	40.00	23.45	Horizontal
4	77.2875	38.54	-33.36	15.37	20.55	40.00	19.45	Horizontal
5	144.7025	33.25	-32.73	18.53	19.05	43.50	24.45	Horizontal
6	222.545	36.57	-32.13	16.00	20.45	46.00	25.55	Horizontal



SGS-CSTC Standards Technical Services (Suzhou) Co., Ltd.

Report No.: SUCR250400033702  
Rev.: 01  
Page: 26 of 56

BLE 2M\_Channel 00



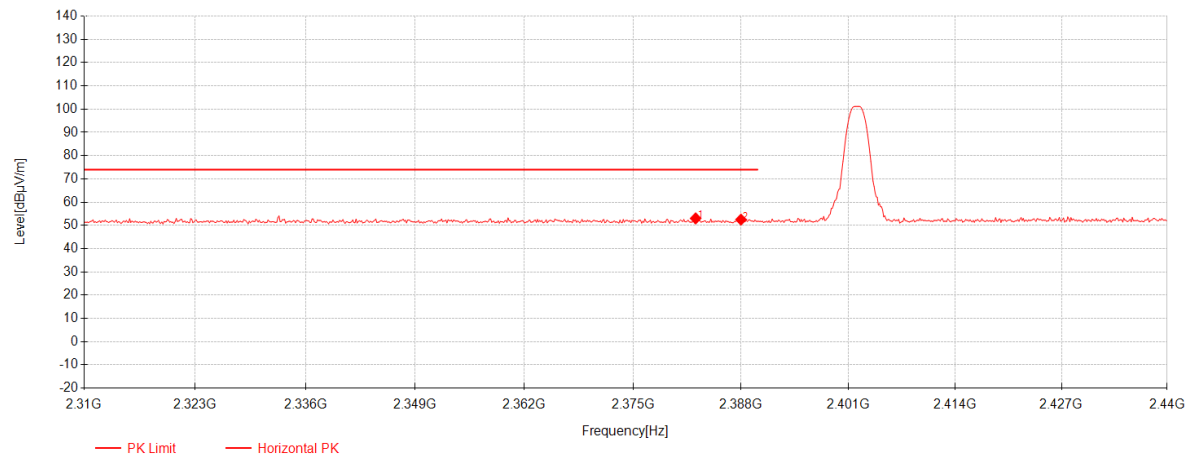
Final Data List								
NO.	Frequency [MHz]	Reading [dBµV]	Factor [dB]	AF [dB/m]	QP Value [dBµV/m]	QP Limit [dBµV/m]	QP Margin [dB]	Polarity
1	43.3375	44.25	-33.80	18.80	29.25	40.00	10.75	Vertical
2	51.0975	44.35	-33.68	18.49	29.17	40.00	10.83	Vertical
3	78.985	43.65	-33.35	15.20	25.50	40.00	14.50	Vertical
4	150.765	38.54	-32.68	19.10	24.96	43.50	18.54	Vertical
5	159.7375	38.54	-32.56	18.83	24.81	43.50	18.69	Vertical
6	196.355	37.54	-32.28	15.26	20.53	43.50	22.97	Vertical



SGS-CSTC Standards Technical Services (Suzhou) Co., Ltd.

Report No.: SUCR250400033702  
Rev.: 01  
Page: 27 of 56

Radiated emission Above 1GHz  
BLE 1M\_Channel 00



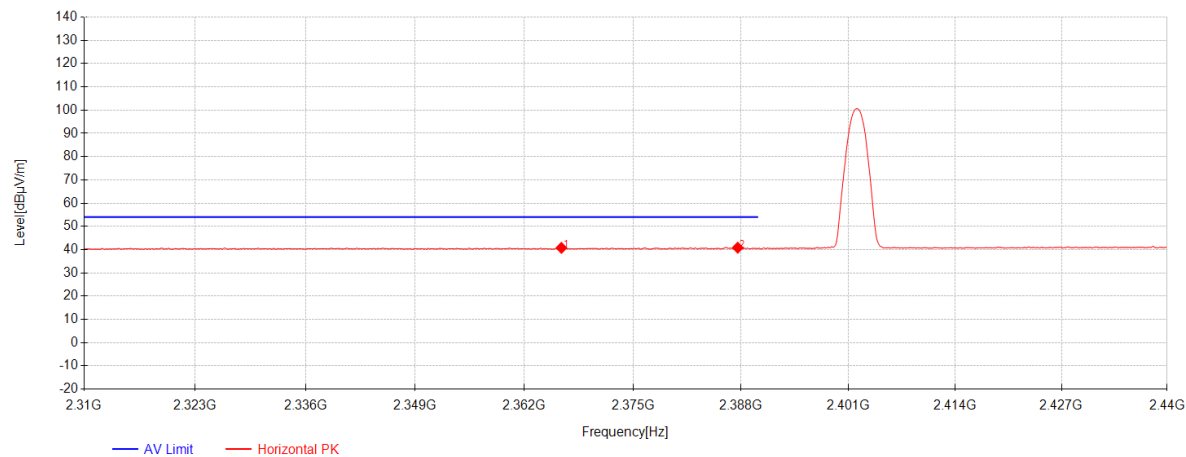
Data List								
NO.	Frequency [MHz]	Reading [dBμV]	AF [dB/m]	Factor [dB]	Level [dBμV/m]	Limit [dBμV/m]	Margin [dB]	Polarity
1	2382.54	49.18	27.14	-23.31	53.01	74.00	20.99	Horizontal
2	2388	48.64	27.15	-23.31	52.48	74.00	21.52	Horizontal



SGS-CSTC Standards Technical Services (Suzhou) Co., Ltd.

Report No.: SUCR250400033702  
Rev.: 01  
Page: 28 of 56

BLE 1M\_Channel 00



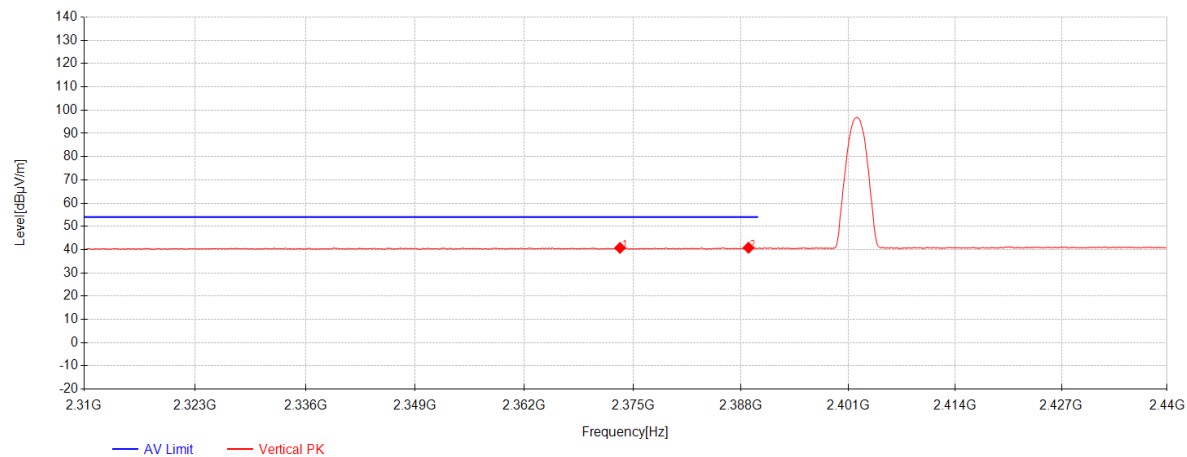
Data List								
NO.	Frequency [MHz]	Reading [dBμV]	AF [dB/m]	Factor [dB]	Level [dBμV/m]	Limit [dBμV/m]	Margin [dB]	Polarity
1	2366.42	36.96	27.11	-23.30	40.77	54.00	13.23	Horizontal
2	2387.61	36.99	27.15	-23.31	40.83	54.00	13.17	Horizontal



SGS-CSTC Standards Technical Services (Suzhou) Co., Ltd.

Report No.: SUCR250400033702  
Rev.: 01  
Page: 29 of 56

BLE 1M\_Channel 00



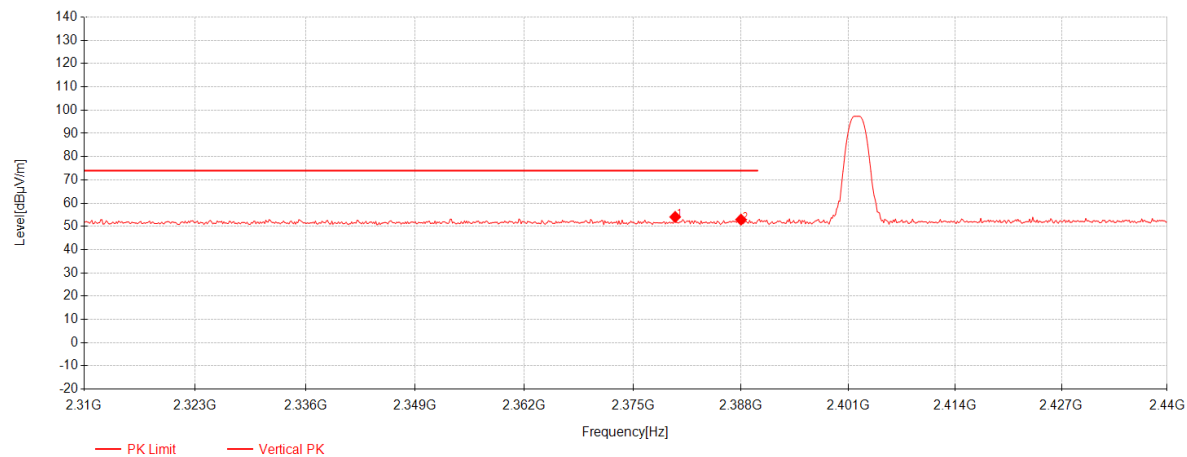
Data List								
NO.	Frequency [MHz]	Reading [dBμV]	AF [dB/m]	Factor [dB]	Level [dBμV/m]	Limit [dBμV/m]	Margin [dB]	Polarity
1	2373.44	36.93	27.12	-23.30	40.75	54.00	13.25	Vertical
2	2388.91	36.99	27.16	-23.31	40.83	54.00	13.17	Vertical



SGS-CSTC Standards Technical Services (Suzhou) Co., Ltd.

Report No.: SUCR250400033702  
Rev.: 01  
Page: 30 of 56

BLE 1M\_Channel 00



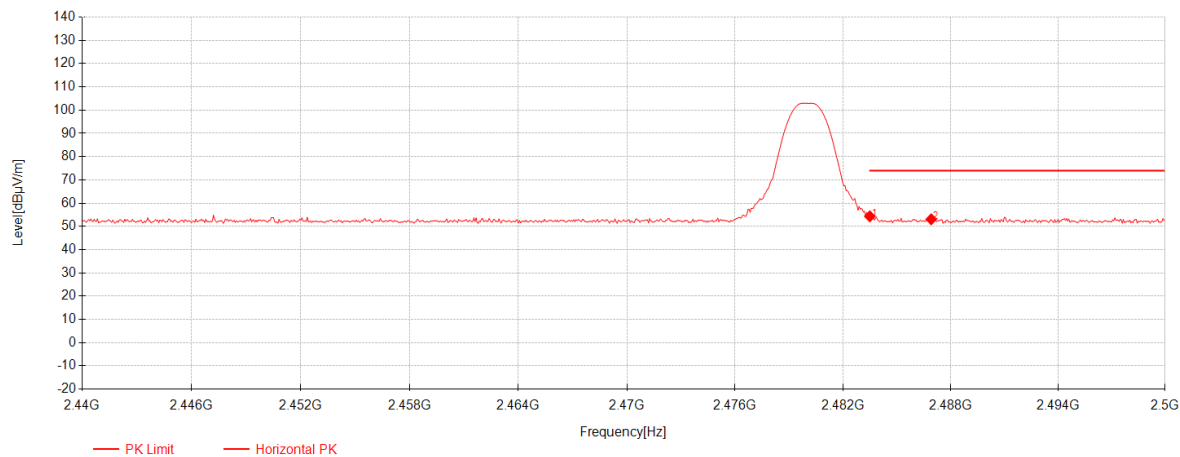
Data List								
NO.	Frequency [MHz]	Reading [dBµV]	AF [dB/m]	Factor [dB]	Level [dBµV/m]	Limit [dBµV/m]	Margin [dB]	Polarity
1	2380.07	50.22	27.14	-23.31	54.05	74.00	19.95	Vertical
2	2388	49.05	27.15	-23.31	52.89	74.00	21.11	Vertical



SGS-CSTC Standards Technical Services (Suzhou) Co., Ltd.

Report No.: SUCR250400033702  
Rev.: 01  
Page: 31 of 56

BLE 1M\_Channel 39



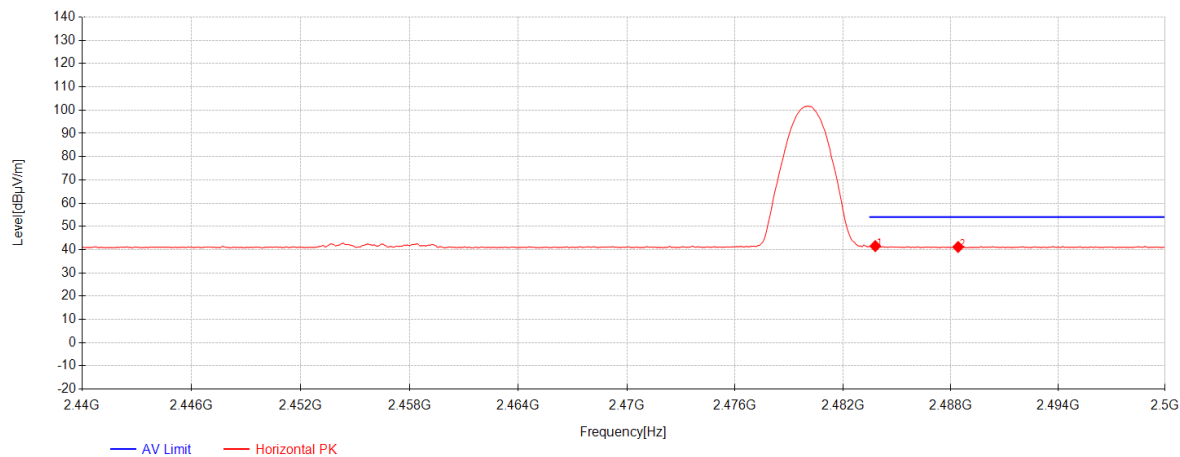
Data List								
NO.	Frequency [MHz]	Reading [dBµV]	AF [dB/m]	Factor [dB]	Level [dBµV/m]	Limit [dBµV/m]	Margin [dB]	Polarity
1	2483.5	50.23	27.36	-23.27	54.32	74.00	19.68	Horizontal
2	2486.92	48.97	27.37	-23.27	53.07	74.00	20.93	Horizontal



SGS-CSTC Standards Technical Services (Suzhou) Co., Ltd.

Report No.: SUCR250400033702  
Rev.: 01  
Page: 32 of 56

BLE 1M\_Channel 39



Data List								
NO.	Frequency [MHz]	Reading [dBμV]	AF [dB/m]	Factor [dB]	Level [dBμV/m]	Limit [dBμV/m]	Margin [dB]	Polarity
1	2483.8	37.43	27.36	-23.27	41.52	54.00	12.48	Horizontal
2	2488.42	37.04	27.37	-23.27	41.15	54.00	12.85	Horizontal

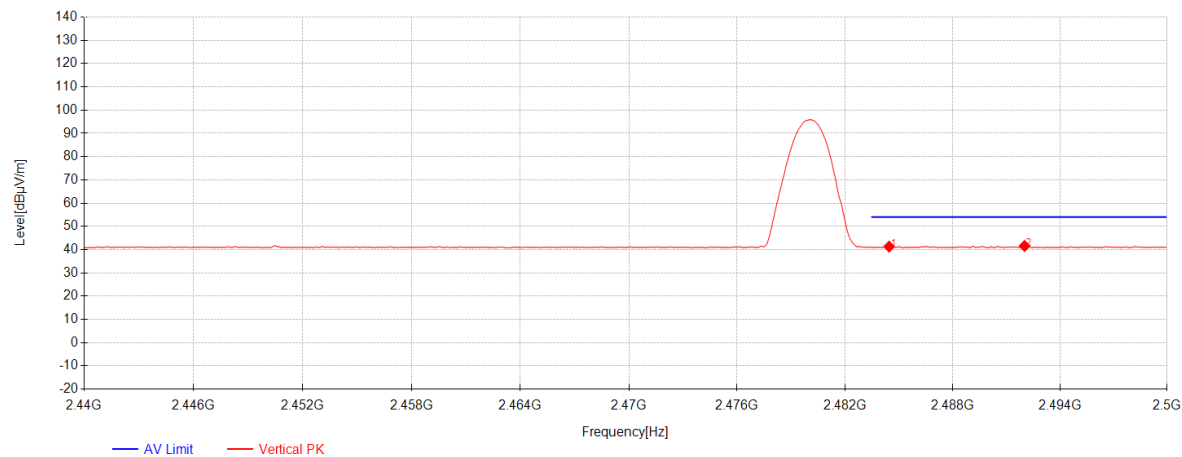




SGS-CSTC Standards Technical Services (Suzhou) Co., Ltd.

Report No.: SUCR250400033702  
Rev.: 01  
Page: 33 of 56

BLE 1M\_Channel 39



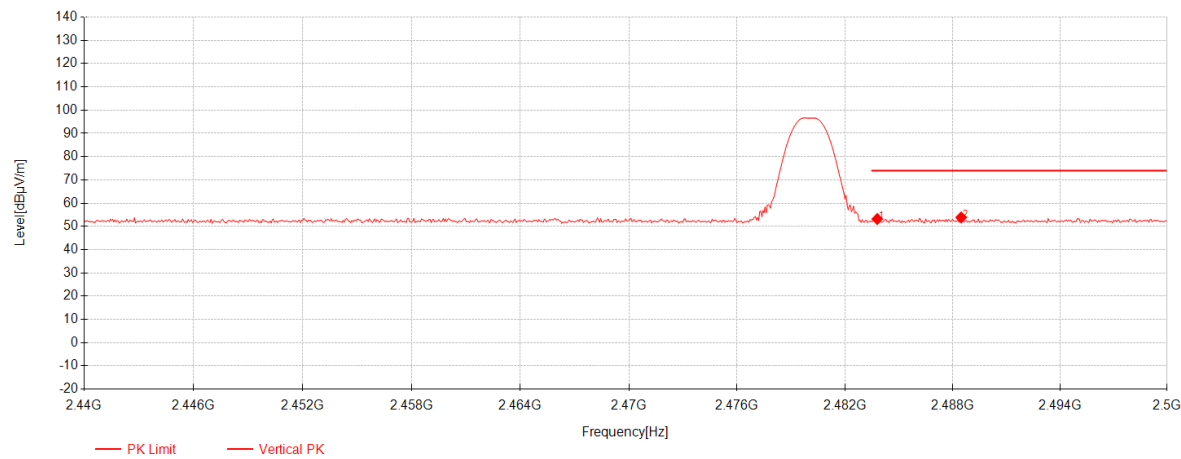
Data List								
NO.	Frequency [MHz]	Reading [dBµV]	AF [dB/m]	Factor [dB]	Level [dBµV/m]	Limit [dBµV/m]	Margin [dB]	Polarity
1	2484.46	37.22	27.37	-23.27	41.32	54.00	12.68	Vertical
2	2492.02	37.46	27.38	-23.26	41.58	54.00	12.42	Vertical



SGS-CSTC Standards Technical Services (Suzhou) Co., Ltd.

Report No.: SUCR250400033702  
Rev.: 01  
Page: 34 of 56

BLE 1M\_Channel 39



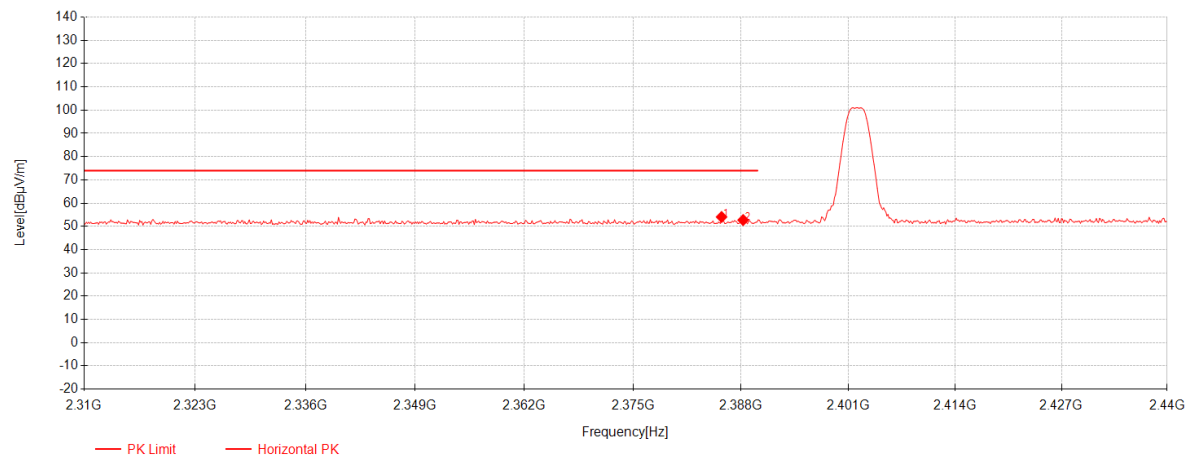
Data List								
NO.	Frequency [MHz]	Reading [dBµV]	AF [dB/m]	Factor [dB]	Level [dBµV/m]	Limit [dBµV/m]	Margin [dB]	Polarity
1	2483.8	49.09	27.36	-23.27	53.18	74.00	20.82	Vertical
2	2488.48	49.73	27.37	-23.27	53.84	74.00	20.16	Vertical



SGS-CSTC Standards Technical Services (Suzhou) Co., Ltd.

Report No.: SUCR250400033702  
Rev.: 01  
Page: 35 of 56

BLE 2M\_Channel 00



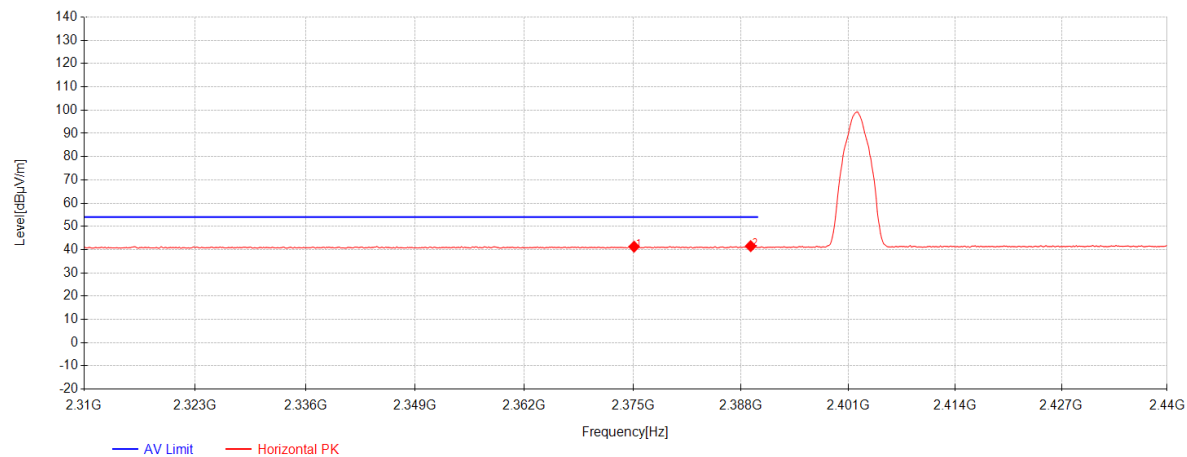
Data List								
NO.	Frequency [MHz]	Reading [dBμV]	AF [dB/m]	Factor [dB]	Level [dBμV/m]	Limit [dBμV/m]	Margin [dB]	Polarity
1	2385.66	50.20	27.15	-23.31	54.04	74.00	19.96	Horizontal
2	2388.26	48.89	27.15	-23.31	52.73	74.00	21.27	Horizontal



SGS-CSTC Standards Technical Services (Suzhou) Co., Ltd.

Report No.: SUCR250400033702  
Rev.: 01  
Page: 36 of 56

BLE 2M\_Channel 00



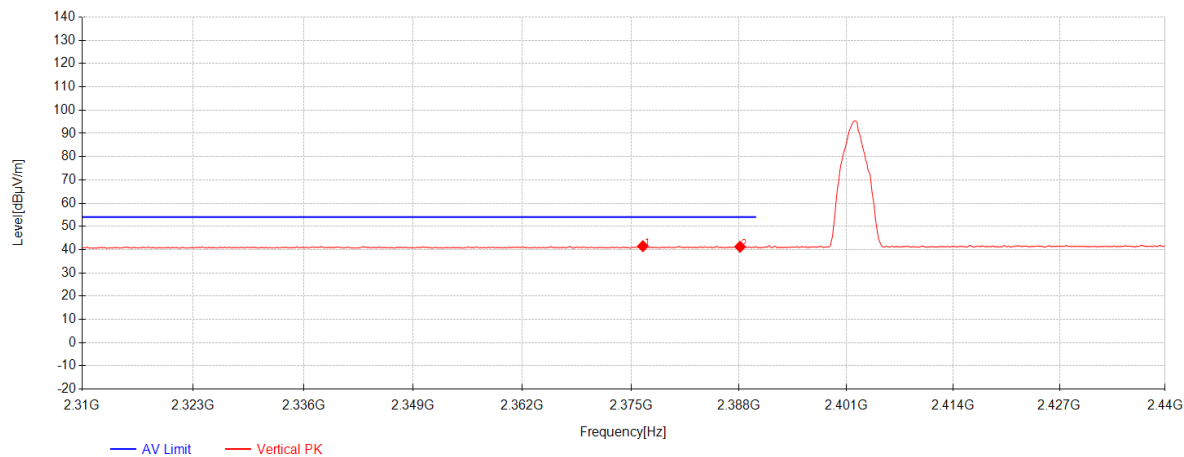
Data List								
NO.	Frequency [MHz]	Reading [dBμV]	AF [dB/m]	Factor [dB]	Level [dBμV/m]	Limit [dBμV/m]	Margin [dB]	Polarity
1	2375.13	37.44	27.13	-23.30	41.26	54.00	12.74	Horizontal
2	2389.17	37.67	27.16	-23.31	41.51	54.00	12.49	Horizontal



SGS-CSTC Standards Technical Services (Suzhou) Co., Ltd.

Report No.: SUCR250400033702  
Rev.: 01  
Page: 37 of 56

BLE 2M\_Channel 00



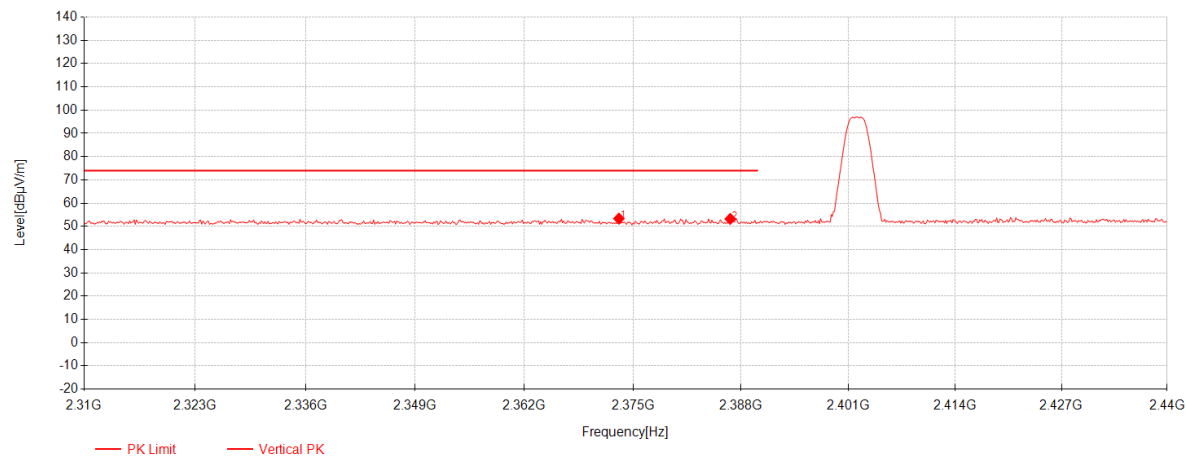
Data List								
NO.	Frequency [MHz]	Reading [dBμV]	AF [dB/m]	Factor [dB]	Level [dBμV/m]	Limit [dBμV/m]	Margin [dB]	Polarity
1	2376.43	37.67	27.13	-23.30	41.49	54.00	12.51	Vertical
2	2388.13	37.42	27.15	-23.31	41.26	54.00	12.74	Vertical



SGS-CSTC Standards Technical Services (Suzhou) Co., Ltd.

Report No.: SUCR250400033702  
Rev.: 01  
Page: 38 of 56

BLE 2M\_Channel 00



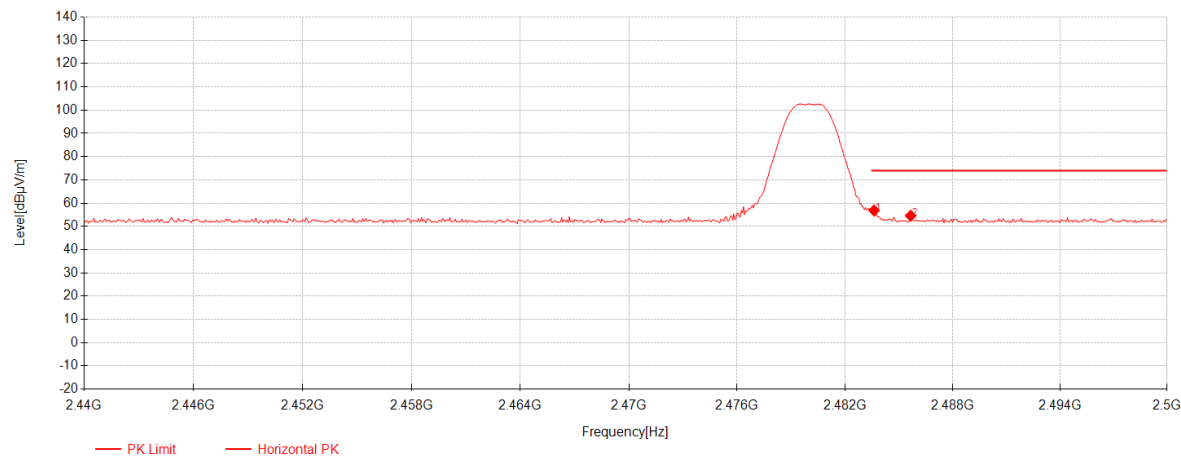
Data List								
NO.	Frequency [MHz]	Reading [dBµV]	AF [dB/m]	Factor [dB]	Level [dBµV/m]	Limit [dBµV/m]	Margin [dB]	Polarity
1	2373.31	49.53	27.12	-23.30	53.35	74.00	20.65	Vertical
2	2386.7	49.39	27.15	-23.31	53.23	74.00	20.77	Vertical



SGS-CSTC Standards Technical Services (Suzhou) Co., Ltd.

Report No.: SUCR250400033702  
Rev.: 01  
Page: 39 of 56

BLE 2M\_Channel 39



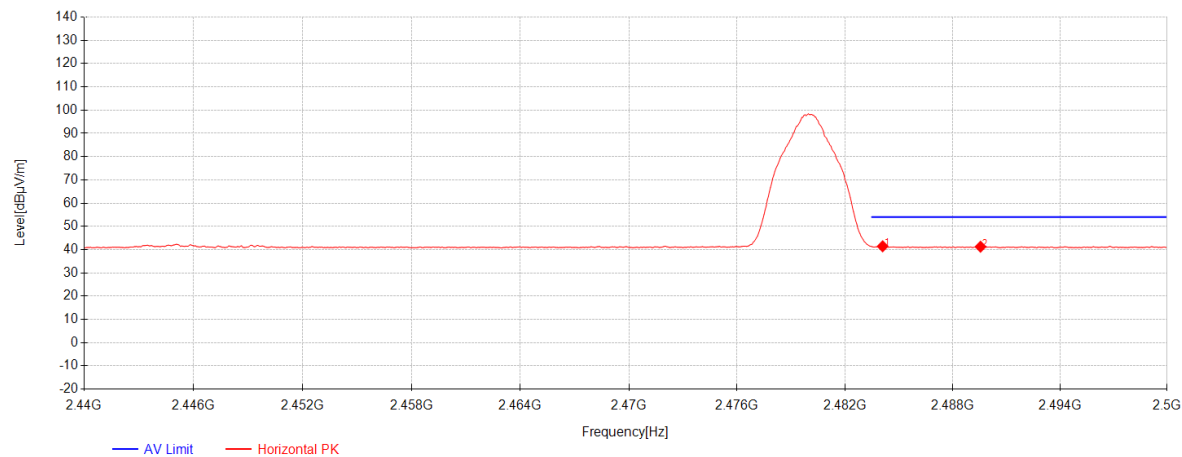
Data List								
NO.	Frequency [MHz]	Reading [dBµV]	AF [dB/m]	Factor [dB]	Level [dBµV/m]	Limit [dBµV/m]	Margin [dB]	Polarity
1	2483.62	52.78	27.36	-23.27	56.87	74.00	17.13	Horizontal
2	2485.66	50.48	27.37	-23.27	54.58	74.00	19.42	Horizontal



SGS-CSTC Standards Technical Services (Suzhou) Co., Ltd.

Report No.: SUCR250400033702  
Rev.: 01  
Page: 40 of 56

BLE 2M\_Channel 39



Data List								
NO.	Frequency [MHz]	Reading [dBμV]	AF [dB/m]	Factor [dB]	Level [dBμV/m]	Limit [dBμV/m]	Margin [dB]	Polarity
1	2484.1	37.35	27.37	-23.27	41.45	54.00	12.55	Horizontal
2	2489.56	37.16	27.38	-23.27	41.27	54.00	12.73	Horizontal

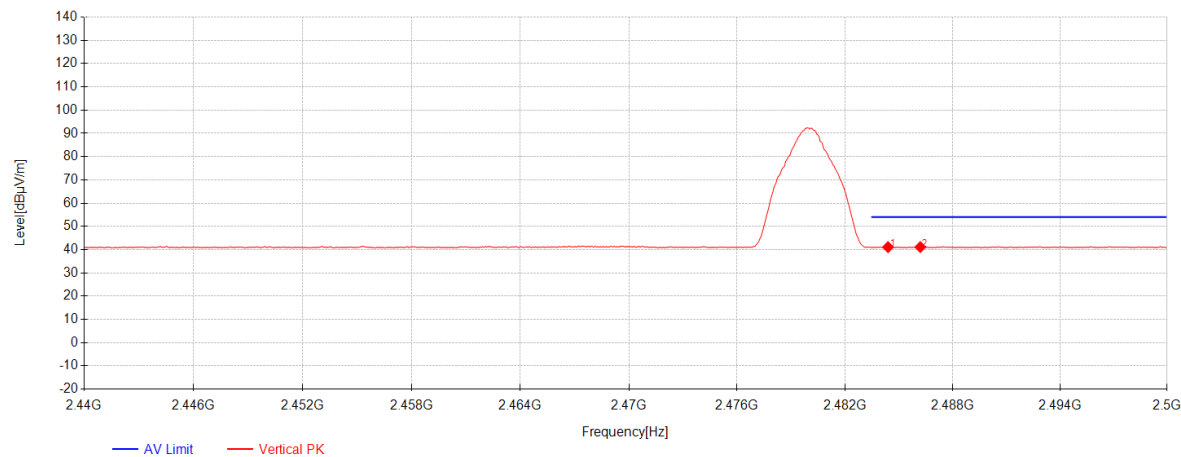




SGS-CSTC Standards Technical Services (Suzhou) Co., Ltd.

Report No.: SUCR250400033702  
Rev.: 01  
Page: 41 of 56

BLE 2M\_Channel 39



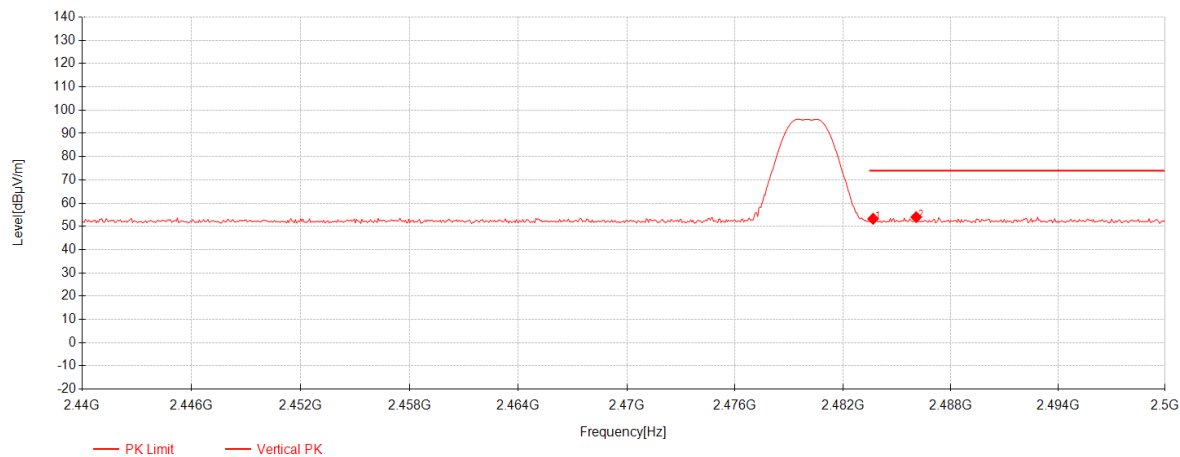
Data List								
NO.	Frequency [MHz]	Reading [dBµV]	AF [dB/m]	Factor [dB]	Level [dBµV/m]	Limit [dBµV/m]	Margin [dB]	Polarity
1	2484.4	37.00	27.37	-23.27	41.10	54.00	12.90	Vertical
2	2486.2	37.02	27.37	-23.27	41.12	54.00	12.88	Vertical



SGS-CSTC Standards Technical Services (Suzhou) Co., Ltd.

Report No.: SUCR250400033702  
Rev.: 01  
Page: 42 of 56

BLE 2M\_Channel 39



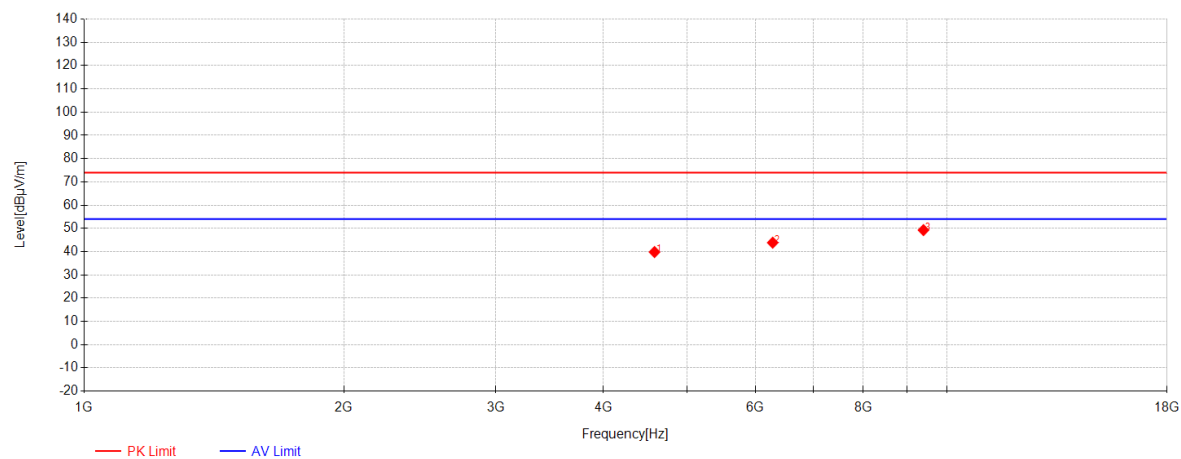
Data List								
NO.	Frequency [MHz]	Reading [dBµV]	AF [dB/m]	Factor [dB]	Level [dBµV/m]	Limit [dBµV/m]	Margin [dB]	Polarity
1	2483.68	49.18	27.36	-23.27	53.27	74.00	20.73	Vertical
2	2486.08	49.87	27.37	-23.27	53.97	74.00	20.03	Vertical



SGS-CSTC Standards Technical Services (Suzhou) Co., Ltd.

Report No.: SUCR250400033702  
Rev.: 01  
Page: 43 of 56

Restricted bands around fundamental frequency  
BLE 1M\_Channel 00



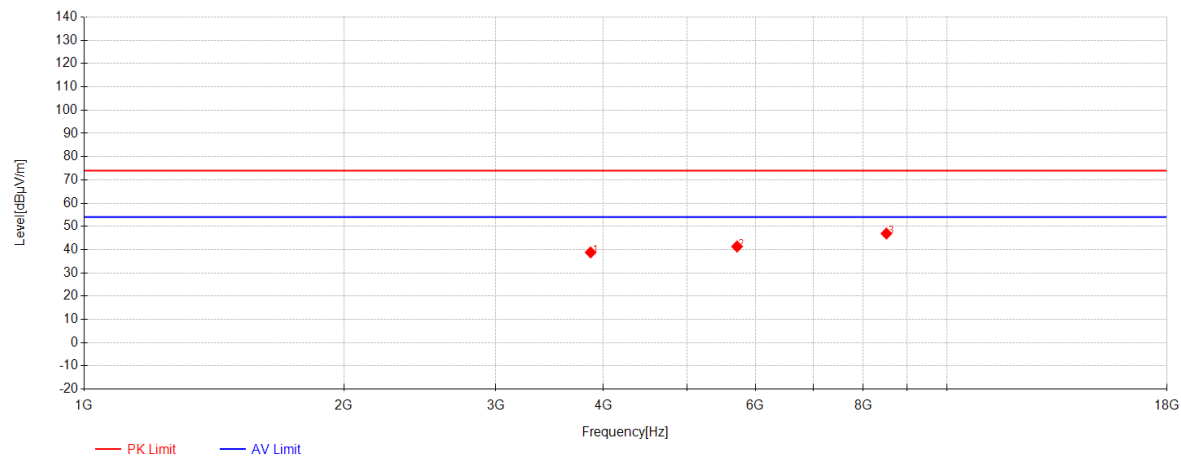
Data List								
NO.	Frequency [MHz]	Reading [dBμV]	AF [dB/m]	Factor [dB]	Level [dBμV/m]	Limit [dBμV/m]	Margin [dB]	Polarity
1	4583.5	49.23	32.28	-41.68	39.83	74.00	34.17	Horizontal
2	6283	48.04	35.37	-39.56	43.85	74.00	30.15	Horizontal
3	9396	45.31	37.72	-33.77	49.26	74.00	24.74	Horizontal



SGS-CSTC Standards Technical Services (Suzhou) Co., Ltd.

Report No.: SUCR250400033702  
Rev.: 01  
Page: 44 of 56

BLE 1M\_Channel 00



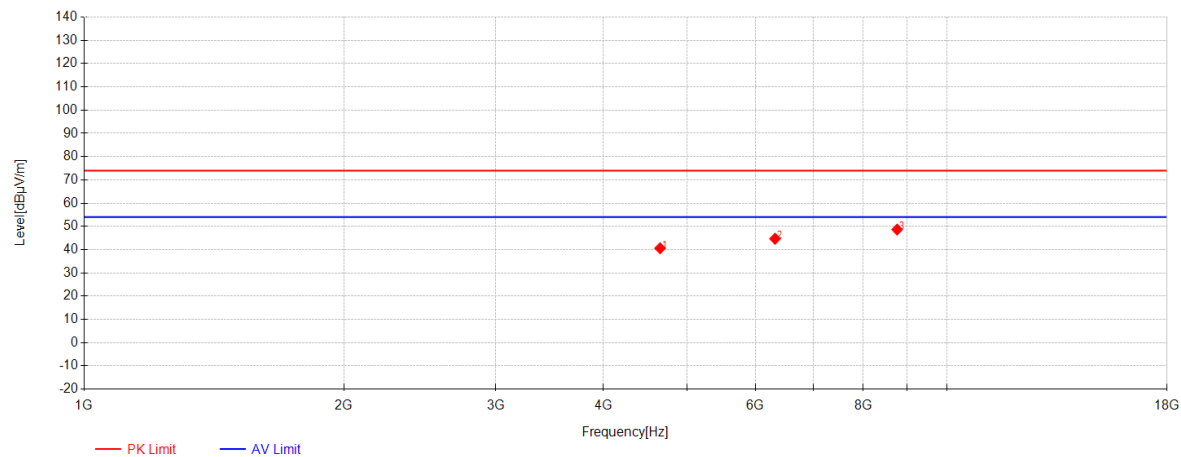
Data List								
NO.	Frequency [MHz]	Reading [dBµV]	AF [dB/m]	Factor [dB]	Level [dBµV/m]	Limit [dBµV/m]	Margin [dB]	Polarity
1	3864.5	50.81	30.84	-42.85	38.80	74.00	35.20	Vertical
2	5712.5	47.97	33.82	-40.46	41.33	74.00	32.67	Vertical
3	8511	45.10	37.36	-35.53	46.92	74.00	27.08	Vertical



SGS-CSTC Standards Technical Services (Suzhou) Co., Ltd.

Report No.: SUCR250400033702  
Rev.: 01  
Page: 45 of 56

BLE 1M\_Channel 19



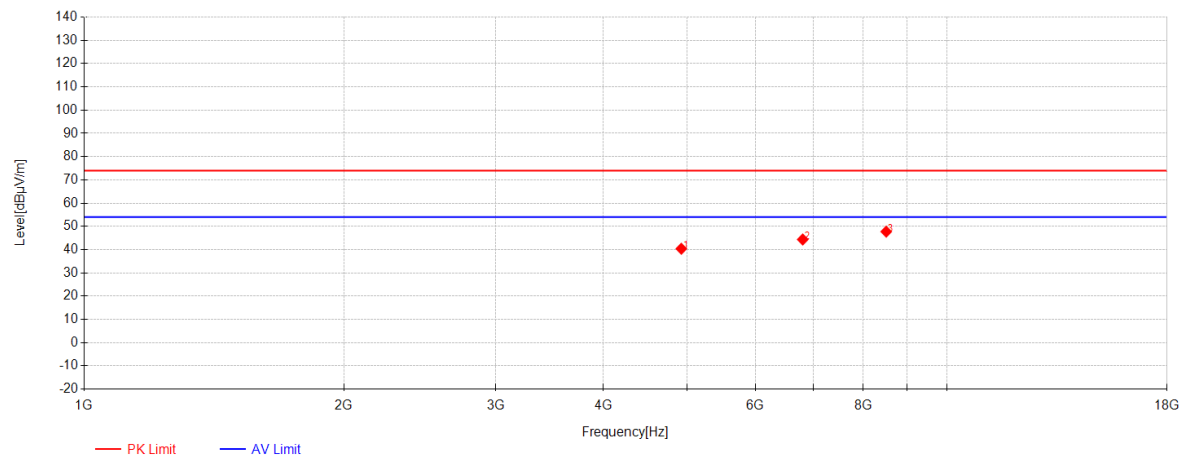
Data List								
NO.	Frequency [MHz]	Reading [dBμV]	AF [dB/m]	Factor [dB]	Level [dBμV/m]	Limit [dBμV/m]	Margin [dB]	Polarity
1	4652	49.71	32.43	-41.56	40.59	74.00	33.41	Horizontal
2	6321.5	48.70	35.44	-39.47	44.68	74.00	29.32	Horizontal
3	8757.5	46.28	37.48	-35.13	48.63	74.00	25.37	Horizontal



SGS-CSTC Standards Technical Services (Suzhou) Co., Ltd.

Report No.: SUCR250400033702  
Rev.: 01  
Page: 46 of 56

BLE 1M\_Channel 19



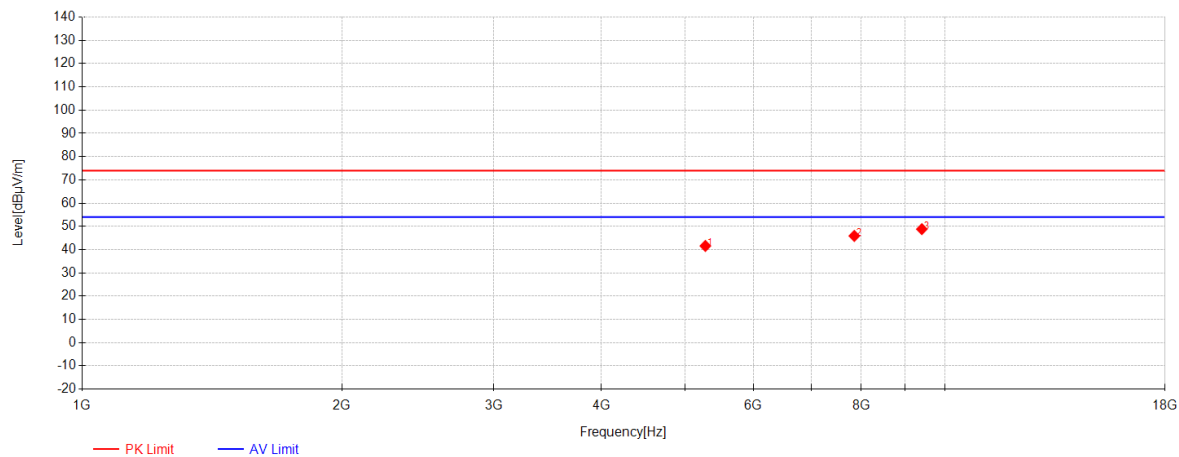
Data List								
NO.	Frequency [MHz]	Reading [dBµV]	AF [dB/m]	Factor [dB]	Level [dBµV/m]	Limit [dBµV/m]	Margin [dB]	Polarity
1	4923	48.61	33.03	-41.26	40.38	74.00	33.62	Vertical
2	6807	46.90	35.92	-38.45	44.37	74.00	29.63	Vertical
3	8506	45.94	37.35	-35.55	47.74	74.00	26.26	Vertical



SGS-CSTC Standards Technical Services (Suzhou) Co., Ltd.

Report No.: SUCR250400033702  
Rev.: 01  
Page: 47 of 56

BLE 1M\_Channel 39



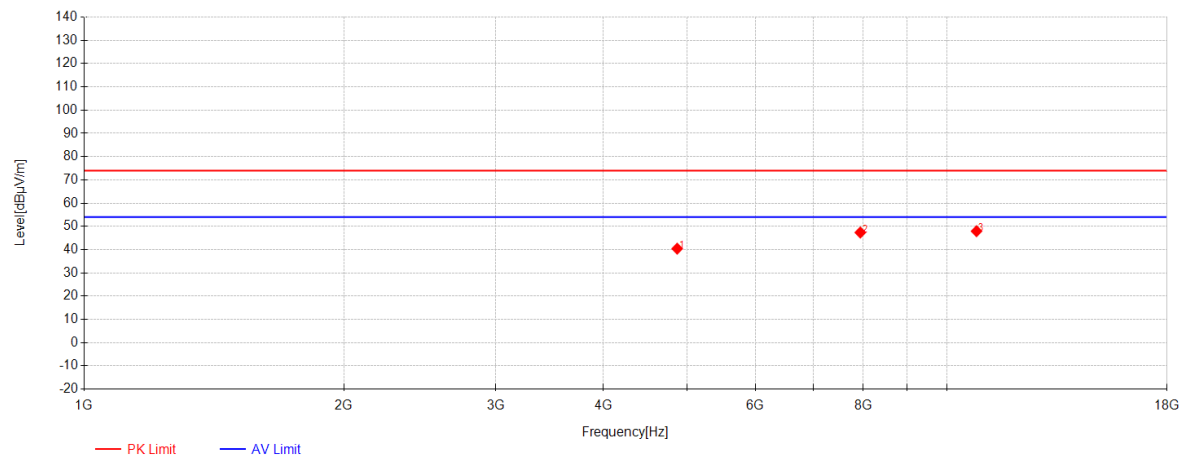
Data List								
NO.	Frequency [MHz]	Reading [dBµV]	AF [dB/m]	Factor [dB]	Level [dBµV/m]	Limit [dBµV/m]	Margin [dB]	Polarity
1	5277	49.33	33.14	-40.89	41.59	74.00	32.41	Horizontal
2	7853	45.66	36.95	-36.71	45.90	74.00	28.10	Horizontal
3	9405	44.86	37.72	-33.76	48.83	74.00	25.17	Horizontal



SGS-CSTC Standards Technical Services (Suzhou) Co., Ltd.

Report No.: SUCR250400033702  
Rev.: 01  
Page: 48 of 56

BLE 1M\_Channel 39



Data List								
NO.	Frequency [MHz]	Reading [dBµV]	AF [dB/m]	Factor [dB]	Level [dBµV/m]	Limit [dBµV/m]	Margin [dB]	Polarity
1	4869	48.80	32.91	-41.29	40.42	74.00	33.58	Vertical
2	7938	46.95	37.04	-36.61	47.37	74.00	26.63	Vertical
3	10825	40.27	38.31	-30.64	47.94	74.00	26.06	Vertical

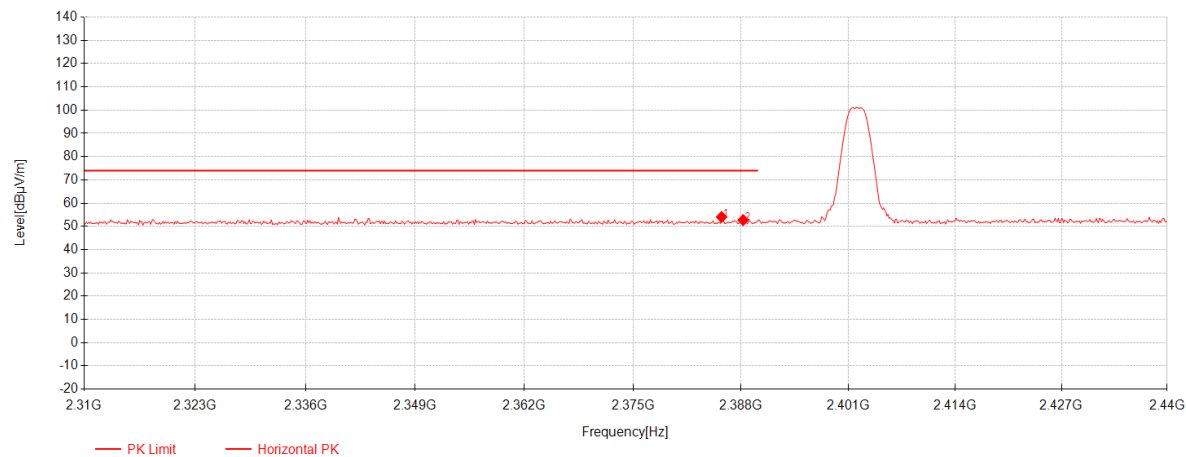




SGS-CSTC Standards Technical Services (Suzhou) Co., Ltd.

Report No.: SUCR250400033702  
Rev.: 01  
Page: 49 of 56

BLE 2M\_Channel 00



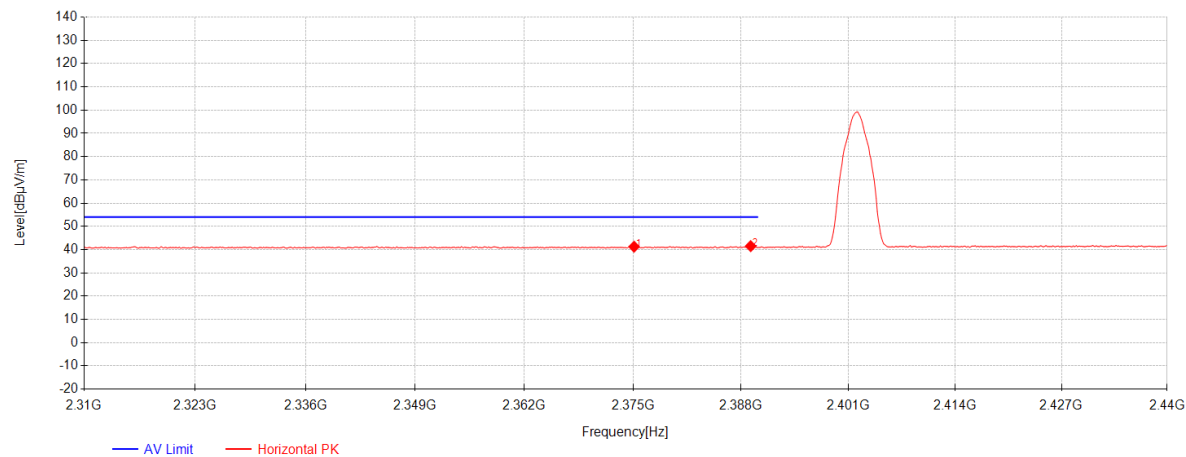
Data List								
NO.	Frequency [MHz]	Reading [dBµV]	AF [dB/m]	Factor [dB]	Level [dBµV/m]	Limit [dBµV/m]	Margin [dB]	Polarity
1	2385.66	50.20	27.15	-23.31	54.04	74.00	19.96	Horizontal
2	2388.26	48.89	27.15	-23.31	52.73	74.00	21.27	Horizontal



SGS-CSTC Standards Technical Services (Suzhou) Co., Ltd.

Report No.: SUCR250400033702  
Rev.: 01  
Page: 50 of 56

BLE 2M\_Channel 00



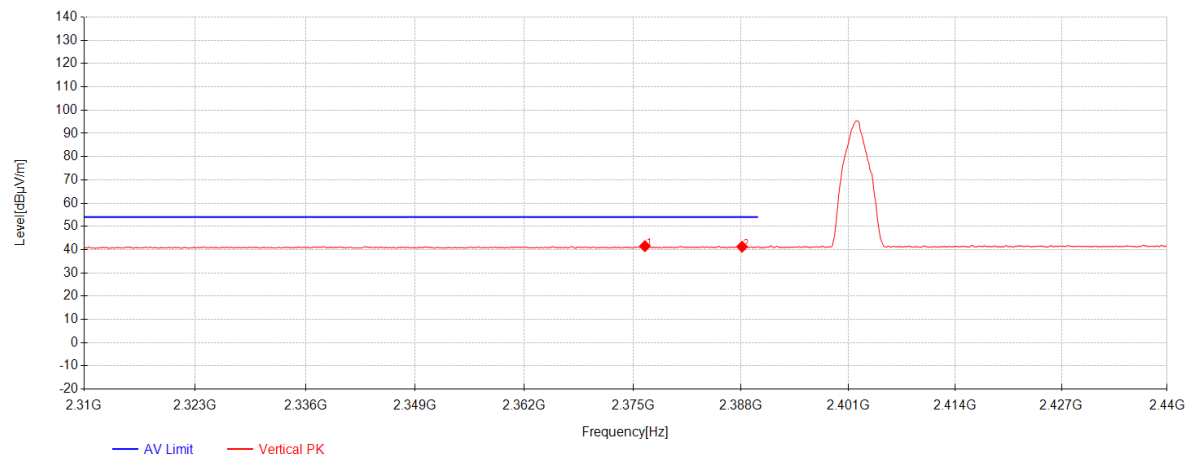
Data List								
NO.	Frequency [MHz]	Reading [dBµV]	AF [dB/m]	Factor [dB]	Level [dBµV/m]	Limit [dBµV/m]	Margin [dB]	Polarity
1	2375.13	37.44	27.13	-23.30	41.26	54.00	12.74	Horizontal
2	2389.17	37.67	27.16	-23.31	41.51	54.00	12.49	Horizontal



SGS-CSTC Standards Technical Services (Suzhou) Co., Ltd.

Report No.: SUCR250400033702  
Rev.: 01  
Page: 51 of 56

BLE 2M\_Channel 00



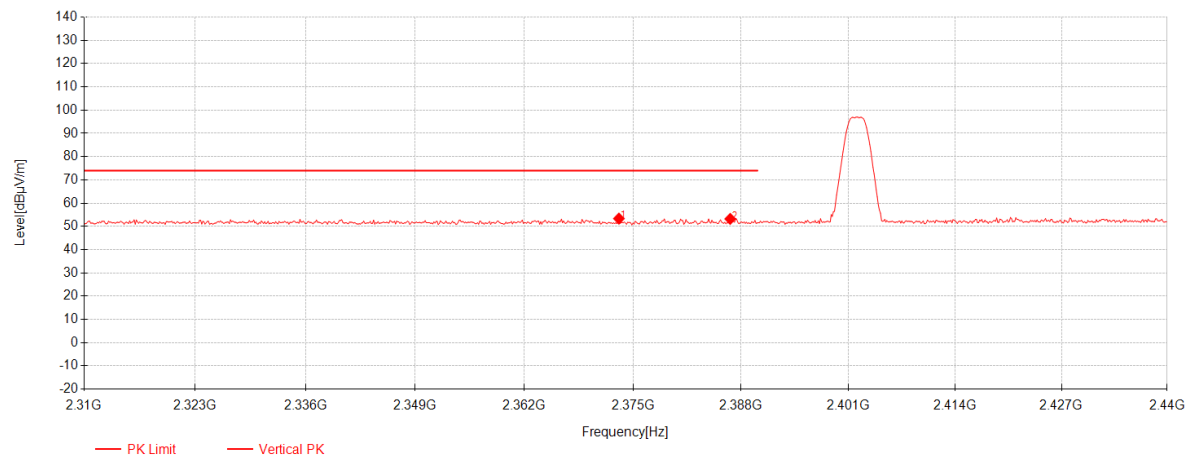
Data List								
NO.	Frequency [MHz]	Reading [dBμV]	AF [dB/m]	Factor [dB]	Level [dBμV/m]	Limit [dBμV/m]	Margin [dB]	Polarity
1	2376.43	37.67	27.13	-23.30	41.49	54.00	12.51	Vertical
2	2388.13	37.42	27.15	-23.31	41.26	54.00	12.74	Vertical



SGS-CSTC Standards Technical Services (Suzhou) Co., Ltd.

Report No.: SUCR250400033702  
Rev.: 01  
Page: 52 of 56

BLE 2M\_Channel 00



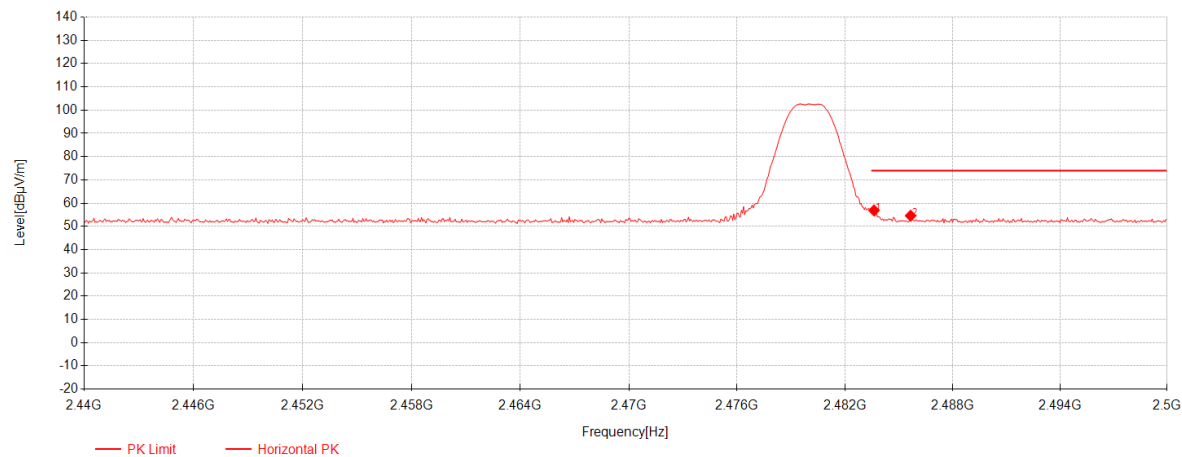
Data List								
NO.	Frequency [MHz]	Reading [dBµV]	AF [dB/m]	Factor [dB]	Level [dBµV/m]	Limit [dBµV/m]	Margin [dB]	Polarity
1	2373.31	49.53	27.12	-23.30	53.35	74.00	20.65	Vertical
2	2386.7	49.39	27.15	-23.31	53.23	74.00	20.77	Vertical



SGS-CSTC Standards Technical Services (Suzhou) Co., Ltd.

Report No.: SUCR250400033702  
Rev.: 01  
Page: 53 of 56

BLE 2M\_Channel 39



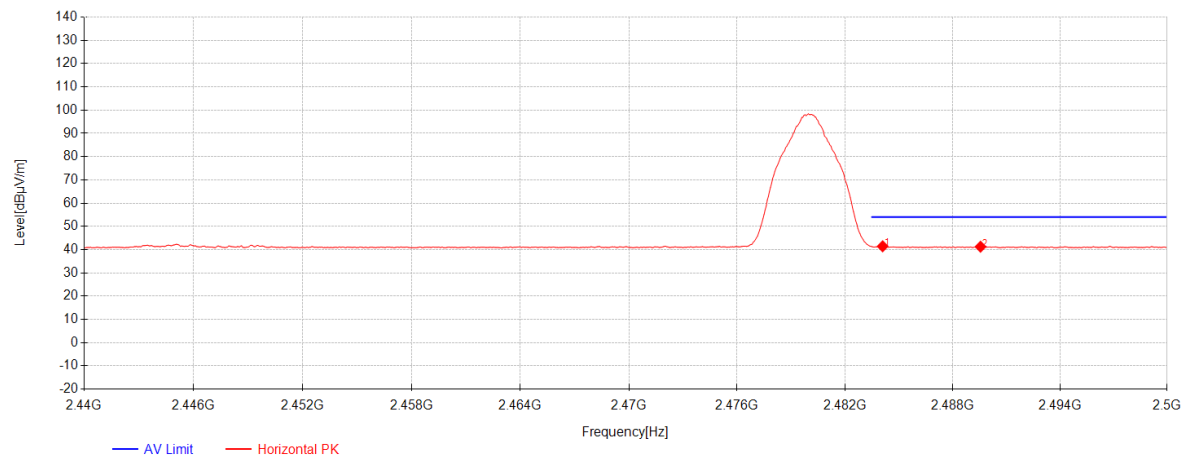
Data List								
NO.	Frequency [MHz]	Reading [dBµV]	AF [dB/m]	Factor [dB]	Level [dBµV/m]	Limit [dBµV/m]	Margin [dB]	Polarity
1	2483.62	52.78	27.36	-23.27	56.87	74.00	17.13	Horizontal
2	2485.66	50.48	27.37	-23.27	54.58	74.00	19.42	Horizontal



SGS-CSTC Standards Technical Services (Suzhou) Co., Ltd.

Report No.: SUCR250400033702  
Rev.: 01  
Page: 54 of 56

BLE 2M\_Channel 39



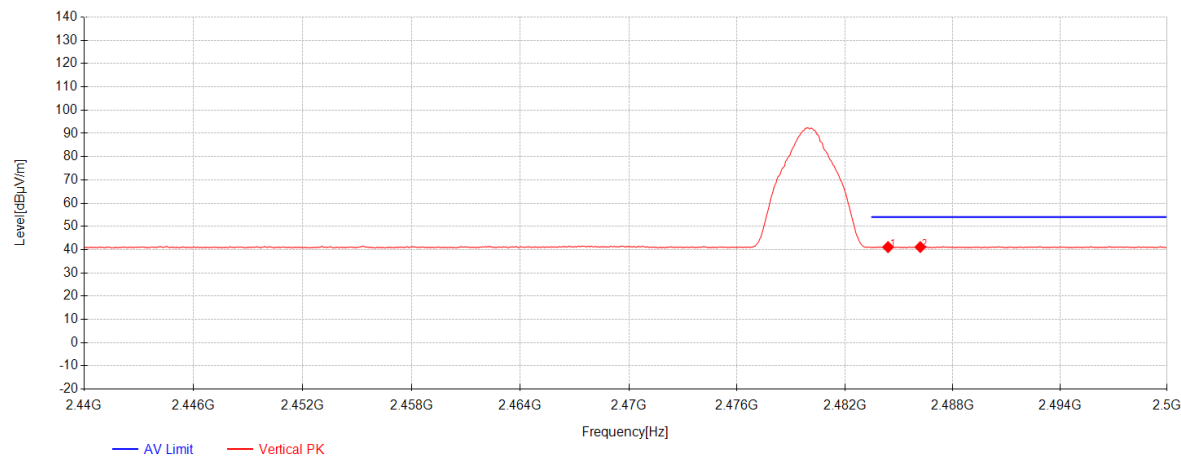
Data List								
NO.	Frequency [MHz]	Reading [dBμV]	AF [dB/m]	Factor [dB]	Level [dBμV/m]	Limit [dBμV/m]	Margin [dB]	Polarity
1	2484.1	37.35	27.37	-23.27	41.45	54.00	12.55	Horizontal
2	2489.56	37.16	27.38	-23.27	41.27	54.00	12.73	Horizontal



SGS-CSTC Standards Technical Services (Suzhou) Co., Ltd.

Report No.: SUCR250400033702  
Rev.: 01  
Page: 55 of 56

BLE 2M\_Channel 39



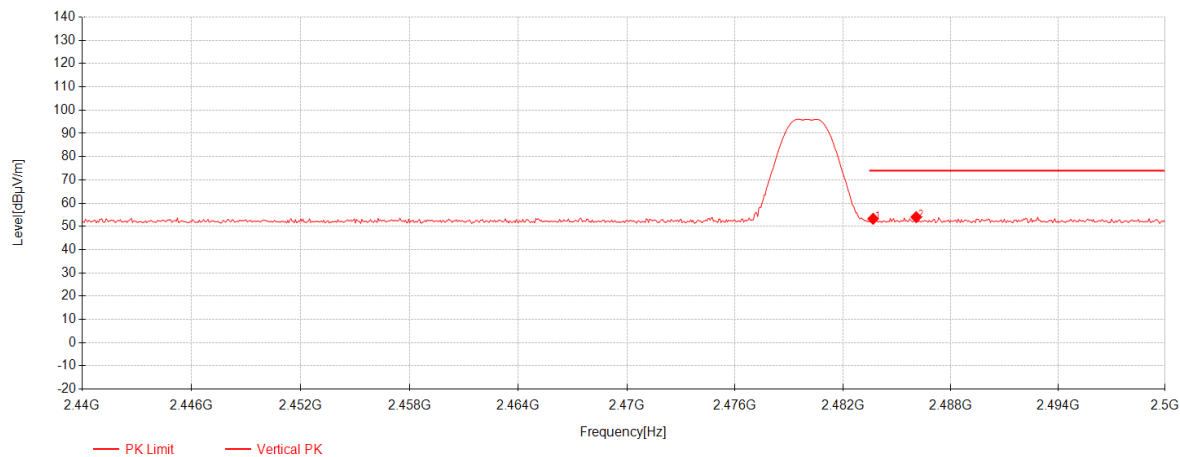
Data List								
NO.	Frequency [MHz]	Reading [dBμV]	AF [dB/m]	Factor [dB]	Level [dBμV/m]	Limit [dBμV/m]	Margin [dB]	Polarity
1	2484.4	37.00	27.37	-23.27	41.10	54.00	12.90	Vertical
2	2486.2	37.02	27.37	-23.27	41.12	54.00	12.88	Vertical



SGS-CSTC Standards Technical Services (Suzhou) Co., Ltd.

Report No.: SUCR250400033702  
Rev.: 01  
Page: 56 of 56

BLE 2M\_Channel 39



Data List								
NO.	Frequency [MHz]	Reading [dBµV]	AF [dB/m]	Factor [dB]	Level [dBµV/m]	Limit [dBµV/m]	Margin [dB]	Polarity
1	2483.68	49.18	27.36	-23.27	53.27	74.00	20.73	Vertical
2	2486.08	49.87	27.37	-23.27	53.97	74.00	20.03	Vertical

---End of Report---