



SGS-CSTC Standards Technical Services (Suzhou) Co., Ltd.

Report No.: SUCR250400033703
Rev.: 01
Page: 1 of 82

TEST REPORT

Application No.: SUCR2504000337AT
Applicant: Shanghai Sunmi Technology Co.,Ltd.
Address of Applicant: Room 505,No.388,Song Hu Road,Yang Pu District,Shanghai,China
Manufacturer: Shanghai Sunmi Technology Co.,Ltd.
Address of Manufacturer: Room 505,No.388,Song Hu Road,Yang Pu District,Shanghai,China
EUT Description: Smart POS System
Model No.: T6F0A
Trade Mark: SUNMI
FCC ID: 2AH25T6F0A
Standards: FCC 47 CFR Part 2, Subpart J
FCC 47 CFR Part 15, Subpart C
Date of Receipt: June 3, 2025
Date of Test: June 4, 2025 to June 5, 2025
Date of Issue: June 14, 2025

Test Result :	PASS *
----------------------	---------------

* In the configuration tested, the EUT detailed in this report complied with the standards specified above.

This document is issued by the Company subject to its General Conditions of Service printed overleaf, available on request or accessible at <http://www.sgs.com/en/Terms-and-Conditions> and, for electronic format documents, subject to Terms and Conditions for Electronic Documents at <http://www.sgs.com/en/Terms-and-Conditions/Terms-e-Document>. Attention is drawn to the limitation of liability, indemnification and jurisdiction issues defined therein. Any holder of this document is advised that information contained hereon reflects the Company's findings at the time of its intervention only and within the limits of Client's instructions, if any. The Company's sole responsibility is to its Client and this document does not exonerate parties to a transaction from exercising all their rights and obligations under the transaction documents. This document cannot be reproduced except in full, without prior written approval of the Company. Any unauthorized alteration, forgery or falsification of the content or appearance of this document is unlawful and offenders may be prosecuted to the fullest extent of the law.
Unless otherwise stated the results shown in this test report refer only to the sample(s) tested and such sample(s) are retained for 30 days only.

Attention: To check the authenticity of testing / inspection report & certificate, please contact us at telephone:(86-755) 8307 1443, or email: CN.Doccheck@sgs.com

SGS-CSTC Standards Technical Services (Suzhou) Co., Ltd.
Wireless Laboratory

South of No. 6 Plant, No. 1, RunSheng Road, Suzhou Industrial Park,
Suzhou Area, China (Jiangsu) Pilot Free Trade Zone 215000

t (86-512) 6229 2980
www.sgsgroup.com.cn



SGS-CSTC Standards Technical Services (Suzhou) Co., Ltd.

Report No.: SUCR250400033703
Rev.: 01
Page: 2 of 82

Version

Revision Record			
Version	Description	Date	Remark
01	Original	June 14, 2025	/

Authorized for issue by:				
Tested By				
		Hayley Zhang / Project Manager		
Approved By				
		Cloud Peng/Technical Manager		



SGS-CSTC Standards Technical Services (Suzhou) Co., Ltd.

Report No.: SUCR250400033703

Rev.: 01

Page: 3 of 82

Contents

Version	2
1 Test Summary	4
2 General Information	5
2.1 Details of Client	5
2.2 Test Location	5
2.3 Test Facility	5
2.4 General Description of EUT	6
2.5 Test Environment and Mode	8
2.6 Description of Support Units	8
2.7 Worst-case configuration and mode	8
3 Equipment List	9
4 Measurement Uncertainty (95% confidence levels, k=2)	11
5 Test results and Measurement Data	12
5.1 Antenna Requirement	12
5.2 AC Power Line Conducted Emissions	13
5.3 Conducted Output Power	17
5.4 Radiated Spurious Emissions	18
5.5 Restricted bands around fundamental frequency	21
6 Photographs - Setup Photos	23
7 Appendix	24



SGS-CSTC Standards Technical Services (Suzhou) Co., Ltd.

Report No.: SUCR250400033703

Rev.: 01

Page: 4 of 82

1 Test Summary

Test Item	FCC Rule No.	Test Method	Test Result	Result
Antenna Requirement	15.203/15.247(b)	--	Clause 5.1	PASS
AC Power Line Conducted Emission	15.207	ANSI C63.10 2013 Section 6.2	Clause 5.2	PASS
Duty Cycle	--	ANSI C63.10 2013 Section 11.6	Clause 5.3	Reference report SZCR240600210104
Conducted Output Power	15.247 (b)(3)	ANSI C63.10 2013 Section 11.9.1.3	Clause 5.4	PASS
DTS (6 dB) Bandwidth & 99% Occupied Bandwidth	15.247 (a)(2)	ANSI C63.10 2013 Section 11.8 Option 2 / 6.9.3	Clause 5.5	Reference report SZCR240600210104
Power Spectral Density	15.247 (e)	ANSI C63.10 2013 Section 11.10.2	Clause 5.6	
Band-edge for RF Conducted Emissions	15.247(d)	ANSI C63.10 2013 Section 11.11	Clause 5.7	
RF Conducted Spurious Emissions	15.247(d)	ANSI C63.10 2013 Section 11.11	Clause 5.8	
Radiated Spurious Emissions	15.247(d);15.205/15.209	ANSI C63.10 2013 Section 11.12	Clause 5.9	PASS
Restricted bands around fundamental frequency (Radiated Emission)	15.247(d);15.205/15.209	ANSI C63.10 2013 Section 11.12	Clause 5.10	PASS

Remark:

This test report (Report No.: SUCR250400033703 issue on 2025/06/14) is based on the original test report (Report No.: SZCR240600210104 issue on 2024/07/16).

Review this report and original report, this report just changing the parts according to the declaration letter from client.

The Smart module QLB12-21 has been certified, and the report number is SZCR240600210104 issued by SGS-CSTC standards Technical Services Co., Ltd. Shenzhen Branch. So, we only check the power, AC Power Line Conducted Emission; Radiated Spurious emissions & Restricted bands around fundamental frequency (Radiated Emission) test of this sample, other test data please refer to module test report.



SGS-CSTC Standards Technical Services (Suzhou) Co., Ltd.

Report No.: SUCR250400033703

Rev.: 01

Page: 5 of 82

2 General Information

2.1 Details of Client

Applicant:	Shanghai Sunmi Technology Co.,Ltd.
Address of Applicant:	Room 505,No.388,Song Hu Road,Yang Pu District,Shanghai,China
Manufacturer:	Shanghai Sunmi Technology Co.,Ltd.
Address of Manufacturer:	Room 505,No.388,Song Hu Road,Yang Pu District,Shanghai,China

2.2 Test Location

Company:	SGS-CSTC Standards Technical Services (Suzhou) Co., Ltd.
Address:	South of No. 6 Plant, No. 1, Runsheng Road, Suzhou Industrial Park, Suzhou Area, China (Jiangsu) Pilot Free Trade Zone
Post code:	215000
Test engineer:	Ives Cheng, King-p Li

2.3 Test Facility

The test facility is recognized, certified, or accredited by the following organizations:

- **A2LA (Certificate No. 6336.01)**

SGS-CSTC STANDARDS TECHNICAL SERVICES (SUZHOU) CO., LTD. is accredited by the American Association for Laboratory Accreditation(A2LA). Certificate No. 6336.01.

- **Innovation, Science and Economic Development Canada**

SGS-CSTC STANDARDS TECHNICAL SERVICES (SUZHOU) CO., LTD. has been recognized by ISED as an accredited testing laboratory.

CAB identifier: CN0120.

IC#: 27594.

- **FCC –Designation Number: CN1312**

SGS-CSTC STANDARDS TECHNICAL SERVICES (SUZHOU) CO., LTD. has been recognized as an accredited testing laboratory.

Designation Number: CN1312.

Test Firm Registration Number: 717327



SGS-CSTC Standards Technical Services (Suzhou) Co., Ltd.

Report No.: SUCR250400033703

Rev.: 01

Page: 6 of 82

2.4 General Description of EUT

Hardware Version:	V2.1	
Software Version:	P3_AIR-MGL_user_4.1.1_10_20250416	
Power Supply:	DC 3.87V from battery	
Operation Frequency:	802.11b/g/n(HT20):	2412MHz to 2462MHz
	802.11n(HT40):	2422MHz to 2452MHz
Modulation Type:	802.11b:	DSSS (DBPSK, DQPSK, CCK)
	802.11g/n:	OFDM (BPSK, QPSK, 16QAM, 64QAM)
Number of Channels:	802.11b/g/n(HT20): 11 802.11n(HT40): 7	
Channel Spacing:	5MHz	
Smart System:	<input checked="" type="checkbox"/> SISO	802.11b/g/n
Antenna Type:	Internal Antenna	
Antenna Gain:	0.41 dBi	
	Note: The antenna gain are derived from the gain information report provided by the manufacturer.	
RF Cable:	1dB	
Remark: As above information is provided and confirmed by the applicant. SGS is not liable to the accuracy, suitability, reliability or/and integrity of the information.		



SGS-CSTC Standards Technical Services (Suzhou) Co., Ltd.

Report No.: SUCR250400033703

Rev.: 01

Page: 7 of 82

Operation Frequency of each channel (802.11b/g/n HT20)							
Channel	Frequency	Channel	Frequency	Channel	Frequency	Channel	Frequency
1	2412MHz	4	2427MHz	7	2442MHz	10	2457MHz
2	2417MHz	5	2432MHz	8	2447MHz	11	2462MHz
3	2422MHz	6	2437MHz	9	2452MHz		
Operation Frequency of each channel (802.11n HT40)							
Channel	Frequency	Channel	Frequency	Channel	Frequency	Channel	Frequency
3	2422MHz	6	2437MHz	9	2452MHz		
4	2427MHz	7	2442MHz				
5	2432MHz	8	2447MHz				
Remark: In section 15.31(m), regards to the operating frequency range over 10 MHz, the Lowest frequency, the middle frequency, and the highest frequency of channel were selected to perform the test, and the selected channel see below:							
Channel		Frequency for 802.11 b/g/n (HT20)			Frequency for 802.11n (HT40)		
The Lowest channel		2412MHz			2422MHz		
The Middle channel		2437MHz			2437MHz		
The Highest channel		2462MHz			2452MHz		



SGS-CSTC Standards Technical Services (Suzhou) Co., Ltd.

Report No.: SUCR250400033703

Rev.: 01

Page: 8 of 82

2.5 Test Environment and Mode

Environment Parameter	101 kPa Selected Values During Tests	
Relative Humidity	44-46 % RH Ambient	
Value	Temperature(°C)	Voltage(V)
NTNV	22~23	4
Remark: NV: Normal Voltage NT: Normal Temperature		

2.6 Description of Support Units

The EUT has been tested as an independent unit.

2.7 Worst-case configuration and mode

Low data rate was used to test on antenna port conducted tests and radiated spurious emissions since it has the highest maximum power. Following are the worst-case data rates set for test:

Modulation Type	SISO - Data Rate	MIMO - Data Rate
802.11b	1 Mbps	/
802.11g	6 Mbps	/
802.11n (HT 20)	MCS0 (6.5 Mbps)	/
802.11n (HT 40)	MCS0 (13.5 Mbps)	/



SGS-CSTC Standards Technical Services (Suzhou) Co., Ltd.

Report No.: SUCR250400033703

Rev.: 01

Page: 9 of 82

3 Equipment List

RF Test Equipment					
Equipment	Manufacturer	Model No.	Inventory No.	Cal Date	Cal Due Date
Shielding Room	Brilliant-emc	N/A	SUWI-04-08-01	11/9/2022	11/8/2025
Temperature and humidity meter	MingGao	TH101B	SUWI-01-01-07	2/13/2025	2/12/2026
Measurement Software	Tonscend	TST272 V2.0	SUWI-03-55-03	NCR	NCR
Signal Analyzer	ROHDE&SCHWARZ	FSW43	SUWI-01-02-04	1/20/2025	1/19/2026
Temperature Chamber	ESPEC	SU-242	SUWI-01-13-02	5/7/2025	5/6/2026
Wideband Radio Communication Tester	ROHDE&SCHWARZ	CMW500	SUWI-01-16-05	1/21/2025	1/20/2026
DC Power Supply	HYELEC	HY3005B	SUWI-01-18-01	1/15/2025	1/14/2026
Power meter	Anritsu	ML2495A	SUWI-01-31-01	11/19/2024	11/18/2025
Pulse power sensor	Anritsu	MA2411B	SUWI-01-32-01	11/19/2024	11/18/2025
MXG Vector signal genitor	KEYSIGHT	N5182B	SUWI-01-38-01	1/15/2025	1/14/2026
Router	ASUS	GT-AXE11000(FCC ID MSQ-RTAXJF00)	SUWI-03-14-02	NCR	NCR
Signal Analyzer	KEYSIGHT	N9020A	SUWI-01-02-07	11/19/2024	11/18/2025

CE Test System					
Equipment	Manufacturer	Model No.	Inventory No.	Cal Date	Cal Due Date
Test receiver	ROHDE&SCHWARZ	ESR7	SUWI-01-10-01	1/15/2025	1/14/2026
Temperature and humidity meter	MingGao	TH101B	SUWI-01-01-06	2/13/2025	2/12/2026
Artificial network	ROHDE&SCHWARZ	ENV216	SUWI-01-19-03	5/8/2025	5/7/2026
Artificial network	ROHDE&SCHWARZ	ENV216	SUWI-01-19-04	5/8/2025	5/7/2026
Measurement Software	Tonscend	JS32-CE 4.0.0.2	SUWI-02-09-05	NCR	NCR



SGS-CSTC Standards Technical Services (Suzhou) Co., Ltd.

Report No.: SUCR250400033703

Rev.: 01

Page: 10 of 82

RSE Test Equipment					
Equipment	Manufacturer	Model No.	Inventory No.	Cal Date	Cal Due Date
Semi-Anechoic Chamber	Brilliant-emc	N/A	SUWI-04-02-01	6/3/2023	6/2/2026
Temperature and humidity meter	MingGao	TH101B	SUWI-01-01-05	2/13/2025	2/12/2026
Signal Analyzer	ROHDE&SCHWARZ	FSW43	SUWI-01-02-04	1/20/2025	1/19/2026
Signal Analyzer	KEYSIGHT	N9020A	SUWI-01-02-07	11/21/2024	11/20/2025
Test receiver	ROHDE&SCHWARZ	ESR7	SUWI-01-10-01	1/15/2025	1/14/2026
Receiving antenna	SCHWRZBECK MESS- ELEKTRONIK	VULB 9163	SUWI-01-11-01	5/7/2025	5/6/2027
Receiving antenna	SCHWRZBECK MESS- ELEKTRONIK	BBHA 9120D	SUWI-01-11-02	5/7/2025	5/6/2027
Receiving antenna	SCHWRZBECK MESS- ELEKTRONIK	BBHA 9170	SUWI-01-11-03	5/7/2025	5/6/2027
Active Loop Antenna	SCHWRZBECK MESS- ELEKTRONIK	FMZB 1519B	SUWI-01-21-01	5/7/2025	5/6/2027
Amplifier	Tonscend	TAP9K3G32	SUWI-01-14-06	11/19/2024	11/24/2025
Amplifier	Tonscend	TAP01018050	SUWI-01-14-04	11/19/2024	11/24/2025
Amplifier	Tonscend	TAP30M7G30	SUWI-01-14-05	11/19/2024	11/24/2025
Measurement Software	Tonscend	JS32-RE V4.0.0.0	SUWI-02-09-04	NCR	NCR

Remark: NCR=No Calibration Requirement.



SGS-CSTC Standards Technical Services (Suzhou) Co., Ltd.

Report No.: SUCR250400033703

Rev.: 01

Page: 11 of 82

4 Measurement Uncertainty (95% confidence levels, k=2)

No.	Item	Measurement Uncertainty
1	Total RF power, conducted	$\pm 0.54\text{dB}$
2	RF power density, conducted	$\pm 1.03\text{dB}$
3	Spurious emissions, conducted	$\pm 0.54\text{dB}$
4	Radio Frequency	1%
5	Duty Cycle	$\pm 0.37\%$
6	Occupied Bandwidth	1%
7	Conduction Emission	$\pm 2.90\text{dB}$ (150kHz to 30MHz)
8	Radiated Emission	$\pm 3.13\text{dB}$ (9k -30MHz)
		$\pm 4.8\text{dB}$ (30M -1GHz)
		$\pm 4.8\text{dB}$ (1GHz to 18GHz)
		$\pm 4.80\text{dB}$ (Above 18GHz)

Remark:

The U_{lab} (lab Uncertainty) is less than $U_{\text{CISPR/ETSI}}$ (CISPR/ETSI Uncertainty), so the test results

- compliance is deemed to occur if no measured disturbance level exceeds the disturbance limit;
- non-compliance is deemed to occur if any measured disturbance level exceeds the disturbance limit.



SGS-CSTC Standards Technical Services (Suzhou) Co., Ltd.

Report No.: SUCR250400033703
Rev.: 01
Page: 12 of 82

5 Test results and Measurement Data

5.1 Antenna Requirement

Standard requirement:	47 CFR Part 15C Section 15.203 /247(b)
<p>15.203 requirement: An intentional radiator shall be designed to ensure that no antenna other than that furnished by the responsible party shall be used with the device. The use of a permanently attached antenna or of an antenna that uses a unique coupling to the intentional radiator, the manufacturer may design the unit so that a broken antenna can be replaced by the user, but the use of a standard antenna jack or electrical connector is prohibited.</p> <p>15.247(b) (4) requirement: The conducted output power limit specified in paragraph (b) of this section is based on the use of antennas with directional gains that do not exceed 6 dBi. Except as shown in paragraph (c) of this section, if transmitting antennas of directional gain greater than 6 dBi are used, the conducted output power from the intentional radiator shall be reduced below the stated values in paragraphs (b)(1), (b)(2), and (b)(3) of this section, as appropriate, by the amount in dB that the directional gain of the antenna exceeds 6 dBi.</p> <p>The antenna is External Antenna and no consideration of replacement. The best case gain of the antenna is 0.41 dBi.</p> <p><i>Note:</i> <i>The antenna gain are derived from the gain information report provided by the manufacturer.</i></p> <p><i>Remark:</i> <i>As above information is provided and confirmed by the applicant. SGS is not liable to the accuracy, suitability, reliability or/and integrity of the information.</i></p>	



SGS-CSTC Standards Technical Services (Suzhou) Co., Ltd.

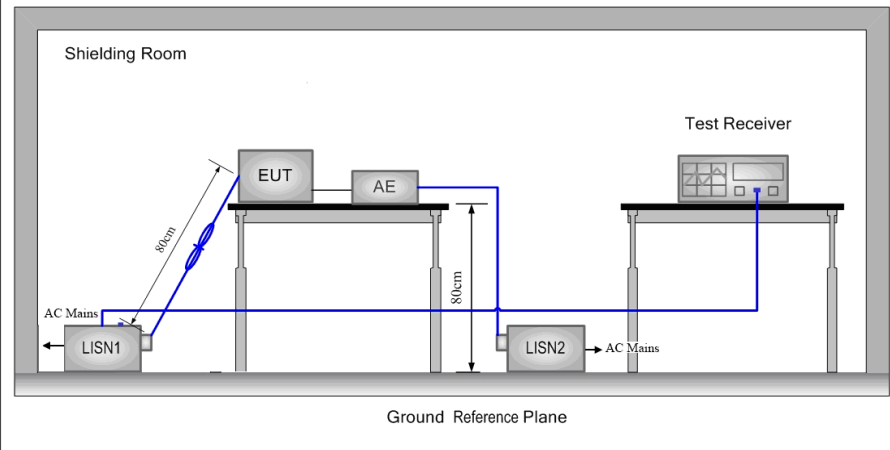
Report No.: SUCR250400033703

Rev.: 01

Page: 13 of 82

5.2 AC Power Line Conducted Emissions

Test Requirement:	47 CFR Part 15C Section 15.207		
Test Method:	ANSI C63.10: 2013 Section 6.2		
Test Frequency Range:	150kHz to 30MHz		
Receiver Setup:	RBW = 9kHz, VBW = 30kHz		
Limit:	Frequency range (MHz)	Limit (dBUV)	
		Quasi-peak	Average
	0.15-0.5	66 to 56*	56 to 46*
	0.5-5	56	46
	5-30	60	50
* Decreases with the logarithm of the frequency.			
Test Procedure:	<p>1) The mains terminal disturbance voltage test was conducted in a shielded room.</p> <p>2) The EUT was connected to AC power source through a LISN 1 (Line Impedance Stabilization Network) which provides a 50Ω/50μH + 5Ω linear impedance. The power cables of all other units of the EUT were connected to a second LISN 2, which was bonded to the ground reference plane in the same way as the LISN 1 for the unit being measured. A multiple socket outlet strip was used to connect multiple power cables to a single LISN provided the rating of the LISN was not exceeded.</p> <p>3) The tabletop EUT was placed upon a non-metallic table 0.8m above the ground reference plane. And for floor-standing arrangement, the EUT was placed on the horizontal ground reference plane,</p> <p>4) The test was performed with a vertical ground reference plane. The rear of the EUT shall be 0.4 m from the vertical ground reference plane. The vertical ground reference plane was bonded to the horizontal ground reference plane. The LISN 1 was placed 0.8 m from the boundary of the unit under test and bonded to a ground reference plane for LISNs mounted on top of the ground reference plane. This distance was between the closest points of the LISN 1 and the EUT. All other units of the EUT and associated equipment was at least 0.8 m from the LISN 2. In order to find the maximum emission, the relative positions of equipment and all of the interface cables must be changed according to ANSI C63.10: 2013 on conducted measurement.</p>		

Test Setup:	
Test Mode:	BT Link + WIFI 2.4G Link + WIFI 5G Link
Instruments Used:	Refer to section 3 for details.
Test Results:	Pass



SGS-CSTC Standards Technical Services (Suzhou) Co., Ltd.

Report No.: SUCR250400033703

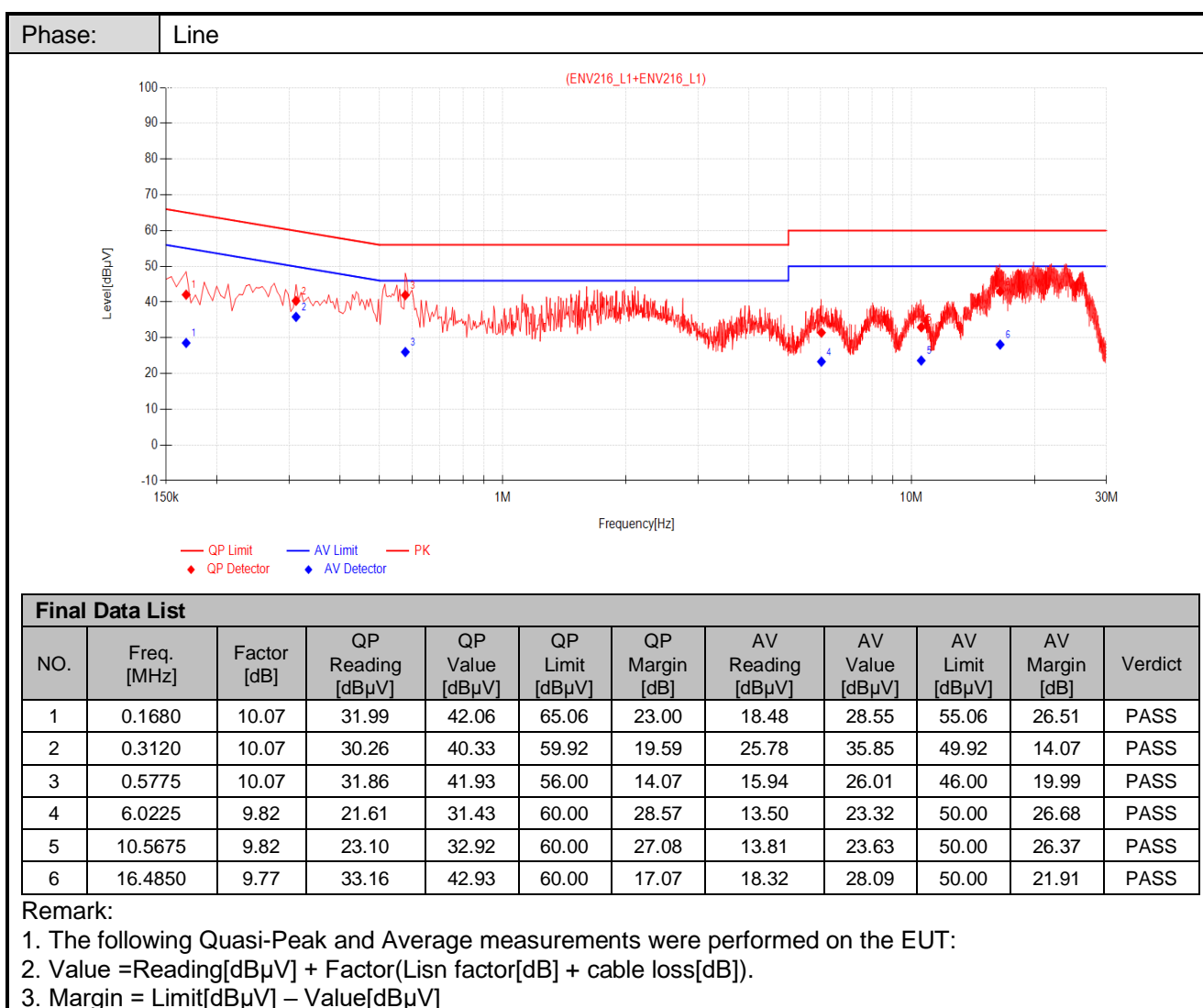
Rev.: 01

Page: 15 of 82

Measurement Data

An initial pre-scan was performed on the live and neutral lines with peak detector.

Quasi-Peak and Average measurement were performed at the frequencies with maximized peak emission were detected.



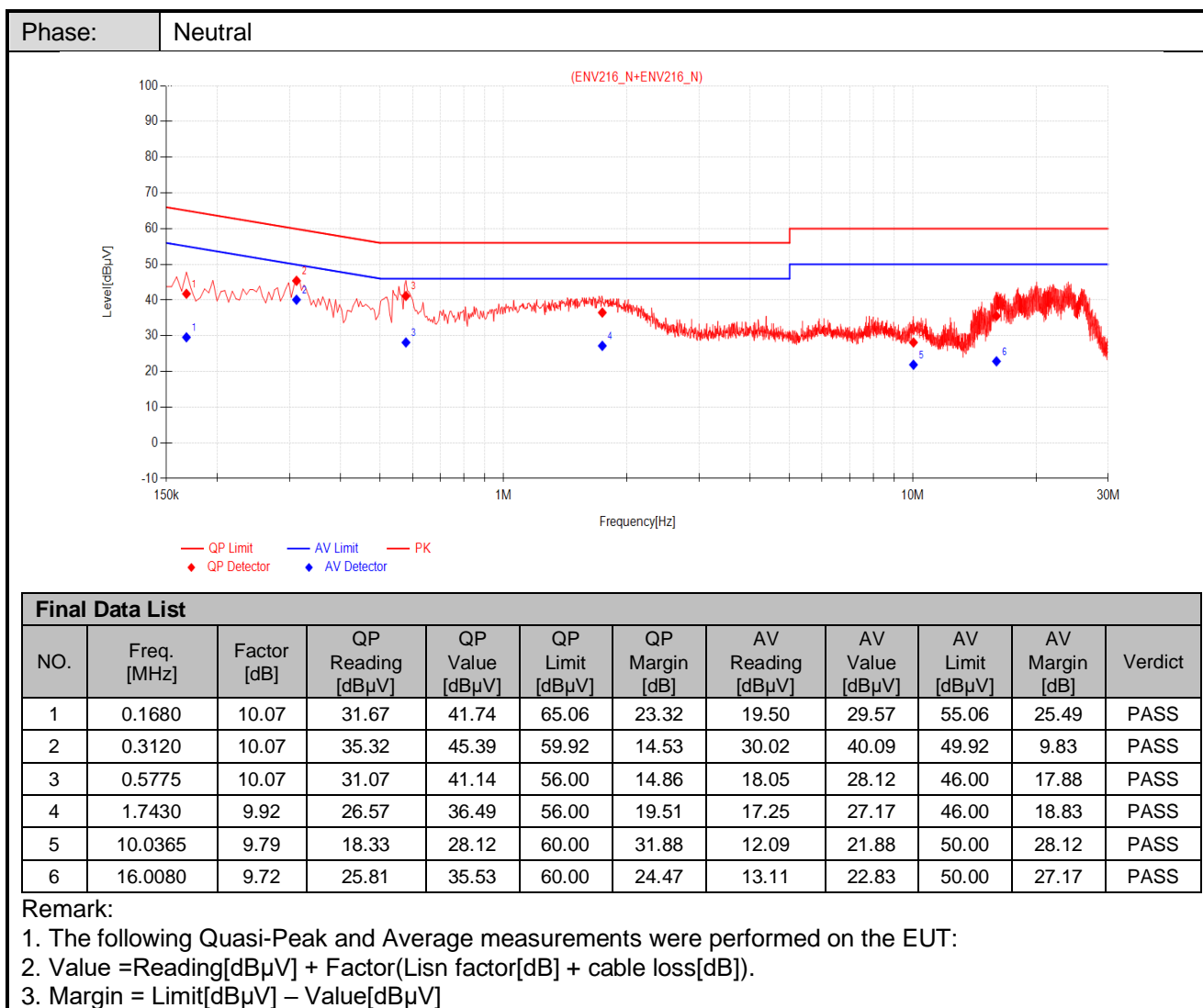


SGS-CSTC Standards Technical Services (Suzhou) Co., Ltd.

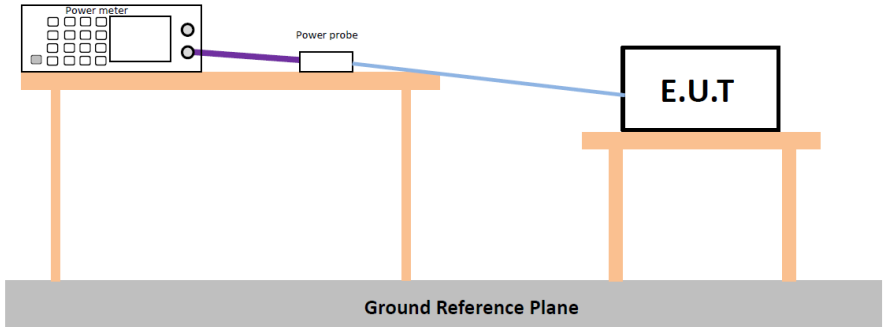
Report No.: SUCR250400033703

Rev.: 01

Page: 16 of 82



5.3 Conducted Output Power

Test Requirement:	47 CFR Part 15C Section 15.247 (b)(3)
Test Method:	ANSI C63.10 :2013 Section11.9.2.3.2
Test Setup:	 <p>* Test with power meter (Detector function: Average)</p>
Test Instruments:	Refer to section 3 for details.
Exploratory Test Mode:	Transmitting with all kind of modulations, data rates
Final Test Mode:	Refer to section 2.7 for details.
Limit:	30dBm
Test Results:	Pass
The detailed test data see: Appendix	



SGS-CSTC Standards Technical Services (Suzhou) Co., Ltd.

Report No.: SUCR250400033703

Rev.: 01

Page: 18 of 82

5.4 Radiated Spurious Emissions

Test Requirement:	47 CFR Part 15C Section 15.209 and 15.205				
Test Method:	ANSI C63.10 :2013 Section 11.12				
Test Site:	Measurement Distance: 3m (Semi-Anechoic Chamber)				
Test Frequency:	9kHz ~ 25GHz				
Receiver Setup:	Frequency	Detector	RBW	VBW	Remark
	0.009MHz-0.090MHz	Peak	10kHz	30kHz	Peak
	0.009MHz-0.090MHz	Average	10kHz	30kHz	Average
	0.090MHz-0.110MHz	Quasi-peak	10kHz	30kHz	Quasi-peak
	0.110MHz-0.490MHz	Peak	10kHz	30kHz	Peak
	0.110MHz-0.490MHz	Average	10kHz	30kHz	Average
	0.490MHz -30MHz	Quasi-peak	10kHz	30kHz	Quasi-peak
	30MHz-1GHz	Quasi-peak	120kHz	300kHz	Quasi-peak
	Above 1GHz	Peak	1MHz	3MHz	Peak
		Peak	1MHz	3MHz	Peak
Limit:	Frequency	Field strength (microvolt/meter)	Limit (dBuV/m)	Remark	Measurement distance (m)
	0.009MHz-0.490MHz	2400/F(kHz)	-	-	300
	0.490MHz-1.705MHz	24000/F(kHz)	-	-	30
	1.705MHz-30MHz	30	-	-	30
	30MHz-88MHz	100	40.0	Quasi-peak	3
	88MHz-216MHz	150	43.5	Quasi-peak	3
	216MHz-960MHz	200	46.0	Quasi-peak	3
	960MHz-1GHz	500	54.0	Quasi-peak	3
	Above 1GHz	500	54.0	Average	3
	Remark: 15.35(b), Unless otherwise specified, the limit on peak radio frequency emissions is 20dB above the maximum permitted average emission limit applicable to the equipment under test. This peak limit applies to the total peak emission level radiated by the device.				

Test Setup:

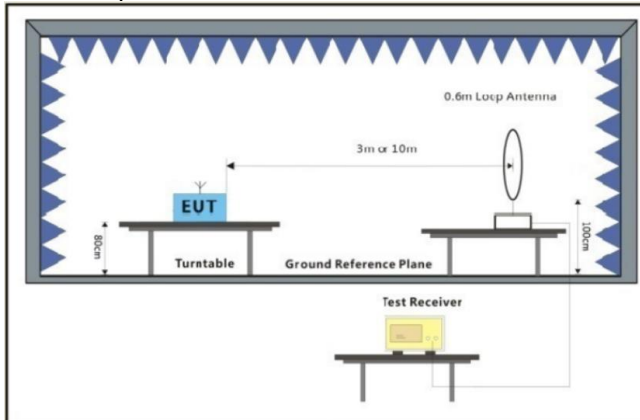


Figure 1. Below 30MHz

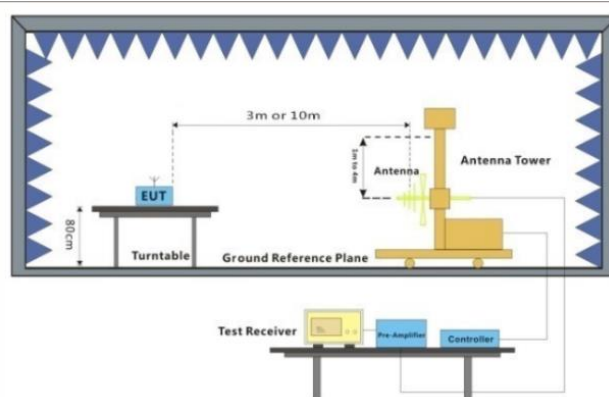


Figure 2. 30MHz to 1GHz

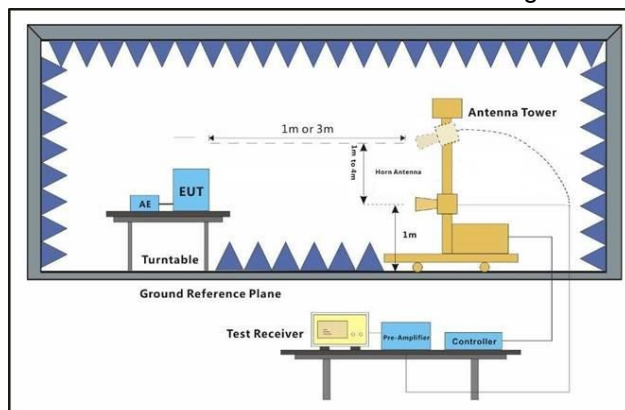


Figure 3. Above 1 GHz

Test Procedure:

- For below 1GHz, the EUT was placed on the top of a rotating table 0.8 meters above the ground at a 3 or 10 meter semi-anechoic chamber. The table was rotated 360 degrees to determine the position of the highest radiation.
- For above 1GHz, the EUT was placed on the top of a rotating table 1.5 meters above the ground at a 3 meter semi-anechoic chamber. The table was rotated 360 degrees to determine the position of the highest radiation (Distance from antenna to EUT is 1m for measurements >18GHz).
- The EUT was set 3 or 10 meters away from the interference-receiving antenna, which was mounted on the top of a variable-height antenna tower.
- The antenna height is varied from one meter to four meters above the ground to determine the maximum value of the field strength. Both horizontal and vertical polarizations of the antenna are set to make the measurement.
- For each suspected emission, the EUT was arranged to its worst case and then the antenna was tuned to heights from 1 meter to 4 meters (for the test frequency of below 30MHz, the antenna was tuned to heights 1 meter) and the rotatable table was turned from 0 degrees to 360 degrees to find the maximum reading.
- The test-receiver system was set to Peak Detect Function and Specified Bandwidth with Maximum Hold Mode.
- Test the EUT in the lowest channel, the middle channel, the Highest



SGS-CSTC Standards Technical Services (Suzhou) Co., Ltd.

Report No.: SUCR250400033703

Rev.: 01

Page: 20 of 82

	<p>channel.</p> <p>h. The radiation measurements are performed in X, Y, Z axis positioning for Transmitting mode, And found the X axis positioning which it is worse case.</p> <p>i. Repeat above procedures until all frequencies measured was complete.</p> <p>j. The low frequency, which started from 9 kHz to 30MHz, was pre-scanned and the result which was 20dB lower than the limit line was not reported</p> <p>k. The disturbance above 18GHz was very low, and the harmonics were the highest point could be found when testing, so only the harmonics had been displayed.</p> <p>l. At a measurement distance of 1 meter the limit line was increased by $20 \cdot \log(3/1) = 9.54 \text{ dB}$.</p>
Test Configuration:	<p>Measurements below 30MHz</p> <ul style="list-style-type: none"> • RBW = 10 kHz • VBW = 30 kHz • Detector = Peak & Average & Quasi-peak • Trace mode = max hold <p>Measurements Below 1000MHz</p> <ul style="list-style-type: none"> • RBW = 120 kHz • VBW = 300 kHz • Detector = Quasi-peak • Trace mode = max hold <p>Peak Measurements Above 1000 MHz</p> <ul style="list-style-type: none"> • RBW = 1 MHz • VBW $\geq 3 \text{ MHz}$ • Detector = Peak • Sweep time = auto • Trace mode = max hold <p>Average Measurements Above 1000MHz</p> <ul style="list-style-type: none"> • RBW = 1 MHz • VBW = 10 Hz, when duty cycle is no less than 98 percent. • VBW $\geq 1/T$, when duty cycle is less than 98 percent where T is the minimum transmission duration over which the transmitter is on and is transmitting at its maximum power control level for the tested mode of operation.
Exploratory Test Mode:	<p>Transmitting with all kind of modulations, data rates.</p> <p>Charge + Transmitting mode.</p>
Final Test Mode:	<p>Refer to section 3.7 for details.</p> <p>For below 1GHz part, through pre-scan all channels, but only the worst case is recorded in the report.</p>
Instruments Used:	Refer to section 3 for details.
Test Results:	Pass
The detailed test data see: Appendix	

5.5 Restricted bands around fundamental frequency

Test Requirement:	47 CFR Part 15C Section 15.209 and 15.205		
Test Method:	ANSI C63.10: 2013 Section 11.12		
Test Site:	Measurement Distance: 3m (Semi-Anechoic Chamber)		
Limit:	Frequency	Limit (dBuV/m)	Remark
	30MHz-88MHz	40.0	Quasi-peak
	88MHz-216MHz	43.5	Quasi-peak
	216MHz-960MHz	46.0	Quasi-peak
	960MHz-1GHz	54.0	Quasi-peak
	Above 1GHz	54.0	Average Value
		74.0	Peak Value

Test Setup:

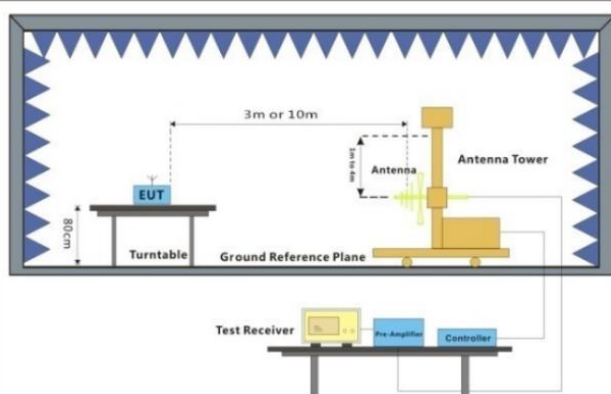


Figure 1. 30MHz to 1GHz

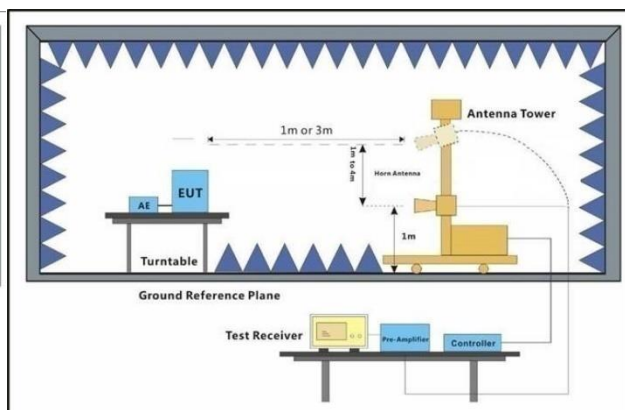


Figure 2. Above 1 GHz

SGS-CSTC Standards Technical Services (Suzhou) Co., Ltd.

Report No.: SUCR250400033703

Rev.: 01

Page: 22 of 82

Test Procedure:	<p>a. For below 1GHz, the EUT was placed on the top of a rotating table 0.8 meters above the ground at a 3 or 10 meter semi-anechoic chamber. The table was rotated 360 degrees to determine the position of the highest radiation.</p> <p>b. For above 1GHz, the EUT was placed on the top of a rotating table 1.5 meters above the ground at a 3 meter semi-anechoic chamber. The table was rotated 360 degrees to determine the position of the highest radiation.</p> <p>c. The EUT was set 3 or 10 meters away from the interference-receiving antenna, which was mounted on the top of a variable-height antenna tower.</p> <p>d. The antenna height is varied from one meter to four meters above the ground to determine the maximum value of the field strength. Both horizontal and vertical polarizations of the antenna are set to make the measurement.</p> <p>e. For each suspected emission, the EUT was arranged to its worst case and then the antenna was tuned to heights from 1 meter to 4 meters and the rotatable table was turned from 0 degrees to 360 degrees to find the maximum reading.</p> <p>f. The test-receiver system was set to Peak Detect Function and Specified Bandwidth with Maximum Hold Mode.</p> <p>g. Place a marker at the end of the restricted band closest to the transmit frequency to show compliance. Also measure any emissions in the restricted bands. Save the spectrum analyzer plot. Repeat for each power and modulation for lowest and highest channel</p> <p>h. Test the EUT in the lowest channel , the Highest channel</p> <p>i. The radiation measurements are performed in X, Y, Z axis positioning for Transmitting mode, And found the X axis positioning which it is worse case.</p> <p>j. Repeat above procedures until all frequencies measured was complete.</p>
Test Configuration:	<p>Measurements Below 1000MHz</p> <ul style="list-style-type: none"> • RBW = 120 kHz • VBW = 300 kHz • Detector = Quasi-peak • Trace mode = max hold <p>Peak Measurements Above 1000 MHz</p> <ul style="list-style-type: none"> • RBW = 1 MHz • VBW ≥ 3 MHz • Detector = Peak • Sweep time = auto • Trace mode = max hold <p>Average Measurements Above 1000MHz</p> <ul style="list-style-type: none"> • RBW = 1 MHz • VBW = 10 Hz, when duty cycle is no less than 98 percent. • VBW ≥ 1/T, when duty cycle is less than 98 percent where T is the minimum transmission duration over which the transmitter is on and is transmitting at its maximum power control level for the tested mode of operation.
Exploratory Test Mode:	Transmitting with all kind of modulations, data rates. Charge + Transmitting mode.
Final Test Mode:	Refer to section 2.7 for details.
Instruments Used:	Refer to section 3 for details.
Test Results:	Pass
The detailed test data see: Appendix	



SGS-CSTC Standards Technical Services (Suzhou) Co., Ltd.

Report No.: SUCR250400033703

Rev.: 01

Page: 23 of 82

6 Photographs - Setup Photos

Refer to Appendix A.1 WLAN Setup Photos.



SGS-CSTC Standards Technical Services (Suzhou) Co., Ltd.

Report No.: SUCR250400033703

Rev.: 01

Page: 24 of 82

7 Appendix

1. Maximum Conducted Output Power

1.1 Test Result

1.1.1 Power

Mode	TX Type	Frequency (MHz)	Maximum Average Conducted Output Power (dBm)		Verdict
			ANT1	Limit	
802.11b	SISO	2412	18.40	≤ 30	Pass
		2437	17.62	≤ 30	Pass
		2462	18.34	≤ 30	Pass
802.11g	SISO	2412	17.81	≤ 30	Pass
		2437	17.25	≤ 30	Pass
		2462	17.58	≤ 30	Pass
802.11n (HT20)	SISO	2412	17.51	≤ 30	Pass
		2437	17.11	≤ 30	Pass
		2462	17.48	≤ 30	Pass
802.11n (HT40)	SISO	2422	13.11	≤ 30	Pass
		2437	13.02	≤ 30	Pass
		2452	13.33	≤ 30	Pass

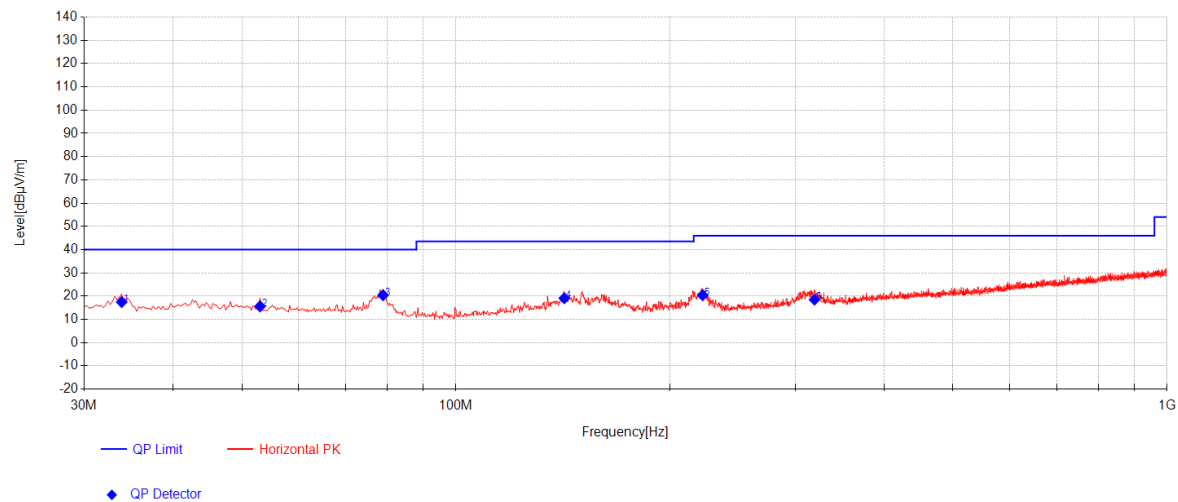


SGS-CSTC Standards Technical Services (Suzhou) Co., Ltd.

Report No.: SUCR250400033703
Rev.: 01
Page: 25 of 82

Radiated Spurious Emissions
Radiated emission below 1GHz
Worst case Mode

11n40_Channel 09



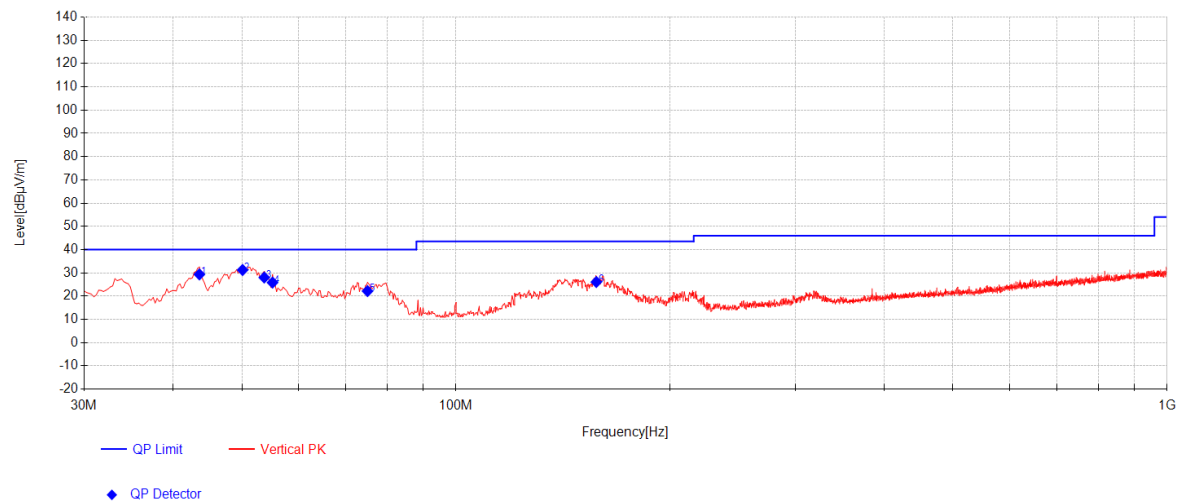
Final Data List								
NO.	Frequency [MHz]	Reading [dBμV]	Factor [dB]	AF [dB/m]	QP Value [dBμV/m]	QP Limit [dBμV/m]	QP Margin [dB]	Polarity
1	33.88	33.25	-33.96	18.19	17.47	40.00	22.53	Horizontal
2	53.0375	31.06	-33.65	18.20	15.61	40.00	24.39	Horizontal
3	78.985	38.54	-33.35	15.20	20.39	40.00	19.61	Horizontal
4	142.035	33.25	-32.75	18.60	19.10	43.50	24.40	Horizontal
5	222.3025	36.54	-32.13	15.98	20.40	46.00	25.60	Horizontal
6	319.3025	31.25	-31.53	18.77	18.49	46.00	27.51	Horizontal



SGS-CSTC Standards Technical Services (Suzhou) Co., Ltd.

Report No.: SUCR250400033703
Rev.: 01
Page: 26 of 82

11n40_Channel 09



Final Data List								
NO.	Frequency [MHz]	Reading [dBμV]	Factor [dB]	AF [dB/m]	QP Value [dBμV/m]	QP Limit [dBμV/m]	QP Margin [dB]	Polarity
1	43.58	44.35	-33.80	18.80	29.35	40.00	10.65	Vertical
2	50.1275	46.35	-33.69	18.59	31.25	40.00	8.75	Vertical
3	53.765	43.54	-33.64	18.12	28.02	40.00	11.98	Vertical
4	55.22	41.25	-33.62	18.20	25.83	40.00	14.17	Vertical
5	75.105	40.08	-33.38	15.47	22.17	40.00	17.83	Vertical
6	157.555	39.57	-32.59	19.10	26.08	43.50	17.42	Vertical

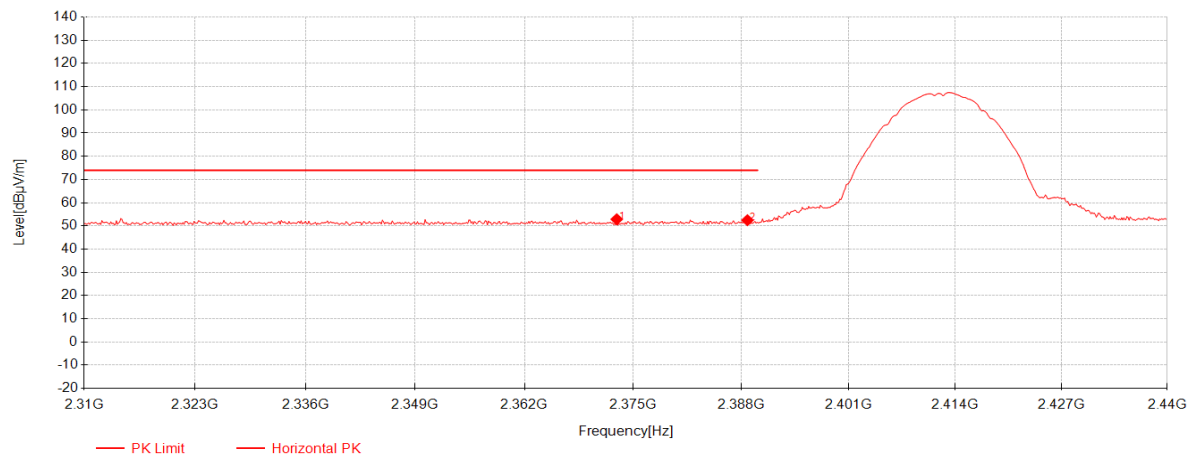


SGS-CSTC Standards Technical Services (Suzhou) Co., Ltd.

Report No.: SUCR250400033703
Rev.: 01
Page: 27 of 82

Radiated emission Above 1GHz

802.11b_Channel 01



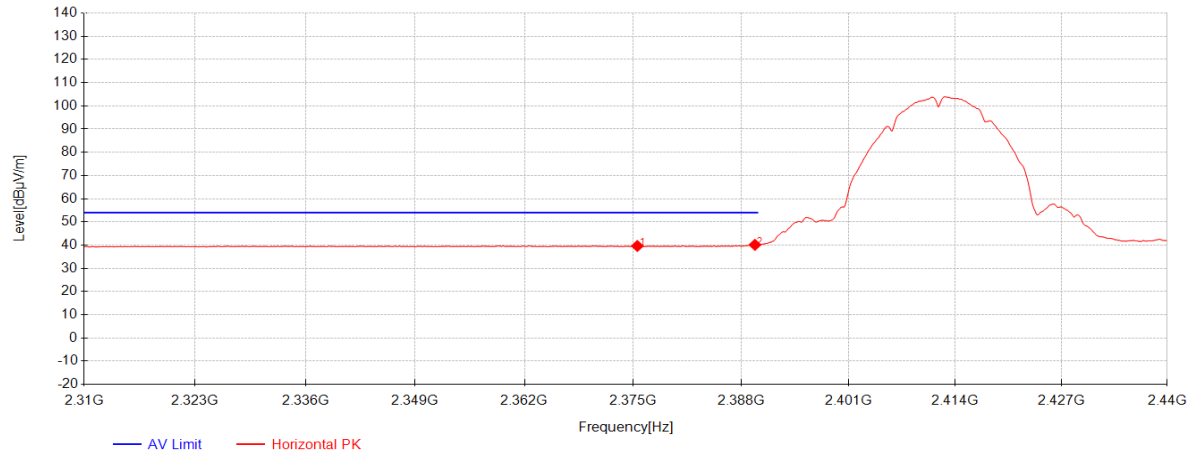
Data List								
NO.	Frequency [MHz]	Reading [dBμV]	AF [dB/m]	Factor [dB]	Level [dBμV/m]	Limit [dBμV/m]	Margin [dB]	Polarity
1	2373.05	49.06	27.12	-23.30	52.88	74.00	21.12	Horizontal
2	2388.78	48.62	27.16	-23.31	52.46	74.00	21.54	Horizontal



SGS-CSTC Standards Technical Services (Suzhou) Co., Ltd.

Report No.: SUCR250400033703
Rev.: 01
Page: 28 of 82

802.11b_Channel 01



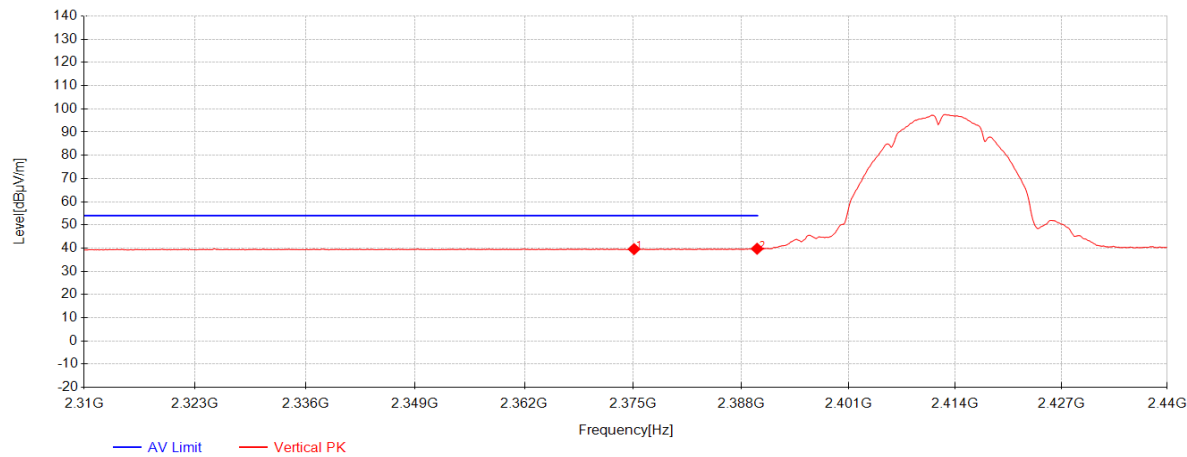
Data List								
NO.	Frequency [MHz]	Reading [dBμV]	AF [dB/m]	Factor [dB]	Level [dBμV/m]	Limit [dBμV/m]	Margin [dB]	Polarity
1	2375.52	35.82	27.13	-23.30	39.64	54.00	14.36	Horizontal
2	2389.69	36.29	27.16	-23.31	40.13	54.00	13.87	Horizontal



SGS-CSTC Standards Technical Services (Suzhou) Co., Ltd.

Report No.: SUCR250400033703
Rev.: 01
Page: 29 of 82

802.11b_Channel 01



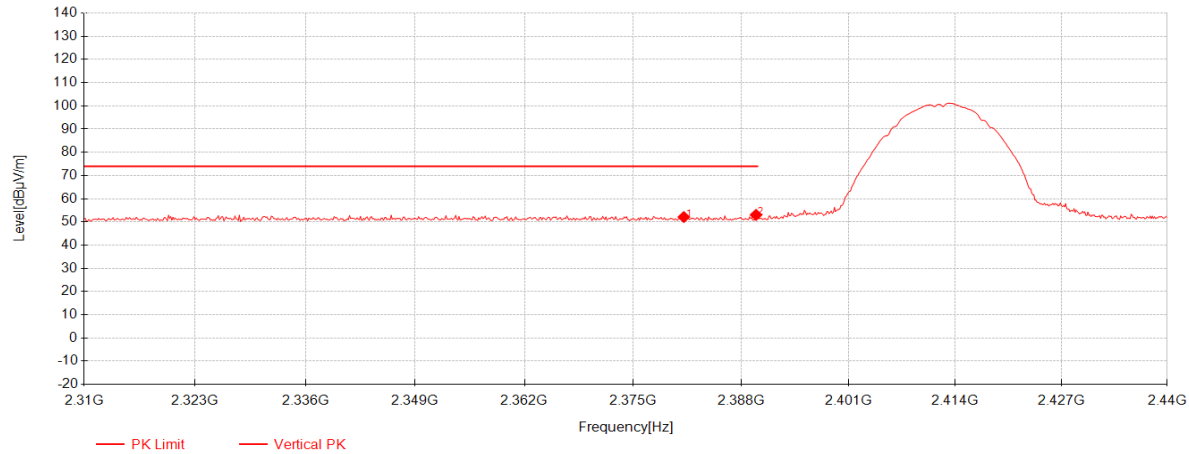
Data List								
NO.	Frequency [MHz]	Reading [dBμV]	AF [dB/m]	Factor [dB]	Level [dBμV/m]	Limit [dBμV/m]	Margin [dB]	Polarity
1	2375.13	35.76	27.13	-23.30	39.58	54.00	14.42	Vertical
2	2389.95	35.90	27.16	-23.31	39.74	54.00	14.26	Vertical



SGS-CSTC Standards Technical Services (Suzhou) Co., Ltd.

Report No.: SUCR250400033703
Rev.: 01
Page: 30 of 82

802.11b_Channel 01



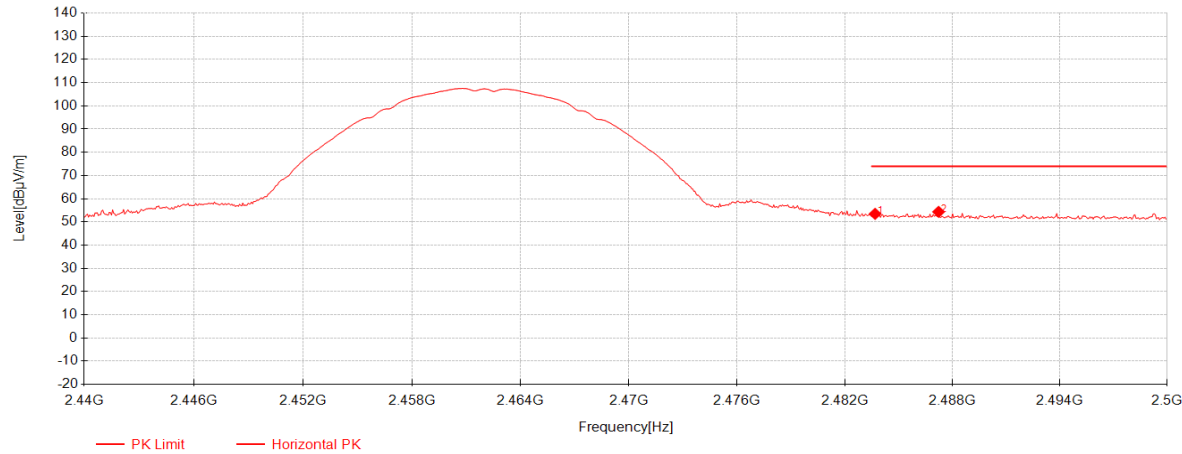
Data List								
NO.	Frequency [MHz]	Reading [dBμV]	AF [dB/m]	Factor [dB]	Level [dBμV/m]	Limit [dBμV/m]	Margin [dB]	Polarity
1	2381.11	48.27	27.14	-23.31	52.10	74.00	21.90	Vertical
2	2389.82	49.20	27.16	-23.31	53.04	74.00	20.96	Vertical



SGS-CSTC Standards Technical Services (Suzhou) Co., Ltd.

Report No.: SUCR250400033703
Rev.: 01
Page: 31 of 82

802.11b_Channel 11



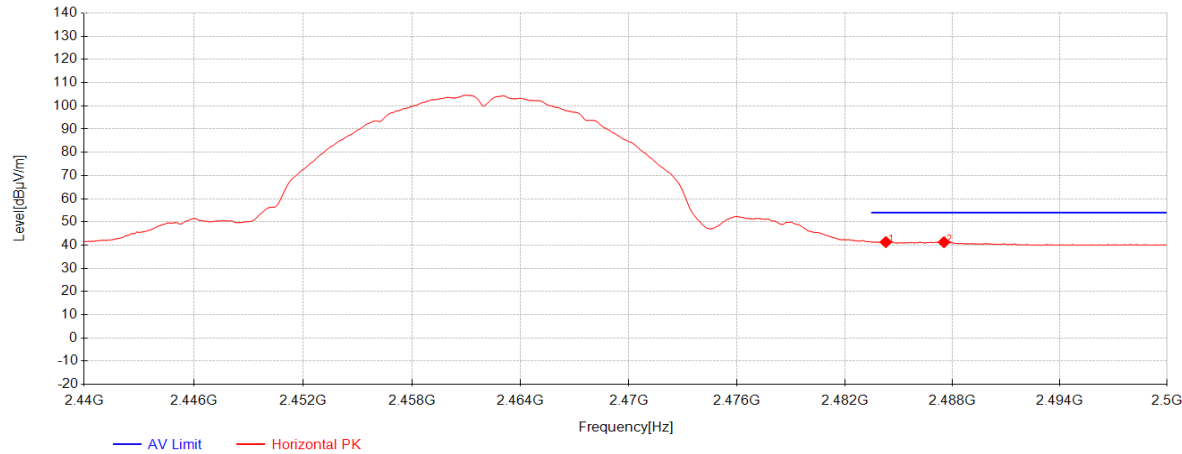
Data List								
NO.	Frequency [MHz]	Reading [dBμV]	AF [dB/m]	Factor [dB]	Level [dBμV/m]	Limit [dBμV/m]	Margin [dB]	Polarity
1	2483.68	49.39	27.36	-23.27	53.48	74.00	20.52	Horizontal
2	2487.22	50.25	27.37	-23.27	54.35	74.00	19.65	Horizontal



SGS-CSTC Standards Technical Services (Suzhou) Co., Ltd.

Report No.: SUCR250400033703
Rev.: 01
Page: 32 of 82

802.11b_Channel 11



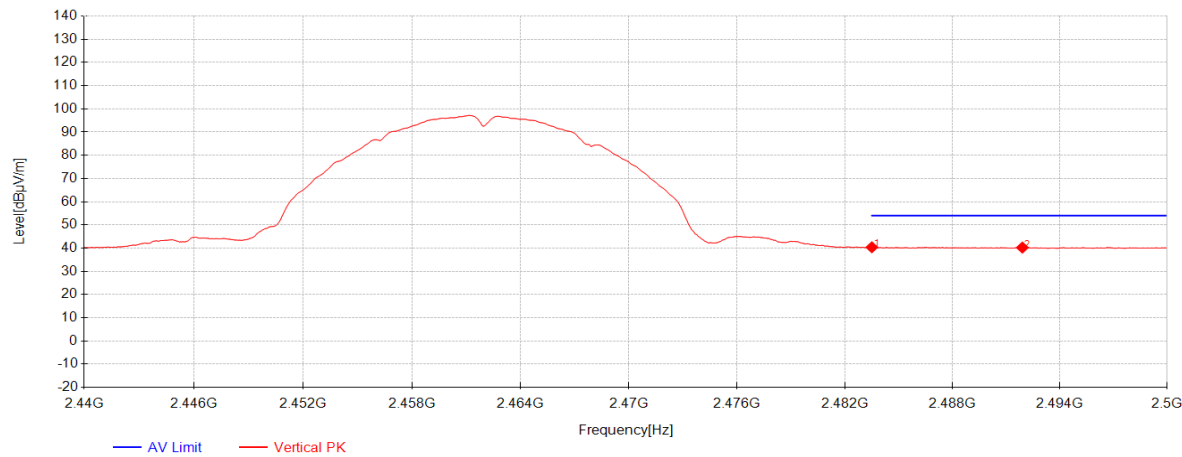
Data List								
NO.	Frequency [MHz]	Reading [dBμV]	AF [dB/m]	Factor [dB]	Level [dBμV/m]	Limit [dBμV/m]	Margin [dB]	Polarity
1	2484.28	37.23	27.37	-23.27	41.33	54.00	12.67	Horizontal
2	2487.52	37.17	27.37	-23.27	41.28	54.00	12.72	Horizontal



SGS-CSTC Standards Technical Services (Suzhou) Co., Ltd.

Report No.: SUCR250400033703
Rev.: 01
Page: 33 of 82

802.11b_Channel 11



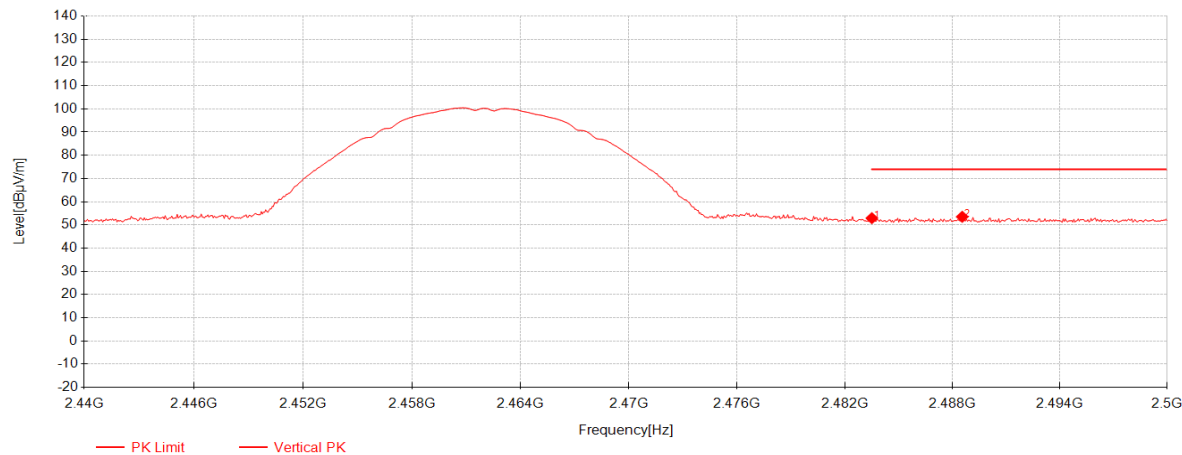
Data List								
NO.	Frequency [MHz]	Reading [dBμV]	AF [dB/m]	Factor [dB]	Level [dBμV/m]	Limit [dBμV/m]	Margin [dB]	Polarity
1	2483.5	36.28	27.36	-23.27	40.37	54.00	13.63	Vertical
2	2491.9	36.12	27.38	-23.26	40.24	54.00	13.76	Vertical



SGS-CSTC Standards Technical Services (Suzhou) Co., Ltd.

Report No.: SUCR250400033703
Rev.: 01
Page: 34 of 82

802.11b_Channel 11



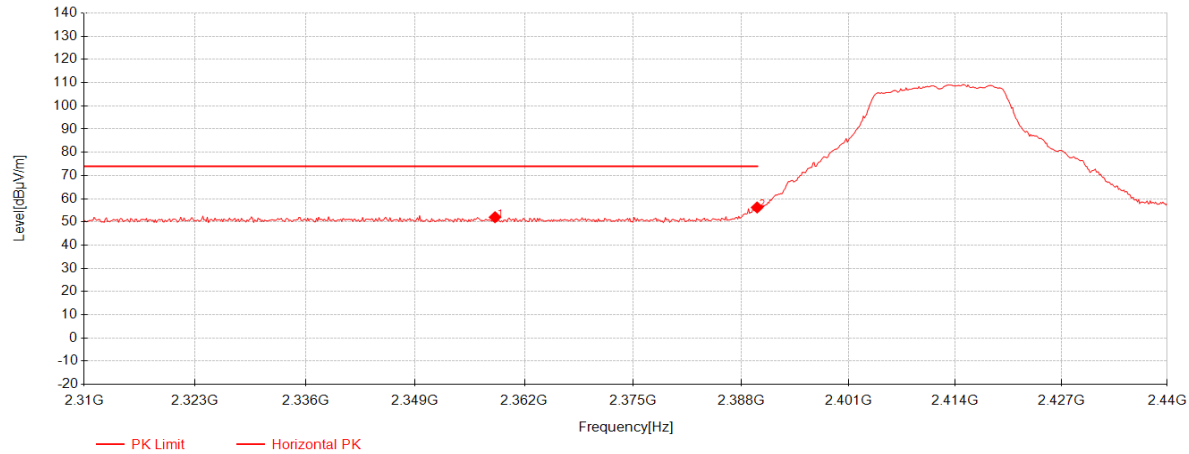
Data List								
NO.	Frequency [MHz]	Reading [dBμV]	AF [dB/m]	Factor [dB]	Level [dBμV/m]	Limit [dBμV/m]	Margin [dB]	Polarity
1	2483.5	48.82	27.36	-23.27	52.91	74.00	21.09	Vertical
2	2488.54	49.39	27.37	-23.27	53.50	74.00	20.50	Vertical



SGS-CSTC Standards Technical Services (Suzhou) Co., Ltd.

Report No.: SUCR250400033703
Rev.: 01
Page: 35 of 82

802.11g_Channel 01



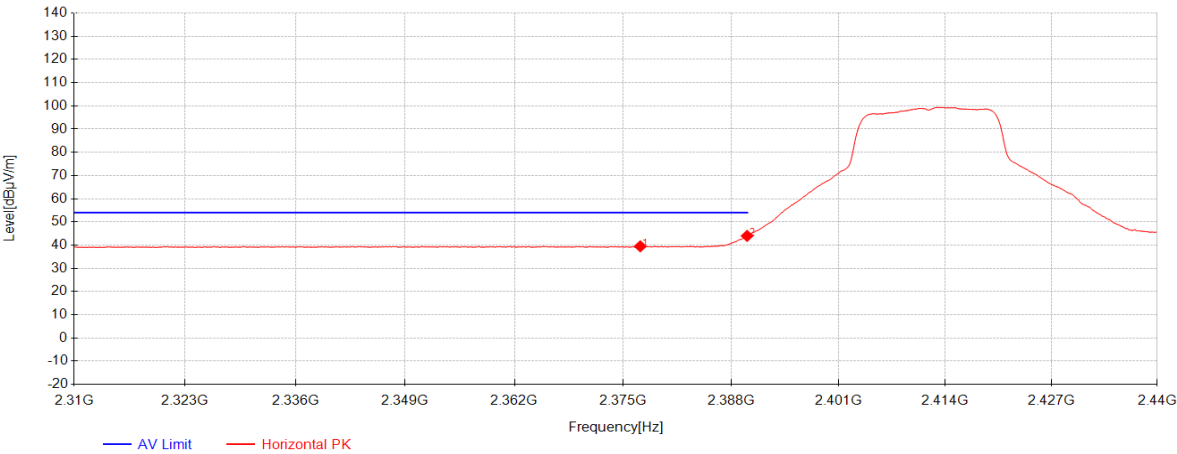
Data List								
NO.	Frequency [MHz]	Reading [dBμV]	AF [dB/m]	Factor [dB]	Level [dBμV/m]	Limit [dBμV/m]	Margin [dB]	Polarity
1	2358.49	48.23	27.09	-23.29	52.03	74.00	21.97	Horizontal
2	2389.95	52.39	27.16	-23.31	56.23	74.00	17.77	Horizontal



SGS-CSTC Standards Technical Services (Suzhou) Co., Ltd.

Report No.: SUCR250400033703
Rev.: 01
Page: 36 of 82

802.11g_Channel 01



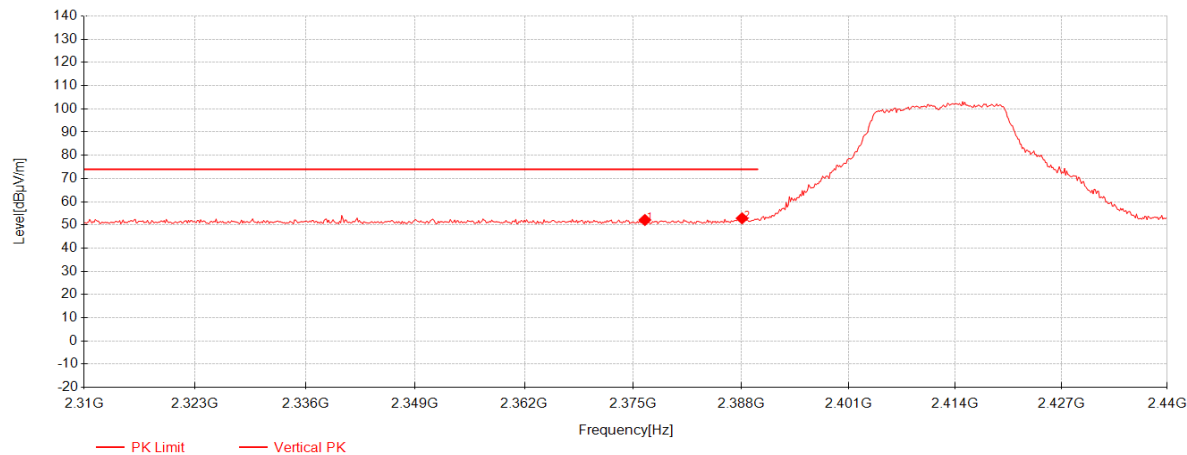
Data List								
NO.	Frequency [MHz]	Reading [dBμV]	AF [dB/m]	Factor [dB]	Level [dBμV/m]	Limit [dBμV/m]	Margin [dB]	Polarity
1	2377.08	35.66	27.13	-23.30	39.49	54.00	14.51	Horizontal
2	2389.95	40.14	27.16	-23.31	43.98	54.00	10.02	Horizontal



SGS-CSTC Standards Technical Services (Suzhou) Co., Ltd.

Report No.: SUCR250400033703
Rev.: 01
Page: 37 of 82

802.11g_Channel 01



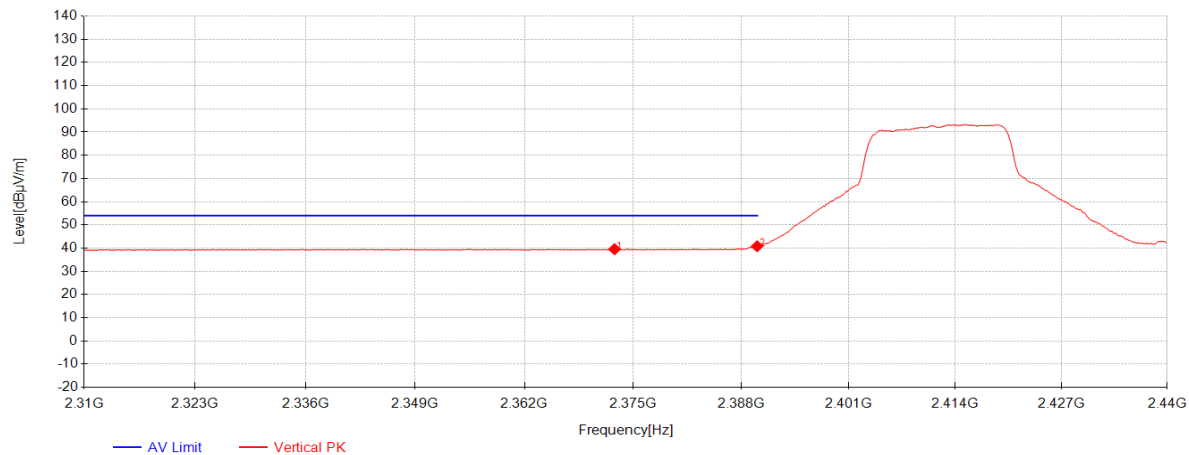
Data List								
NO.	Frequency [MHz]	Reading [dBμV]	AF [dB/m]	Factor [dB]	Level [dBμV/m]	Limit [dBμV/m]	Margin [dB]	Polarity
1	2376.43	48.30	27.13	-23.30	52.12	74.00	21.88	Vertical
2	2388.13	49.00	27.15	-23.31	52.84	74.00	21.16	Vertical



SGS-CSTC Standards Technical Services (Suzhou) Co., Ltd.

Report No.: SUCR250400033703
Rev.: 01
Page: 38 of 82

802.11g_Channel 01



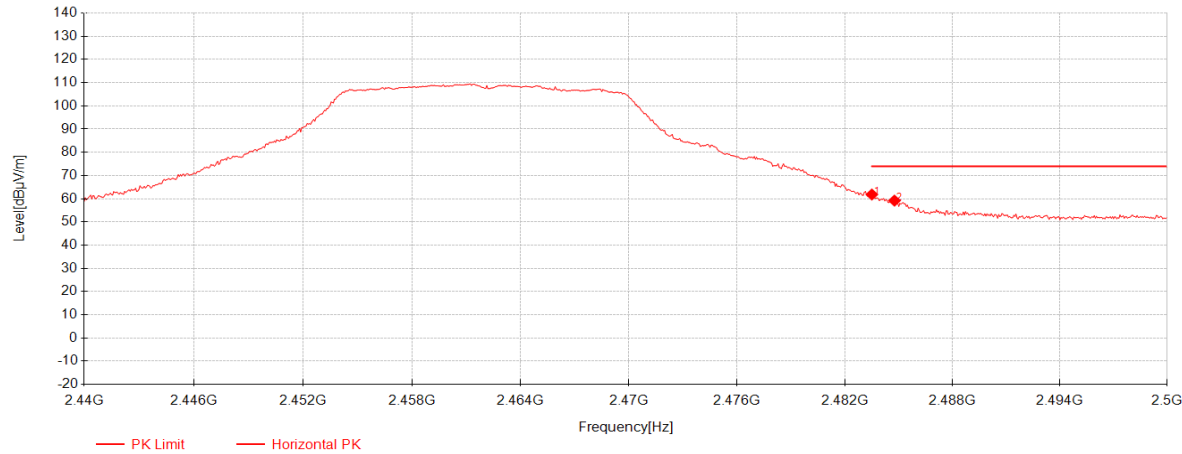
Data List								
NO.	Frequency [MHz]	Reading [dBμV]	AF [dB/m]	Factor [dB]	Level [dBμV/m]	Limit [dBμV/m]	Margin [dB]	Polarity
1	2372.79	35.74	27.12	-23.30	39.56	54.00	14.44	Vertical
2	2389.95	36.97	27.16	-23.31	40.81	54.00	13.19	Vertical



SGS-CSTC Standards Technical Services (Suzhou) Co., Ltd.

Report No.: SUCR250400033703
Rev.: 01
Page: 39 of 82

802.11g_Channel 11



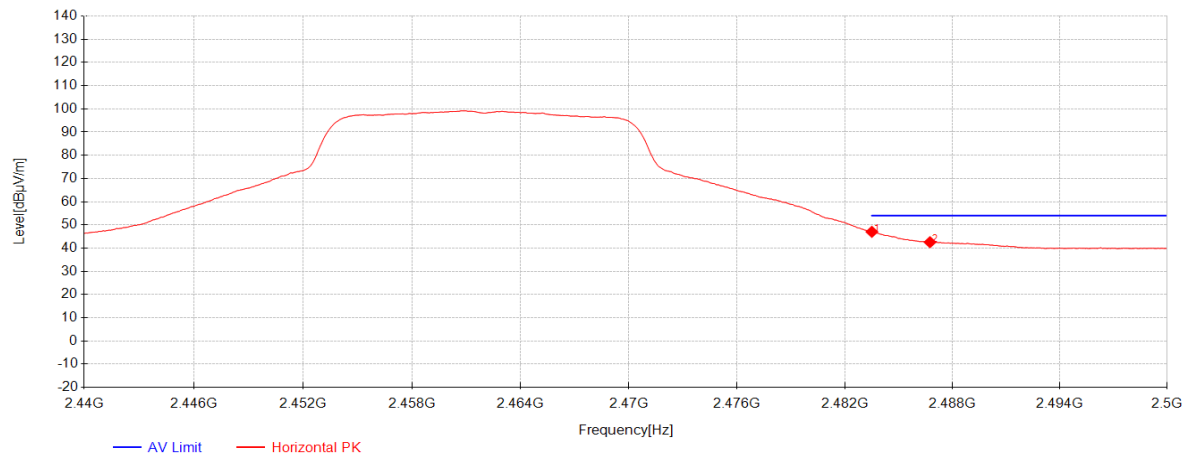
Data List								
NO.	Frequency [MHz]	Reading [dBμV]	AF [dB/m]	Factor [dB]	Level [dBμV/m]	Limit [dBμV/m]	Margin [dB]	Polarity
1	2483.5	57.72	27.36	-23.27	61.81	74.00	12.19	Horizontal
2	2484.76	55.09	27.37	-23.27	59.19	74.00	14.81	Horizontal



SGS-CSTC Standards Technical Services (Suzhou) Co., Ltd.

Report No.: SUCR250400033703
Rev.: 01
Page: 40 of 82

802.11g_Channel 11



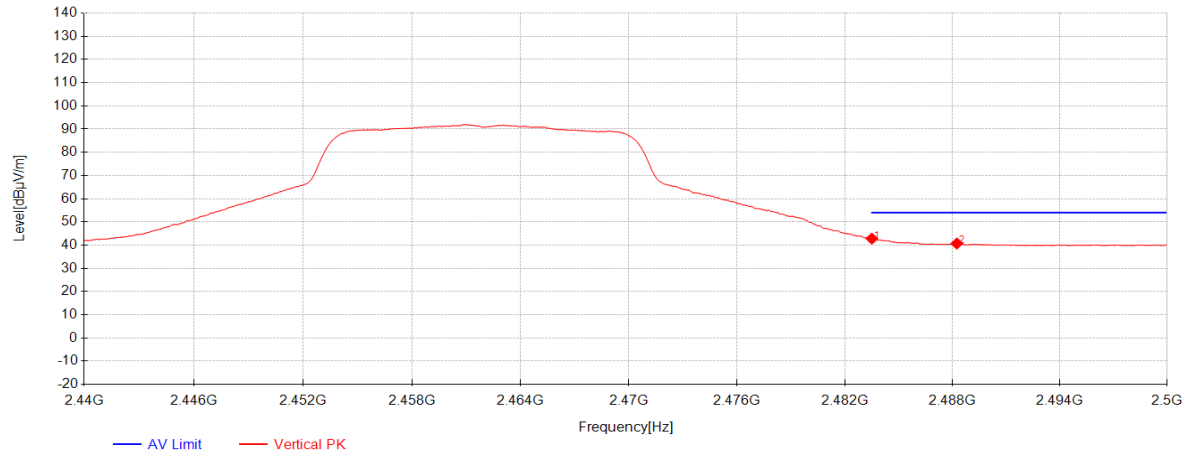
Data List								
NO.	Frequency [MHz]	Reading [dBμV]	AF [dB/m]	Factor [dB]	Level [dBμV/m]	Limit [dBμV/m]	Margin [dB]	Polarity
1	2483.5	42.94	27.36	-23.27	47.03	54.00	6.97	Horizontal
2	2486.74	38.46	27.37	-23.27	42.56	54.00	11.44	Horizontal



SGS-CSTC Standards Technical Services (Suzhou) Co., Ltd.

Report No.: SUCR250400033703
Rev.: 01
Page: 41 of 82

802.11g_Channel 11



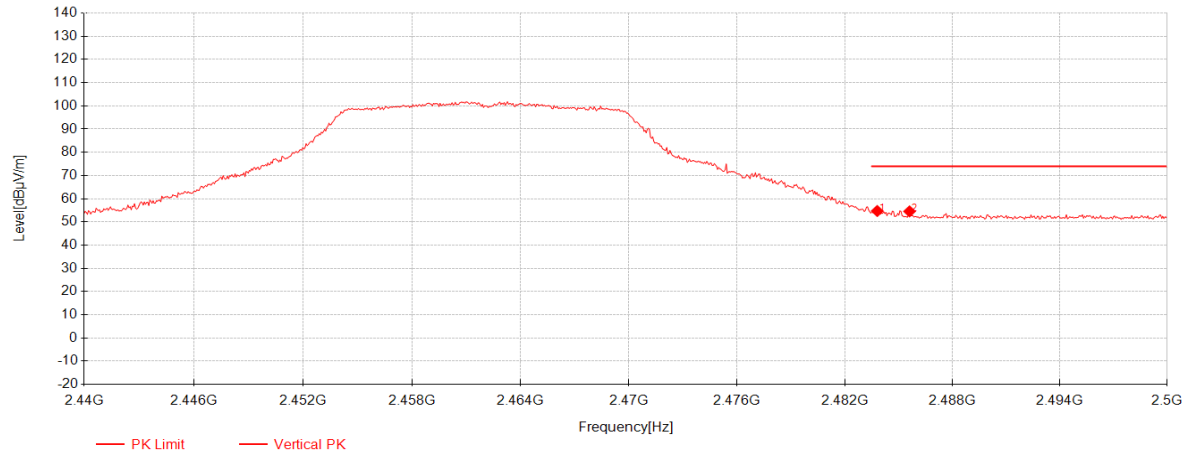
Data List								
NO.	Frequency [MHz]	Reading [dBμV]	AF [dB/m]	Factor [dB]	Level [dBμV/m]	Limit [dBμV/m]	Margin [dB]	Polarity
1	2483.5	38.72	27.36	-23.27	42.81	54.00	11.19	Vertical
2	2488.24	36.59	27.37	-23.27	40.70	54.00	13.30	Vertical



SGS-CSTC Standards Technical Services (Suzhou) Co., Ltd.

Report No.: SUCR250400033703
Rev.: 01
Page: 42 of 82

802.11g_Channel 11



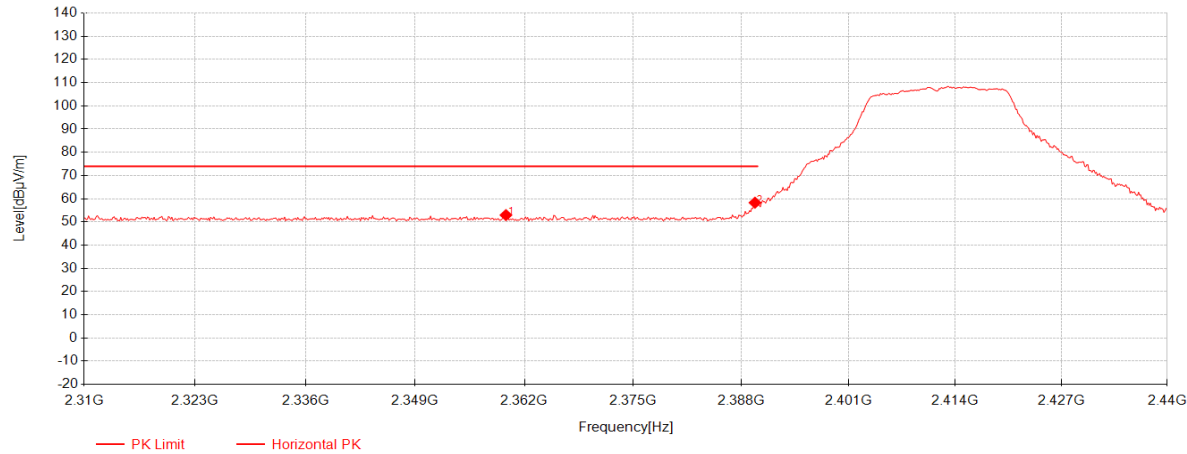
Data List								
NO.	Frequency [MHz]	Reading [dBμV]	AF [dB/m]	Factor [dB]	Level [dBμV/m]	Limit [dBμV/m]	Margin [dB]	Polarity
1	2483.8	50.63	27.36	-23.27	54.72	74.00	19.28	Vertical
2	2485.6	50.45	27.37	-23.27	54.55	74.00	19.45	Vertical



SGS-CSTC Standards Technical Services (Suzhou) Co., Ltd.

Report No.: SUCR250400033703
Rev.: 01
Page: 43 of 82

802.11n20_Channel 01



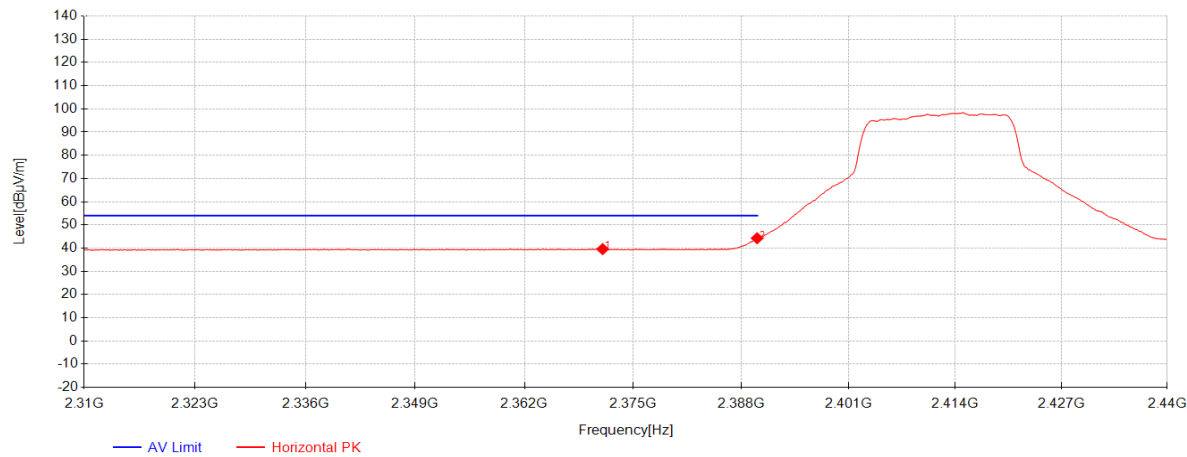
Data List								
NO.	Frequency [MHz]	Reading [dBμV]	AF [dB/m]	Factor [dB]	Level [dBμV/m]	Limit [dBμV/m]	Margin [dB]	Polarity
1	2359.79	49.14	27.09	-23.29	52.94	74.00	21.06	Horizontal
2	2389.69	54.44	27.16	-23.31	58.28	74.00	15.72	Horizontal



SGS-CSTC Standards Technical Services (Suzhou) Co., Ltd.

Report No.: SUCR250400033703
Rev.: 01
Page: 44 of 82

802.11n20_Channel 01



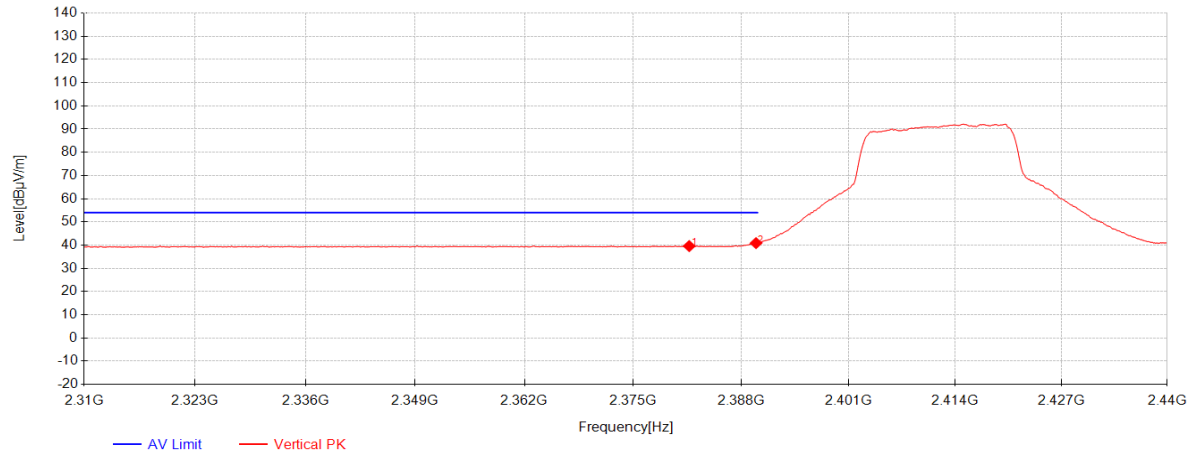
Data List								
NO.	Frequency [MHz]	Reading [dBμV]	AF [dB/m]	Factor [dB]	Level [dBμV/m]	Limit [dBμV/m]	Margin [dB]	Polarity
1	2371.36	35.77	27.12	-23.30	39.59	54.00	14.41	Horizontal
2	2389.95	40.43	27.16	-23.31	44.27	54.00	9.73	Horizontal



SGS-CSTC Standards Technical Services (Suzhou) Co., Ltd.

Report No.: SUCR250400033703
Rev.: 01
Page: 45 of 82

802.11n20_Channel 01



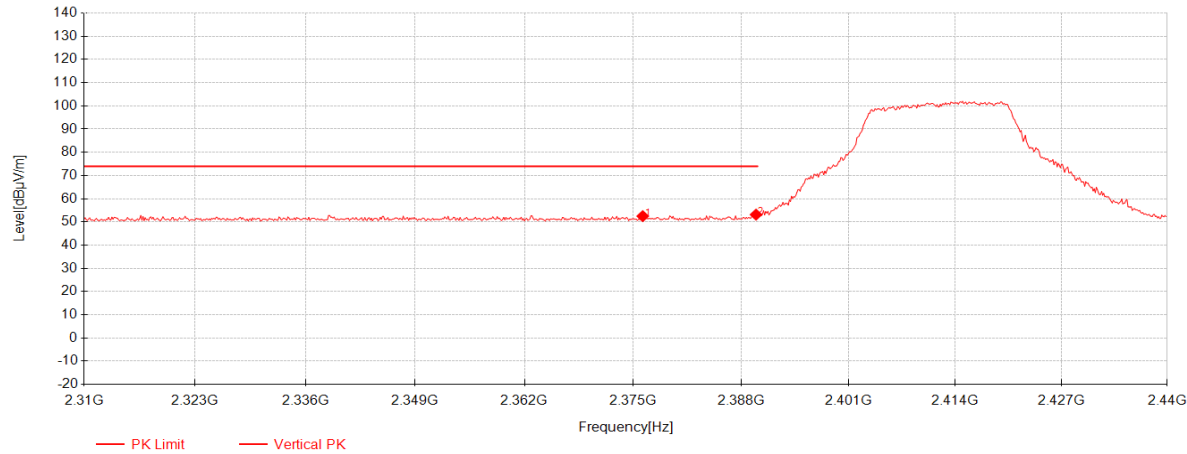
Data List								
NO.	Frequency [MHz]	Reading [dBμV]	AF [dB/m]	Factor [dB]	Level [dBμV/m]	Limit [dBμV/m]	Margin [dB]	Polarity
1	2381.76	35.77	27.14	-23.31	39.60	54.00	14.40	Vertical
2	2389.82	37.03	27.16	-23.31	40.87	54.00	13.13	Vertical



SGS-CSTC Standards Technical Services (Suzhou) Co., Ltd.

Report No.: SUCR250400033703
Rev.: 01
Page: 46 of 82

802.11n20_Channel 01



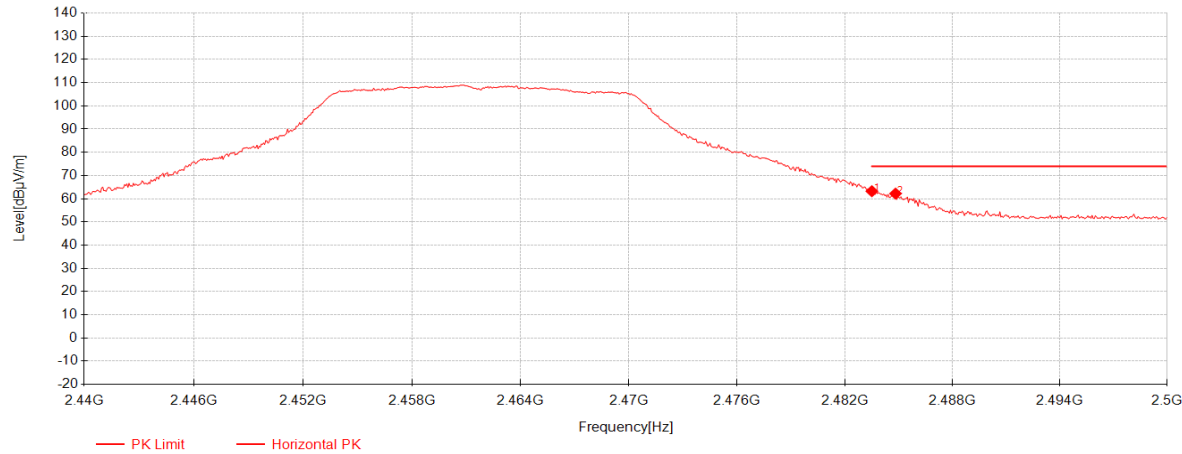
Data List								
NO.	Frequency [MHz]	Reading [dBμV]	AF [dB/m]	Factor [dB]	Level [dBμV/m]	Limit [dBμV/m]	Margin [dB]	Polarity
1	2376.17	48.67	27.13	-23.30	52.49	74.00	21.51	Vertical
2	2389.82	49.31	27.16	-23.31	53.15	74.00	20.85	Vertical



SGS-CSTC Standards Technical Services (Suzhou) Co., Ltd.

Report No.: SUCR250400033703
Rev.: 01
Page: 47 of 82

802.11n20_Channel 11



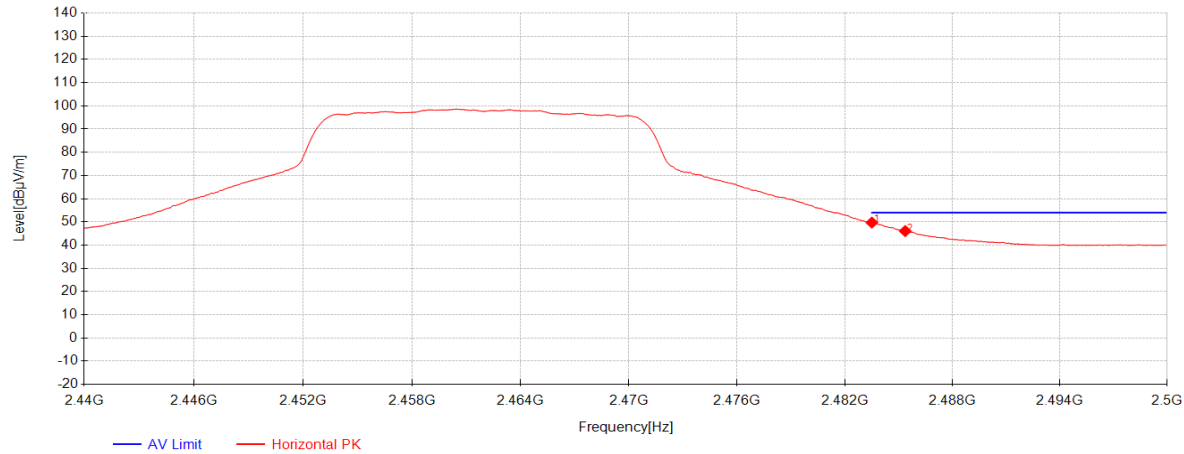
Data List								
NO.	Frequency [MHz]	Reading [dBμV]	AF [dB/m]	Factor [dB]	Level [dBμV/m]	Limit [dBμV/m]	Margin [dB]	Polarity
1	2483.5	59.15	27.36	-23.27	63.24	74.00	10.76	Horizontal
2	2484.82	58.11	27.37	-23.27	62.21	74.00	11.79	Horizontal



SGS-CSTC Standards Technical Services (Suzhou) Co., Ltd.

Report No.: SUCR250400033703
Rev.: 01
Page: 48 of 82

802.11n20_Channel 11



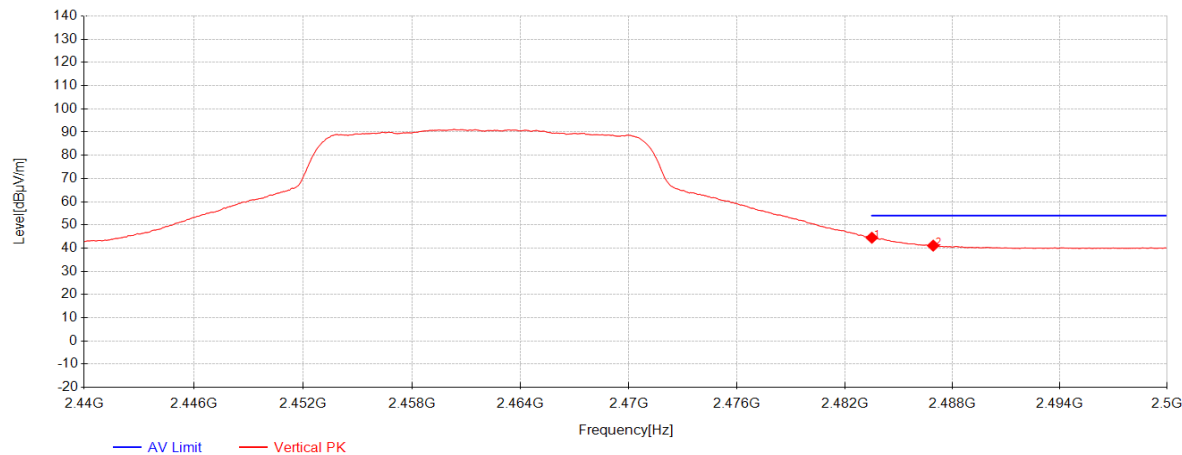
Data List								
NO.	Frequency [MHz]	Reading [dBμV]	AF [dB/m]	Factor [dB]	Level [dBμV/m]	Limit [dBμV/m]	Margin [dB]	Polarity
1	2483.5	45.62	27.36	-23.27	49.71	54.00	4.29	Horizontal
2	2485.36	41.95	27.37	-23.27	46.05	54.00	7.95	Horizontal



SGS-CSTC Standards Technical Services (Suzhou) Co., Ltd.

Report No.: SUCR250400033703
Rev.: 01
Page: 49 of 82

802.11n20_Channel 11



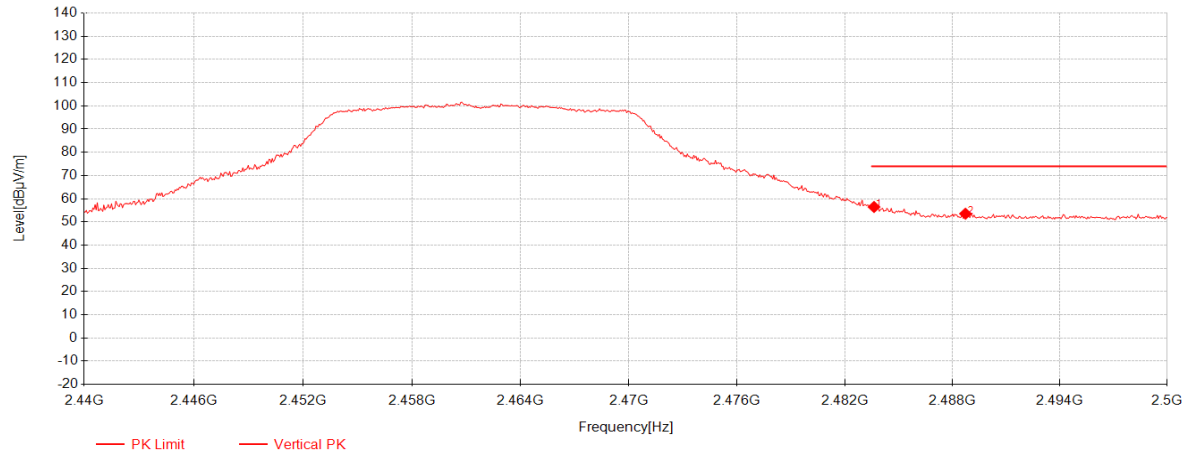
Data List								
NO.	Frequency [MHz]	Reading [dBμV]	AF [dB/m]	Factor [dB]	Level [dBμV/m]	Limit [dBμV/m]	Margin [dB]	Polarity
1	2483.5	40.38	27.36	-23.27	44.47	54.00	9.53	Vertical
2	2486.92	36.98	27.37	-23.27	41.08	54.00	12.92	Vertical



SGS-CSTC Standards Technical Services (Suzhou) Co., Ltd.

Report No.: SUCR250400033703
Rev.: 01
Page: 50 of 82

802.11n20_Channel 11



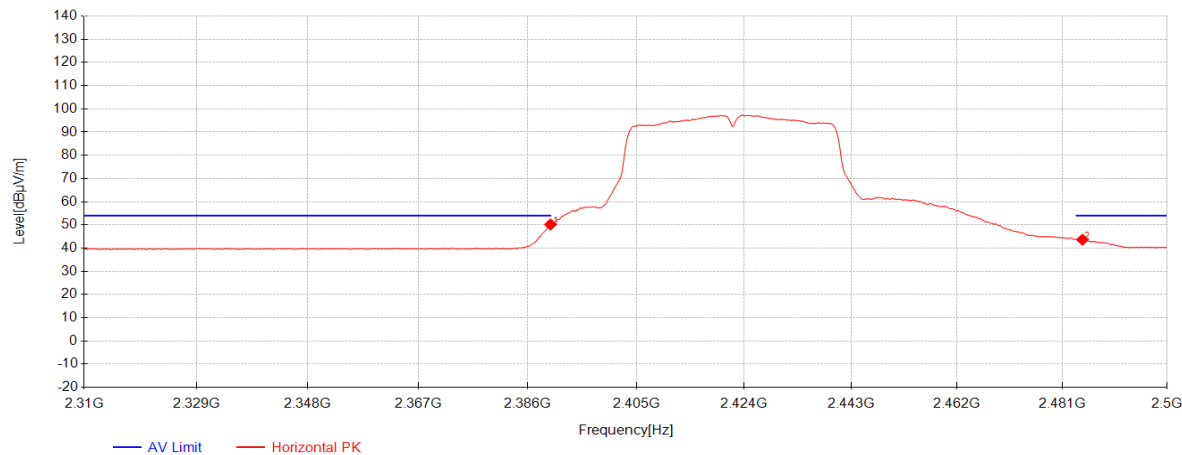
Data List								
NO.	Frequency [MHz]	Reading [dBμV]	AF [dB/m]	Factor [dB]	Level [dBμV/m]	Limit [dBμV/m]	Margin [dB]	Polarity
1	2483.62	52.34	27.36	-23.27	56.43	74.00	17.57	Vertical
2	2488.72	49.43	27.38	-23.27	53.54	74.00	20.46	Vertical



SGS-CSTC Standards Technical Services (Suzhou) Co., Ltd.

Report No.: SUCR250400033703
Rev.: 01
Page: 51 of 82

802.11n40_Channel 03



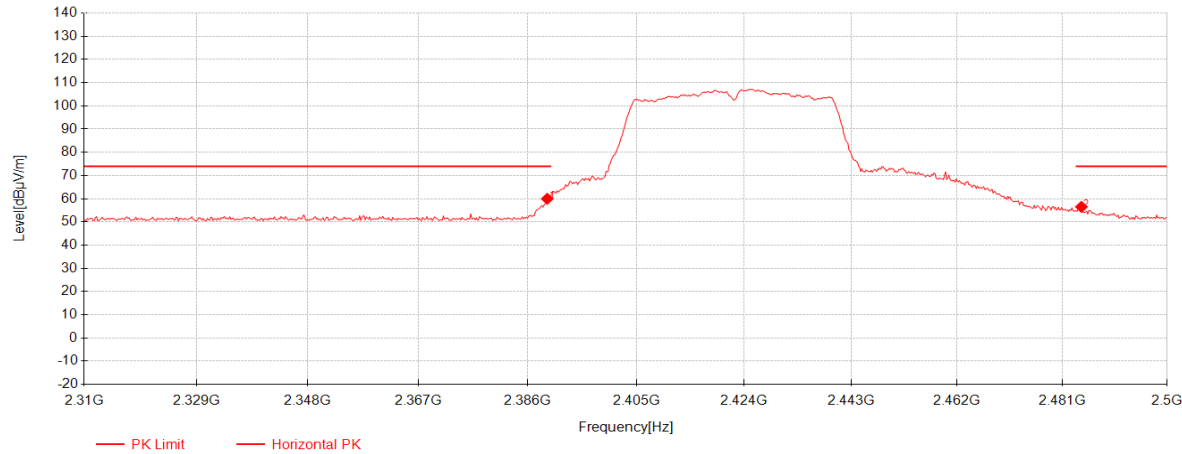
Data List								
NO.	Frequency [MHz]	Reading [dBμV]	AF [dB/m]	Factor [dB]	Level [dBμV/m]	Limit [dBμV/m]	Margin [dB]	Polarity
1	2389.99	46.35	27.16	-23.31	50.19	54.00	3.81	Horizontal
2	2484.61	39.56	27.37	-23.27	43.66	54.00	10.34	Horizontal



SGS-CSTC Standards Technical Services (Suzhou) Co., Ltd.

Report No.: SUCR250400033703
Rev.: 01
Page: 52 of 82

802.11n40_Channel 03



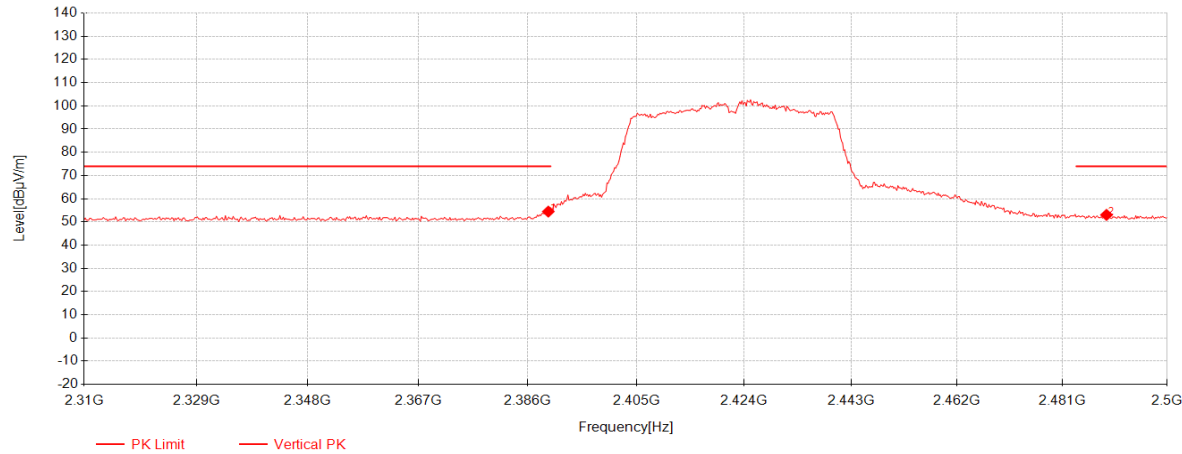
Data List								
NO.	Frequency [MHz]	Reading [dBμV]	AF [dB/m]	Factor [dB]	Level [dBμV/m]	Limit [dBμV/m]	Margin [dB]	Polarity
1	2389.42	56.14	27.16	-23.31	59.98	74.00	14.02	Horizontal
2	2484.42	52.39	27.37	-23.27	56.49	74.00	17.51	Horizontal



SGS-CSTC Standards Technical Services (Suzhou) Co., Ltd.

Report No.: SUCR250400033703
Rev.: 01
Page: 53 of 82

802.11n40_Channel 03



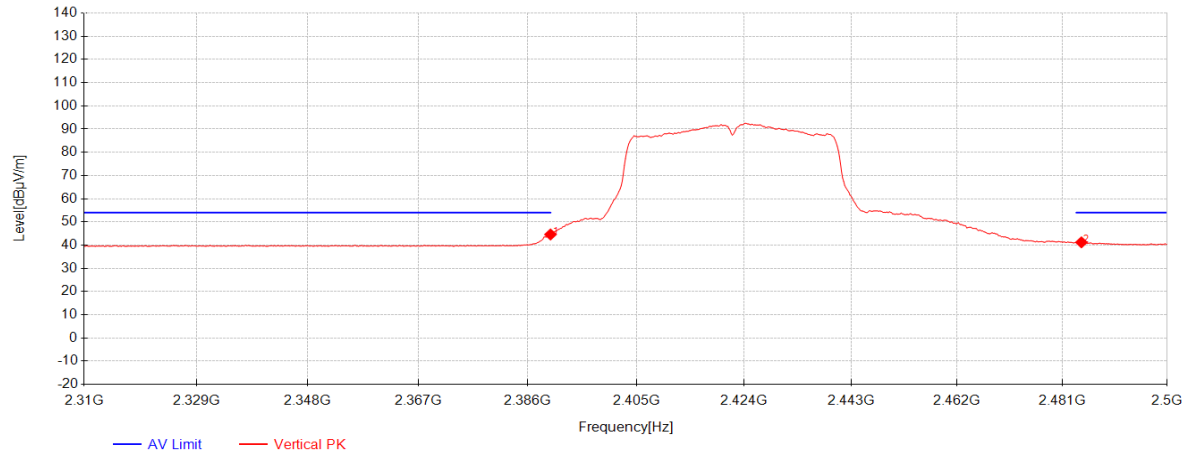
Data List								
NO.	Frequency [MHz]	Reading [dBμV]	AF [dB/m]	Factor [dB]	Level [dBμV/m]	Limit [dBμV/m]	Margin [dB]	Polarity
1	2389.61	50.62	27.16	-23.31	54.46	74.00	19.54	Vertical
2	2488.98	48.92	27.38	-23.27	53.03	74.00	20.97	Vertical



SGS-CSTC Standards Technical Services (Suzhou) Co., Ltd.

Report No.: SUCR250400033703
Rev.: 01
Page: 54 of 82

802.11n40_Channel 03



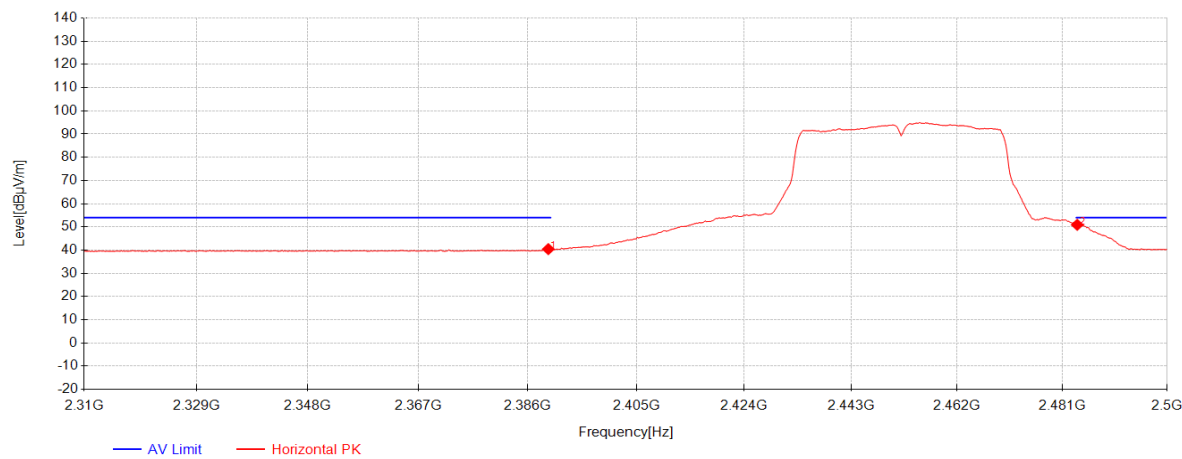
Data List								
NO.	Frequency [MHz]	Reading [dBμV]	AF [dB/m]	Factor [dB]	Level [dBμV/m]	Limit [dBμV/m]	Margin [dB]	Polarity
1	2389.99	40.76	27.16	-23.31	44.60	54.00	9.40	Vertical
2	2484.42	37.11	27.37	-23.27	41.21	54.00	12.79	Vertical



SGS-CSTC Standards Technical Services (Suzhou) Co., Ltd.

Report No.: SUCR250400033703
Rev.: 01
Page: 55 of 82

802.11n40_Channel 09



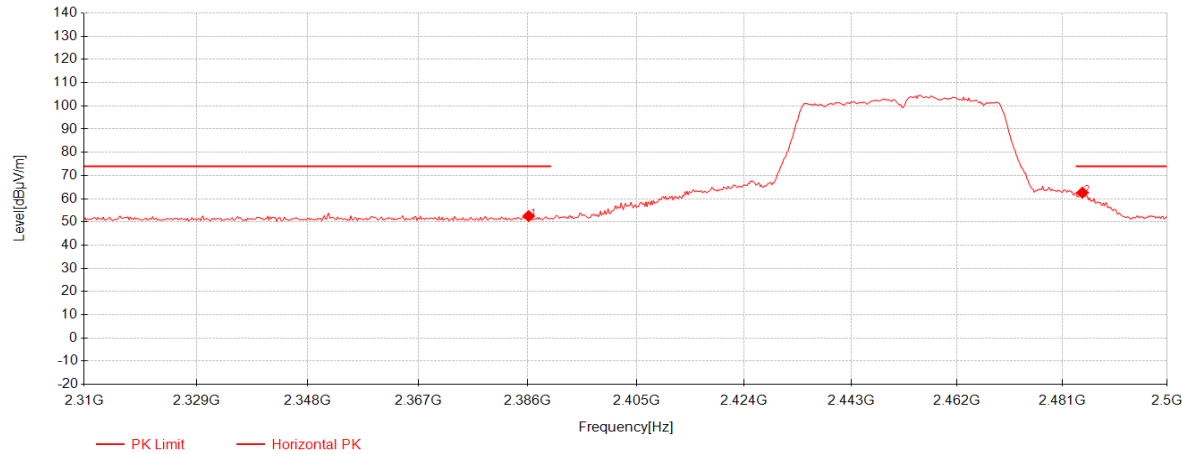
Data List								
NO.	Frequency [MHz]	Reading [dBμV]	AF [dB/m]	Factor [dB]	Level [dBμV/m]	Limit [dBμV/m]	Margin [dB]	Polarity
1	2389.61	36.60	27.16	-23.31	40.44	54.00	13.56	Horizontal
2	2483.66	46.82	27.36	-23.27	50.91	54.00	3.09	Horizontal



SGS-CSTC Standards Technical Services (Suzhou) Co., Ltd.

Report No.: SUCR250400033703
Rev.: 01
Page: 56 of 82

802.11n40_Channel 09



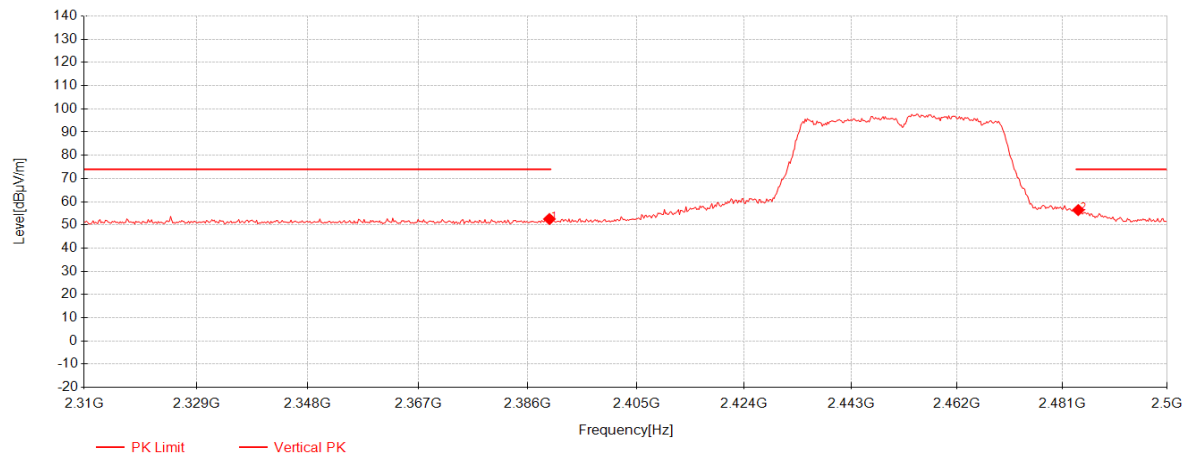
Data List								
NO.	Frequency [MHz]	Reading [dBμV]	AF [dB/m]	Factor [dB]	Level [dBμV/m]	Limit [dBμV/m]	Margin [dB]	Polarity
1	2386.19	48.70	27.15	-23.31	52.54	74.00	21.46	Horizontal
2	2484.61	58.52	27.37	-23.27	62.62	74.00	11.38	Horizontal



SGS-CSTC Standards Technical Services (Suzhou) Co., Ltd.

Report No.: SUCR250400033703
Rev.: 01
Page: 57 of 82

802.11n40_Channel 09



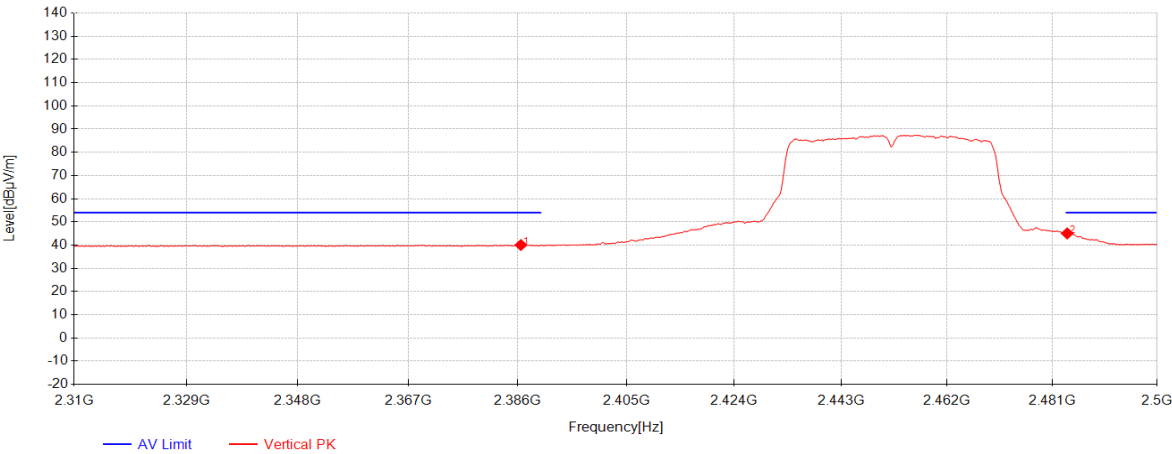
Data List								
NO.	Frequency [MHz]	Reading [dBμV]	AF [dB/m]	Factor [dB]	Level [dBμV/m]	Limit [dBμV/m]	Margin [dB]	Polarity
1	2389.8	48.71	27.16	-23.31	52.55	74.00	21.45	Vertical
2	2483.85	52.32	27.36	-23.27	56.41	74.00	17.59	Vertical



SGS-CSTC Standards Technical Services (Suzhou) Co., Ltd.

Report No.: SUCR250400033703
Rev.: 01
Page: 58 of 82

802.11n40_Channel 09



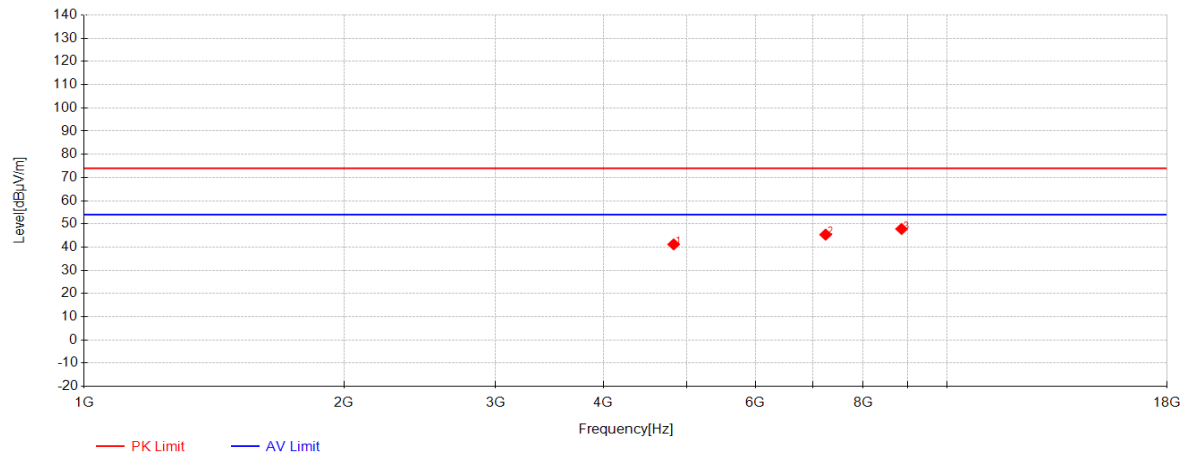
Data List								
NO.	Frequency [MHz]	Reading [dBμV]	AF [dB/m]	Factor [dB]	Level [dBμV/m]	Limit [dBμV/m]	Margin [dB]	Polarity
1	2386.57	36.22	27.15	-23.31	40.06	54.00	13.94	Vertical
2	2483.66	40.95	27.36	-23.27	45.04	54.00	8.96	Vertical



SGS-CSTC Standards Technical Services (Suzhou) Co., Ltd.

Report No.: SUCR250400033703
Rev.: 01
Page: 59 of 82

Restricted bands around fundamental frequency
802.11b_Channel 01



Data List								
NO.	Frequency [MHz]	Reading [dBμV]	AF [dB/m]	Factor [dB]	Level [dBμV/m]	Limit [dBμV/m]	Margin [dB]	Polarity
1	4823.5	49.81	32.81	-41.43	41.19	74.00	32.81	Horizontal
2	7235.5	46.91	36.28	-37.81	45.38	74.00	28.62	Horizontal
3	8862	45.27	37.53	-34.97	47.83	74.00	26.17	Horizontal



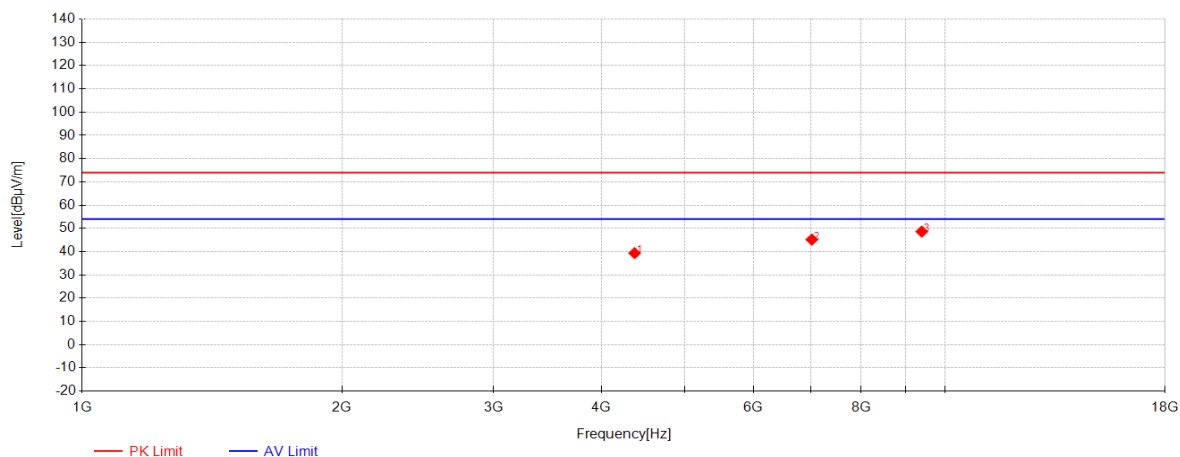
SGS-CSTC Standards Technical Services (Suzhou) Co., Ltd.

Report No.: SUCR250400033703

Rev.: 01

Page: 60 of 82

802.11b_Channel 01



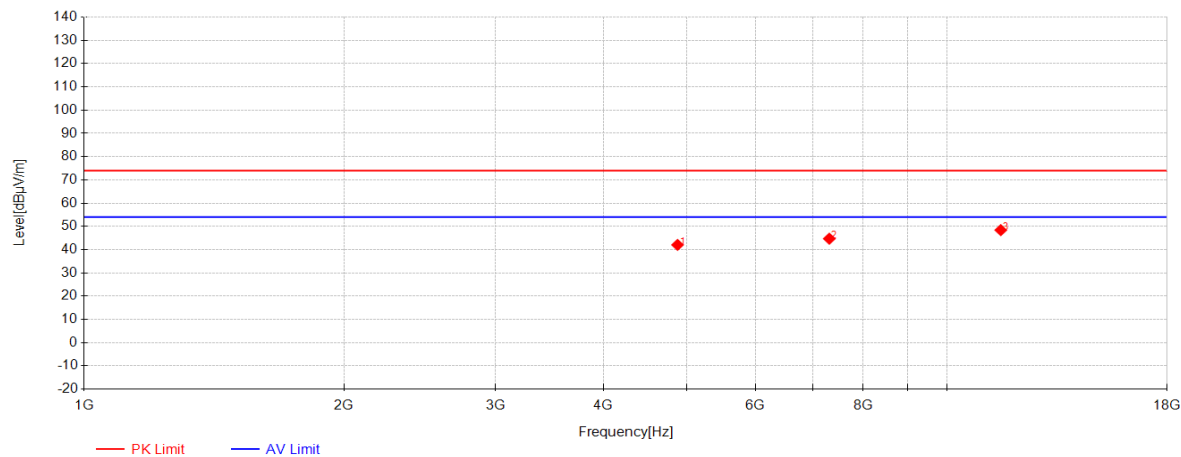
Data List								
NO.	Frequency [MHz]	Reading [dBμV]	AF [dB/m]	Factor [dB]	Level [dBμV/m]	Limit [dBμV/m]	Margin [dB]	Polarity
1	4369.5	49.56	31.89	-42.11	39.34	74.00	34.66	Vertical
2	7012.5	47.51	36.02	-38.35	45.18	74.00	28.82	Vertical
3	9403.5	44.65	37.72	-33.75	48.62	74.00	25.38	Vertical



SGS-CSTC Standards Technical Services (Suzhou) Co., Ltd.

Report No.: SUCR250400033703
Rev.: 01
Page: 61 of 82

802.11b_Channel 06



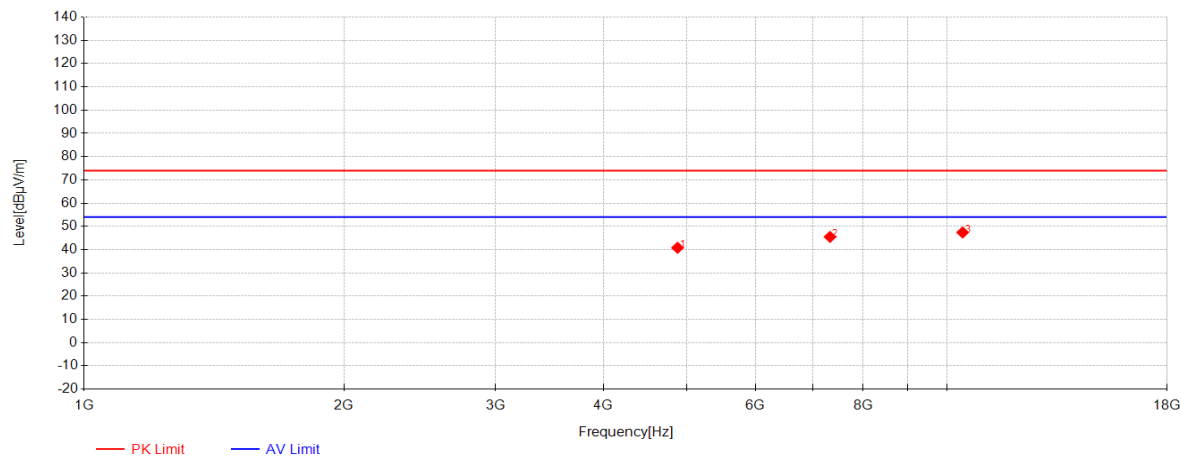
Data List								
NO.	Frequency [MHz]	Reading [dBµV]	AF [dB/m]	Factor [dB]	Level [dBµV/m]	Limit [dBµV/m]	Margin [dB]	Polarity
1	4874	50.40	32.92	-41.28	42.04	74.00	31.96	Horizontal
2	7308	45.73	36.37	-37.40	44.70	74.00	29.30	Horizontal
3	11549	39.87	38.40	-29.88	48.39	74.00	25.61	Horizontal



SGS-CSTC Standards Technical Services (Suzhou) Co., Ltd.

Report No.: SUCR250400033703
Rev.: 01
Page: 62 of 82

802.11b_Channel 06



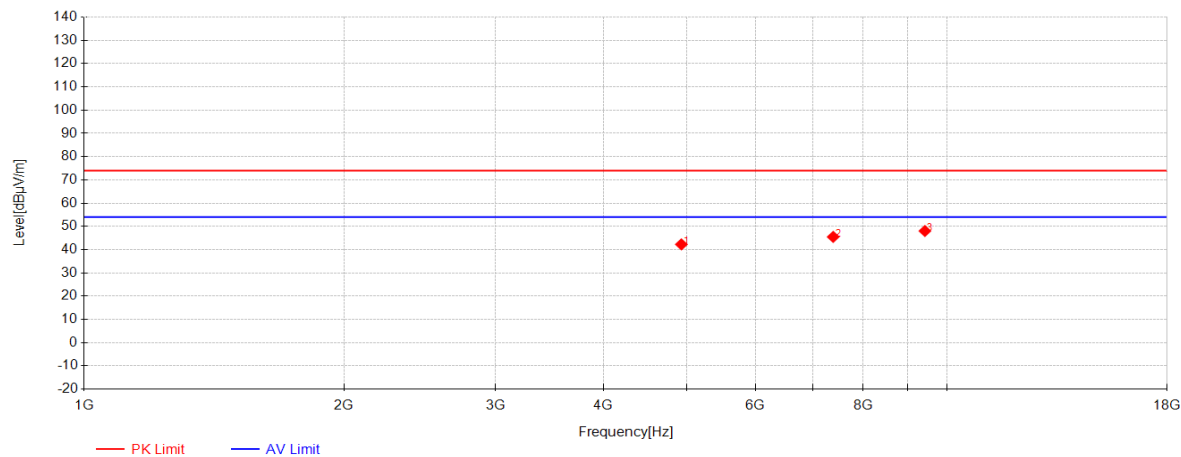
Data List								
NO.	Frequency [MHz]	Reading [dBμV]	AF [dB/m]	Factor [dB]	Level [dBμV/m]	Limit [dBμV/m]	Margin [dB]	Polarity
1	4874	49.17	32.92	-41.28	40.81	74.00	33.19	Vertical
2	7321.5	46.57	36.39	-37.47	45.48	74.00	28.52	Vertical
3	10431.5	40.64	38.12	-31.36	47.39	74.00	26.61	Vertical



SGS-CSTC Standards Technical Services (Suzhou) Co., Ltd.

Report No.: SUCR250400033703
Rev.: 01
Page: 63 of 82

802.11b_Channel 11



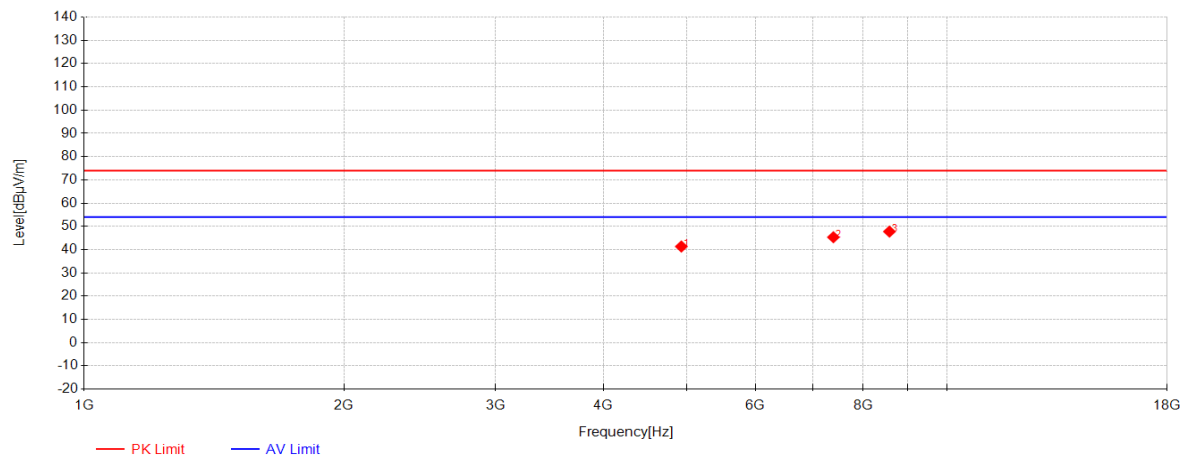
Data List								
NO.	Frequency [MHz]	Reading [dBμV]	AF [dB/m]	Factor [dB]	Level [dBμV/m]	Limit [dBμV/m]	Margin [dB]	Polarity
1	4924	50.49	33.03	-41.26	42.26	74.00	31.74	Horizontal
2	7384	46.82	36.46	-37.81	45.48	74.00	28.52	Horizontal
3	9431.5	44.08	37.73	-33.79	48.02	74.00	25.98	Horizontal



SGS-CSTC Standards Technical Services (Suzhou) Co., Ltd.

Report No.: SUCR250400033703
Rev.: 01
Page: 64 of 82

802.11b_Channel 11



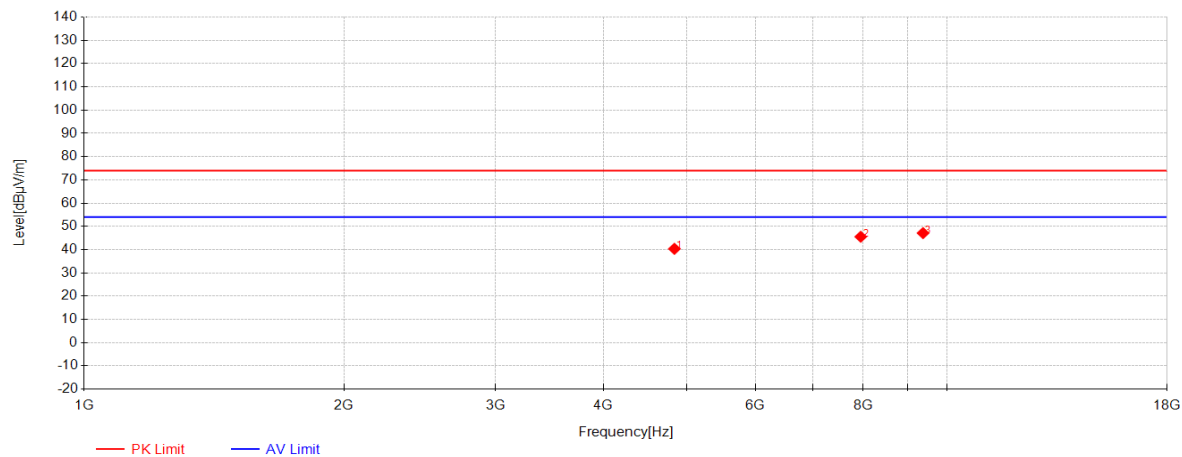
Data List								
NO.	Frequency [MHz]	Reading [dBμV]	AF [dB/m]	Factor [dB]	Level [dBμV/m]	Limit [dBμV/m]	Margin [dB]	Polarity
1	4923.5	49.58	33.03	-41.26	41.35	74.00	32.65	Vertical
2	7388	46.70	36.47	-37.83	45.34	74.00	28.66	Vertical
3	8580	45.61	37.39	-35.24	47.76	74.00	26.24	Vertical



SGS-CSTC Standards Technical Services (Suzhou) Co., Ltd.

Report No.: SUCR250400033703
Rev.: 01
Page: 65 of 82

802.11g_Channel 01



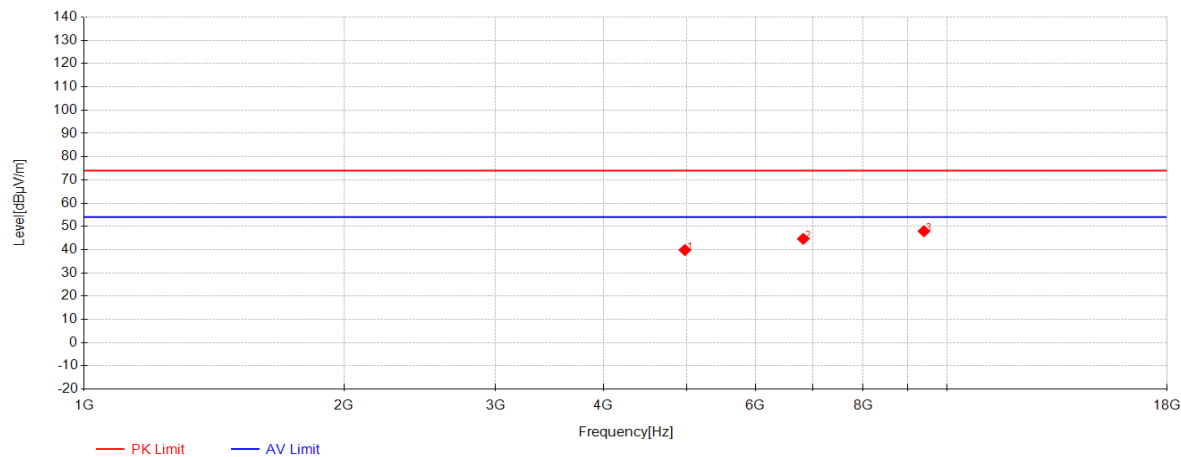
Data List								
NO.	Frequency [MHz]	Reading [dBμV]	AF [dB/m]	Factor [dB]	Level [dBμV/m]	Limit [dBμV/m]	Margin [dB]	Polarity
1	4834	48.91	32.83	-41.40	40.35	74.00	33.65	Horizontal
2	7947	45.09	37.05	-36.60	45.53	74.00	28.47	Horizontal
3	9386	43.21	37.72	-33.81	47.12	74.00	26.88	Horizontal



SGS-CSTC Standards Technical Services (Suzhou) Co., Ltd.

Report No.: SUCR250400033703
Rev.: 01
Page: 66 of 82

802.11g_Channel 01



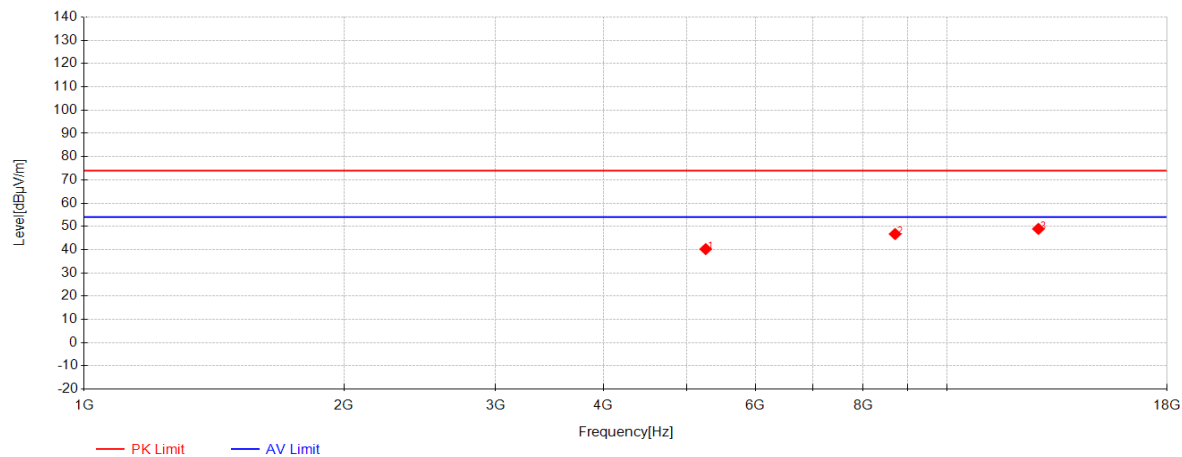
Data List								
NO.	Frequency [MHz]	Reading [dBμV]	AF [dB/m]	Factor [dB]	Level [dBμV/m]	Limit [dBμV/m]	Margin [dB]	Polarity
1	4970	48.09	33.13	-41.39	39.83	74.00	34.17	Vertical
2	6817	47.15	35.93	-38.44	44.64	74.00	29.36	Vertical
3	9408.5	43.97	37.72	-33.76	47.93	74.00	26.07	Vertical



SGS-CSTC Standards Technical Services (Suzhou) Co., Ltd.

Report No.: SUCR250400033703
Rev.: 01
Page: 67 of 82

802.11g_Channel 06



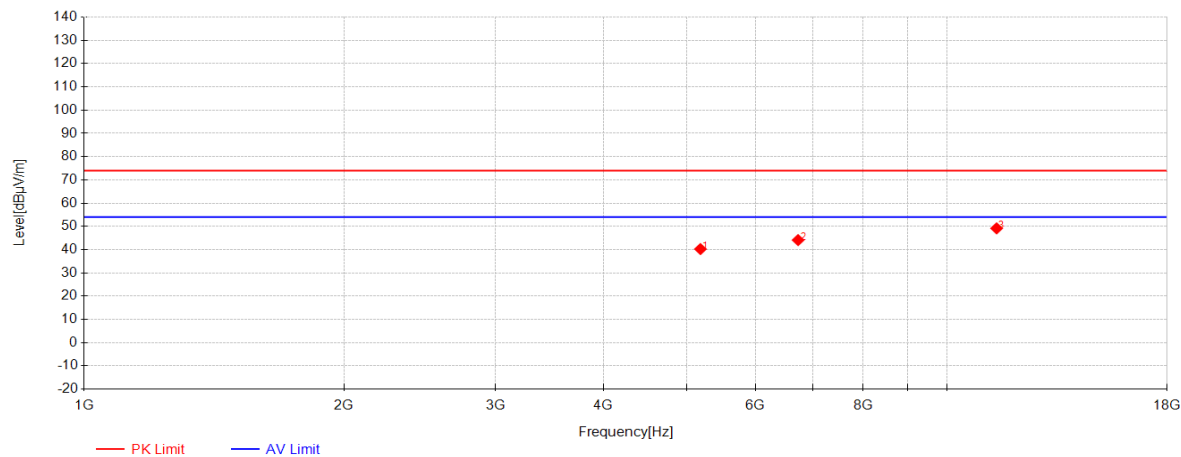
Data List								
NO.	Frequency [MHz]	Reading [dBμV]	AF [dB/m]	Factor [dB]	Level [dBμV/m]	Limit [dBμV/m]	Margin [dB]	Polarity
1	5254	47.93	33.15	-40.86	40.22	74.00	33.78	Horizontal
2	8710	44.63	37.46	-35.38	46.71	74.00	27.29	Horizontal
3	12770	39.39	39.32	-29.79	48.93	74.00	25.07	Horizontal



SGS-CSTC Standards Technical Services (Suzhou) Co., Ltd.

Report No.: SUCR250400033703
Rev.: 01
Page: 68 of 82

802.11g_Channel 06



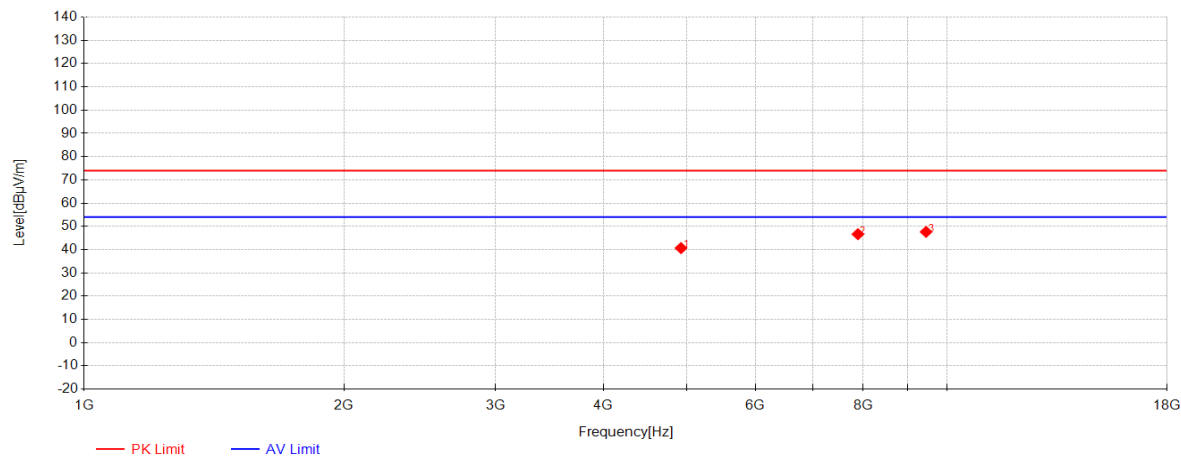
Data List								
NO.	Frequency [MHz]	Reading [dBμV]	AF [dB/m]	Factor [dB]	Level [dBμV/m]	Limit [dBμV/m]	Margin [dB]	Polarity
1	5181	47.99	33.16	-40.90	40.25	74.00	33.75	Vertical
2	6723.5	46.91	35.89	-38.70	44.10	74.00	29.90	Vertical
3	11421.5	41.02	38.40	-30.28	49.14	74.00	24.86	Vertical



SGS-CSTC Standards Technical Services (Suzhou) Co., Ltd.

Report No.: SUCR250400033703
Rev.: 01
Page: 69 of 82

802.11g_Channel 11



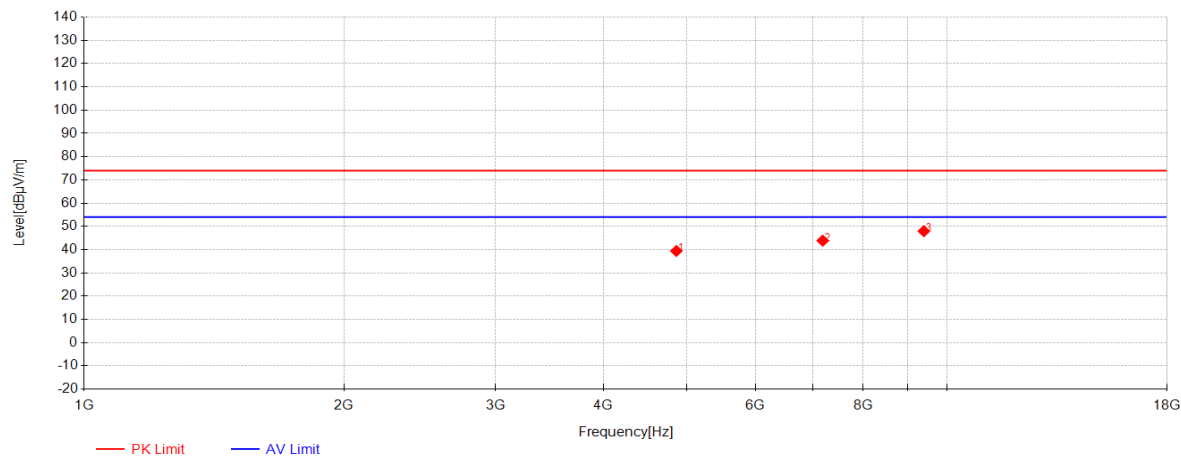
Data List								
NO.	Frequency [MHz]	Reading [dBμV]	AF [dB/m]	Factor [dB]	Level [dBμV/m]	Limit [dBμV/m]	Margin [dB]	Polarity
1	4919	48.90	33.02	-41.25	40.67	74.00	33.33	Horizontal
2	7887.5	46.33	36.99	-36.67	46.64	74.00	27.36	Horizontal
3	9461	43.72	37.74	-33.83	47.63	74.00	26.37	Horizontal



SGS-CSTC Standards Technical Services (Suzhou) Co., Ltd.

Report No.: SUCR250400033703
Rev.: 01
Page: 70 of 82

802.11g_Channel 11



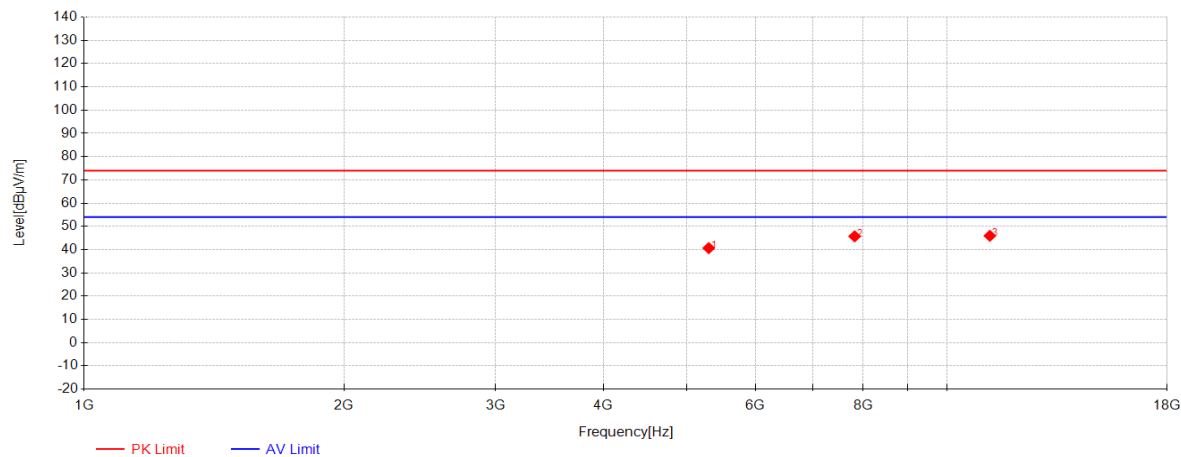
Data List								
NO.	Frequency [MHz]	Reading [dBμV]	AF [dB/m]	Factor [dB]	Level [dBμV/m]	Limit [dBμV/m]	Margin [dB]	Polarity
1	4858.5	47.88	32.89	-41.32	39.44	74.00	34.56	Vertical
2	7181	45.70	36.22	-38.07	43.85	74.00	30.15	Vertical
3	9405.5	43.99	37.72	-33.76	47.95	74.00	26.05	Vertical



SGS-CSTC Standards Technical Services (Suzhou) Co., Ltd.

Report No.: SUCR250400033703
Rev.: 01
Page: 71 of 82

802.11n20_Channel 01



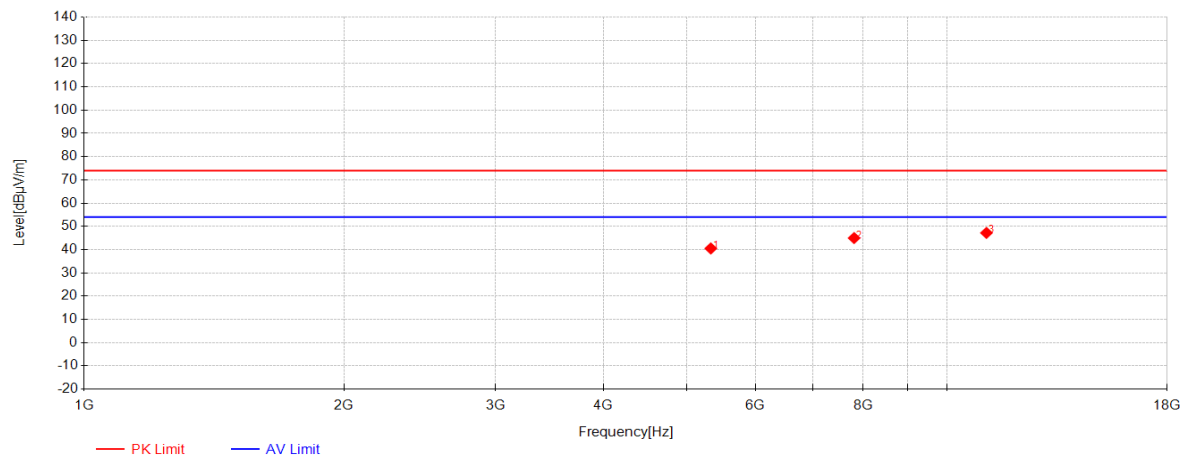
Data List								
NO.	Frequency [MHz]	Reading [dBμV]	AF [dB/m]	Factor [dB]	Level [dBμV/m]	Limit [dBμV/m]	Margin [dB]	Polarity
1	5297	48.43	33.14	-40.91	40.66	74.00	33.34	Horizontal
2	7818.5	45.54	36.92	-36.75	45.71	74.00	28.29	Horizontal
3	11217	37.75	38.40	-30.21	45.94	74.00	28.06	Horizontal



SGS-CSTC Standards Technical Services (Suzhou) Co., Ltd.

Report No.: SUCR250400033703
Rev.: 01
Page: 72 of 82

802.11n20_Channel 01



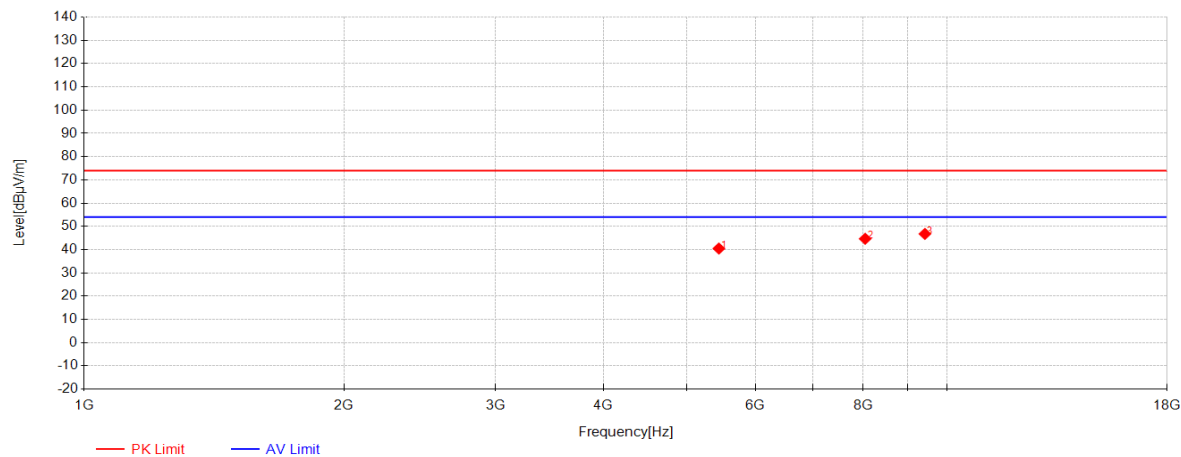
Data List								
NO.	Frequency [MHz]	Reading [dBμV]	AF [dB/m]	Factor [dB]	Level [dBμV/m]	Limit [dBμV/m]	Margin [dB]	Polarity
1	5326.5	48.27	33.13	-40.91	40.50	74.00	33.50	Vertical
2	7807.5	44.83	36.91	-36.76	44.98	74.00	29.02	Vertical
3	11116	39.05	38.40	-30.26	47.19	74.00	26.81	Vertical



SGS-CSTC Standards Technical Services (Suzhou) Co., Ltd.

Report No.: SUCR250400033703
Rev.: 01
Page: 73 of 82

802.11n20_Channel 06



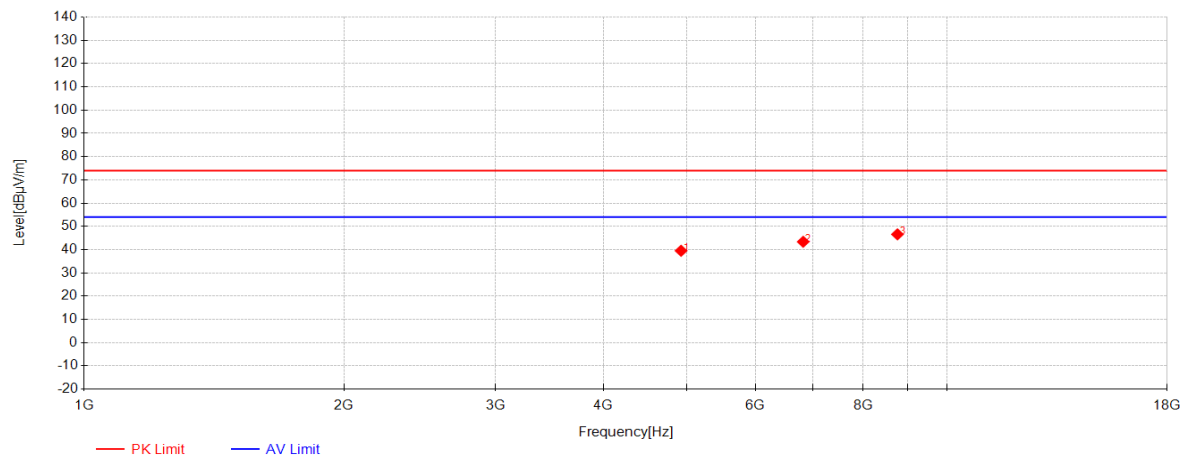
Data List								
NO.	Frequency [MHz]	Reading [dBμV]	AF [dB/m]	Factor [dB]	Level [dBμV/m]	Limit [dBμV/m]	Margin [dB]	Polarity
1	5442.5	48.15	33.11	-40.78	40.48	74.00	33.52	Horizontal
2	8041.5	44.14	37.12	-36.59	44.67	74.00	29.33	Horizontal
3	9432	42.83	37.73	-33.79	46.77	74.00	27.23	Horizontal



SGS-CSTC Standards Technical Services (Suzhou) Co., Ltd.

Report No.: SUCR250400033703
Rev.: 01
Page: 74 of 82

802.11n20_Channel 06



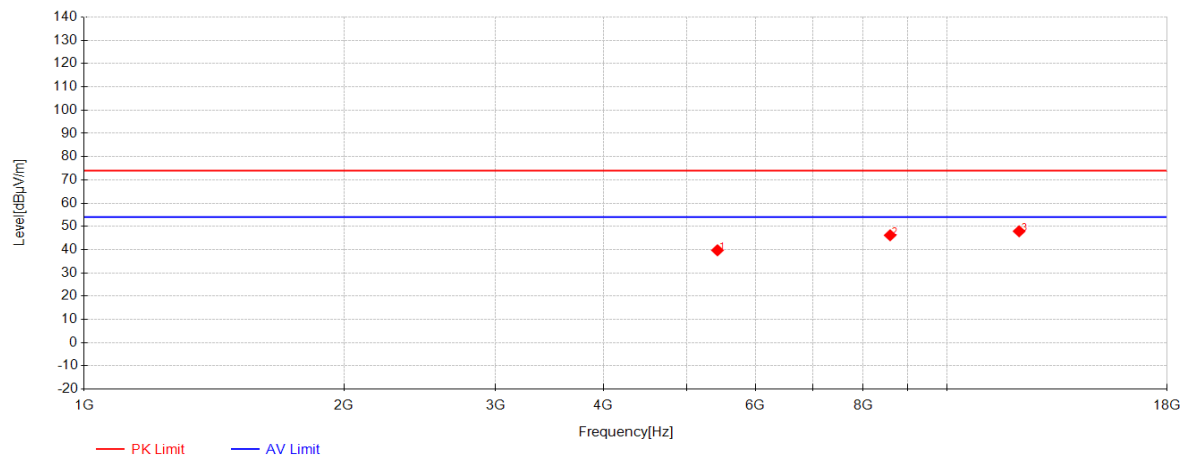
Data List								
NO.	Frequency [MHz]	Reading [dBμV]	AF [dB/m]	Factor [dB]	Level [dBμV/m]	Limit [dBμV/m]	Margin [dB]	Polarity
1	4920	47.74	33.02	-41.25	39.51	74.00	34.49	Vertical
2	6815.5	45.90	35.93	-38.44	43.39	74.00	30.61	Vertical
3	8765.5	44.18	37.48	-35.08	46.58	74.00	27.42	Vertical



SGS-CSTC Standards Technical Services (Suzhou) Co., Ltd.

Report No.: SUCR250400033703
Rev.: 01
Page: 75 of 82

802.11n20_Channel 11



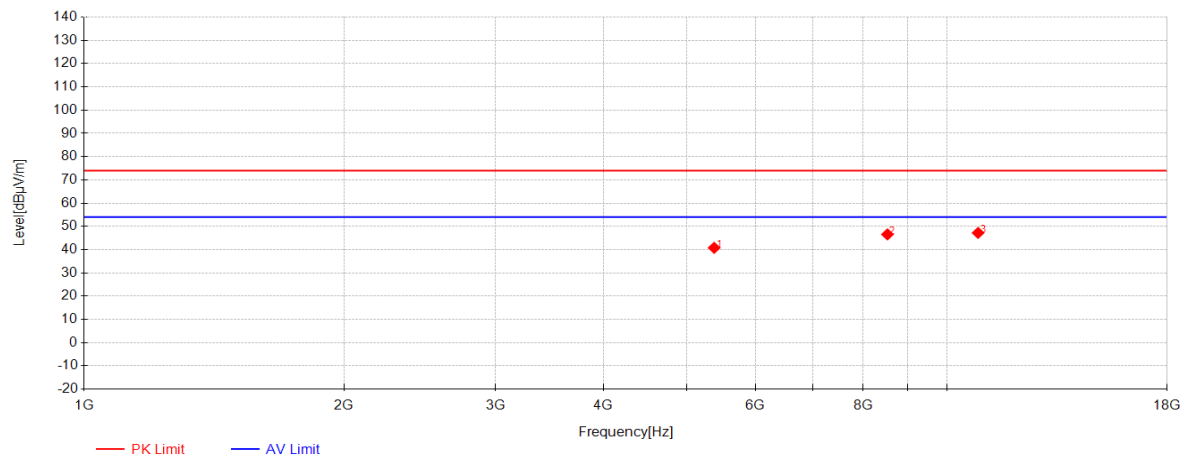
Data List								
NO.	Frequency [MHz]	Reading [dBμV]	AF [dB/m]	Factor [dB]	Level [dBμV/m]	Limit [dBμV/m]	Margin [dB]	Polarity
1	5421.5	47.43	33.12	-40.84	39.71	74.00	34.29	Horizontal
2	8596	43.96	37.40	-35.18	46.18	74.00	27.82	Horizontal
3	12128	38.72	38.55	-29.38	47.89	74.00	26.11	Horizontal



SGS-CSTC Standards Technical Services (Suzhou) Co., Ltd.

Report No.: SUCR250400033703
Rev.: 01
Page: 76 of 82

802.11n20_Channel 11



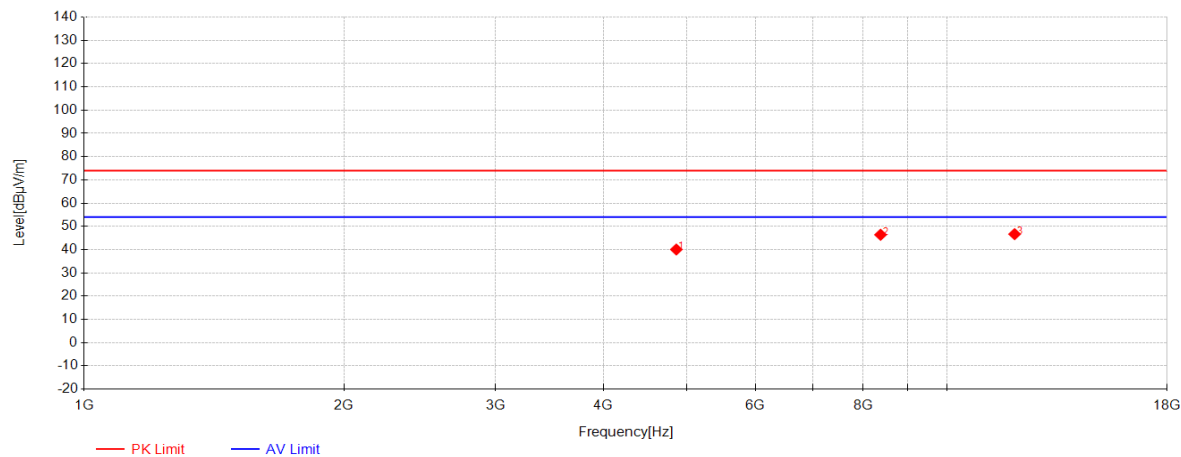
Data List								
NO.	Frequency [MHz]	Reading [dBμV]	AF [dB/m]	Factor [dB]	Level [dBμV/m]	Limit [dBμV/m]	Margin [dB]	Polarity
1	5374	48.55	33.13	-40.90	40.77	74.00	33.23	Vertical
2	8534	44.62	37.37	-35.44	46.55	74.00	27.45	Vertical
3	10870.5	39.52	38.34	-30.66	47.20	74.00	26.80	Vertical



SGS-CSTC Standards Technical Services (Suzhou) Co., Ltd.

Report No.: SUCR250400033703
Rev.: 01
Page: 77 of 82

802.11n40_Channel 03



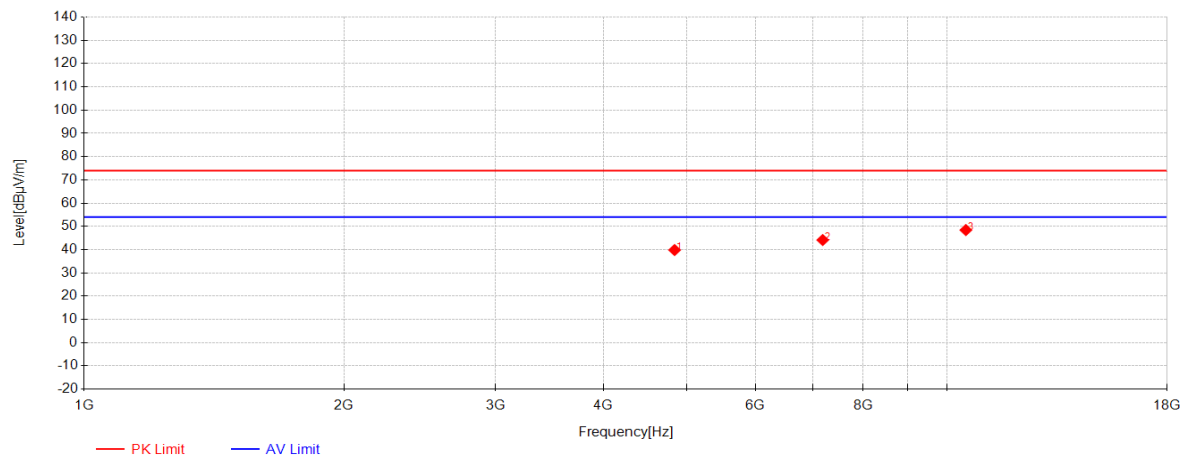
Data List								
NO.	Frequency [MHz]	Reading [dBμV]	AF [dB/m]	Factor [dB]	Level [dBμV/m]	Limit [dBμV/m]	Margin [dB]	Polarity
1	4858	48.50	32.89	-41.33	40.06	74.00	33.94	Horizontal
2	8379.5	44.77	37.29	-35.66	46.40	74.00	27.60	Horizontal
3	11983	37.91	38.40	-29.64	46.67	74.00	27.33	Horizontal



SGS-CSTC Standards Technical Services (Suzhou) Co., Ltd.

Report No.: SUCR250400033703
Rev.: 01
Page: 78 of 82

802.11n40_Channel 03



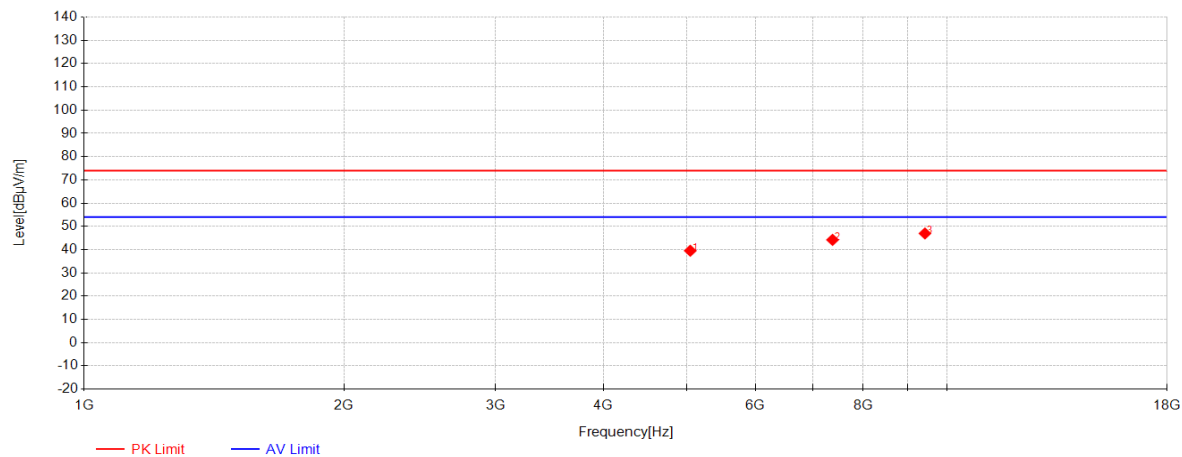
Data List								
NO.	Frequency [MHz]	Reading [dBμV]	AF [dB/m]	Factor [dB]	Level [dBμV/m]	Limit [dBμV/m]	Margin [dB]	Polarity
1	4835.5	48.38	32.84	-41.39	39.82	74.00	34.18	Vertical
2	7180.5	46.01	36.22	-38.07	44.15	74.00	29.85	Vertical
3	10522	41.47	38.16	-31.21	48.43	74.00	25.57	Vertical



SGS-CSTC Standards Technical Services (Suzhou) Co., Ltd.

Report No.: SUCR250400033703
Rev.: 01
Page: 79 of 82

802.11n40_Channel 06



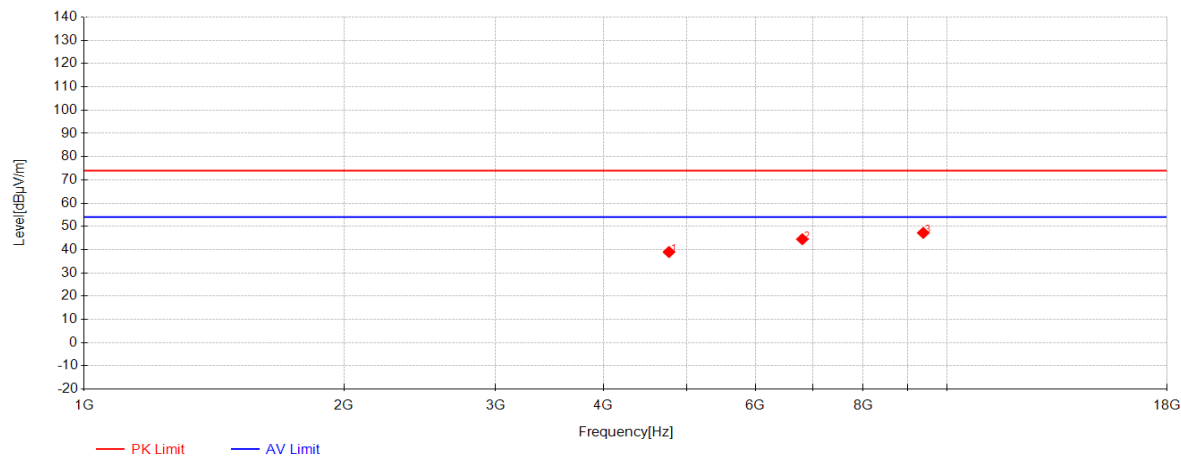
Data List								
NO.	Frequency [MHz]	Reading [dBμV]	AF [dB/m]	Factor [dB]	Level [dBμV/m]	Limit [dBμV/m]	Margin [dB]	Polarity
1	5042	47.73	33.19	-41.39	39.53	74.00	34.47	Horizontal
2	7372	45.51	36.45	-37.74	44.21	74.00	29.79	Horizontal
3	9433	43.01	37.73	-33.79	46.95	74.00	27.05	Horizontal



SGS-CSTC Standards Technical Services (Suzhou) Co., Ltd.

Report No.: SUCR250400033703
Rev.: 01
Page: 80 of 82

802.11n40_Channel 06



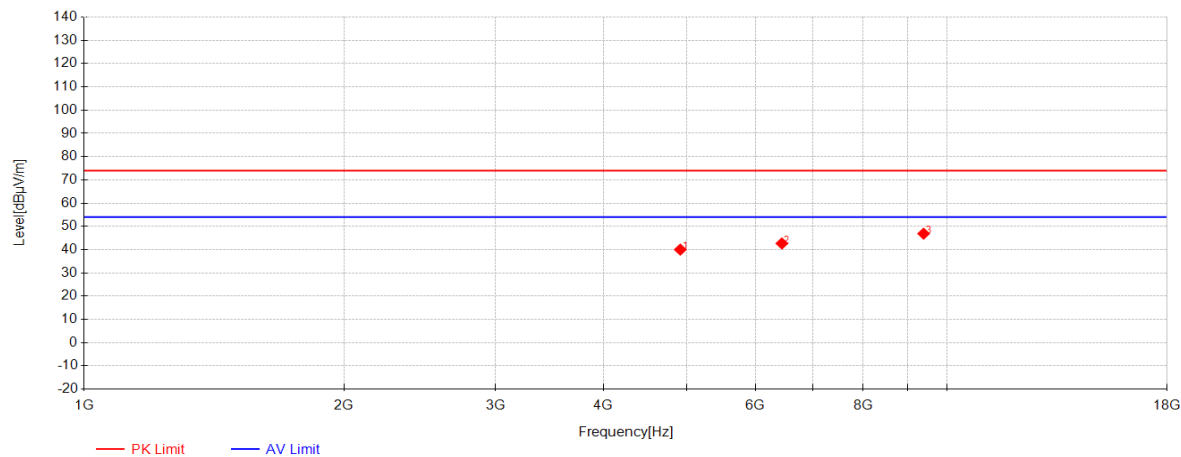
Data List								
NO.	Frequency [MHz]	Reading [dBμV]	AF [dB/m]	Factor [dB]	Level [dBμV/m]	Limit [dBμV/m]	Margin [dB]	Polarity
1	4764	47.79	32.68	-41.50	38.97	74.00	35.03	Vertical
2	6800	47.02	35.92	-38.46	44.48	74.00	29.52	Vertical
3	9390.5	43.28	37.72	-33.79	47.21	74.00	26.79	Vertical



SGS-CSTC Standards Technical Services (Suzhou) Co., Ltd.

Report No.: SUCR250400033703
Rev.: 01
Page: 81 of 82

802.11n40_Channel 09



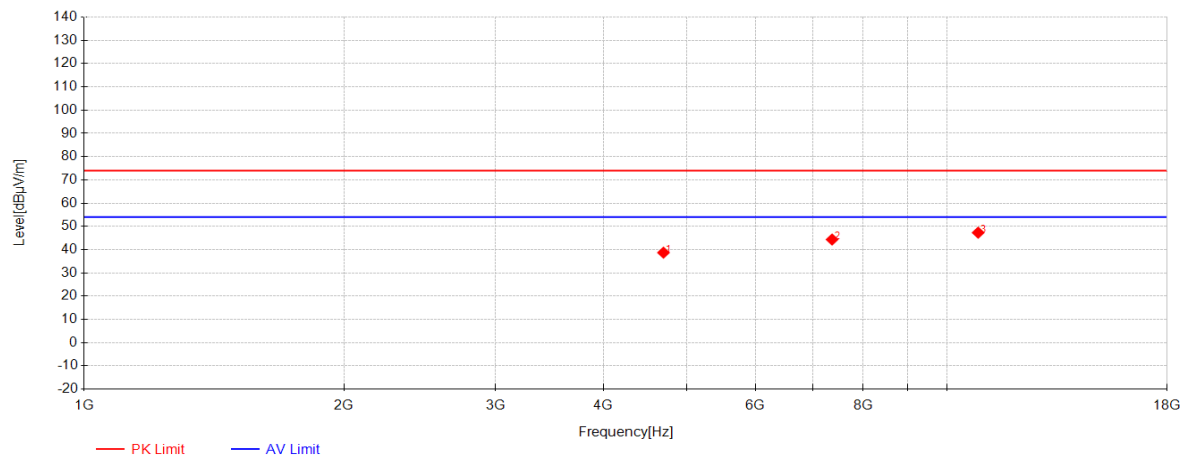
Data List								
NO.	Frequency [MHz]	Reading [dBμV]	AF [dB/m]	Factor [dB]	Level [dBμV/m]	Limit [dBμV/m]	Margin [dB]	Polarity
1	4909.5	48.24	33.00	-41.23	40.02	74.00	33.98	Horizontal
2	6439	46.17	35.68	-39.19	42.66	74.00	31.34	Horizontal
3	9399.5	42.90	37.72	-33.75	46.87	74.00	27.13	Horizontal



SGS-CSTC Standards Technical Services (Suzhou) Co., Ltd.

Report No.: SUCR250400033703
Rev.: 01
Page: 82 of 82

802.11n40_Channel 09



Data List								
NO.	Frequency [MHz]	Reading [dBμV]	AF [dB/m]	Factor [dB]	Level [dBμV/m]	Limit [dBμV/m]	Margin [dB]	Polarity
1	4694	47.68	32.53	-41.52	38.69	74.00	35.31	Vertical
2	7362	45.60	36.43	-37.69	44.35	74.00	29.65	Vertical
3	10872.5	39.62	38.34	-30.66	47.30	74.00	26.70	Vertical

---End of Report---