

## EXHIBIT C - TEST SETUP PHOTOGRAPHS


---

*Test model:*

### Conducted Emissions - Front Side



### Conducted Emissions - Left Side



**Radiated Emissions Front Side (Below 1 GHz)**



**Radiated Emissions Rear Side (Below 1 GHz)**








*Test mode2:*

### **Conducted Emissions - Front Side**



### **Conducted Emissions - Left Side**



**Radiated Emissions Front Side (Below 1 GHz)**



**Radiated Emissions Rear Side (Below 1 GHz)**



**Radiated Emissions Rear Side (1 GHz to 18 GHz)**



**Radiated Emissions Rear Side (18 GHz to 30 GHz)**



*Test mode3:*

### **Conducted Emissions - Front Side**



### **Conducted Emissions - Left Side**





**Radiated Emissions Front Side (Below 1 GHz)**




**Radiated Emissions Rear Side (Below 1 GHz)**





### **Radiated Emissions Rear Side (1 GHz to 18 GHz)**



### **Radiated Emissions Rear Side (18 GHz to 30 GHz)**

