

## EXHIBIT C - TEST SETUP PHOTOGRAPHS


---

Test mode 1:


**Conducted Emissions-Front View**




**Conducted Emissions-Side View**




**Radiated Emissions-Front View (Below 1 GHz)**




**Radiated Emissions-Rear View (Below 1 GHz)**



### Radiated Emissions (1-18 GHz)



### Radiated Emissions (18-30 GHz)




Test mode 2:


### Conducted Emissions-Front View




### Conducted Emissions-Side View




**Radiated Emissions-Front View (Below 1 GHz)**




**Radiated Emissions-Rear View (Below 1 GHz)**



### **Radiated Emissions (1-18 GHz)**



### **Radiated Emissions (18-30 GHz)**




Test mode 3:


### Conducted Emissions-Front View




### Conducted Emissions-Side View




**Radiated Emissions-Front View (Below 1 GHz)**



**Radiated Emissions-Rear View (Below 1 GHz)**



### **Radiated Emissions (1-18 GHz)**



### **Radiated Emissions (18-30 GHz)**

