



## Compliance Certification Services (Kunshan) Inc.

CCSEM-TRF-001 Rev. 02 Sep 01, 2023

Report No.: KSCR230900174504

Page: 1 of 427

# TEST REPORT

**Application No.:** KSCR2309001745AT  
**FCC ID:** 2AH25-T1721  
**IC:** 22621-T1721  
**Applicant:** Shanghai Sunmi Technology Co.,Ltd.  
**Address of Applicant:** Room 505, No.388, Song Hu Road, Yang Pu District, Shanghai, China  
**Manufacturer:** Shanghai Sunmi Technology Co.,Ltd.  
**Address of Manufacturer:** Room 505, No.388, Song Hu Road, Yang Pu District, Shanghai, China  
**Equipment Under Test (EUT):**  
**EUT Name:** POS System  
**Model No.:** T1721  
**Trade Mark:** SUNMI  
**Standard(s) :** 47 CFR Part 15, Subpart E 15.407  
RSS-247 Issue 2, February 2017  
RSS-Gen Issue 5 Amendment 2 (February 2021)  
**Date of Receipt:** 2023-09-26  
**Date of Test:** 2023-11-01 to 2023-11-15  
**Date of Issue:** 2023-11-16

<b>Test Result:</b>	<b>Pass*</b>
---------------------	--------------

\* In the configuration tested, the EUT complied with the standards specified above.

This document is issued by the Company subject to its General Conditions of Service printed overleaf, available on request or accessible at <http://www.sgs.com/en/Terms-and-Conditions.aspx> and, for electronic format documents, subject to Terms and Conditions for Electronic Documents at <http://www.sgs.com/en/Terms-and-Conditions/Terms-e-Document.aspx>. Attention is drawn to the limitation of liability, indemnification and jurisdiction issues defined therein.

Any holder of this document is advised that information contained hereon reflects the Company's findings at the time of its intervention only and within the limits of Client's instructions, if any. The Company's sole responsibility is to its Client and this document does not exonerate parties to a transaction from exercising all their rights and obligations under the transaction documents. This document cannot be reproduced except in full, without prior written approval of the Company. Any unauthorized alteration, forgery or falsification of the content or appearance of this document is unlawful and offenders may be prosecuted to the fullest extent of the law. Unless otherwise stated the results shown in this test report refer only to the sample(s) tested and such sample(s) are retained for 30 days only.



# Compliance Certification Services (Kunshan) Inc.

CCSEM-TRF-001 Rev. 02 Sep 01, 2023

Report No.: KSCR230900174504

Page: 2 of 427

<i>Revision Record</i>			
<i>Version</i>	<i>Description</i>	<i>Date</i>	<i>Remark</i>
00	Original	2023-11-16	/

<b>Authorized for issue by:</b>			
<b>Tested By</b>		<i>Damon Zhou</i>	
		_____	
		Damon_Zhou/Project Engineer	
<b>Approved By</b>		<i>Terry Hou</i>	
		_____	
		Terry Hou /Reviewer	



## Compliance Certification Services (Kunshan) Inc.

CCSEM-TRF-001 Rev. 02 Sep 01, 2023

Report No.: KSCR230900174504

Page: 3 of 427

## 2 Test Summary

Radio Spectrum Technical Requirement				
Item	FCC Requirement	IC Requirement	Method	Result
Antenna Requirement	47 CFR Part 15, Subpart C 15.203	RSS-Gen Clause 6.8	N/A	Customer Declaration
Transmission in the Absence of Data	47 CFR Part 15, Subpart E 15.407 (c)	RSS-247 Section 6.4(a)	N/A	Pass

N/A: Not applicable

Radio Spectrum Matter Part				
Item	FCC Requirement	IC Requirement	Method	Result
Conducted Emissions at AC Power Line (150kHz-30MHz)	47 CFR Part 15, Subpart C 15.207 & Subpart E 15.407 b(6)	RSS-Gen Section 8.8	ANSI C63.10 (2013) Section 6.2	Pass
99% Bandwidth	N/A	RSS-Gen Section 6.7	ANSI C63.10 Section 6.9.3	Pass
26dB Emission bandwidth	47 CFR Part 15, Subpart E 15.407 (a)	RSS-247 Section 6.2.1(1)	KDB 789033 D02 II C 1	Pass
Minimum 6 dB bandwidth (5.725-5.85 GHz band )	47 CFR Part 15, Subpart E 15.407 (e)	RSS-247 Section 6.2.4	KDB 789033 D02 II C 2	Pass
Maximum Conducted output power	47 CFR Part 15, Subpart E 15.407 (a)	RSS-247 Section 6.2.1&6.2.2&6.2.3&6.2.4	KDB 789033 D02 II E	Pass
Peak Power spectrum density	47 CFR Part 15, Subpart E 15.407 (a)	RSS-247 Section 6.2.1&6.2.2&6.2.3&6.2.4	KDB 789033 D02 II F	Pass
Radiated Emissions	47 CFR Part 15, Subpart C 15.209 & 15.407(b)	RSS-247 Section 3.3 & RSS-Gen Section 8.9	KDB 789033 D02 II G	Pass
Radiated Emissions which fall in the restricted bands	47 CFR Part 15, Subpart C 15.209 & Subpart E 15.407(b)	RSS-247 Section 3.3 & RSS-Gen Section 8.9	KDB 789033 D02 II G	Pass
Frequency Stability	47 CFR Part 15, Subpart E 15.407 (g)	RSS-Gen Section 8.11	ANSI C63.10 (2013) Section 6.8& RSS-Gen Section 6.11	Pass
Channel Move Time	47 CFR Part 15, Subpart E 15.407	RSS-247	KDB 905462 D02 Section 7.8.3	Pass
Channel Closing Transmission Time	47 CFR Part 15, Subpart E 15.407	RSS-247	KDB 905462 D02 Section 7.8.3	Pass
Non-occupancy period	47 CFR Part 15, Subpart E 15.407	RSS-247	KDB 905462 D02 Section 7.8.3	Pass

### 3 Contents

	Page
<b>1 COVER PAGE.....</b>	<b>1</b>
<b>2 Test Summary.....</b>	<b>3</b>
<b>3 Contents.....</b>	<b>4</b>
<b>4 General Information.....</b>	<b>5</b>
4.1 Details of E.U.T.....	5
4.2 Power level setting using in test:.....	5
4.3 Description of Support Units.....	6
4.4 Measurement Uncertainty.....	7
4.5 Test Location.....	8
4.6 Test Facility.....	8
4.7 Deviation from Standards.....	8
4.8 Abnormalities from Standard Conditions.....	8
<b>5 Equipment List.....</b>	<b>9</b>
<b>6 Radio Spectrum Technical Requirement.....</b>	<b>10</b>
6.1 Antenna Requirement.....	10
6.2 Transmission in the Absence of Data.....	11
<b>7 Radio Spectrum Matter Test Results.....</b>	<b>12</b>
7.1 Conducted Emissions at AC Power Line (150kHz-30MHz).....	12
7.2 Duty Cycle.....	16
7.3 99% Bandwidth.....	18
7.4 26dB Emission bandwidth.....	20
7.5 Minimum 6 dB bandwidth (5.725-5.85 GHz band ).....	22
7.6 Maximum Conducted output power.....	23
7.7 Peak Power spectrum density.....	25
7.8 Radiated Emissions (Above 1GHz).....	27
7.9 Radiated Emissions which fall in the restricted bands.....	148
7.10 Frequency Stability.....	223
7.11 Non-occupancy period.....	224
7.12 Channel Move Time.....	227
7.13 Channel Closing Transmission Time.....	230
7.14 Radiated Emissions (Below 1GHz).....	233
<b>8 Test Setup Photo.....</b>	<b>237</b>
<b>9 EUT Constructional Details (EUT Photos).....</b>	<b>237</b>
<b>10 Appendix.....</b>	<b>238</b>

## 4 General Information

### 4.1 Details of E.U.T.

Power supply:	Adapter Model: CYZS36-240150 Input: 100-240V~50/60Hz 1.5A Output: 24V 1.5A 36W Battery Model: LKPA Nominal Voltage: 7.2Vdc Limited Charge Voltage: 8.4V Rated Capacity: 2500mAh,18.0Wh Nominal Capacity: 2600mAh,18.72Wh
Operation Frequency/Number of channels (20MHz):	U-NII-1: 5180-5240MHz (4 Channels); U-NII-2A: 5260-5320MHz (4 Channels); U-NII-2C: 5500-5700MHz (11 Channels); U-NII-3: 5745-5825MHz (5 Channels)
Operation Frequency/Number of channels/(40MHz):	U-NII-1: 5190-5230MHz (2 Channels); U-NII-2A: 5270-5310MHz (2 Channels); U-NII-2C: 5510-5670MHz (5 Channels); U-NII-3: 5755-5795MHz (2 Channels)
Operation Frequency/Number of channels (80MHz):	U-NII-1: 5210MHz (1 Channel); U-NII-2A: 5290MHz (1 Channels); U-NII-2C: 5530-5610MHz (2 Channels); U-NII-3: 5775MHz (1 Channel)
Modulation Type:	802.11a: OFDM (64QAM, 16QAM, QPSK, BPSK); 802.11n: OFDM (BPSK, QPSK, 16QAM, 64QAM); 802.11ac: OFDM (BPSK, QPSK, 16QAM, 64QAM, 256QAM)
Channel Spacing:	802.11a/n/ac20: 20MHz; 802.11n/ac40: 40MHz; 802.11ac80: 80MHz
DFS Function:	Slave without Radar detection
Antenna Type:	PIFA Antenna
Antenna Gain:	U-NII-1:1.98dBi, U-NII-2A:2.07dBi, U-NII-2C:2.08dBi, U-NII-3:2.12dBi (Provided by the manufacturer)
Serial Number:	DE06D38140087
Firmware version:	D3mini_IO_V2.0

### 4.2 Power level setting using in test:

Channel	802.11a	802.11n(HT20)	802.11ac(VHT20)
	Ant 1	Ant 1	Ant 1
36	15.00	14.50	12.50
40	15.00	14.50	13.00
48	15.00	14.50	12.50
52	15.00	14.50	12.50
60	15.00	14.50	12.50
64	15.00	13.50	12.50
100	14.50	13.50	12.00
116	14.50	14.00	12.50
140	13.00	12.00	11.50
149	12.50	11.50	10.00

## Compliance Certification Services (Kunshan) Inc.

CCSEM-TRF-001 Rev. 02 Sep 01, 2023

Report No.: KSCR230900174504

Page: 6 of 427

157	12.50	11.50	10.50
165	12.50	11.50	10.50
Channel	802.11n(HT40)	802.11ac(VHT40)	
	Ant 1	Ant 1	
38	13.00	11.50	
46	12.50	11.00	
54	12.50	11.50	
62	12.50	11.50	
102	12.00	11.00	
110	12.50	11.50	
134	12.00	11.00	
151	10.00	9.00	
159	11.00	10.00	
Channel	802.11ac(VHT80)		
	Ant 1		
42	10.00		
58	10.00		
106	10.00		
122	10.50		
155	10.50		

### 4.3 Description of Support Units

Description	Manufacturer	Model No.	Serial No.
Notebook	Lenovo	/	/

**4.4 Measurement Uncertainty**

No.	Item	Measurement Uncertainty
1	Radio Frequency	8.4 x 10 <sup>-8</sup>
2	Timeout	2s
3	Duty Cycle	0.37%
4	Occupied Bandwidth	3%
5	RF Conducted Power	0.6dB
6	RF Power Density	2.9dB
7	Conducted Spurious Emissions	0.75dB
8	RF Radiated Power	5.2dB (Below 1GHz)
		5.9dB (Above 1GHz)
9	Radiated Spurious Emission Test	4.2dB (Below 30MHz)
		4.5dB (30MHz-1GHz)
		5.1dB (1GHz-18GHz)
		5.4dB (Above 18GHz)
10	Temperature Test	1°C
11	Humidity Test	3%
12	Supply Voltages	1.5%
13	Time	3%

Note: The measurement uncertainty represents an expanded uncertainty expressed at approximately the 95% confidence level using a coverage factor of k=2.

#### **4.5 Test Location**

All tests were performed at:

Compliance Certification Services (Kunshan) Inc.

No.10 Weiye Rd, Innovation park, Eco&Tec, Development Zone, Kunshan City, Jiangsu, China.

Tel: +86 512 5735 5888 Fax: +86 512 5737 0818

No tests were sub-contracted.

Note:

1. SGS is not responsible for wrong test results due to incorrect information (e.g., max. internal working frequency, antenna gain, cable loss, etc) is provided by the applicant. (If applicable).
2. SGS is not responsible for the authenticity, integrity and the validity of the conclusion based on results of the data provided by applicant. (If applicable).
3. Sample source: sent by customer.

#### **4.6 Test Facility**

The test facility is recognized, certified, or accredited by the following organizations:

• **A2LA**

Compliance Certification Services (Kunshan) Inc. is accredited by the American Association for Laboratory Accreditation (A2LA). Certificate No. 2541.01.

• **FCC**

Compliance Certification Services (Kunshan) Inc. has been recognized as an accredited testing laboratory. Designation Number: CN1172.

• **ISED**

Compliance Certification Services (Kunshan) Inc. has been recognized by Innovation, Science and Economic Development Canada (ISED) as an accredited testing laboratory. Company Number: 2324E

• **VCCI**

The 3m and 10m Semi-anechoic chamber and Shielded Room of Compliance Certification Services (Kunshan) Inc. has been registered in accordance with the Regulations for Voluntary Control Measures with Registration No.: R-20134, R-11600, C-11707, T-11499, G-10216 respectively.

#### **4.7 Deviation from Standards**

None

#### **4.8 Abnormalities from Standard Conditions**

None





# Compliance Certification Services (Kunshan) Inc.

CCSEM-TRF-001 Rev. 02 Sep 01, 2023

Report No.: KSCR230900174504

Page: 9 of 427

## 5 Equipment List

Item	Equipment	Manufacturer	Model	Inventory No	Cal Date	Cal. Due Date
<b>Conducted Emission at Mains Terminals (150kHz-30MHz)</b>						
1	EMI Test Receive	R&S	ESCI	KS301101	02/03/2023	02/02/2024
2	LISN	R&S	ENV216	KS301197	01/17/2023	01/16/2024
3	LISN	Schwarzbeck	NNLK 8129	KS301091	01/17/2023	01/16/2024
4	Pulse Limiter	R&S	ESH3-Z2	KUS1902E001	01/17/2023	01/16/2024
5	CE test Cable	Thermax	/	CZ301102	01/17/2023	01/16/2024
6	Test Software	Farad	EZ-EMC	/	N.C.R	N.C.R
<b>RF Conducted Test</b>						
1	Spectrum Analyzer	Keysight	N9020A	KUS1911E004-2	08/24/2023	08/23/2024
2	Spectrum Analyzer	Keysight	N9020A	KUS2001M001-2	08/24/2023	08/23/2024
3	Spectrum Analyzer	Keysight	N9030B	KSEM021-1	02/03/2023	02/02/2024
4	Signal Generator	R&S	SMBV100B	KSEM032	03/16/2023	03/15/2024
5	Signal Generator	R&S	SMW200A	KSEM020-1	08/24/2023	08/23/2024
6	Signal Generator	Agilent	N5182A	KUS2001M001-1	08/24/2023	08/23/2024
7	Radio Communication Test Station	Anritsu	MT8000A	KSEM001-1	08/24/2023	08/23/2024
8	Radio Communication Analyzer	Anritsu	MT8821C	KSEM002-1	03/16/2023	03/15/2024
9	Universal Radio Communication Tester	R&S	CMW500	KUS1911E004-1	08/24/2023	08/23/2024
10	Switcher	CCSRF	FY562	KUS2001M001-3	08/24/2023	08/23/2024
11	AC Power Source	EXTECH	6605	KS301178	N.C.R	N.C.R
12	DC Power Supply	Agilent	E3632A	KS301180	N.C.R	N.C.R
13	Conducted Test Cable	Thermax	RF01-RF04	CZ301111-CZ301120	02/03/2023	02/02/2024
14	Temp. / Humidity Chamber	TERCHY	MHK-120AK	KS301190	08/24/2023	08/23/2024
15	Temperature & Humidity Recorder	Renke Control	RS-WS-N01-6J	KSEM024-5	03/22/2023	03/21/2024
16	Software	BST	TST-PASS	/	N/A	N/A
<b>RF Radiated Test</b>						
1	Spectrum Analyzer	R&S	FSV40	KUS1806E003	08/24/2023	08/23/2024
2	Universal Radio Communication Tester	R&S	CMW500	KSEM009-1	03/16/2023	03/15/2024
3	Signal Generator	Agilent	E8257C	KS301066	08/24/2023	08/23/2024
4	Loop Antenna	COM-POWER	AL-130R	KUS1806E001	03/18/2023	03/17/2025
5	Bilog Antenna	TESEQ	CBL 6112D	KUS1806E005	06/29/2023	06/28/2025
6	Bilog Antenna	SCHWARZBECK	VULB9160	CZ301016	04/13/2021	04/12/2024
7	Horn-antenna(1-18GHz)	Schwarzbeck	BBHA9120D	KS301079	08/24/2023	08/23/2024
8	Horn-antenna(1-18GHz)	ETS-LINDGREN	3117	KS301186	02/21/2023	02/20/2024
9	Horn Antenna(18-40GHz)	Schwarzbeck	BBHA9170	CZ301058	02/26/2023	02/25/2024
10	Amplifier(30MHz~18GHz)	PANSHAN TECHNOLOGY	LNA:1~18G	KSEM010-1	01/17/2023	01/16/2024
11	Amplifier(18~40GHz)	COM-POWER	PAM-840A	KUS1710E001	01/21/2023	01/20/2024
12	RE Test Cable	REBES MICROWAVE	/	CZ301097	08/24/2023	08/23/2024
13	Temperature & Humidity Recorder	Renke Control	RS-WS-N01-6J	KSEM024-4	03/22/2023	03/21/2024
14	Software	Faratronic	EZ EMC-v 3A1	/	N/A	N/A

## **6 Radio Spectrum Technical Requirement**

### **6.1 Antenna Requirement**

#### **6.1.1 Test Requirement:**

47 CFR Part 15, Subpart C 15.203

#### **6.1.2 Conclusion**

Standard Requirement:

An intentional radiator shall be designed to ensure that no antenna other than that furnished by the responsible party shall be used with the device. The use of a antenna that uses a unique coupling to the intentional radiator, the manufacturer may design the unit permanently attached antenna or of an so that a broken antenna can be replaced by the user, but the use of a standard antenna jack or electrical connector is prohibited.

EUT Antenna:

The antenna is PIFA antenna and no consideration of replacement. The best case gain of the U-NII-1:1.98dBi, U-NII-2A:2.07dBi, U-NII-2C:2.08dBi, U-NII-3: 2.12dBi.

Antenna location: Refer to internal photo.



## Compliance Certification Services (Kunshan) Inc.

CCSEM-TRF-001 Rev. 02 Sep 01, 2023

Report No.: KSCR230900174504

Page: 11 of 427

### 6.2 Transmission in the Absence of Data

#### 6.2.1 Test Requirement:

47 CFR Part 15, Subpart E 15.407 (c)

#### 6.2.2 Conclusion

Conclusion

Standard Requirement:

The device shall automatically discontinue transmission in case of either absence of information to transmit or operational failure. These provisions are not intended to preclude the transmission of control or signalling information or the use of repetitive codes used by certain digital technologies to complete frame or burst intervals.

Applicants shall include in their application for equipment authorization a description of how this requirement is met.

EUT Details:

WIFI chip support automatically discontinue transmission in case of either absence of information to transmit or operational failure, if the chip detect absence of information to transmit or operational failure, it will be automatically shut off.

## 7 Radio Spectrum Matter Test Results

### 7.1 Conducted Emissions at AC Power Line (150kHz-30MHz)

Test Requirement 47 CFR Part 15, Subpart C 15.207 & Subpart E 15.407 b(9)

Test Method: ANSI C63.10 (2013) Section 6.2

Limit:

Frequency of emission(MHz)	Conducted limit(dB $\mu$ V)	
	Quasi-peak	Average
0.15-0.5	66 to 56*	56 to 46*
0.5-5	56	46
5-30	60	50

\*Decreases with the logarithm of the frequency.

#### 7.1.1 E.U.T. Operation

Operating Environment:

Temperature: 23.2 °C

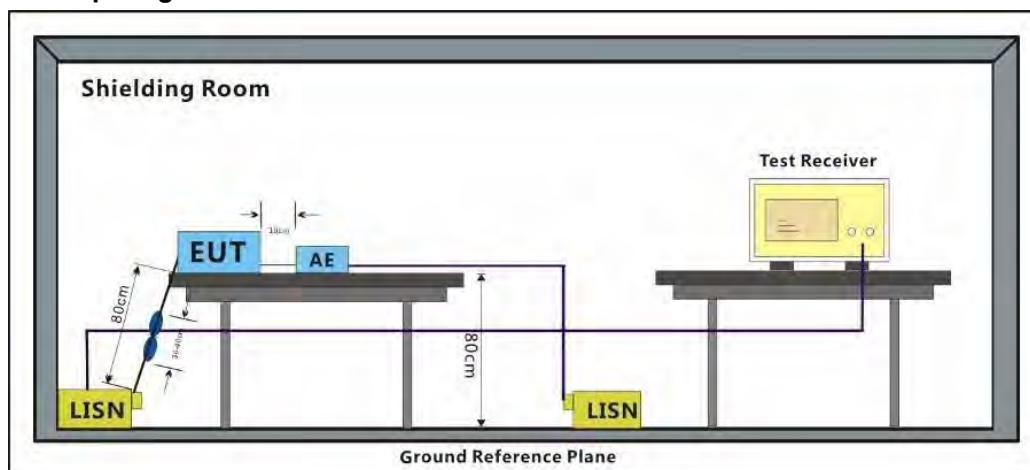
Humidity: 52.4 % RH

Atmospheric Pressure: 1010 mbar

#### 7.1.2 Test Mode Description

Pre-scan / Final test	Mode Code	Description
Final test	05	TX mode (U-NII-1)_Keep the EUT in continuously transmitting mode with all modulation types. All data rates for each modulation type have been tested and found the data rate @ 6Mbps is the worst case of IEEE 802.11a; data rate @ MCS0 is the worst case of IEEE 802.11n/ac 20/40/80, Only the data of worst case is recorded in the report.

#### 7.1.3 Test Setup Diagram



**7.1.4 Measurement Procedure and Data**

- 1) The mains terminal disturbance voltage test was conducted in a shielded room.
- 2) The EUT was connected to AC power source through a LISN 1 (Line Impedance Stabilization Network) which provides a 50ohm/50μH + 5ohm linear impedance. The power cables of all other units of the EUT were connected to a second LISN 2, which was bonded to the ground reference plane in the same way as the LISN 1 for the unit being measured. A multiple socket outlet strip was used to connect multiple power cables to a single LISN provided the rating of the LISN was not exceeded.
- 3) The tabletop EUT was placed upon a non-metallic table 0.8m above the ground reference plane. And for floor-standing arrangement, the EUT was placed on the horizontal ground reference plane,
- 4) The test was performed with a vertical ground reference plane. The rear of the EUT shall be 0.4 m from the vertical ground reference plane. The vertical ground reference plane was bonded to the horizontal ground reference plane. The LISN 1 was placed 0.8 m from the boundary of the unit under test and bonded to a ground reference plane for LISNs mounted on top of the ground reference plane. This distance was between the closest points of the LISN 1 and the EUT. All other units of the EUT and associated equipment was at least 0.8 m from the LISN 2.
- 5) In order to find the maximum emission, the relative positions of equipment and all of the interface cables must be changed according to ANSI C63.10 on conducted measurement.

Remark: Level=Read Level+ Cable Loss+ LISN Factor

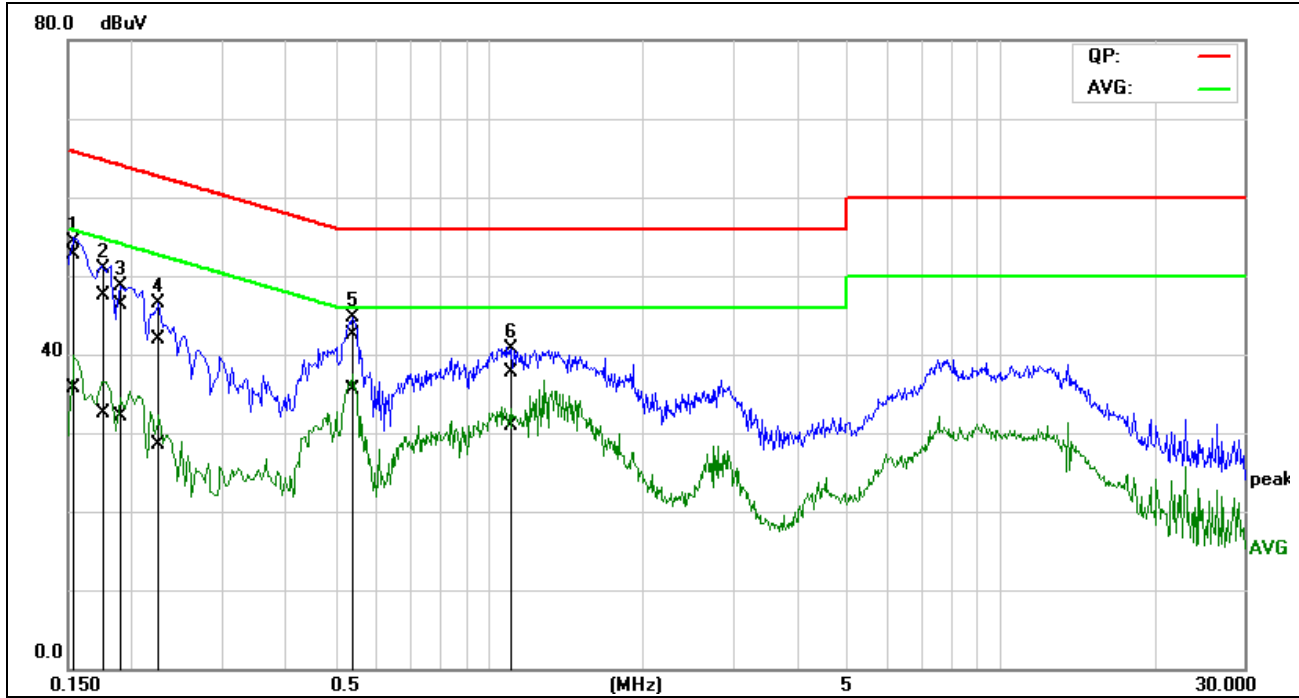
# Compliance Certification Services (Kunshan) Inc.

CCSEM-TRF-001 Rev. 02 Sep 01, 2023

Report No.: KSCR230900174504

Page: 14 of 427

Test Mode: 05; Line: Live line



No.	Frequency (MHz)	QuasiPeak reading (dBuV)	Average reading (dBuV)	Correction factor (dB)	QuasiPeak result (dBuV)	Average result (dBuV)	QuasiPeak limit (dBuV)	Average limit (dBuV)	QuasiPeak margin (dB)	Average margin (dB)	Remark
1	0.1516	32.46	15.48	20.19	52.65	35.67	65.91	55.91	-13.26	-20.24	Pass
2	0.1778	27.36	12.42	20.10	47.46	32.52	64.59	54.59	-17.13	-22.07	Pass
3	0.1890	26.20	12.07	20.06	46.26	32.13	64.08	54.08	-17.82	-21.95	Pass
4	0.2256	21.88	8.43	20.03	41.91	28.46	62.61	52.61	-20.70	-24.15	Pass
5*	0.5332	22.38	15.48	20.03	42.41	35.51	56.00	46.00	-13.59	-10.49	Pass
6	1.1110	17.70	11.05	19.93	37.63	30.98	56.00	46.00	-18.37	-15.02	Pass

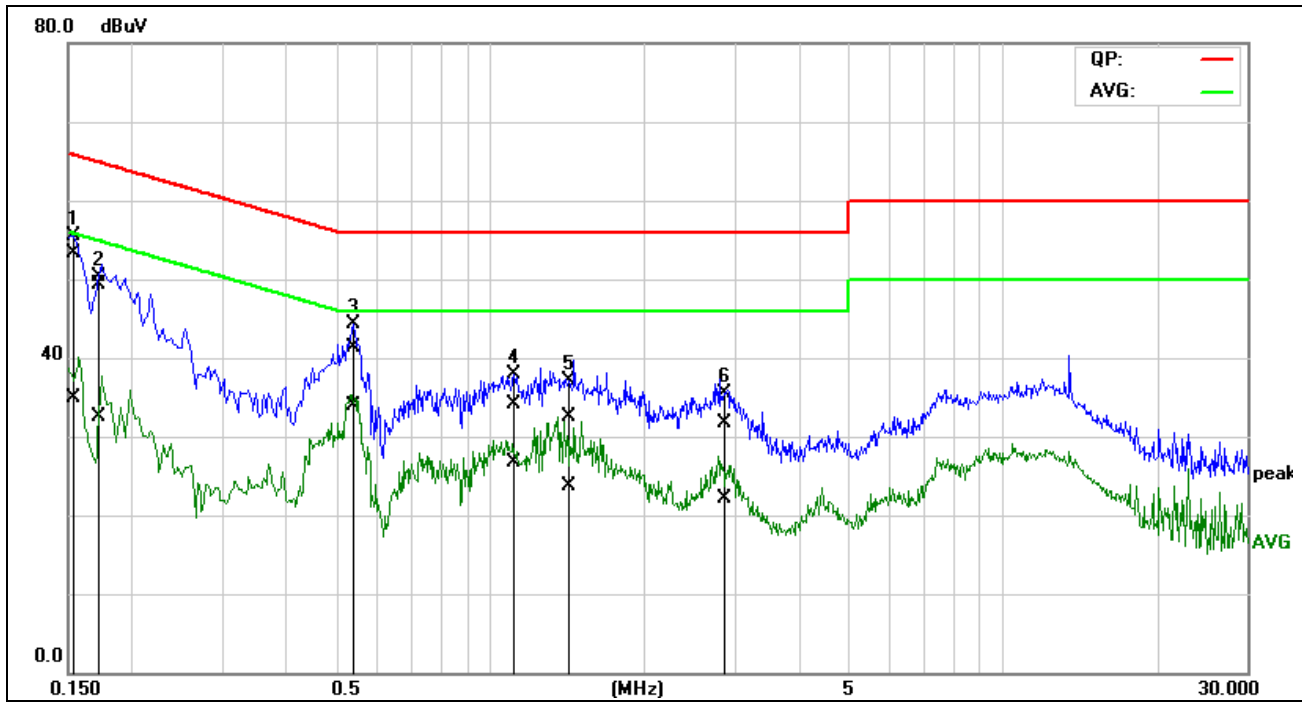
# Compliance Certification Services (Kunshan) Inc.

CCSEM-TRF-001 Rev. 02 Sep 01, 2023

Report No.: KSCR230900174504

Page: 15 of 427

Test Mode: 05; Line: Neutral Line



No.	Frequency (MHz)	QuasiPeak reading (dBuV)	Average reading (dBuV)	Correction factor (dB)	QuasiPeak result (dBuV)	Average result (dBuV)	QuasiPeak limit (dBuV)	Average limit (dBuV)	QuasiPeak margin (dB)	Average margin (dB)	Remark
1	0.1500	33.05	14.67	20.25	53.30	34.92	66.00	56.00	-12.70	-21.08	Pass
2	0.1697	29.05	12.29	20.21	49.26	32.50	64.98	54.98	-15.72	-22.48	Pass
3*	0.5414	21.22	13.91	20.03	41.25	33.94	56.00	46.00	-14.75	-12.06	Pass
4	1.1046	14.10	6.74	20.00	34.10	26.74	56.00	46.00	-21.90	-19.26	Pass
5	1.4272	12.44	3.72	20.01	32.45	23.73	56.00	46.00	-23.55	-22.27	Pass
6	2.8352	11.63	2.13	20.00	31.63	22.13	56.00	46.00	-24.37	-23.87	Pass

**7.2 Duty Cycle**

Test Requirement KDB 789033 D02 II B 1  
 Test Method: KDB 789033 II B 1

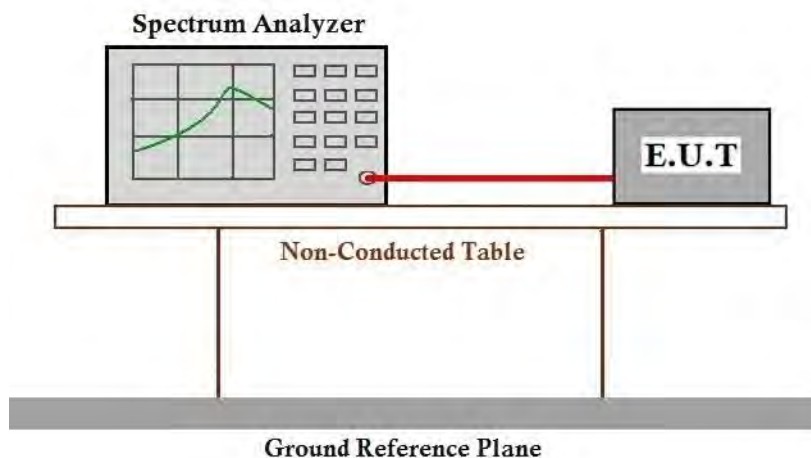
**7.2.1 E.U.T. Operation**

Operating Environment:  
 Temperature: 23.2 °C Humidity: 52.6 % RH Atmospheric Pressure: 1010 mbar

**7.2.2 Test Mode Description**

Pre-scan / Final test	Mode Code	Description
Final test	05	TX mode (U-NII-1)_Keep the EUT in continuously transmitting mode with all modulation types. All data rates for each modulation type have been tested and found the data rate @ 6Mbps is the worst case of IEEE 802.11a; data rate @ MCS0 is the worst case of IEEE 802.11n/ac 20/40/80, Only the data of worst case is recorded in the report.
Final test	06	TX mode (U-NII-2A) _Keep the EUT in continuously transmitting mode with all modulation types. All data rates for each modulation type have been tested and found the data rate @ 6Mbps is the worst case of IEEE 802.11a; data rate @ MCS0 is the worst case of IEEE 802.11n/ac 20/40/80, Only the data of worst case is recorded in the report.
Final test	07	TX mode (U-NII-2C) _Keep the EUT in continuously transmitting mode with all modulation types. All data rates for each modulation type have been tested and found the data rate @ 6Mbps is the worst case of IEEE 802.11a; data rate @ MCS0 is the worst case of IEEE 802.11n/ac 20/40/80, Only the data of worst case is recorded in the report.
Final test	08	TX mode (U-NII-3) _Keep the EUT in continuously transmitting mode with all modulation types. All data rates for each modulation type have been tested and found the data rate @ 6Mbps is the worst case of IEEE 802.11a; data rate @ MCS0 is the worst case of IEEE 802.11n/ac 20/40/80, Only the data of worst case is recorded in the report.

**7.2.3 Test Setup Diagram**







## **Compliance Certification Services (Kunshan) Inc.**

CCSEM-TRF-001 Rev. 02 Sep 01, 2023

Report No.: KSCR230900174504

Page: 17 of 427

### **7.2.4 Measurement Procedure and Data**

Please Refer to Appendix for Details

**7.3 99% Bandwidth**

Test Requirement N/A  
 Test Method: KDB 789033 II D

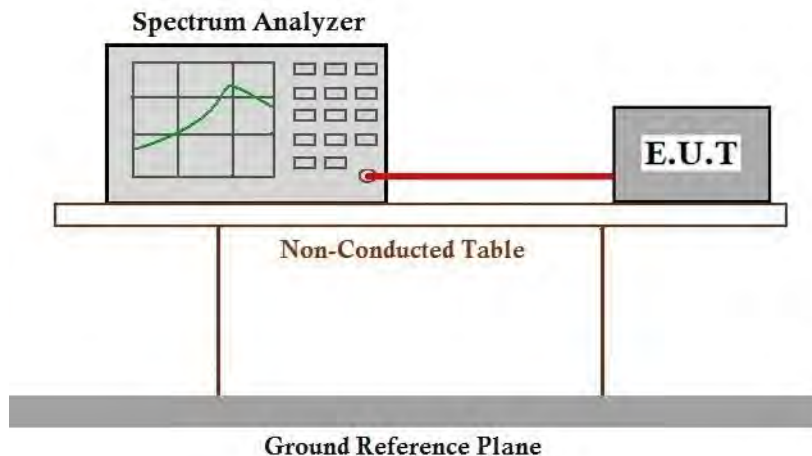
**7.3.1 E.U.T. Operation**

Operating Environment:  
 Temperature: 23.2 °C Humidity: 52.3 % RH Atmospheric Pressure: 1010 mbar

**7.3.2 Test Mode Description**

Pre-scan / Final test	Mode Code	Description
Final test	05	TX mode (U-NII-1)_Keep the EUT in continuously transmitting mode with all modulation types. All data rates for each modulation type have been tested and found the data rate @ 6Mbps is the worst case of IEEE 802.11a; data rate @ MCS0 is the worst case of IEEE 802.11n/ac 20/40/80, Only the data of worst case is recorded in the report.
Final test	06	TX mode (U-NII-2A) _Keep the EUT in continuously transmitting mode with all modulation types. All data rates for each modulation type have been tested and found the data rate @ 6Mbps is the worst case of IEEE 802.11a; data rate @ MCS0 is the worst case of IEEE 802.11n/ac 20/40/80, Only the data of worst case is recorded in the report.
Final test	07	TX mode (U-NII-2C) _Keep the EUT in continuously transmitting mode with all modulation types. All data rates for each modulation type have been tested and found the data rate @ 6Mbps is the worst case of IEEE 802.11a; data rate @ MCS0 is the worst case of IEEE 802.11n/ac 20/40/80, Only the data of worst case is recorded in the report.
Final test	08	TX mode (U-NII-3) _Keep the EUT in continuously transmitting mode with all modulation types. All data rates for each modulation type have been tested and found the data rate @ 6Mbps is the worst case of IEEE 802.11a; data rate @ MCS0 is the worst case of IEEE 802.11n/ac 20/40/80, Only the data of worst case is recorded in the report.

**7.3.3 Test Setup Diagram**





## **Compliance Certification Services (Kunshan) Inc.**

CCSEM-TRF-001 Rev. 02 Sep 01, 2023

Report No.: KSCR230900174504

Page: 19 of 427

### **7.3.4 Measurement Procedure and Data**

Please Refer to Appendix for Details

**7.4 26dB Emission bandwidth**

Test Requirement 47 CFR Part 15, Subpart E 15.407 (a)  
 Test Method: KDB 789033 D02 II C 1

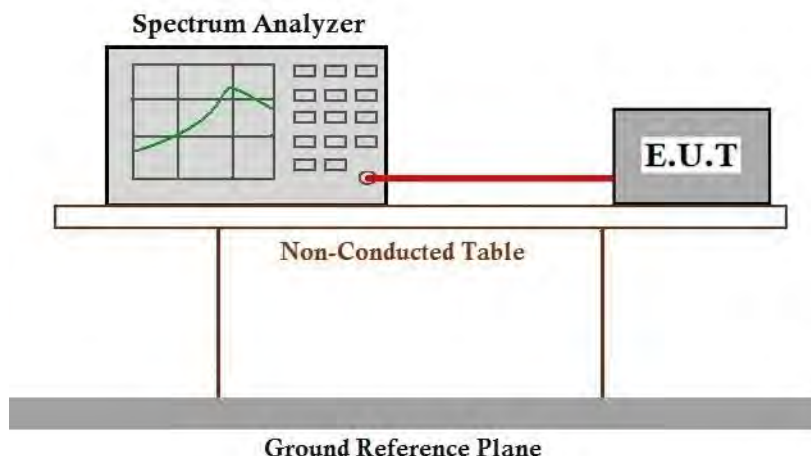
**7.4.1 E.U.T. Operation**

Operating Environment:  
 Temperature: 23.2 °C Humidity: 50.8 % RH Atmospheric Pressure: 1010 mbar

**7.4.2 Test Mode Description**

Pre-scan / Final test	Mode Code	Description
Final test	05	TX mode (U-NII-1)_Keep the EUT in continuously transmitting mode with all modulation types. All data rates for each modulation type have been tested and found the data rate @ 6Mbps is the worst case of IEEE 802.11a; data rate @ MCS0 is the worst case of IEEE 802.11n/ac 20/40/80, Only the data of worst case is recorded in the report.
Final test	06	TX mode (U-NII-2A) _Keep the EUT in continuously transmitting mode with all modulation types. All data rates for each modulation type have been tested and found the data rate @ 6Mbps is the worst case of IEEE 802.11a; data rate @ MCS0 is the worst case of IEEE 802.11n/ac 20/40/80, Only the data of worst case is recorded in the report.
Final test	07	TX mode (U-NII-2C) _Keep the EUT in continuously transmitting mode with all modulation types. All data rates for each modulation type have been tested and found the data rate @ 6Mbps is the worst case of IEEE 802.11a; data rate @ MCS0 is the worst case of IEEE 802.11n/ac 20/40/80, Only the data of worst case is recorded in the report.
Final test	08	TX mode (U-NII-3) _Keep the EUT in continuously transmitting mode with all modulation types. All data rates for each modulation type have been tested and found the data rate @ 6Mbps is the worst case of IEEE 802.11a; data rate @ MCS0 is the worst case of IEEE 802.11n/ac 20/40/80, Only the data of worst case is recorded in the report.

**7.4.3 Test Setup Diagram**





## **Compliance Certification Services (Kunshan) Inc.**

CCSEM-TRF-001 Rev. 02 Sep 01, 2023

Report No.: KSCR230900174504

Page: 21 of 427

### **7.4.4 Measurement Procedure and Data**

Please Refer to Appendix for Details

# Compliance Certification Services (Kunshan) Inc.

CCSEM-TRF-001 Rev. 02 Sep 01, 2023

Report No.: KSCR230900174504

Page: 22 of 427

## 7.5 Minimum 6 dB bandwidth (5.725-5.85 GHz band )

Test Requirement 47 CFR Part 15, Subpart E 15.407 (e)

Test Method: KDB 789033 D02 II C 2

Limit:

Frequency band(MHz)	Limit
5725-5850	≥500 kHz

### 7.5.1 E.U.T. Operation

Operating Environment:

Temperature: 23.2 °C

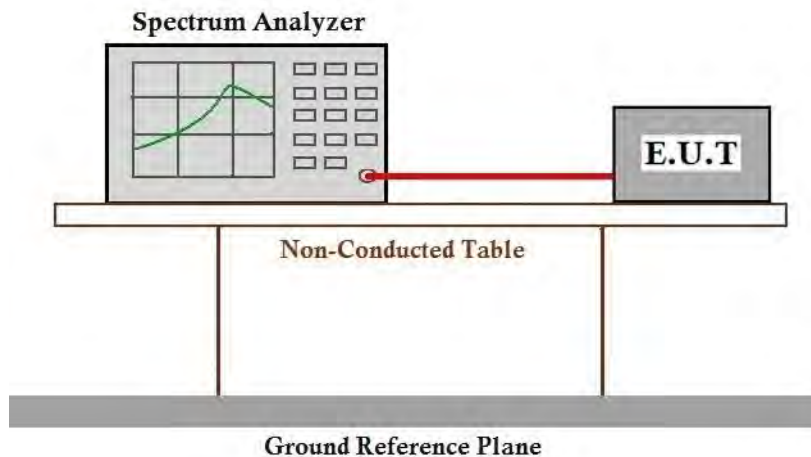
Humidity: 50.6 % RH

Atmospheric Pressure: 1010 mbar

### 7.5.2 Test Mode Description

Pre-scan / Final test	Mode Code	Description
Final test	08	TX mode (U-NII-3) _Keep the EUT in continuously transmitting mode with all modulation types. All data rates for each modulation type have been tested and found the data rate @ 6Mbps is the worst case of IEEE 802.11a; data rate @ MCS0 is the worst case of IEEE 802.11n/ac 20/40/80, Only the data of worst case is recorded in the report.

### 7.5.3 Test Setup Diagram



### 7.5.4 Measurement Procedure and Data

Please Refer to Appendix for Details

**7.6 Maximum Conducted output power**

Test Requirement 47 CFR Part 15, Subpart E 15.407 (a)

Test Method: KDB 789033 D02 II E

Limit:

Frequency band(MHz)	Limit
5150-5250	≤1W(30dBm) for master device
	≤250mW(24dBm) for client device
5250-5350	≤250mW(24dBm) or 11dBm+10logB*
5470-5725	≤250mW(24dBm) or 11dBm+10logB*
5725-5850	≤1W(30dBm)
Remark:	* Where B is the 26dB emission bandwidth in MHz. The maximum conducted output power must be measured over any interval of continuous transmission using instrumentation calibrated in terms of an rms-equivalent voltage.

**7.6.1 E.U.T. Operation**

Operating Environment:

Temperature: 23.2 °C

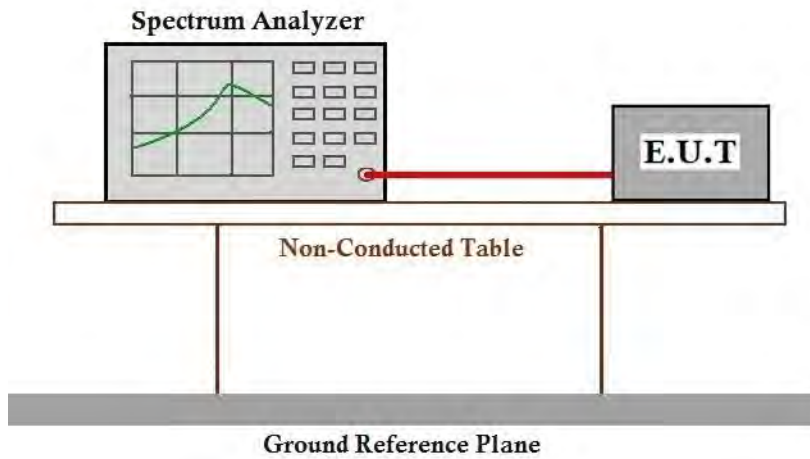
Humidity: 50.6 % RH

Atmospheric Pressure: 1010 mbar

**7.6.2 Test Mode Description**

Pre-scan / Final test	Mode Code	Description
Final test	05	TX mode (U-NII-1)_Keep the EUT in continuously transmitting mode with all modulation types. All data rates for each modulation type have been tested and found the data rate @ 6Mbps is the worst case of IEEE 802.11a; data rate @ MCS0 is the worst case of IEEE 802.11n/ac 20/40/80, Only the data of worst case is recorded in the report.
Final test	06	TX mode (U-NII-2A) _Keep the EUT in continuously transmitting mode with all modulation types. All data rates for each modulation type have been tested and found the data rate @ 6Mbps is the worst case of IEEE 802.11a; data rate @ MCS0 is the worst case of IEEE 802.11n/ac 20/40/80, Only the data of worst case is recorded in the report.
Final test	07	TX mode (U-NII-2C) _Keep the EUT in continuously transmitting mode with all modulation types. All data rates for each modulation type have been tested and found the data rate @ 6Mbps is the worst case of IEEE 802.11a; data rate @ MCS0 is the worst case of IEEE 802.11n/ac 20/40/80, Only the data of worst case is recorded in the report.
Final test	08	TX mode (U-NII-3) _Keep the EUT in continuously transmitting mode with all modulation types. All data rates for each modulation type have been tested and found the data rate @ 6Mbps is the worst case of IEEE 802.11a; data rate @ MCS0 is the worst case of IEEE 802.11n/ac 20/40/80, Only the data of worst case is recorded in the report.

### 7.6.3 Test Setup Diagram



### 7.6.4 Measurement Procedure and Data

Note: Since the verify power the same operating range bandwidth and smaller power can be covered by the higher power.

Please Refer to Appendix for Details



## Compliance Certification Services (Kunshan) Inc.

CCSEM-TRF-001 Rev. 02 Sep 01, 2023

Report No.: KSCR230900174504

Page: 25 of 427

### 7.7 Peak Power spectrum density

Test Requirement 47 CFR Part 15, Subpart E 15.407 (a)

Test Method: KDB 789033 D02 II F

Limit:

Frequency band(MHz)	Limit
5150-5250	≤17dBm in 1MHz for master device
	≤11dBm in 1MHz for client device
5250-5350	≤11dBm in 1MHz for client device
5470-5725	≤11dBm in 1MHz for client device
5725-5850	≤30dBm in 500 kHz
Remark:	The maximum power spectral density is measured as a conducted emission by direct connection of a calibrated test instrument to the equipment under test.

#### 7.7.1 E.U.T. Operation

Operating Environment:

Temperature: 23.2 °C

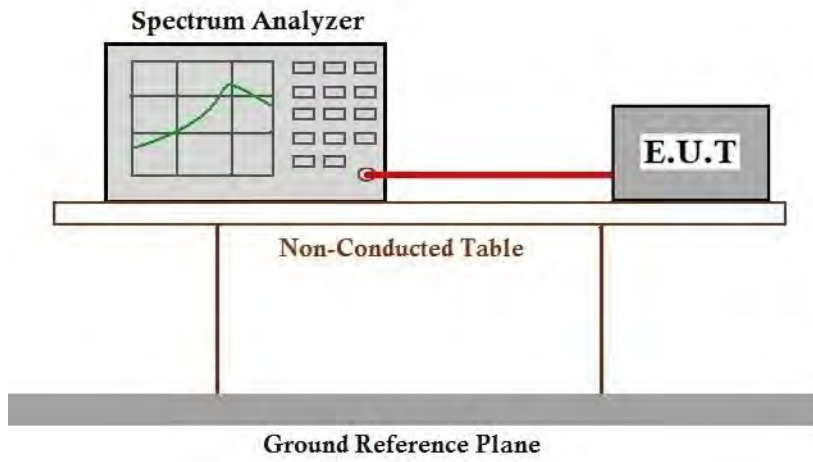
Humidity: 50.6 % RH

Atmospheric Pressure: 1010 mbar

#### 7.7.2 Test Mode Description

Pre-scan / Final test	Mode Code	Description
Final test	05	TX mode (U-NII-1)_Keep the EUT in continuously transmitting mode with all modulation types. All data rates for each modulation type have been tested and found the data rate @ 6Mbps is the worst case of IEEE 802.11a; data rate @ MCS0 is the worst case of IEEE 802.11n/ac 20/40/80, Only the data of worst case is recorded in the report.
Final test	06	TX mode (U-NII-2A) _Keep the EUT in continuously transmitting mode with all modulation types. All data rates for each modulation type have been tested and found the data rate @ 6Mbps is the worst case of IEEE 802.11a; data rate @ MCS0 is the worst case of IEEE 802.11n/ac 20/40/80, Only the data of worst case is recorded in the report.
Final test	07	TX mode (U-NII-2C) _Keep the EUT in continuously transmitting mode with all modulation types. All data rates for each modulation type have been tested and found the data rate @ 6Mbps is the worst case of IEEE 802.11a; data rate @ MCS0 is the worst case of IEEE 802.11n/ac 20/40/80, Only the data of worst case is recorded in the report.
Final test	08	TX mode (U-NII-3) _Keep the EUT in continuously transmitting mode with all modulation types. All data rates for each modulation type have been tested and found the data rate @ 6Mbps is the worst case of IEEE 802.11a; data rate @ MCS0 is the worst case of IEEE 802.11n/ac 20/40/80, Only the data of worst case is recorded in the report.

### 7.7.3 Test Setup Diagram



### 7.7.4 Measurement Procedure and Data

Please Refer to Appendix for Details

# Compliance Certification Services (Kunshan) Inc.

CCSEM-TRF-001 Rev. 02 Sep 01, 2023

Report No.: KSCR230900174504

Page: 27 of 427

## 7.8 Radiated Emissions (Above 1GHz)

Test Requirement 47 CFR Part 15, Subpart C 15.209 & Subpart E 15.407(b)

Test Method: KDB 789033 D02 II G

Limit:

Frequency(MHz)	Field strength(microvolts/meter)	Measurement distance(meters)
Above 1GHz	500	3
<p>*(1) For transmitters operating in the 5.15-5.25 GHz band: All emissions outside of the 5.15-5.35 GHz band shall not exceed an e.i.r.p. of -27 dBm/MHz.</p> <p>(2) For transmitters operating in the 5.25-5.35 GHz band: All emissions outside of the 5.15-5.35 GHz band shall not exceed an e.i.r.p. of -27 dBm/MHz.</p> <p>(3) For transmitters operating in the 5.47-5.725 GHz band: All emissions outside of the 5.47-5.725 GHz band shall not exceed an e.i.r.p. of -27 dBm/MHz.</p> <p>(4) For transmitters operating in the 5.725-5.85 GHz band:</p> <p>(i) All emissions shall be limited to a level of -27 dBm/MHz at 75 MHz or more above or below the band edge increasing linearly to 10 dBm/MHz at 25 MHz above or below the band edge, and from 25 MHz above or below the band edge increasing linearly to a level of 15.6 dBm/MHz at 5 MHz above or below the band edge, and from 5 MHz above or below the band edge increasing linearly to a level of 27 dBm/MHz at the band edge.</p> <p>Remark: The emission limits shown in the above table are based on measurements employing a CISPR quasi-peak detector except for the frequency bands 9-90kHz, 110-490kHz and above 1000 MHz. Radiated emission limits in these three bands are based on measurements employing an average detector, the peak field strength of any emission shall not exceed the maximum permitted average limits specified above by more than 20 dB under any condition of modulation.</p>		

### 7.8.1 E.U.T. Operation

Operating Environment:

Temperature: 24.3 °C

Humidity: 50.2 % RH

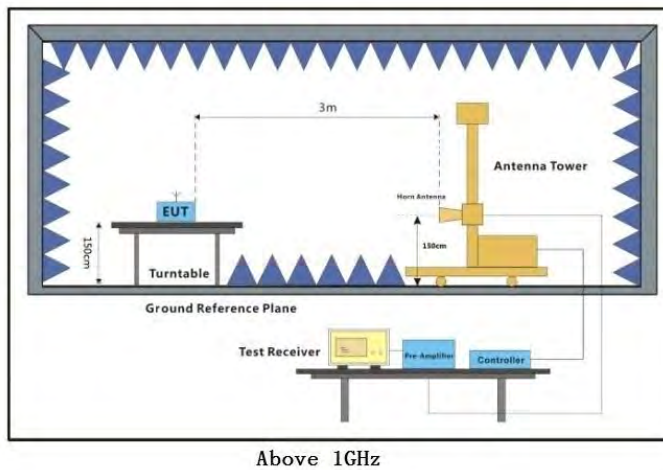
Atmospheric Pressure: 1010 mbar

### 7.8.2 Test Mode Description

Pre-scan / Final test	Mode Code	Description
Final test	05	TX mode (U-NII-1) _Keep the EUT in continuously transmitting mode with all modulation types. All data rates for each modulation type have been tested and found the data rate @ 6Mbps is the worst case of IEEE 802.11a; data rate @ MCS0 is the worst case of IEEE 802.11n/ac 20/40/80, Only the data of worst case is recorded in the report.
Final test	06	TX mode (U-NII-2A) _Keep the EUT in continuously transmitting mode with all modulation types. All data rates for each modulation type have been tested and found the data rate @ 6Mbps is the worst case of IEEE 802.11a; data rate @ MCS0 is the worst case of IEEE 802.11n/ac 20/40/80, Only the data of worst case is recorded in the report.
Final test	07	TX mode (U-NII-2C) _Keep the EUT in continuously transmitting mode with all modulation types. All data rates for each modulation type have been tested and

		found the data rate @ 6Mbps is the worst case of IEEE 802.11a; data rate @ MCS0 is the worst case of IEEE 802.11n/ac 20/40/80, Only the data of worst case is recorded in the report.
Final test	08	TX mode (U-NII-3) _Keep the EUT in continuously transmitting mode with all modulation types. All data rates for each modulation type have been tested and found the data rate @ 6Mbps is the worst case of IEEE 802.11a; data rate @ MCS0 is the worst case of IEEE 802.11n/ac 20/40/80, Only the data of worst case is recorded in the report.

**7.8.3 Test Setup Diagram**



**7.8.4 Measurement Procedure and Data**

- a. For above 1GHz, the EUT was placed on the top of a rotating table 1.5 meters above the ground at a 3 meter fully-anechoic chamber. The table was rotated 360 degrees to determine the position of the highest radiation.
- b. The EUT was set 3 meters away from the interference-receiving antenna, which was mounted on the top of a variable-height antenna tower.
- c. The antenna height is varied from one meter to four meters above the ground to determine the maximum value of the field strength. Both horizontal and vertical polarizations of the antenna are set to make the measurement.
- d. For each suspected emission, the EUT was arranged to its worst case and then the antenna was tuned to heights from 1 meter to 4 meters (for the test frequency of below 30MHz, the antenna was tuned to heights 1 meter) and the rotatable table was turned from 0 degrees to 360 degrees to find the maximum reading.
- e. The test-receiver system was set to Peak Detect Function and Specified Bandwidth with Maximum Hold Mode.
- f. If the emission level of the EUT in peak mode was 10dB lower than the limit specified, then testing could be stopped and the peak values of the EUT would be reported. Otherwise the emissions that did not have 10dB margin would be re-tested one by one using peak or average method as specified and then reported in a data sheet.
- g. Test the EUT in the lowest channel, the middle channel, the Highest channel.
- h. The radiation measurements are performed in X, Y, Z axis positioning for Transmitting mode, and found the X axis positioning which it is the worst case.
- i. Repeat above procedures until all frequencies measured was complete.

Remark:

- 1.  $Level = Read\ Level + Cable\ Loss + Antenna\ Factor - Preamp\ Factor$
- 2. Scan from 18GHz to 40GHz, the disturbance above 18GHz was very low. The points marked on above plots are the highest emissions could be found when testing, so only above points had been displayed. The amplitude of spurious emissions from the radiator which are attenuated more than 20dB below the limit need not be reported.
- 3. As shown in this section, for frequencies above 1GHz, the field strength limits are based on average limits. However, the peak field strength of any emission shall not exceed the maximum permitted average limits specified above by more than 20 dB under any condition of modulation. For the emissions whose peak level is lower than the average limit, only the peak measurement is shown in the report.
- 4. The disturbance above 18GHz were very low and the harmonics were the highest point could be found when testing, so only the above harmonics had been displayed.
- 5. For devices with multiple operating modes, measurements on the middle channel is used to determine the worst-case mode(s). Only the worst case mode with the highest output power and the mode with the highest output power spectral density for each modulation family (e.g., OFDM and direct sequence spread spectrum) is recorded in the test report.

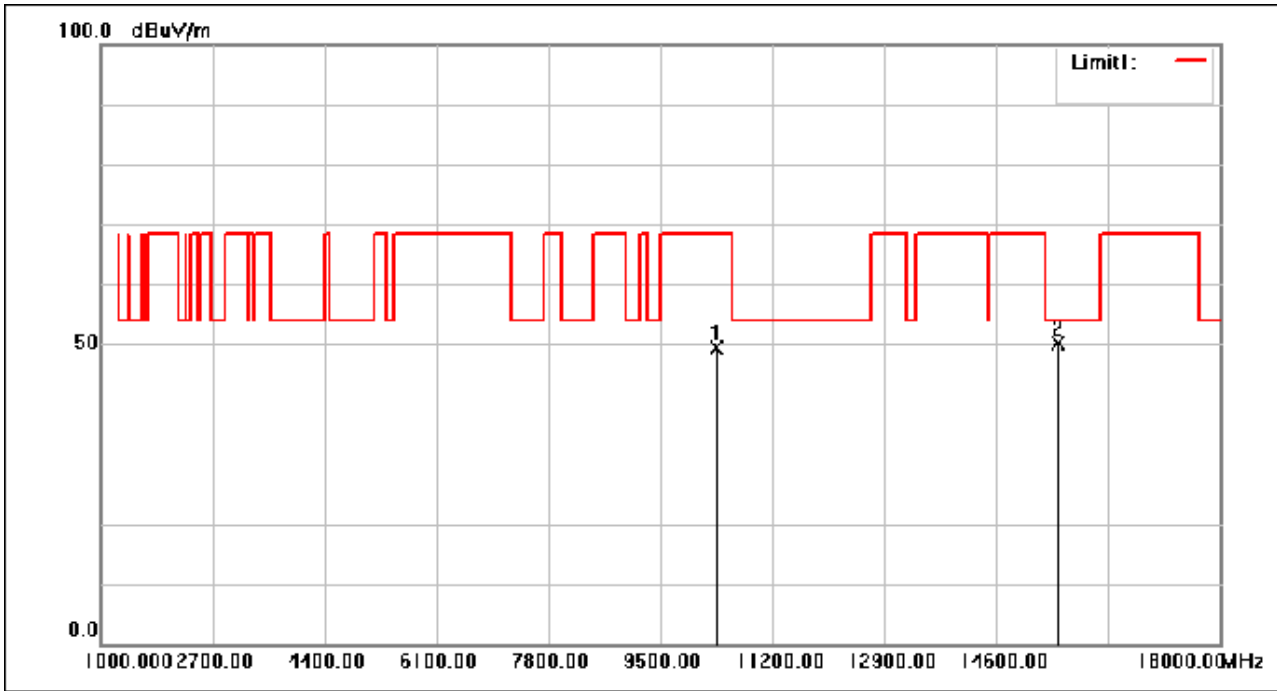
# Compliance Certification Services (Kunshan) Inc.

CCSEM-TRF-001 Rev. 02 Sep 01, 2023

Report No.: KSCR230900174504

Page: 30 of 427

Test Mode: 05; Polarity: Horizontal; Modulation:802.11a; Bandwidth:20MHz; Channel:Low



No.	Frequency (MHz)	Reading (dBuV)	Correction factor(dB/m)	Result (dBuV/m)	Limit (dBuV/m)	Margin (dB)	Remark
1	10360.000	49.32	0.16	49.48	68.30	-18.82	peak
2	15540.000	44.28	5.73	50.01	54.00	-3.99	peak

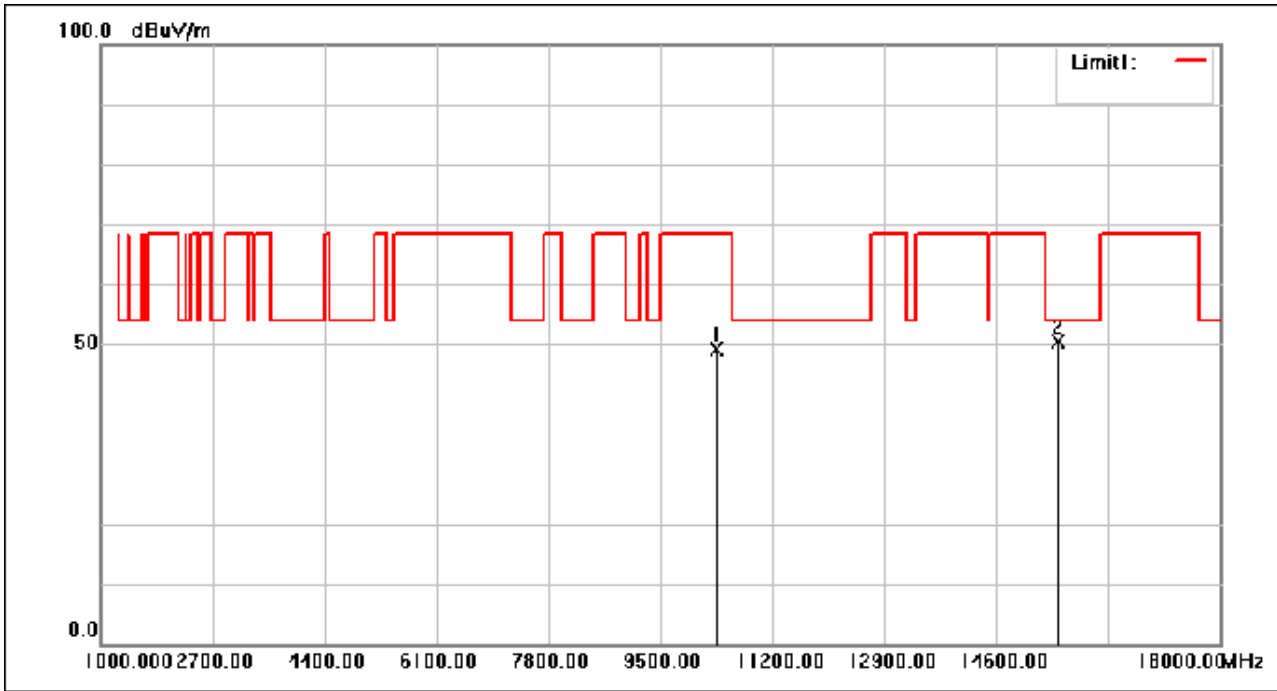
# Compliance Certification Services (Kunshan) Inc.

CCSEM-TRF-001 Rev. 02 Sep 01, 2023

Report No.: KSCR230900174504

Page: 31 of 427

Test Mode: 05; Polarity: Vertical; Modulation:802.11a; Bandwidth:20MHz; Channel:Low



No.	Frequency (MHz)	Reading (dBuV)	Correction factor(dB/m)	Result (dBuV/m)	Limit (dBuV/m)	Margin (dB)	Remark
1	10360.000	48.88	0.16	49.04	68.30	-19.26	peak
2	15540.000	44.53	5.73	50.26	54.00	-3.74	peak

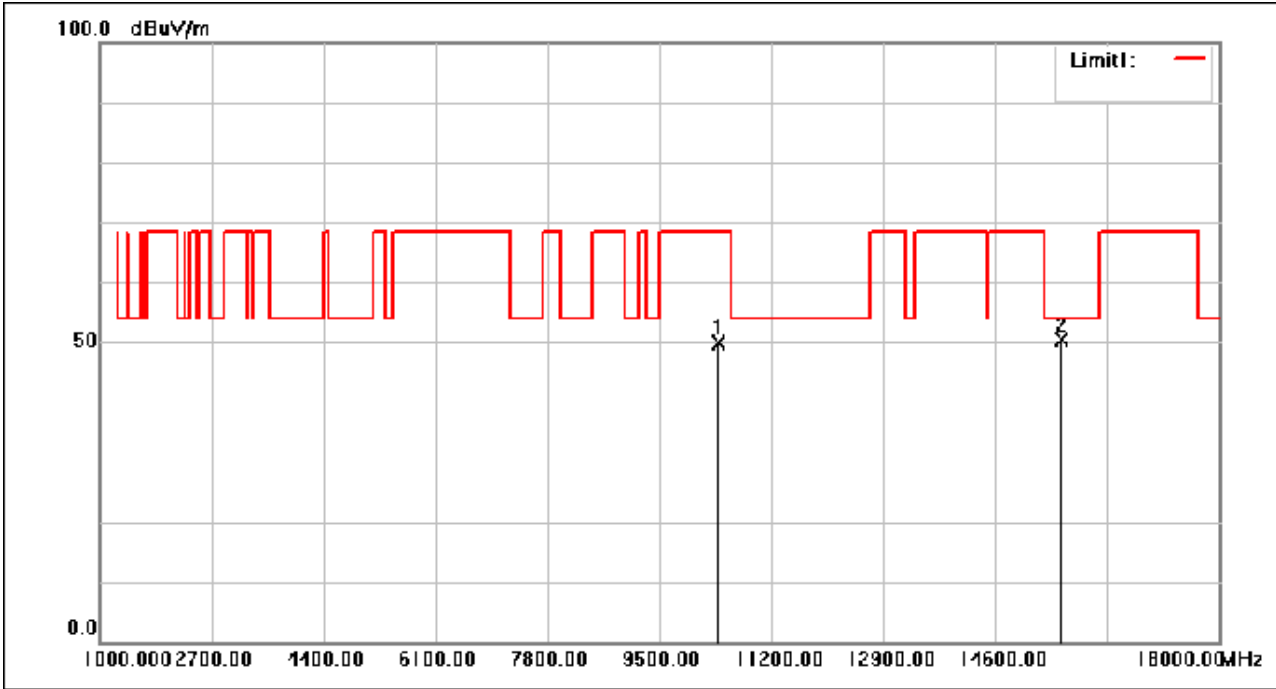
# Compliance Certification Services (Kunshan) Inc.

CCSEM-TRF-001 Rev. 02 Sep 01, 2023

Report No.: KSCR230900174504

Page: 32 of 427

Test Mode: 05; Polarity: Horizontal; Modulation:802.11a; Bandwidth:20MHz; Channel:middle



No.	Frequency (MHz)	Reading (dBuV)	Correction factor(dB/m)	Result (dBuV/m)	Limit (dBuV/m)	Margin (dB)	Remark
1	10400.000	49.68	0.24	49.92	68.30	-18.38	peak
2	15600.000	44.52	5.85	50.37	54.00	-3.63	peak



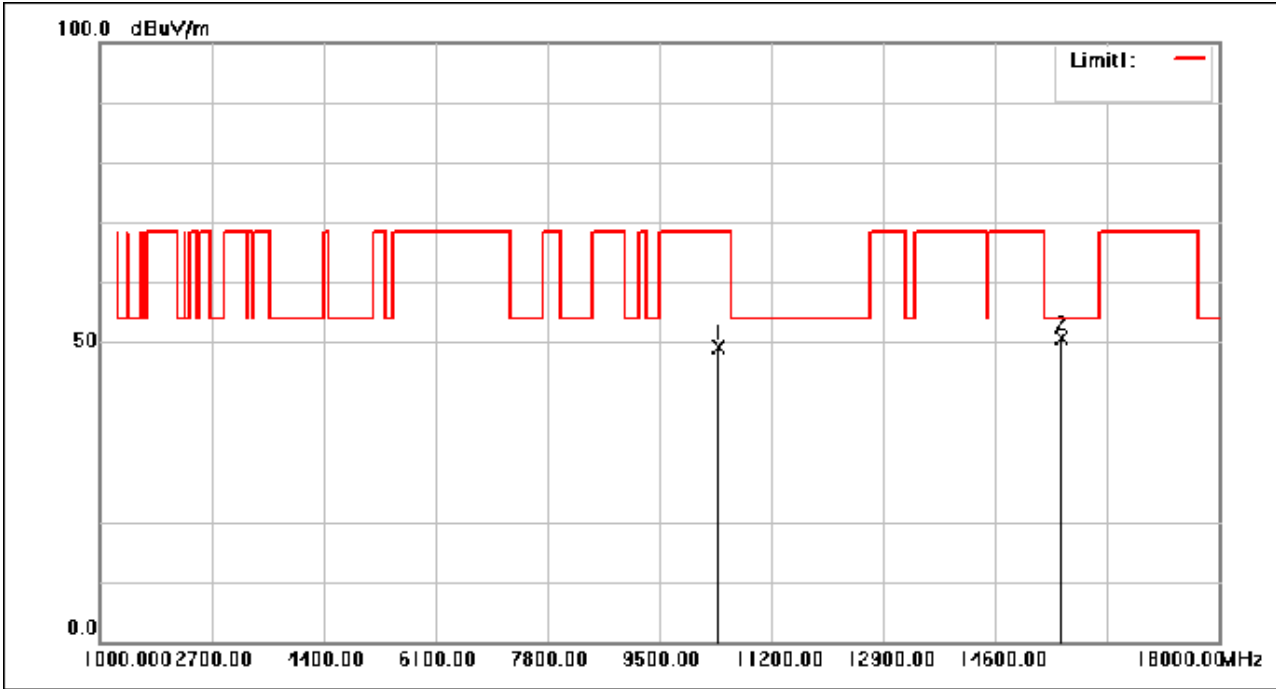
## Compliance Certification Services (Kunshan) Inc.

CCSEM-TRF-001 Rev. 02 Sep 01, 2023

Report No.: KSCR230900174504

Page: 33 of 427

Test Mode: 05; Polarity: Vertical; Modulation:802.11a; Bandwidth:20MHz; Channel:middle



No.	Frequency (MHz)	Reading (dBuV)	Correction factor(dB/m)	Result (dBuV/m)	Limit (dBuV/m)	Margin (dB)	Remark
1	10400.000	48.98	0.24	49.22	68.30	-19.08	peak
2	15600.000	44.85	5.85	50.70	54.00	-3.30	peak

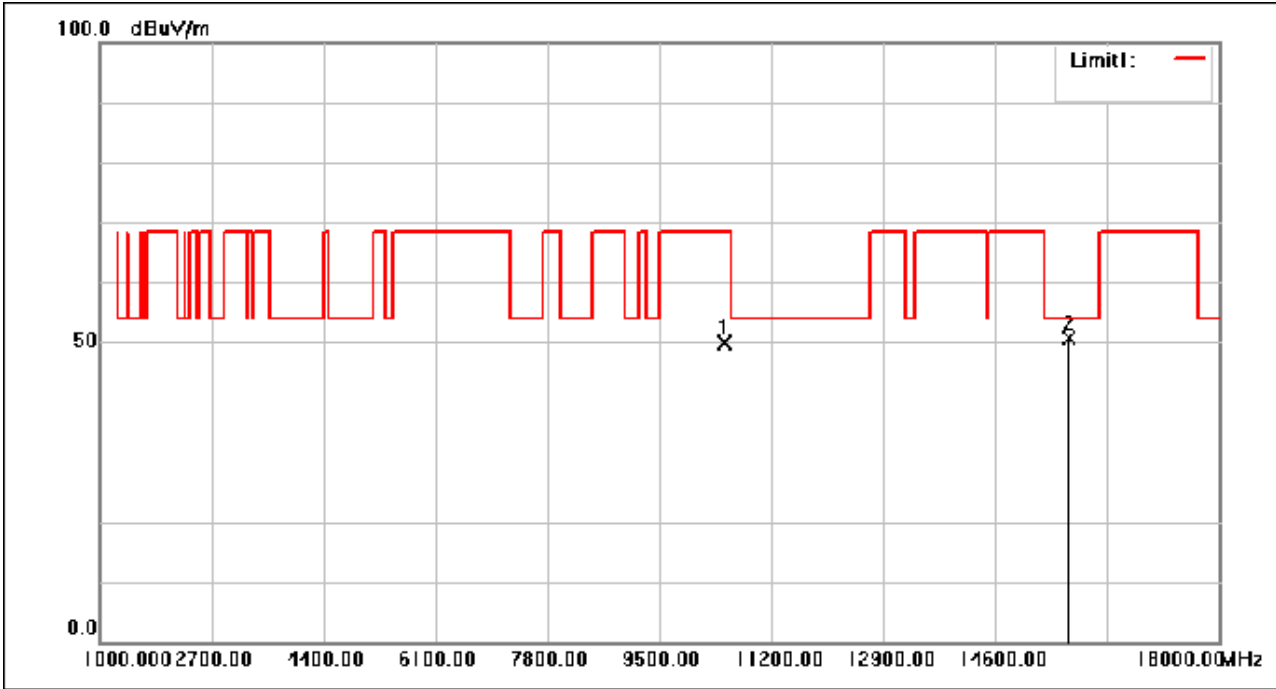
# Compliance Certification Services (Kunshan) Inc.

CCSEM-TRF-001 Rev. 02 Sep 01, 2023

Report No.: KSCR230900174504

Page: 34 of 427

Test Mode: 05; Polarity: Horizontal; Modulation:802.11a; Bandwidth:20MHz; Channel:High



No.	Frequency (MHz)	Reading (dBuV)	Correction factor(dB/m)	Result (dBuV/m)	Limit (dBuV/m)	Margin (dB)	Remark
1	10480.000	49.52	0.40	49.92	68.30	-18.38	peak
2	15720.000	44.41	6.10	50.51	54.00	-3.49	peak

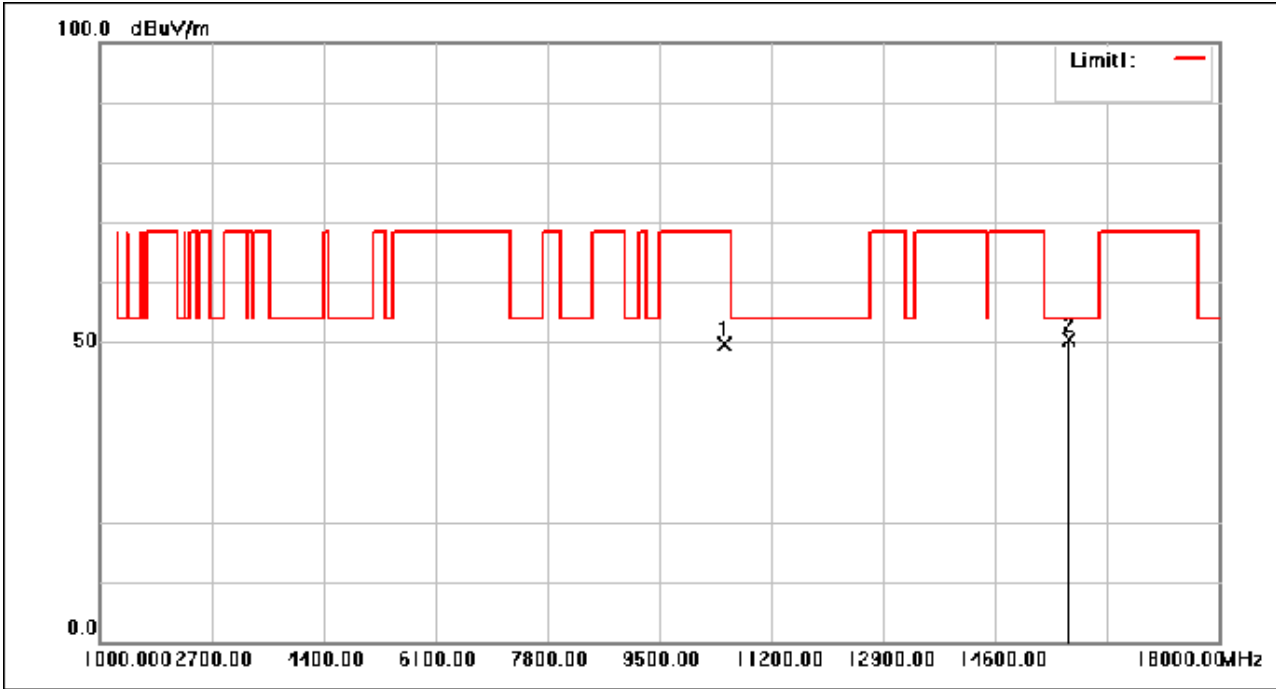
# Compliance Certification Services (Kunshan) Inc.

CCSEM-TRF-001 Rev. 02 Sep 01, 2023

Report No.: KSCR230900174504

Page: 35 of 427

Test Mode: 05; Polarity: Vertical; Modulation:802.11a; Bandwidth:20MHz; Channel:High



No.	Frequency (MHz)	Reading (dBuV)	Correction factor(dB/m)	Result (dBuV/m)	Limit (dBuV/m)	Margin (dB)	Remark
1	10480.000	49.33	0.40	49.73	68.30	-18.57	peak
2	15720.000	44.24	6.10	50.34	54.00	-3.66	peak

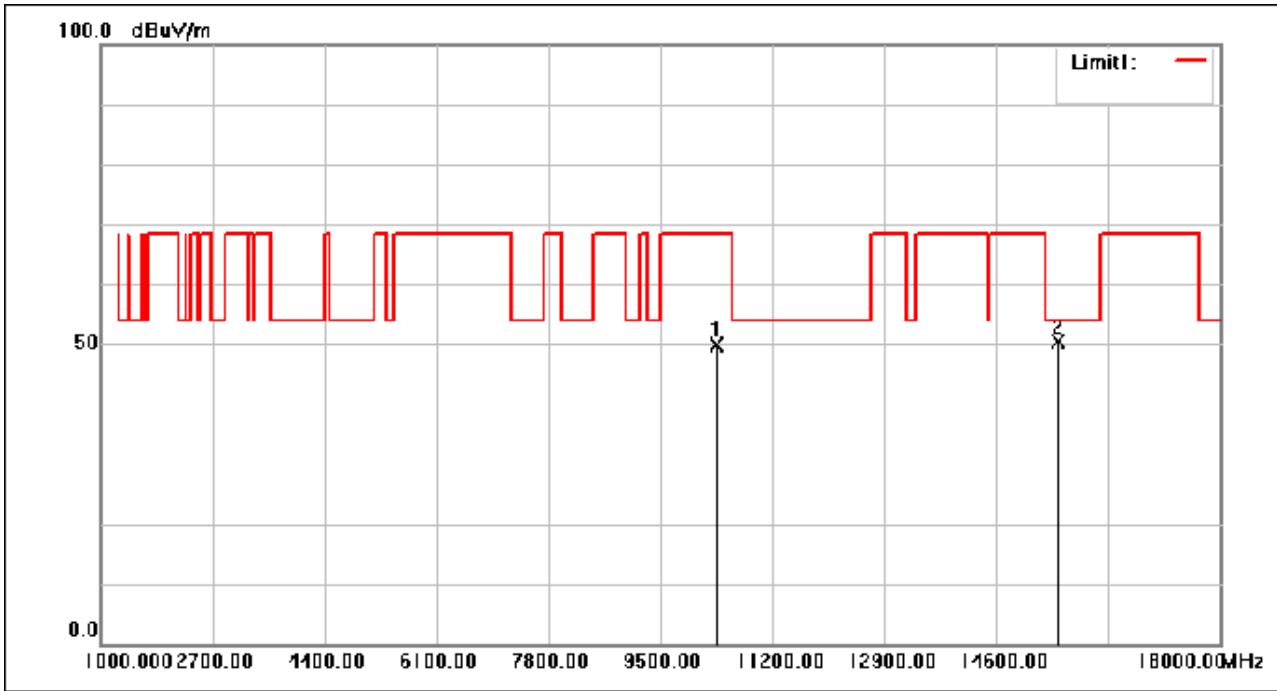
## Compliance Certification Services (Kunshan) Inc.

CCSEM-TRF-001 Rev. 02 Sep 01, 2023

Report No.: KSCR230900174504

Page: 36 of 427

Test Mode: 05; Polarity: Horizontal; Modulation:802.11n; Bandwidth:20MHz; Channel:Low



No.	Frequency (MHz)	Reading (dBuV)	Correction factor(dB/m)	Result (dBuV/m)	Limit (dBuV/m)	Margin (dB)	Remark
1	10360.000	49.75	0.16	49.91	68.30	-18.39	peak
2	15540.000	44.77	5.73	50.50	54.00	-3.50	peak

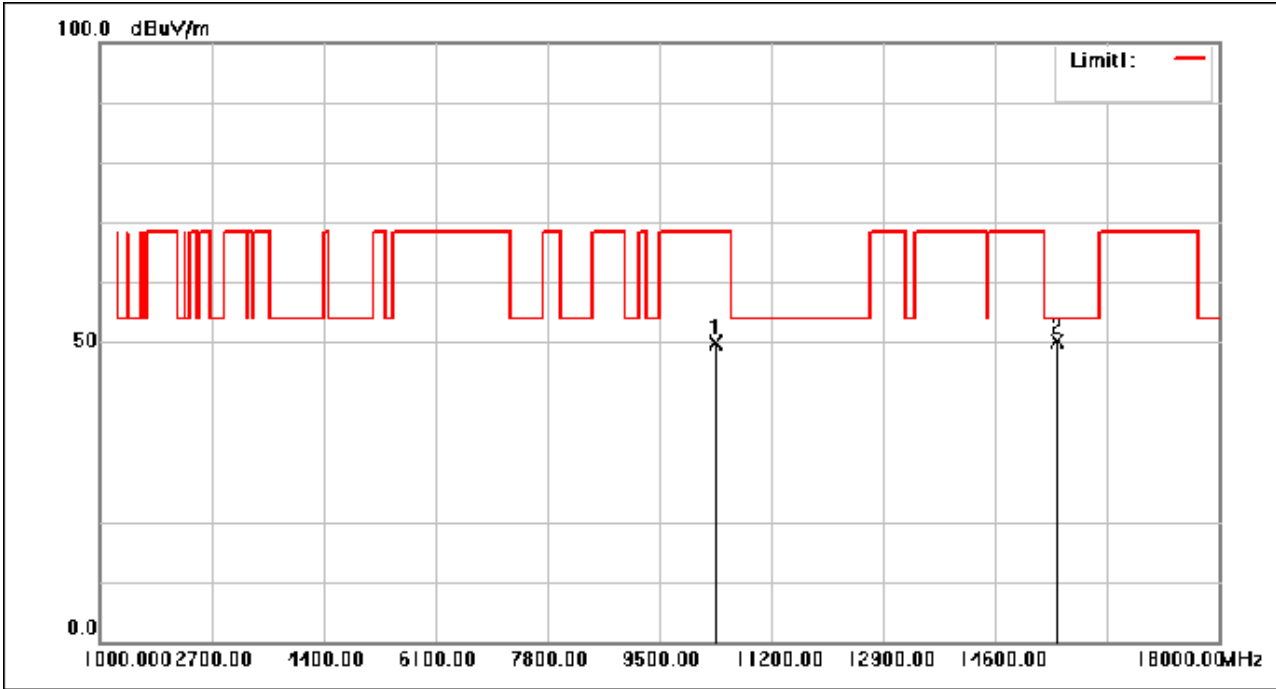
# Compliance Certification Services (Kunshan) Inc.

CCSEM-TRF-001 Rev. 02 Sep 01, 2023

Report No.: KSCR230900174504

Page: 37 of 427

Test Mode: 05; Polarity: Vertical; Modulation:802.11n; Bandwidth:20MHz; Channel:Low



No.	Frequency (MHz)	Reading (dBuV)	Correction factor(dB/m)	Result (dBuV/m)	Limit (dBuV/m)	Margin (dB)	Remark
1	10360.000	49.61	0.16	49.77	68.30	-18.53	peak
2	15540.000	44.49	5.73	50.22	54.00	-3.78	peak

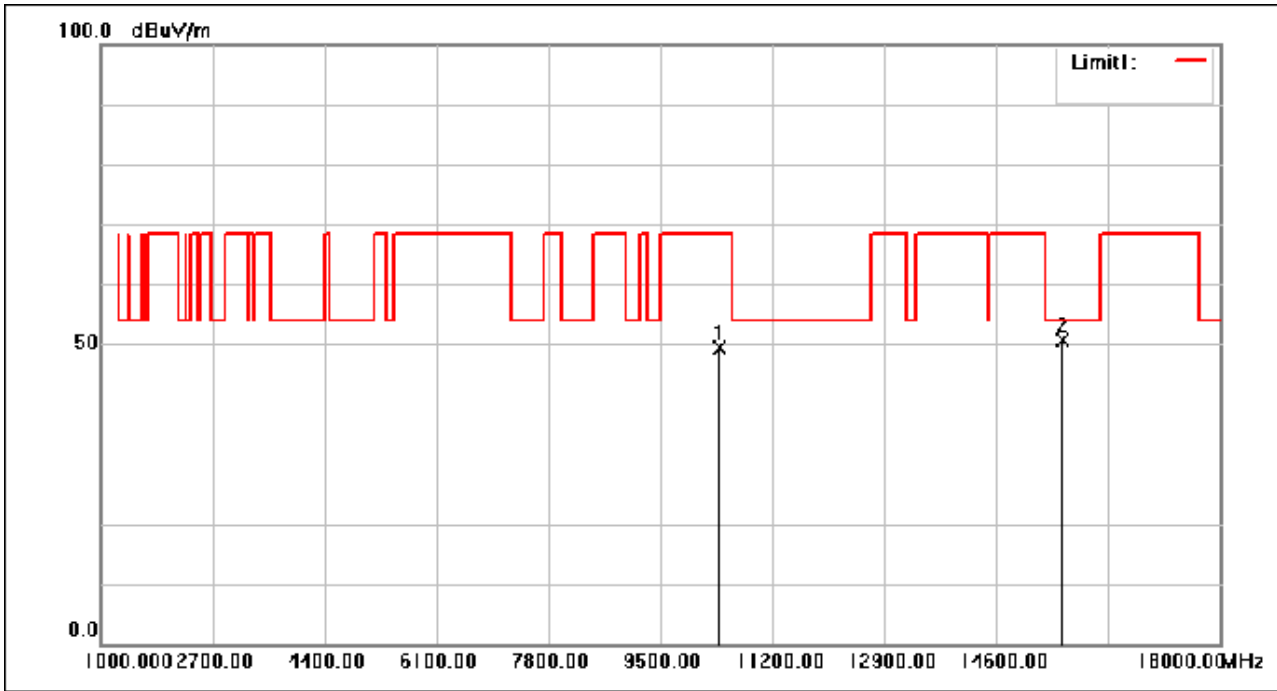
# Compliance Certification Services (Kunshan) Inc.

CCSEM-TRF-001 Rev. 02 Sep 01, 2023

Report No.: KSCR230900174504

Page: 38 of 427

Test Mode: 05; Polarity: Horizontal; Modulation:802.11n; Bandwidth:20MHz; Channel:middle



No.	Frequency (MHz)	Reading (dBuV)	Correction factor(dB/m)	Result (dBuV/m)	Limit (dBuV/m)	Margin (dB)	Remark
1	10400.000	49.22	0.24	49.46	68.30	-18.84	peak
2	15600.000	44.84	5.85	50.69	54.00	-3.31	peak

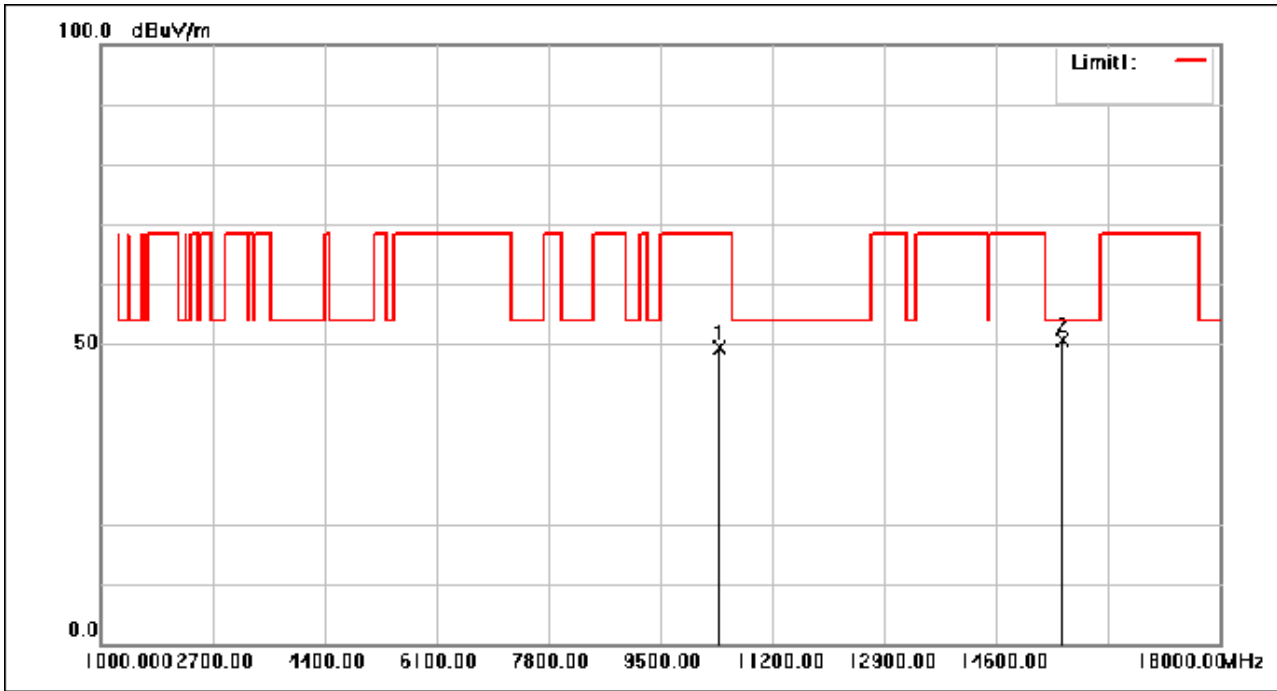
# Compliance Certification Services (Kunshan) Inc.

CCSEM-TRF-001 Rev. 02 Sep 01, 2023

Report No.: KSCR230900174504

Page: 39 of 427

Test Mode: 05; Polarity: Vertical; Modulation:802.11n; Bandwidth:20MHz; Channel:middle



No.	Frequency (MHz)	Reading (dBuV)	Correction factor(dB/m)	Result (dBuV/m)	Limit (dBuV/m)	Margin (dB)	Remark
1	10400.000	49.07	0.24	49.31	68.30	-18.99	peak
2	15600.000	44.73	5.85	50.58	54.00	-3.42	peak

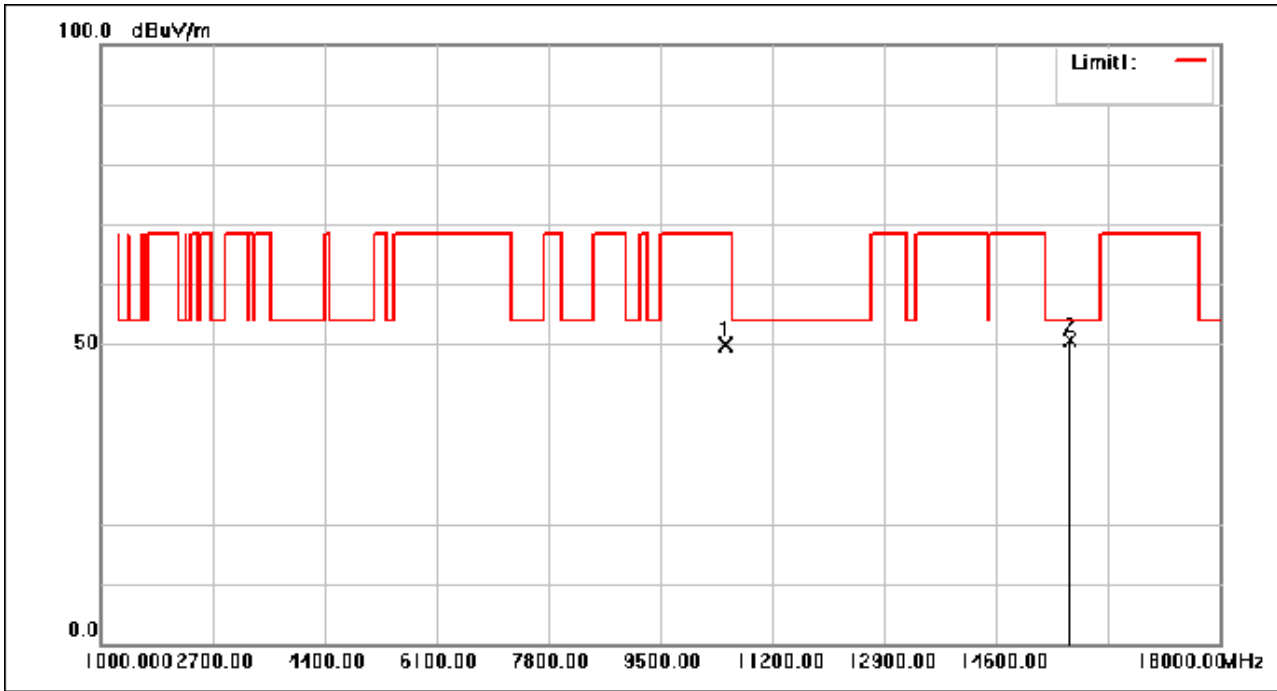
# Compliance Certification Services (Kunshan) Inc.

CCSEM-TRF-001 Rev. 02 Sep 01, 2023

Report No.: KSCR230900174504

Page: 40 of 427

Test Mode: 05; Polarity: Horizontal; Modulation:802.11n; Bandwidth:20MHz; Channel:High



No.	Frequency (MHz)	Reading (dBuV)	Correction factor(dB/m)	Result (dBuV/m)	Limit (dBuV/m)	Margin (dB)	Remark
1	10480.000	49.44	0.40	49.84	68.30	-18.46	peak
2	15720.000	44.57	6.10	50.67	54.00	-3.33	peak



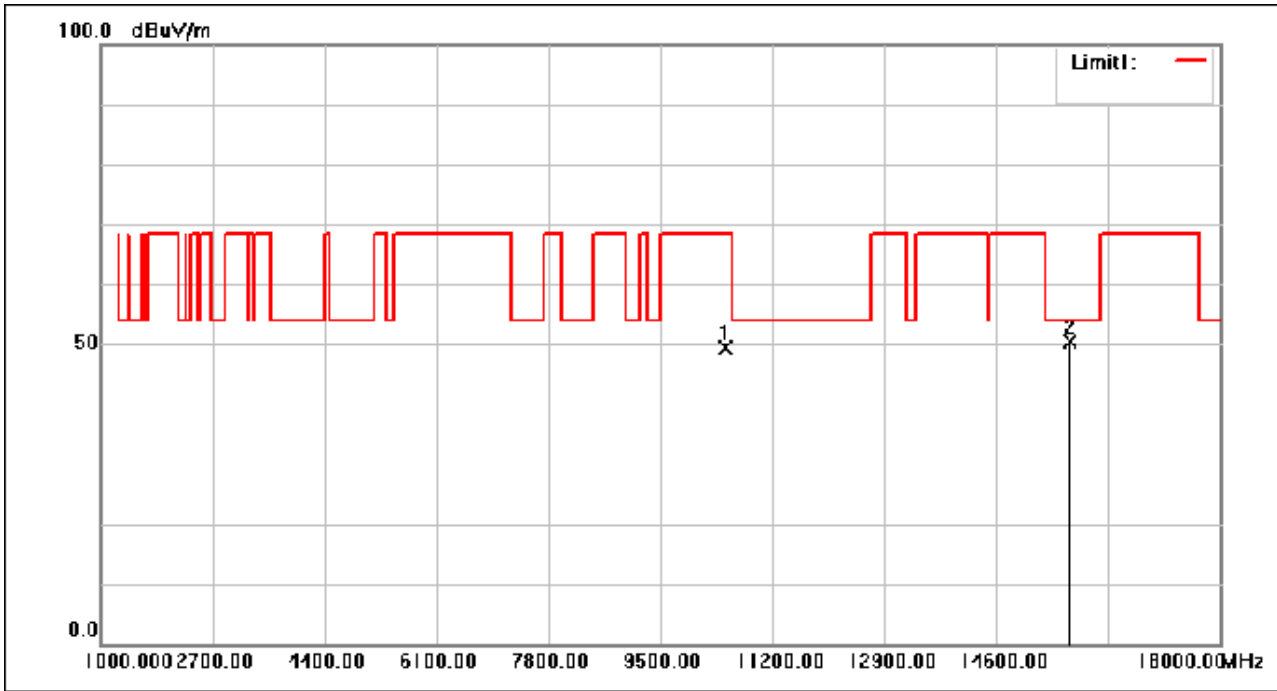
# Compliance Certification Services (Kunshan) Inc.

CCSEM-TRF-001 Rev. 02 Sep 01, 2023

Report No.: KSCR230900174504

Page: 41 of 427

Test Mode: 05; Polarity: Vertical; Modulation:802.11n; Bandwidth:20MHz; Channel:High



No.	Frequency (MHz)	Reading (dBuV)	Correction factor(dB/m)	Result (dBuV/m)	Limit (dBuV/m)	Margin (dB)	Remark
1	10480.000	48.87	0.40	49.27	68.30	-19.03	peak
2	15720.000	44.30	6.10	50.40	54.00	-3.60	peak

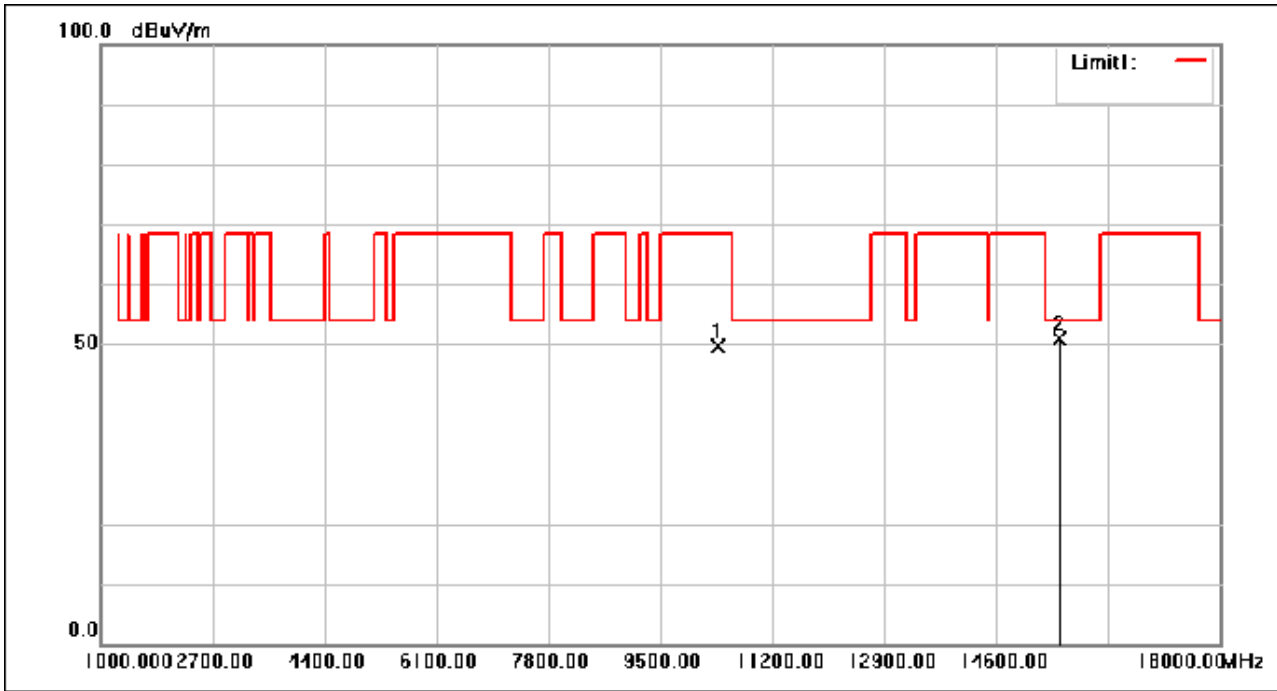
# Compliance Certification Services (Kunshan) Inc.

CCSEM-TRF-001 Rev. 02 Sep 01, 2023

Report No.: KSCR230900174504

Page: 42 of 427

Test Mode: 05; Polarity: Horizontal; Modulation:802.11n; Bandwidth:40MHz; Channel:Low



No.	Frequency (MHz)	Reading (dBuV)	Correction factor(dB/m)	Result (dBuV/m)	Limit (dBuV/m)	Margin (dB)	Remark
1	10380.000	49.37	0.20	49.57	68.30	-18.73	peak
2	15570.000	45.20	5.79	50.99	54.00	-3.01	peak

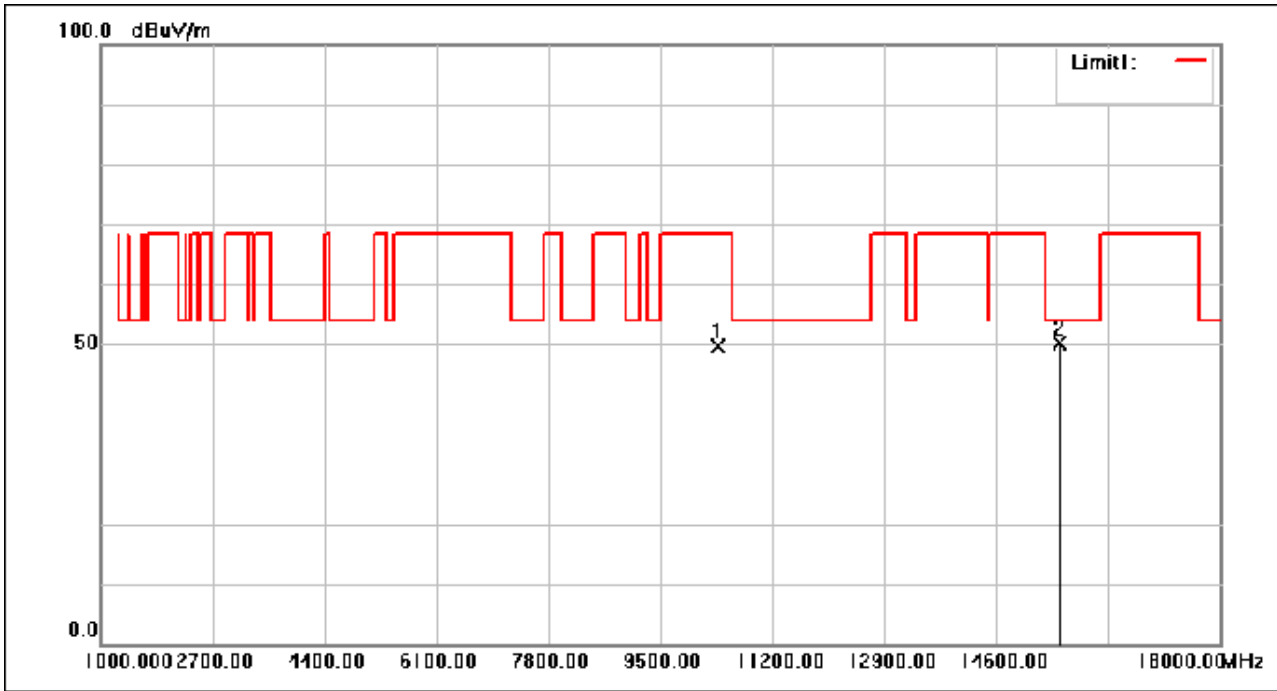
# Compliance Certification Services (Kunshan) Inc.

CCSEM-TRF-001 Rev. 02 Sep 01, 2023

Report No.: KSCR230900174504

Page: 43 of 427

Test Mode: 05; Polarity: Vertical; Modulation:802.11n; Bandwidth:40MHz; Channel:Low



No.	Frequency (MHz)	Reading (dBuV)	Correction factor(dB/m)	Result (dBuV/m)	Limit (dBuV/m)	Margin (dB)	Remark
1	10380.000	49.41	0.20	49.61	68.30	-18.69	peak
2	15570.000	44.41	5.79	50.20	54.00	-3.80	peak

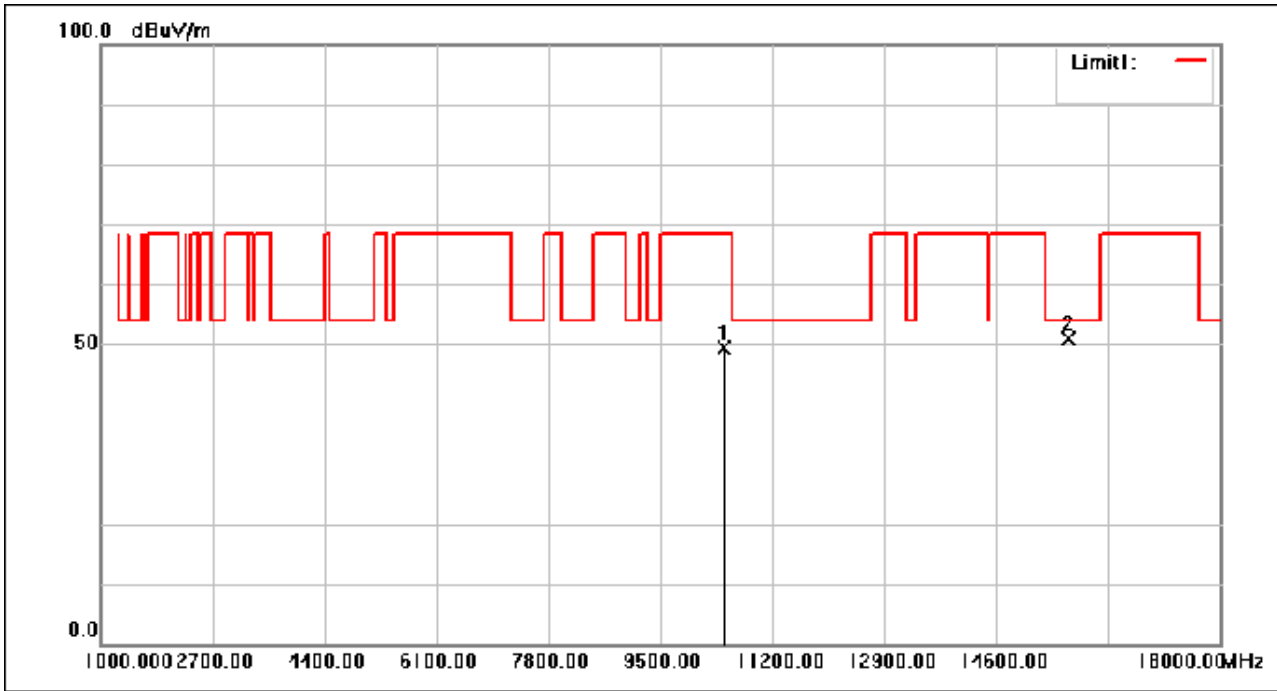
# Compliance Certification Services (Kunshan) Inc.

CCSEM-TRF-001 Rev. 02 Sep 01, 2023

Report No.: KSCR230900174504

Page: 44 of 427

Test Mode: 05; Polarity: Horizontal; Modulation:802.11n; Bandwidth:40MHz; Channel:High



No.	Frequency (MHz)	Reading (dBuV)	Correction factor(dB/m)	Result (dBuV/m)	Limit (dBuV/m)	Margin (dB)	Remark
1	10460.000	48.96	0.36	49.32	68.30	-18.98	peak
2	15690.000	44.92	6.04	50.96	54.00	-3.04	peak

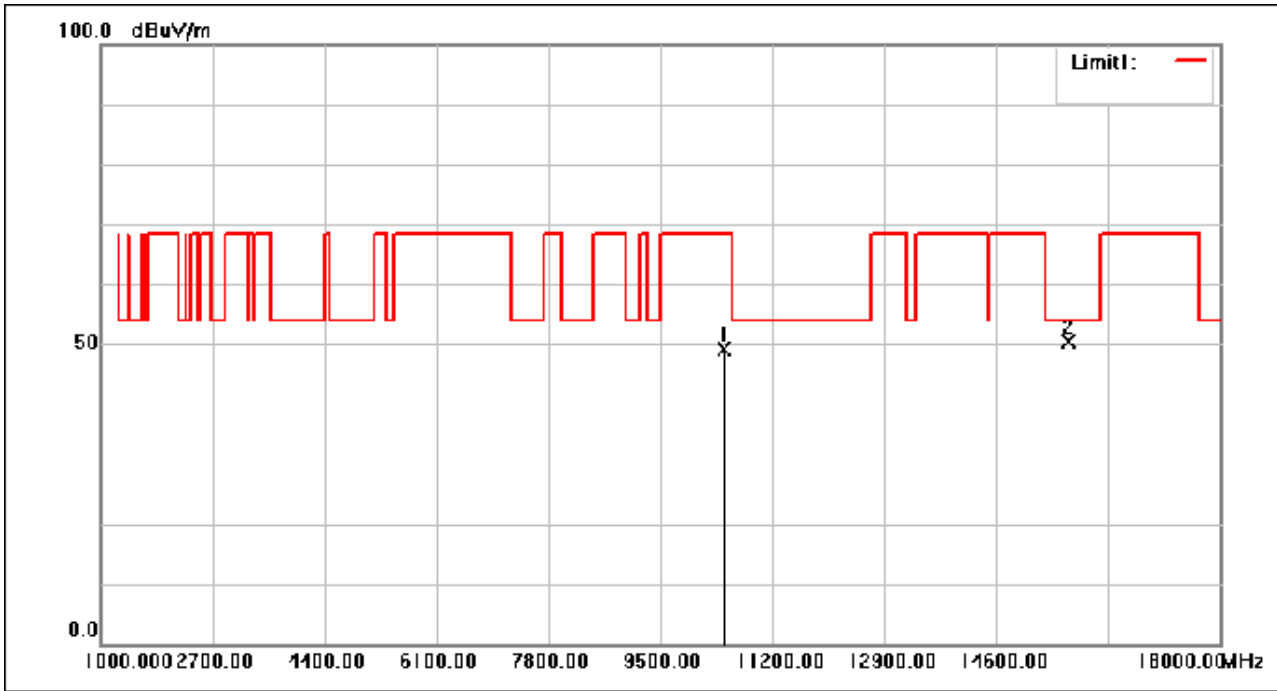
# Compliance Certification Services (Kunshan) Inc.

CCSEM-TRF-001 Rev. 02 Sep 01, 2023

Report No.: KSCR230900174504

Page: 45 of 427

Test Mode: 05; Polarity: Vertical; Modulation:802.11n; Bandwidth:40MHz; Channel:High



No.	Frequency (MHz)	Reading (dBuV)	Correction factor(dB/m)	Result (dBuV/m)	Limit (dBuV/m)	Margin (dB)	Remark
1	10460.000	48.83	0.36	49.19	68.30	-19.11	peak
2	15690.000	44.44	6.04	50.48	54.00	-3.52	peak

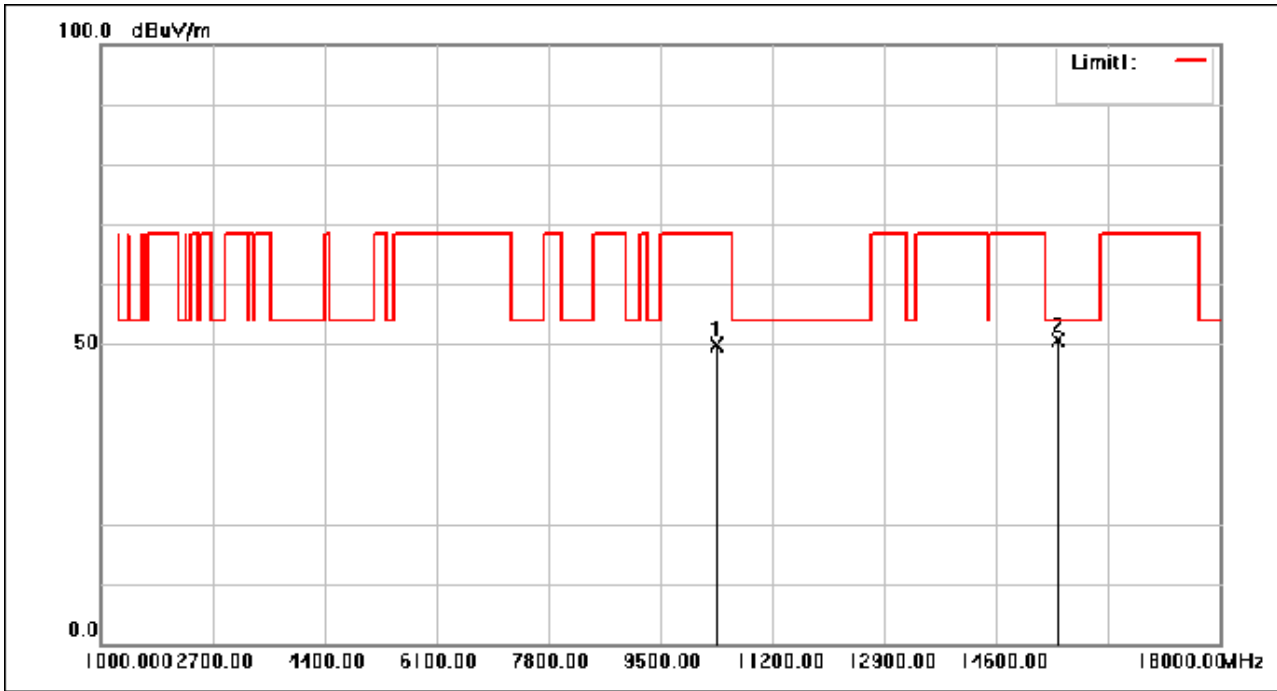
# Compliance Certification Services (Kunshan) Inc.

CCSEM-TRF-001 Rev. 02 Sep 01, 2023

Report No.: KSCR230900174504

Page: 46 of 427

Test Mode: 05; Polarity: Horizontal; Modulation: 802.11ac; Bandwidth: 20MHz; Channel: Low



No.	Frequency (MHz)	Reading (dBuV)	Correction factor(dB/m)	Result (dBuV/m)	Limit (dBuV/m)	Margin (dB)	Remark
1	10360.000	49.72	0.16	49.88	68.30	-18.42	peak
2	15540.000	45.01	5.73	50.74	54.00	-3.26	peak

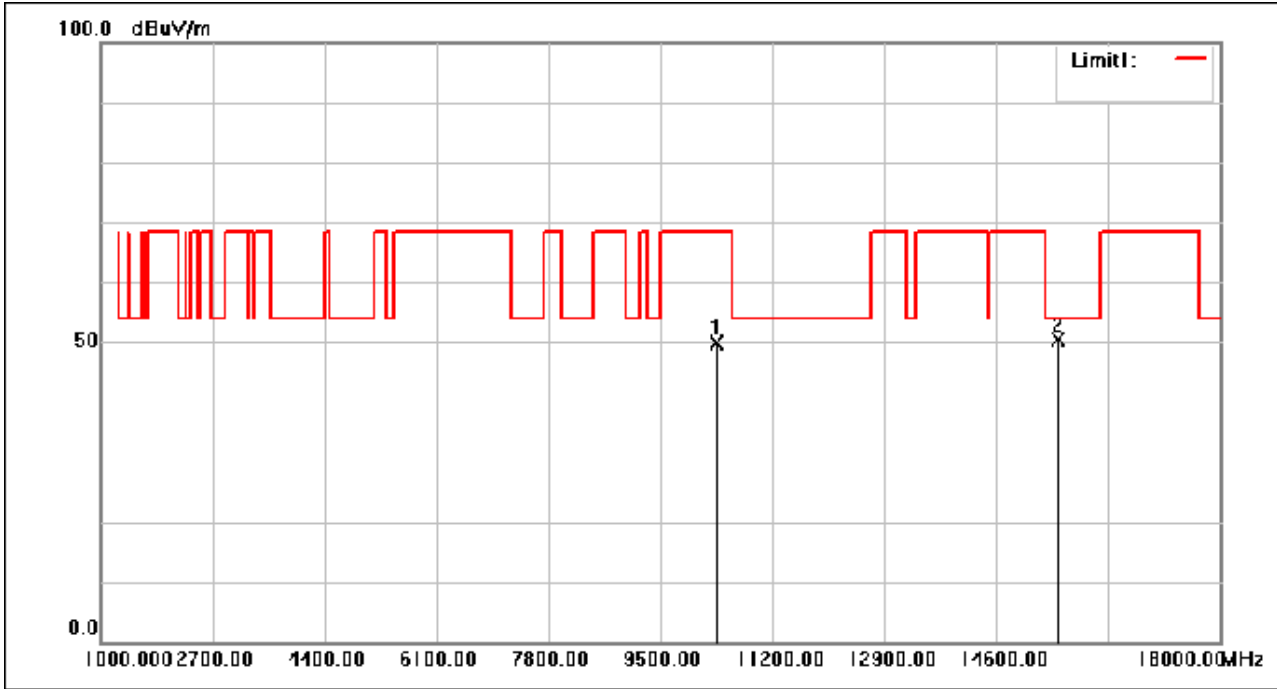
## Compliance Certification Services (Kunshan) Inc.

CCSEM-TRF-001 Rev. 02 Sep 01, 2023

Report No.: KSCR230900174504

Page: 47 of 427

Test Mode: 05; Polarity: Vertical; Modulation:802.11ac; Bandwidth:20MHz; Channel:Low



No.	Frequency (MHz)	Reading (dBuV)	Correction factor(dB/m)	Result (dBuV/m)	Limit (dBuV/m)	Margin (dB)	Remark
1	10360.000	49.64	0.16	49.80	68.30	-18.50	peak
2	15540.000	44.53	5.73	50.26	54.00	-3.74	peak

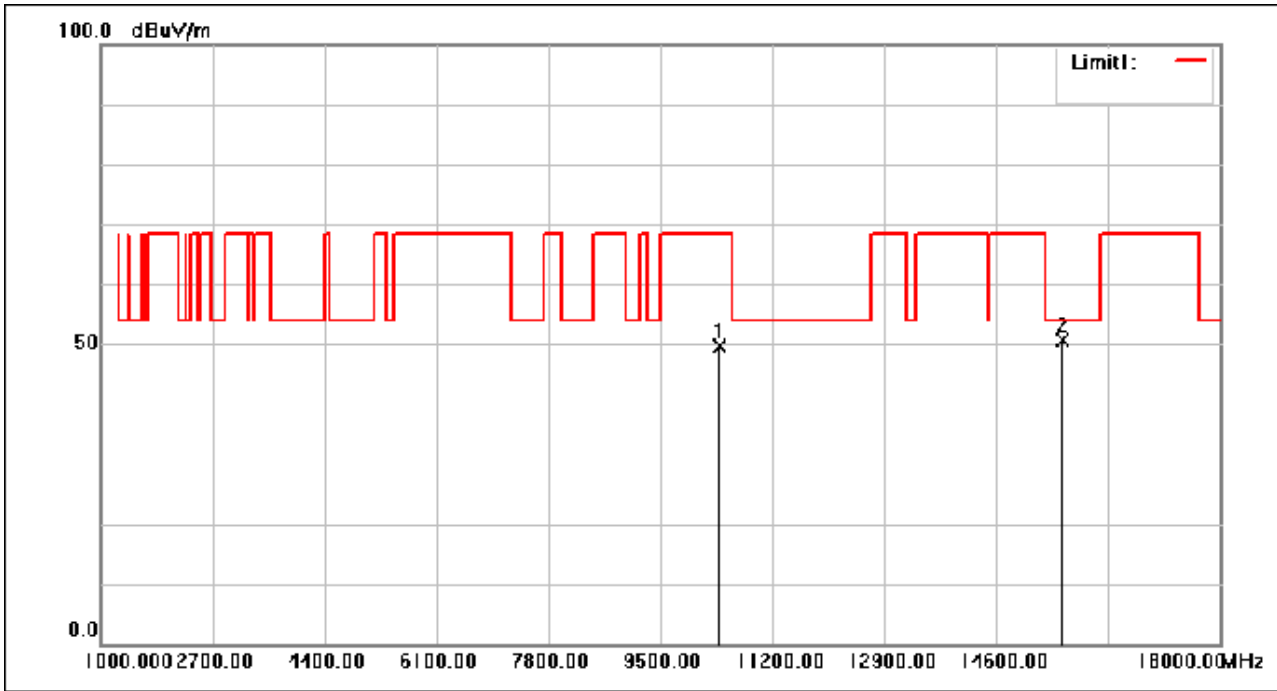
# Compliance Certification Services (Kunshan) Inc.

CCSEM-TRF-001 Rev. 02 Sep 01, 2023

Report No.: KSCR230900174504

Page: 48 of 427

Test Mode: 05; Polarity: Horizontal; Modulation:802.11ac; Bandwidth:20MHz; Channel:middle



No.	Frequency (MHz)	Reading (dBuV)	Correction factor(dB/m)	Result (dBuV/m)	Limit (dBuV/m)	Margin (dB)	Remark
1	10400.000	49.40	0.24	49.64	68.30	-18.66	peak
2	15600.000	44.76	5.85	50.61	54.00	-3.39	peak



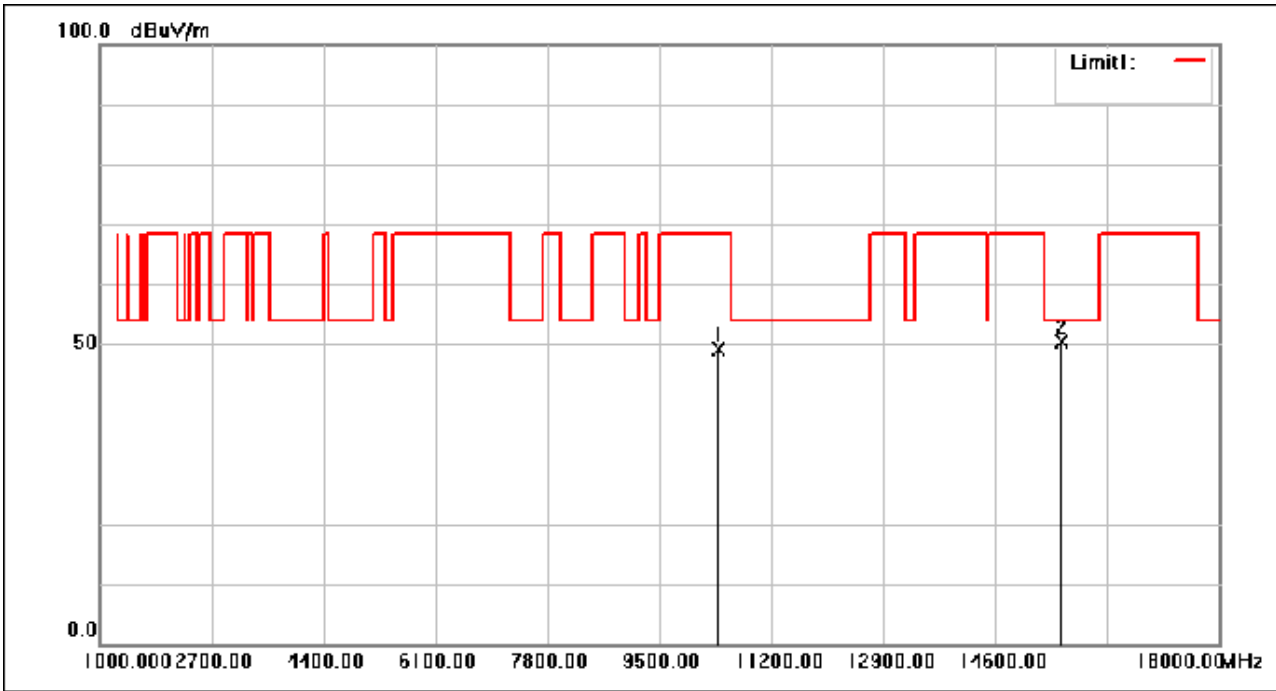
# Compliance Certification Services (Kunshan) Inc.

CCSEM-TRF-001 Rev. 02 Sep 01, 2023

Report No.: KSCR230900174504

Page: 49 of 427

Test Mode: 05; Polarity: Vertical; Modulation:802.11ac; Bandwidth:20MHz; Channel:middle



No.	Frequency (MHz)	Reading (dBuV)	Correction factor(dB/m)	Result (dBuV/m)	Limit (dBuV/m)	Margin (dB)	Remark
1	10400.000	48.80	0.24	49.04	68.30	-19.26	peak
2	15600.000	44.41	5.85	50.26	54.00	-3.74	peak

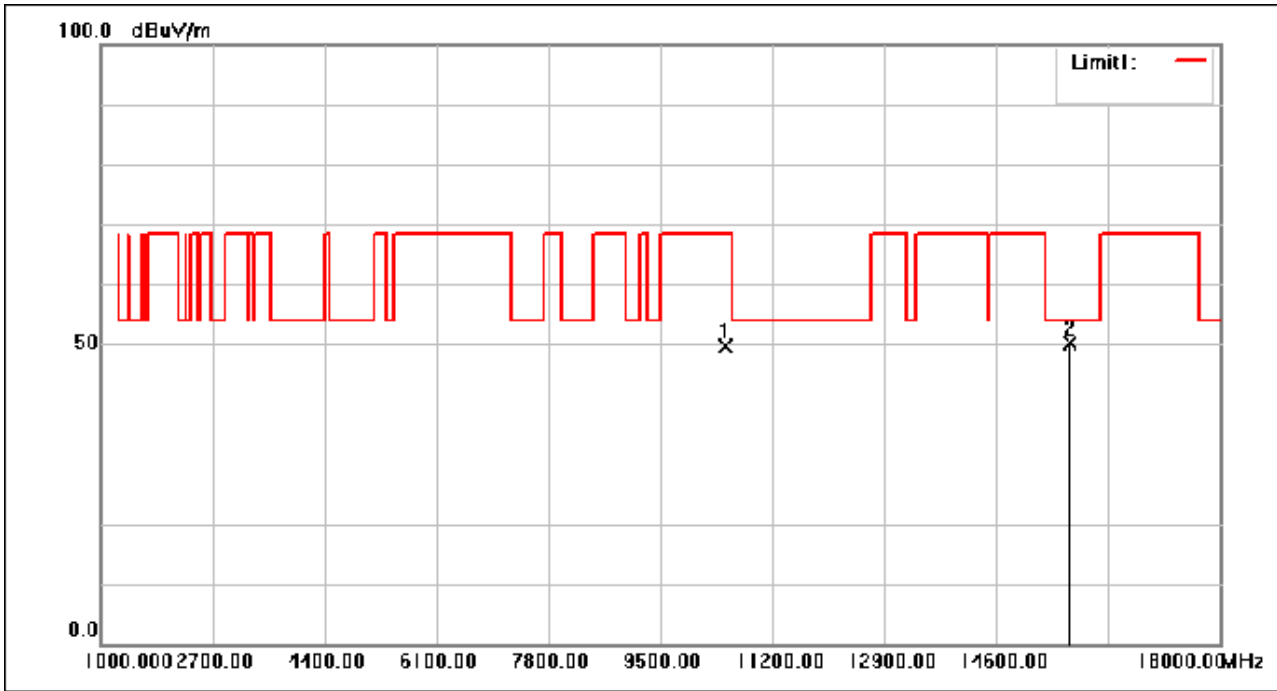
# Compliance Certification Services (Kunshan) Inc.

CCSEM-TRF-001 Rev. 02 Sep 01, 2023

Report No.: KSCR230900174504

Page: 50 of 427

Test Mode: 05; Polarity: Horizontal; Modulation:802.11ac; Bandwidth:20MHz; Channel:High



No.	Frequency (MHz)	Reading (dBuV)	Correction factor(dB/m)	Result (dBuV/m)	Limit (dBuV/m)	Margin (dB)	Remark
1	10480.000	49.33	0.40	49.73	68.30	-18.57	peak
2	15720.000	43.92	6.10	50.02	54.00	-3.98	peak

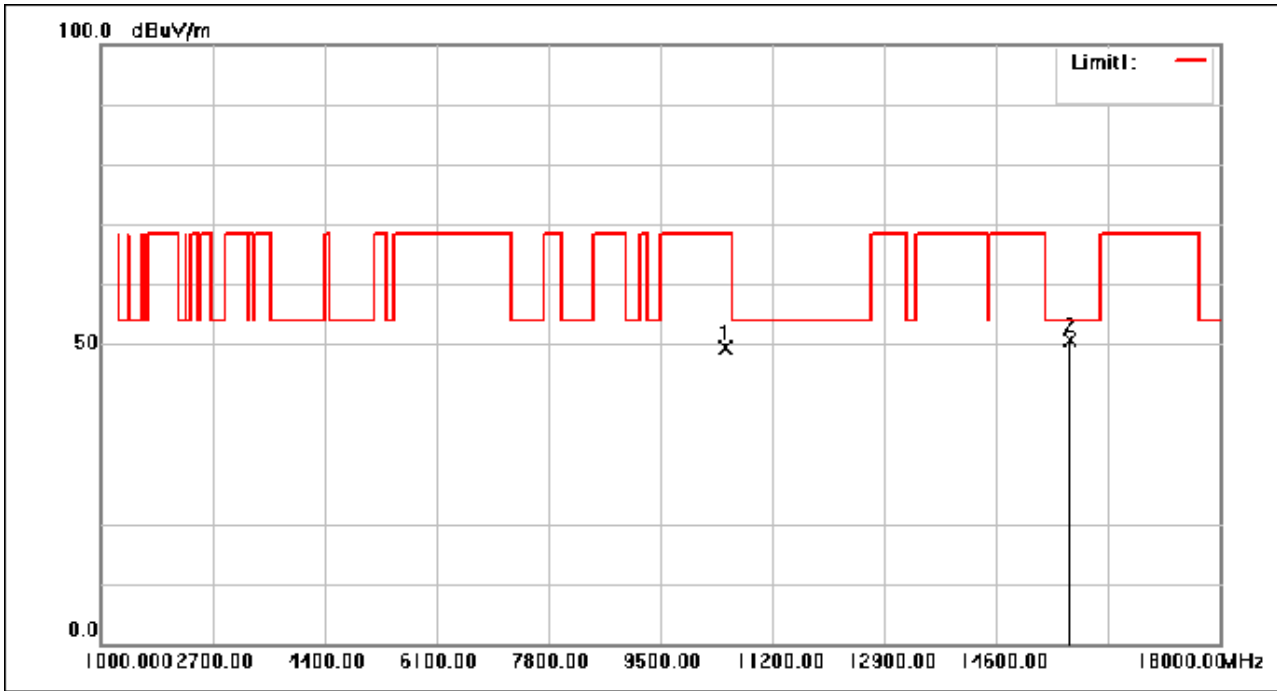
# Compliance Certification Services (Kunshan) Inc.

CCSEM-TRF-001 Rev. 02 Sep 01, 2023

Report No.: KSCR230900174504

Page: 51 of 427

Test Mode: 05; Polarity: Vertical; Modulation:802.11ac; Bandwidth:20MHz; Channel:High



No.	Frequency (MHz)	Reading (dBuV)	Correction factor(dB/m)	Result (dBuV/m)	Limit (dBuV/m)	Margin (dB)	Remark
1	10480.000	48.94	0.40	49.34	68.30	-18.96	peak
2	15720.000	44.42	6.10	50.52	54.00	-3.48	peak

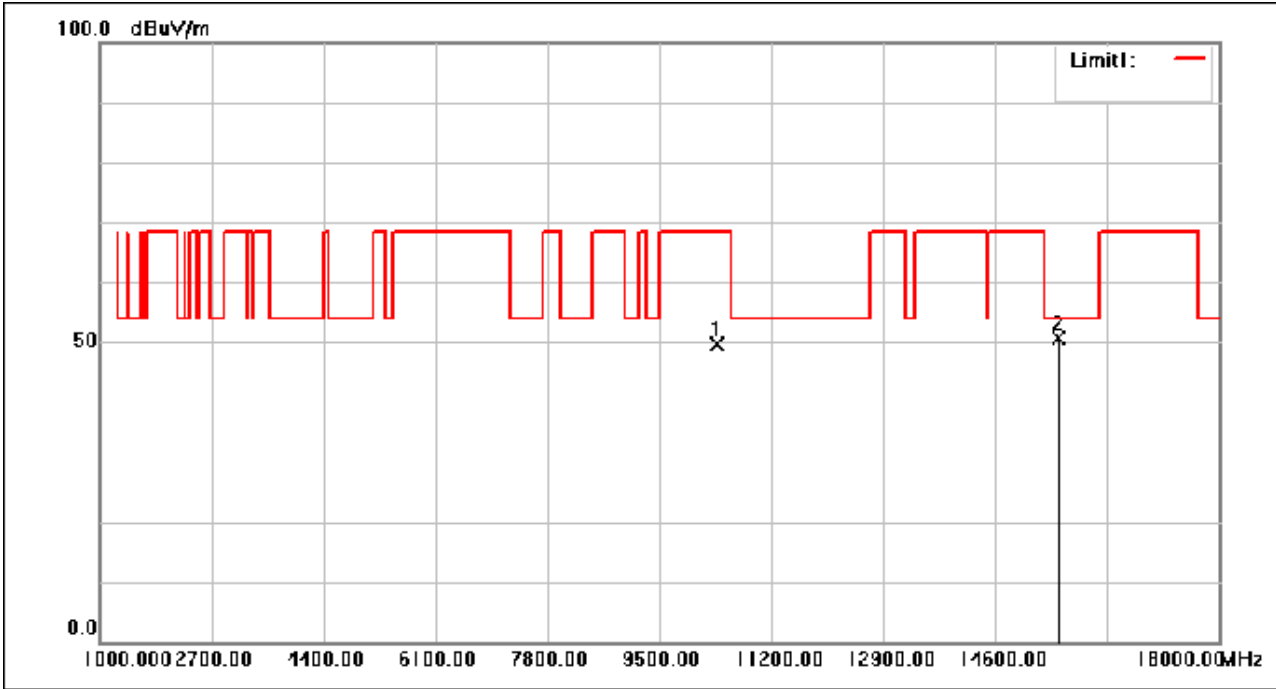
# Compliance Certification Services (Kunshan) Inc.

CCSEM-TRF-001 Rev. 02 Sep 01, 2023

Report No.: KSCR230900174504

Page: 52 of 427

Test Mode: 05; Polarity: Horizontal; Modulation:802.11ac; Bandwidth:40MHz; Channel:Low



No.	Frequency (MHz)	Reading (dBuV)	Correction factor(dB/m)	Result (dBuV/m)	Limit (dBuV/m)	Margin (dB)	Remark
1	10380.000	49.48	0.20	49.68	68.30	-18.62	peak
2	15570.000	44.79	5.79	50.58	54.00	-3.42	peak

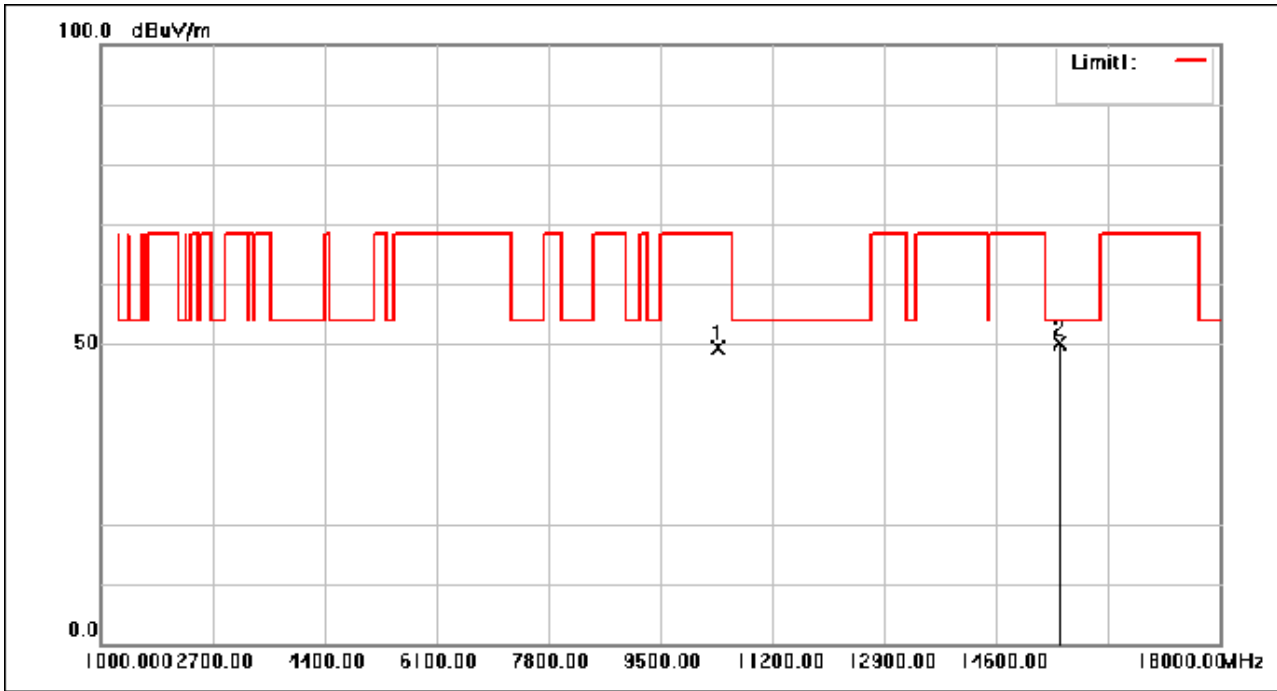
## Compliance Certification Services (Kunshan) Inc.

CCSEM-TRF-001 Rev. 02 Sep 01, 2023

Report No.: KSCR230900174504

Page: 53 of 427

Test Mode: 05; Polarity: Vertical; Modulation:802.11ac; Bandwidth:40MHz; Channel:Low



No.	Frequency (MHz)	Reading (dBuV)	Correction factor(dB/m)	Result (dBuV/m)	Limit (dBuV/m)	Margin (dB)	Remark
1	10380.000	49.23	0.20	49.43	68.30	-18.87	peak
2	15570.000	44.25	5.79	50.04	54.00	-3.96	peak

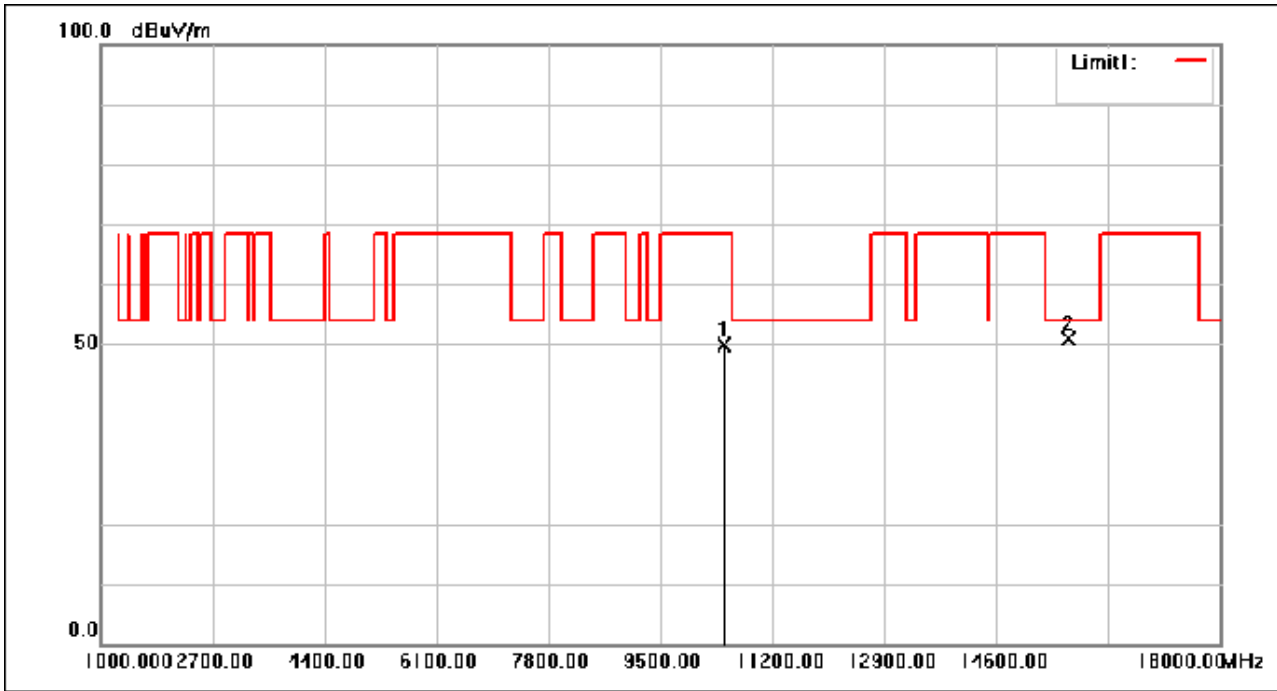
# Compliance Certification Services (Kunshan) Inc.

CCSEM-TRF-001 Rev. 02 Sep 01, 2023

Report No.: KSCR230900174504

Page: 54 of 427

Test Mode: 05; Polarity: Horizontal; Modulation:802.11ac; Bandwidth:40MHz; Channel:High



No.	Frequency (MHz)	Reading (dBuV)	Correction factor(dB/m)	Result (dBuV/m)	Limit (dBuV/m)	Margin (dB)	Remark
1	10460.000	49.49	0.36	49.85	68.30	-18.45	peak
2	15690.000	44.82	6.04	50.86	54.00	-3.14	peak

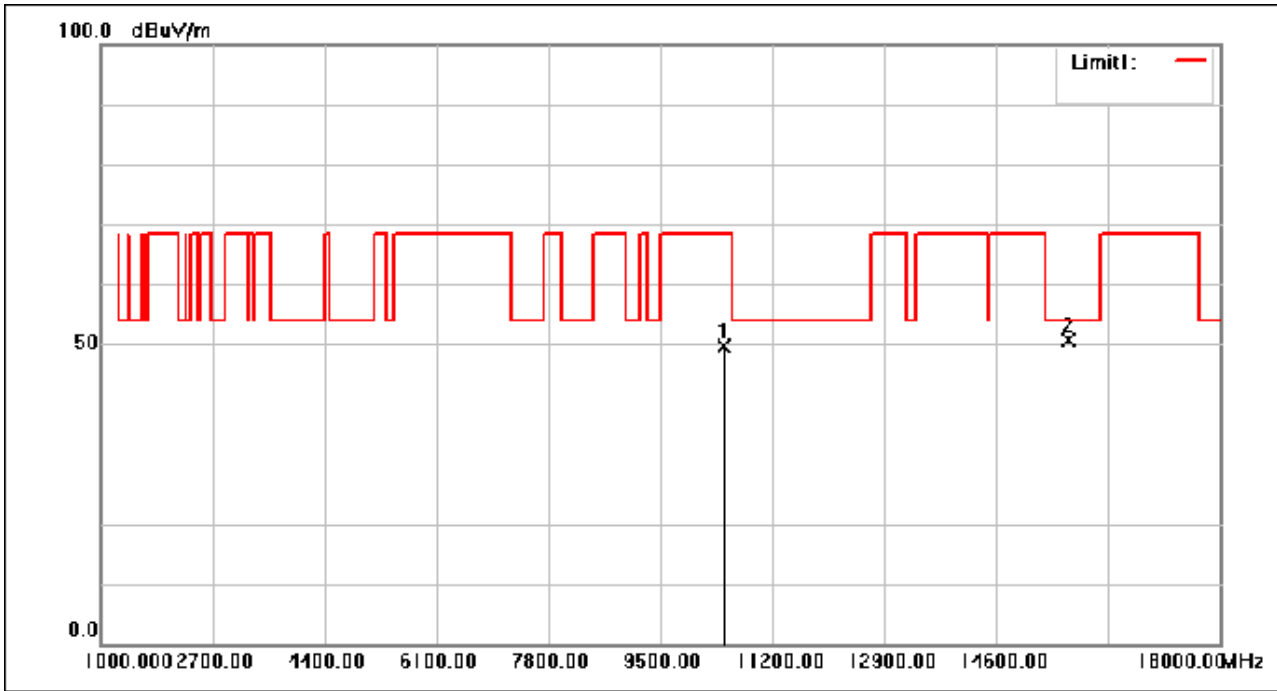
# Compliance Certification Services (Kunshan) Inc.

CCSEM-TRF-001 Rev. 02 Sep 01, 2023

Report No.: KSCR230900174504

Page: 55 of 427

Test Mode: 05; Polarity: Vertical; Modulation:802.11ac; Bandwidth:40MHz; Channel:High



No.	Frequency (MHz)	Reading (dBuV)	Correction factor(dB/m)	Result (dBuV/m)	Limit (dBuV/m)	Margin (dB)	Remark
1	10460.000	49.26	0.36	49.62	68.30	-18.68	peak
2	15690.000	44.66	6.04	50.70	54.00	-3.30	peak

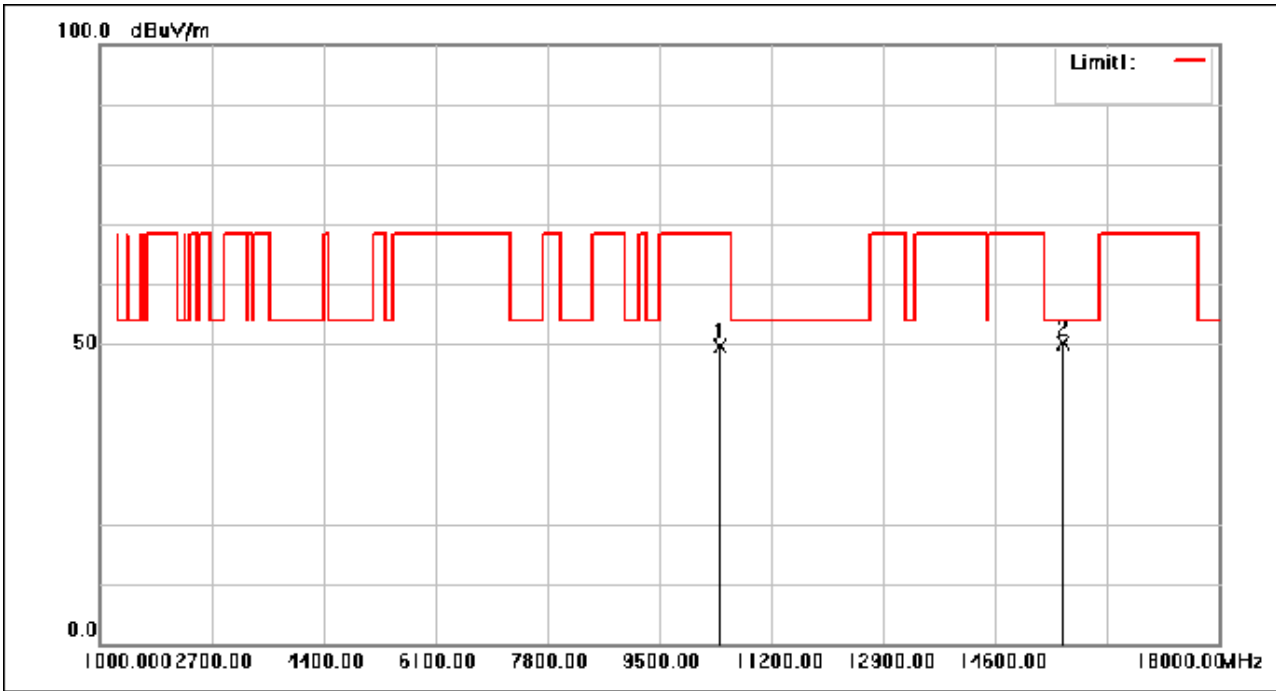
# Compliance Certification Services (Kunshan) Inc.

CCSEM-TRF-001 Rev. 02 Sep 01, 2023

Report No.: KSCR230900174504

Page: 56 of 427

Test Mode: 05; Polarity: Horizontal; Modulation:802.11ac; Bandwidth:80MHz; Channel:Low



No.	Frequency (MHz)	Reading (dBuV)	Correction factor(dB/m)	Result (dBuV/m)	Limit (dBuV/m)	Margin (dB)	Remark
1	10420.000	49.28	0.28	49.56	68.30	-18.74	peak
2	15630.000	44.21	5.92	50.13	54.00	-3.87	peak



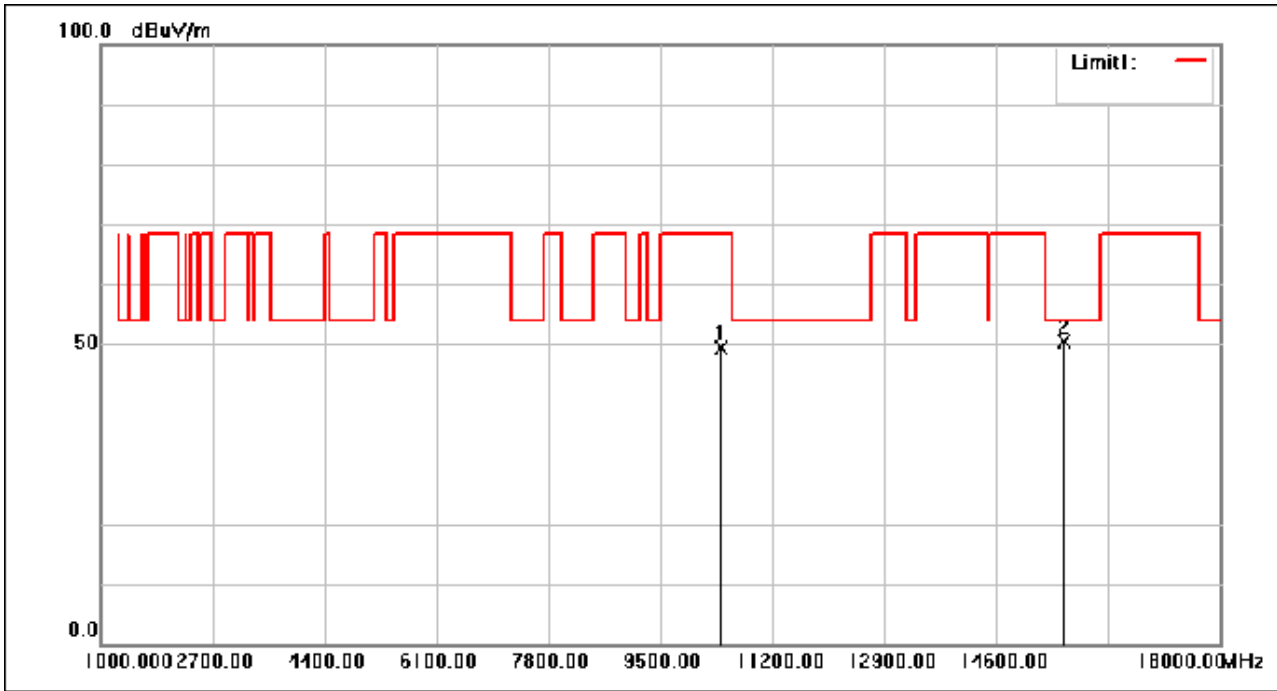
# Compliance Certification Services (Kunshan) Inc.

CCSEM-TRF-001 Rev. 02 Sep 01, 2023

Report No.: KSCR230900174504

Page: 57 of 427

Test Mode: 05; Polarity: Vertical; Modulation:802.11ac; Bandwidth:80MHz; Channel:Low



No.	Frequency (MHz)	Reading (dBuV)	Correction factor(dB/m)	Result (dBuV/m)	Limit (dBuV/m)	Margin (dB)	Remark
1	10420.000	48.99	0.28	49.27	68.30	-19.03	peak
2	15630.000	44.40	5.92	50.32	54.00	-3.68	peak

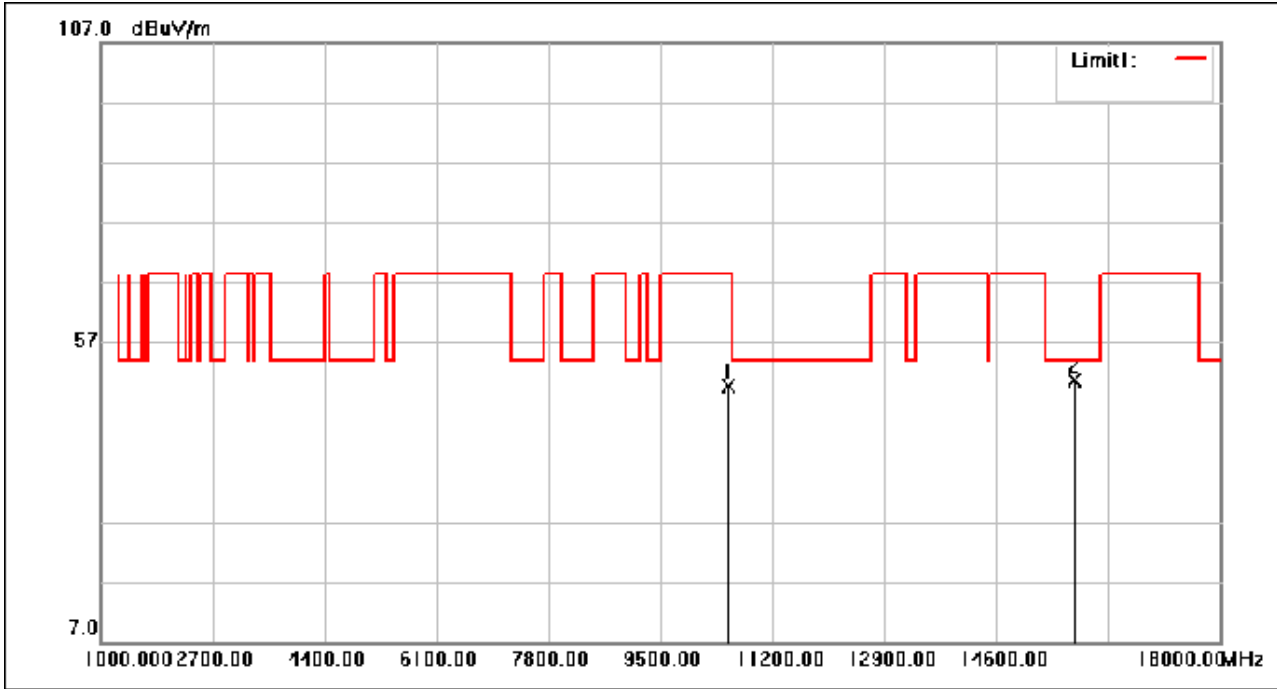
# Compliance Certification Services (Kunshan) Inc.

CCSEM-TRF-001 Rev. 02 Sep 01, 2023

Report No.: KSCR230900174504

Page: 58 of 427

Test Mode: 06; Polarity: Horizontal; Modulation:802.11a; Bandwidth:20MHz; Channel:Low



No.	Frequency (MHz)	Reading (dBuV)	Correction factor(dB/m)	Result (dBuV/m)	Limit (dBuV/m)	Margin (dB)	Remark
1	10520.000	49.17	0.44	49.61	68.30	-18.69	peak
2	15780.000	44.31	6.23	50.54	54.00	-3.46	peak

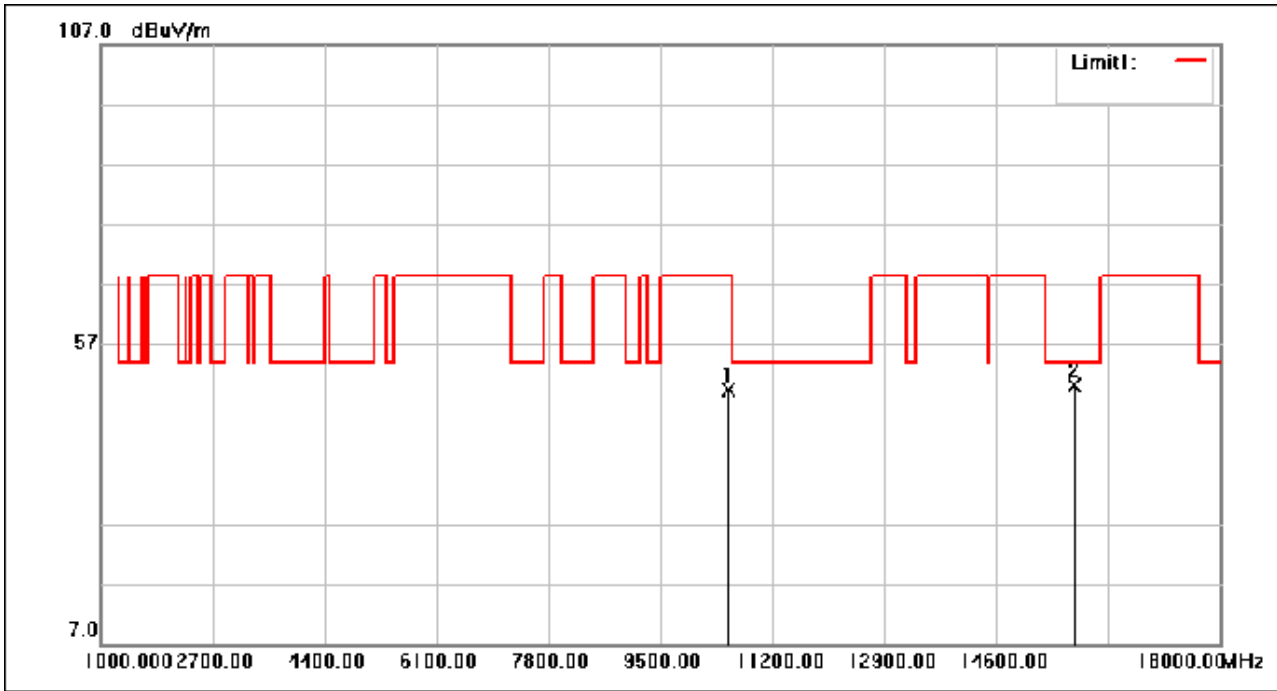
# Compliance Certification Services (Kunshan) Inc.

CCSEM-TRF-001 Rev. 02 Sep 01, 2023

Report No.: KSCR230900174504

Page: 59 of 427

Test Mode: 06; Polarity: Vertical; Modulation:802.11a; Bandwidth:20MHz; Channel:Low



No.	Frequency (MHz)	Reading (dBuV)	Correction factor(dB/m)	Result (dBuV/m)	Limit (dBuV/m)	Margin (dB)	Remark
1	10520.000	48.95	0.44	49.39	68.30	-18.91	peak
2	15780.000	43.91	6.23	50.14	54.00	-3.86	peak

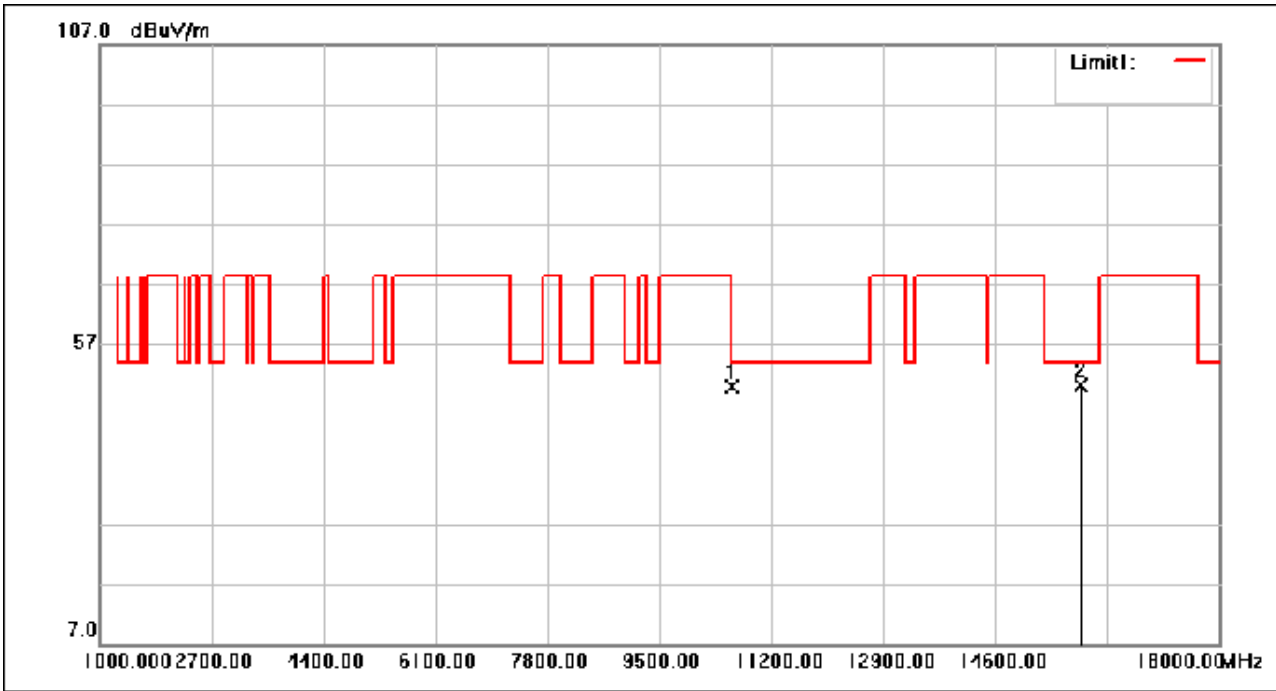
# Compliance Certification Services (Kunshan) Inc.

CCSEM-TRF-001 Rev. 02 Sep 01, 2023

Report No.: KSCR230900174504

Page: 60 of 427

Test Mode: 06; Polarity: Horizontal; Modulation:802.11a; Bandwidth:20MHz; Channel:middle



No.	Frequency (MHz)	Reading (dBuV)	Correction factor(dB/m)	Result (dBuV/m)	Limit (dBuV/m)	Margin (dB)	Remark
1	10600.000	49.31	0.46	49.77	54.00	-4.23	peak
2	15900.000	43.60	6.48	50.08	54.00	-3.92	peak

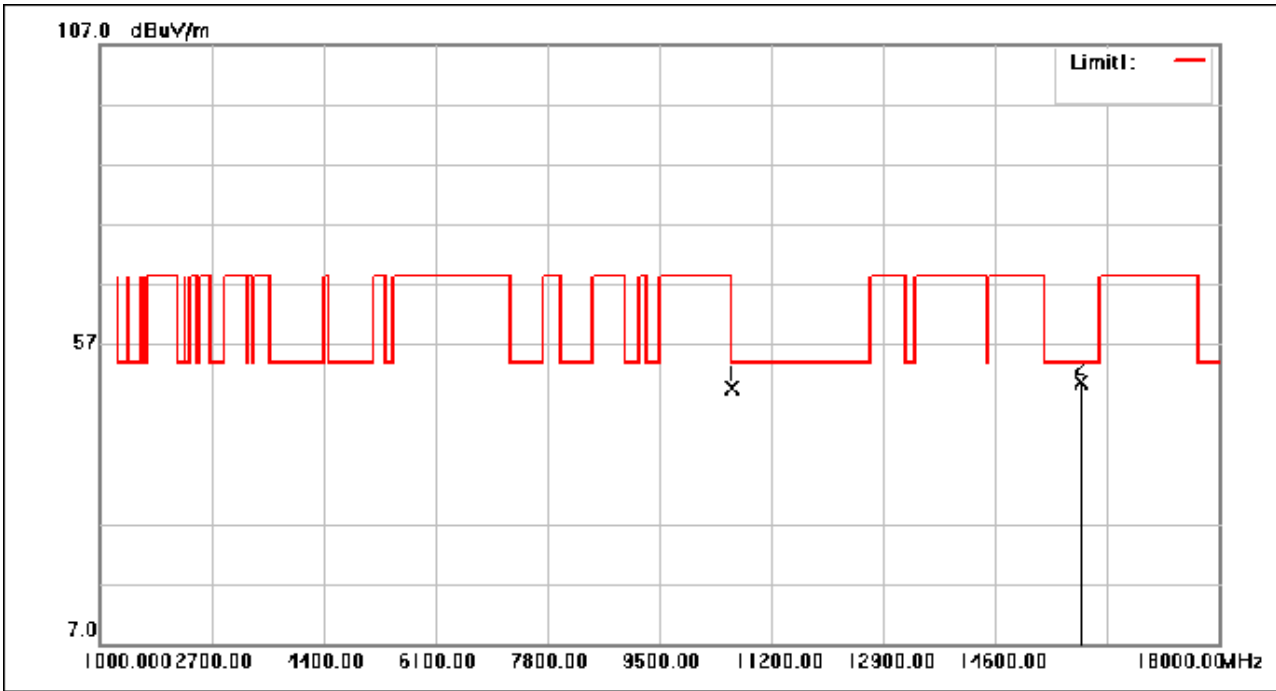
# Compliance Certification Services (Kunshan) Inc.

CCSEM-TRF-001 Rev. 02 Sep 01, 2023

Report No.: KSCR230900174504

Page: 61 of 427

Test Mode: 06; Polarity: Vertical; Modulation:802.11a; Bandwidth:20MHz; Channel:middle



No.	Frequency (MHz)	Reading (dBuV)	Correction factor(dB/m)	Result (dBuV/m)	Limit (dBuV/m)	Margin (dB)	Remark
1	10600.000	49.15	0.46	49.61	54.00	-4.39	peak
2	15900.000	44.09	6.48	50.57	54.00	-3.43	peak

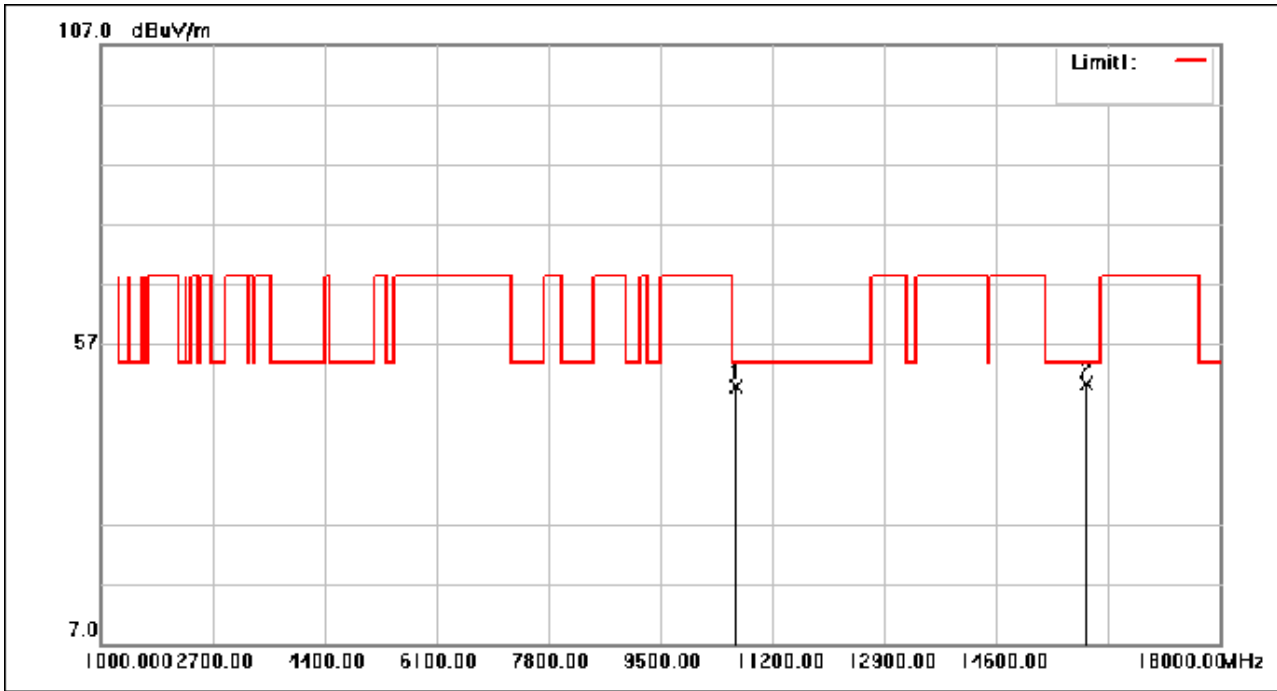
# Compliance Certification Services (Kunshan) Inc.

CCSEM-TRF-001 Rev. 02 Sep 01, 2023

Report No.: KSCR230900174504

Page: 62 of 427

Test Mode: 06; Polarity: Horizontal; Modulation:802.11a; Bandwidth:20MHz; Channel:High



No.	Frequency (MHz)	Reading (dBuV)	Correction factor(dB/m)	Result (dBuV/m)	Limit (dBuV/m)	Margin (dB)	Remark
1	10640.000	49.34	0.46	49.80	54.00	-4.20	peak
2	15960.000	43.67	6.60	50.27	54.00	-3.73	peak

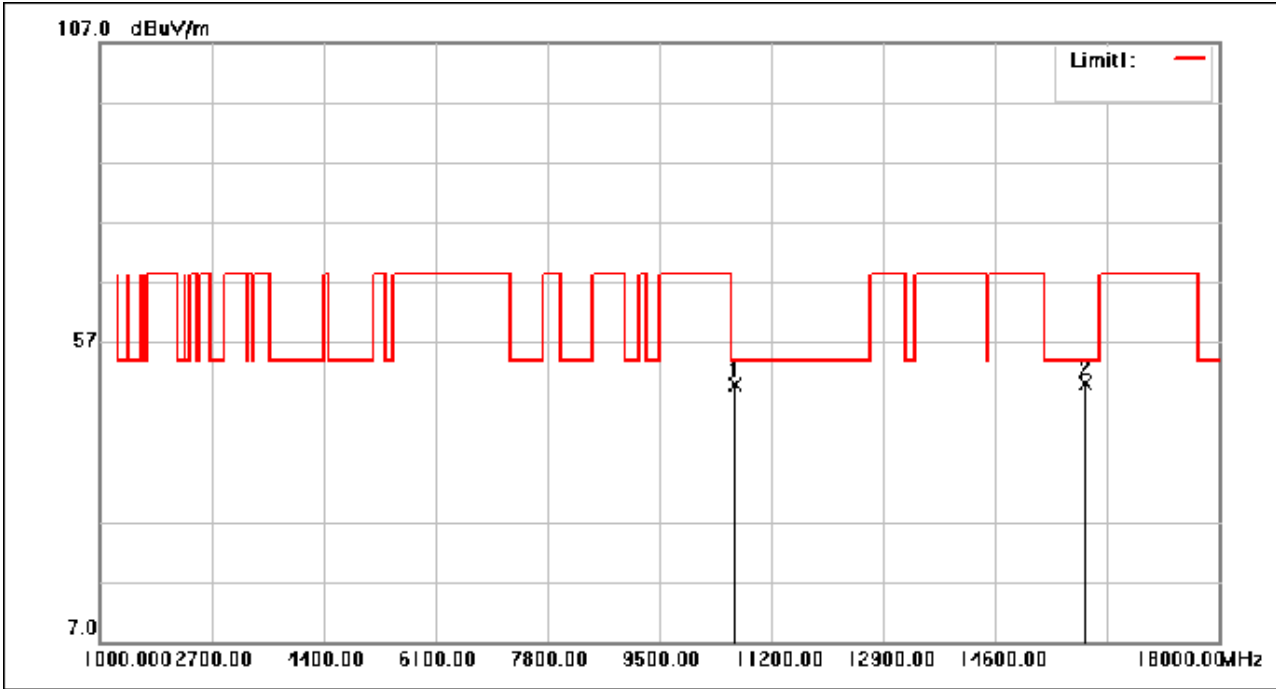
# Compliance Certification Services (Kunshan) Inc.

CCSEM-TRF-001 Rev. 02 Sep 01, 2023

Report No.: KSCR230900174504

Page: 63 of 427

Test Mode: 06; Polarity: Vertical; Modulation:802.11a; Bandwidth:20MHz; Channel:High



No.	Frequency (MHz)	Reading (dBuV)	Correction factor(dB/m)	Result (dBuV/m)	Limit (dBuV/m)	Margin (dB)	Remark
1	10640.000	49.34	0.46	49.80	54.00	-4.20	peak
2	15960.000	43.62	6.60	50.22	54.00	-3.78	peak

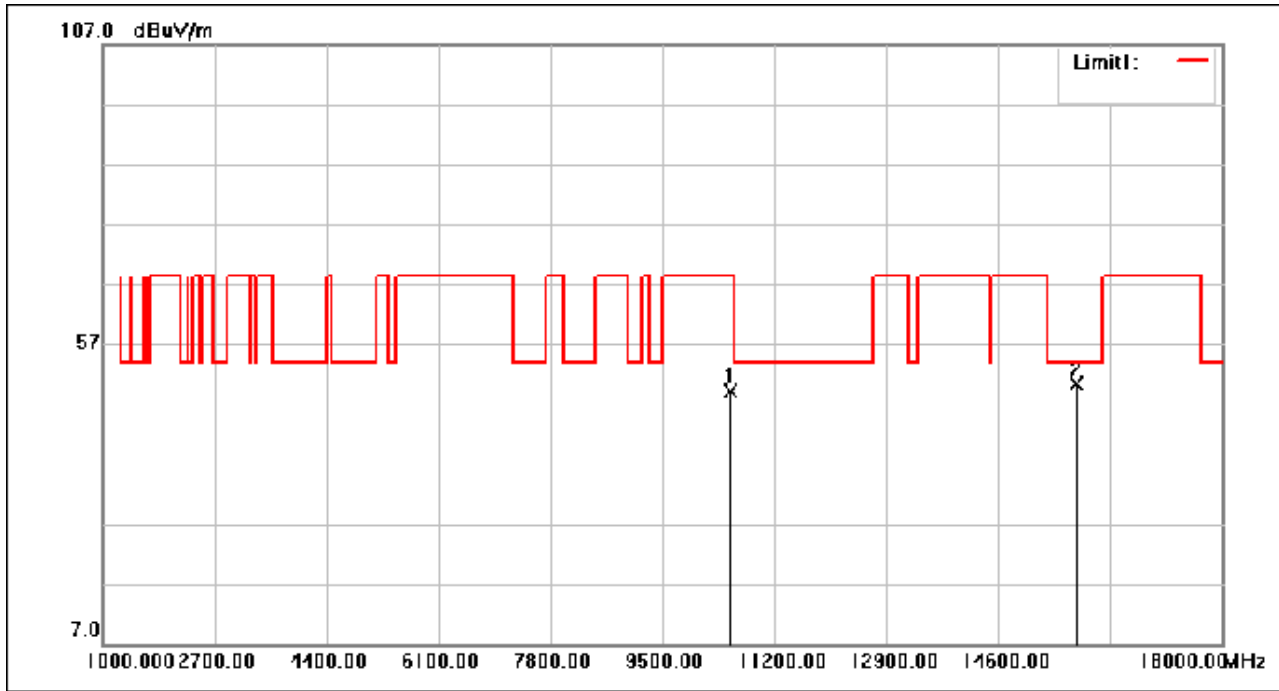
# Compliance Certification Services (Kunshan) Inc.

CCSEM-TRF-001 Rev. 02 Sep 01, 2023

Report No.: KSCR230900174504

Page: 64 of 427

Test Mode: 06; Polarity: Horizontal; Modulation:802.11n; Bandwidth:20MHz; Channel:Low



No.	Frequency (MHz)	Reading (dBuV)	Correction factor(dB/m)	Result (dBuV/m)	Limit (dBuV/m)	Margin (dB)	Remark
1	10520.000	48.69	0.44	49.13	68.30	-19.17	peak
2	15780.000	44.03	6.23	50.26	54.00	-3.74	peak



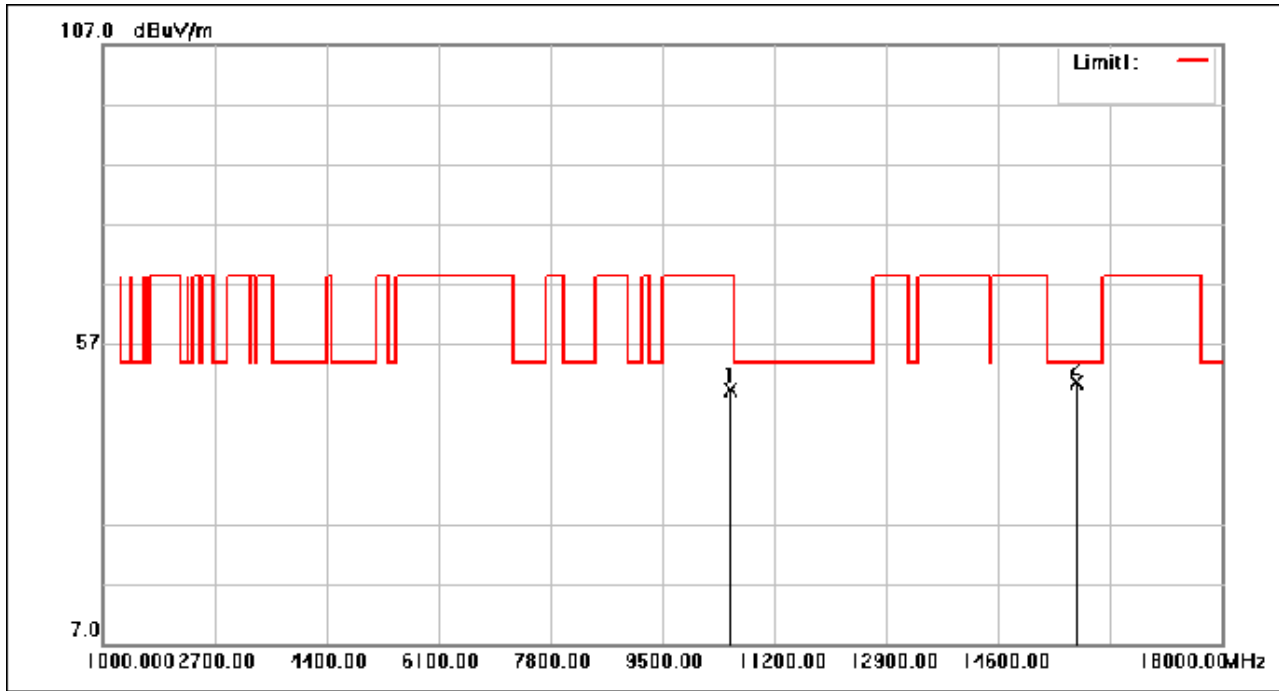
# Compliance Certification Services (Kunshan) Inc.

CCSEM-TRF-001 Rev. 02 Sep 01, 2023

Report No.: KSCR230900174504

Page: 65 of 427

Test Mode: 06; Polarity: Vertical; Modulation:802.11n; Bandwidth:20MHz; Channel:Low



No.	Frequency (MHz)	Reading (dBuV)	Correction factor(dB/m)	Result (dBuV/m)	Limit (dBuV/m)	Margin (dB)	Remark
1	10520.000	48.89	0.44	49.33	68.30	-18.97	peak
2	15780.000	44.51	6.23	50.74	54.00	-3.26	peak

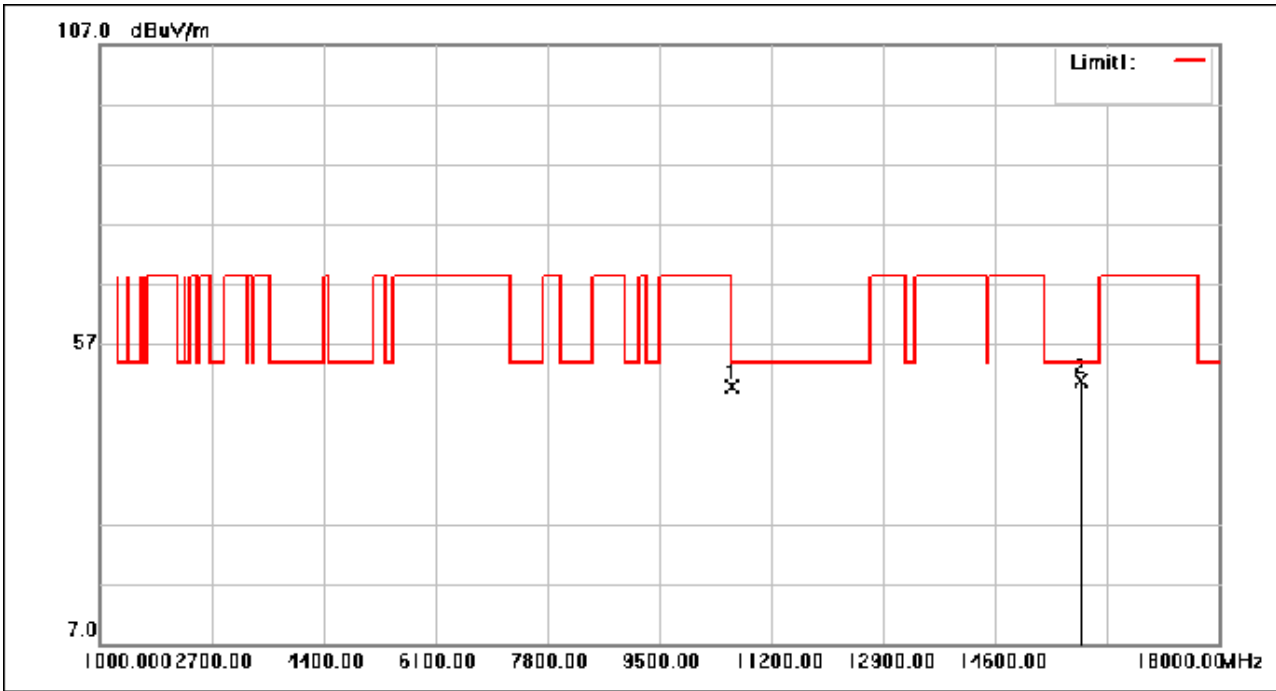
**Compliance Certification Services (Kunshan) Inc.**

CCSEM-TRF-001 Rev. 02 Sep 01, 2023

Report No.: KSCR230900174504

Page: 66 of 427

Test Mode: 06; Polarity: Horizontal; Modulation:802.11n; Bandwidth:20MHz; Channel:middle



No.	Frequency (MHz)	Reading (dBuV)	Correction factor(dB/m)	Result (dBuV/m)	Limit (dBuV/m)	Margin (dB)	Remark
1	10600.000	49.49	0.46	49.95	54.00	-4.05	peak
2	15900.000	44.39	6.48	50.87	54.00	-3.13	peak

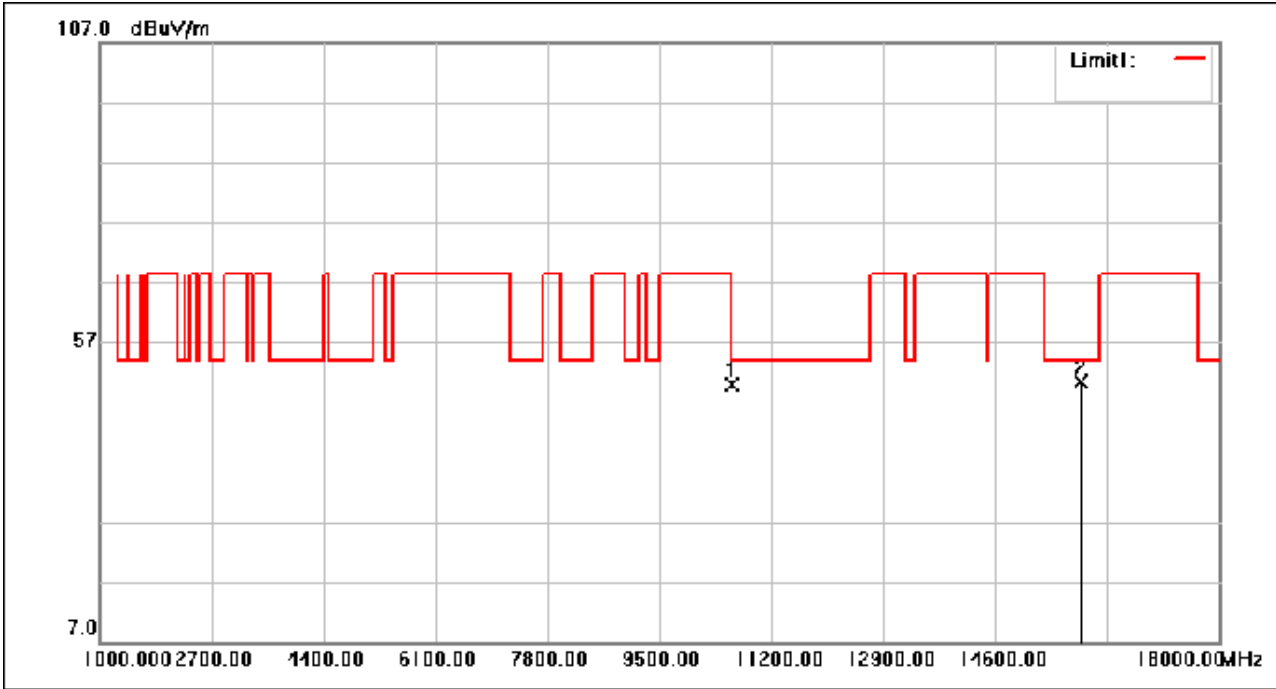
# Compliance Certification Services (Kunshan) Inc.

CCSEM-TRF-001 Rev. 02 Sep 01, 2023

Report No.: KSCR230900174504

Page: 67 of 427

Test Mode: 06; Polarity: Vertical; Modulation:802.11n; Bandwidth:20MHz; Channel:middle



No.	Frequency (MHz)	Reading (dBuV)	Correction factor(dB/m)	Result (dBuV/m)	Limit (dBuV/m)	Margin (dB)	Remark
1	10600.000	49.38	0.46	49.84	54.00	-4.16	peak
2	15900.000	43.93	6.48	50.41	54.00	-3.59	peak

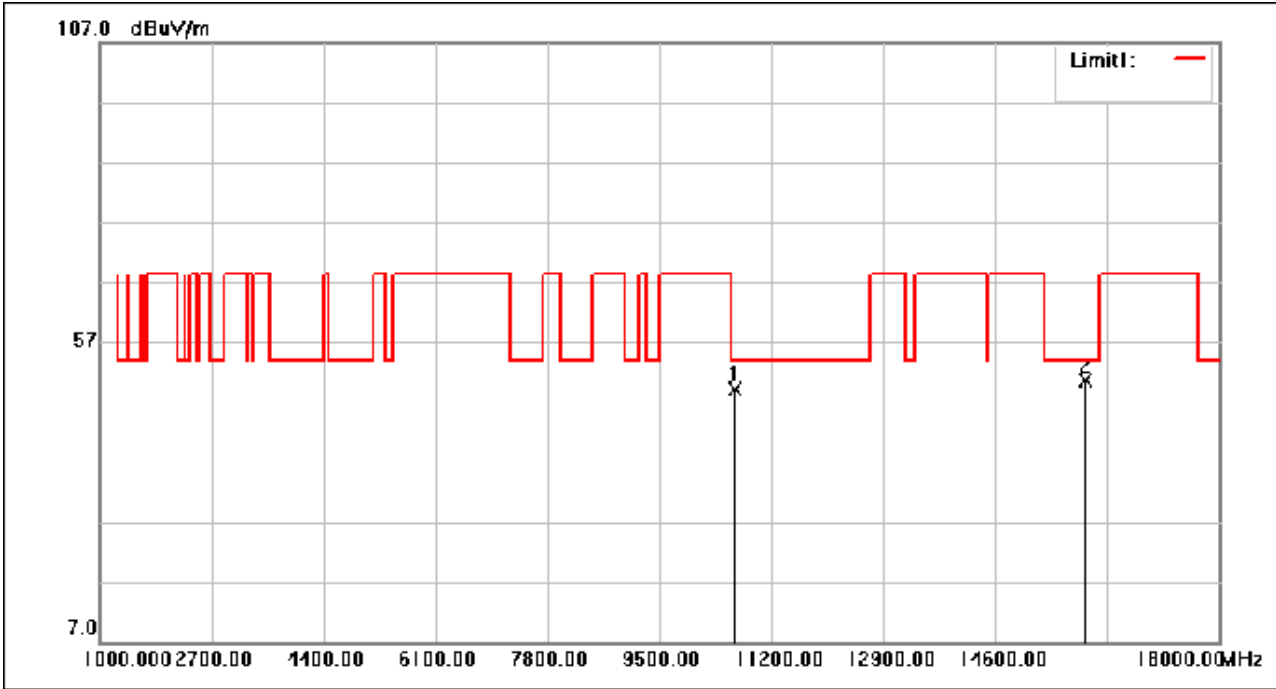
# Compliance Certification Services (Kunshan) Inc.

CCSEM-TRF-001 Rev. 02 Sep 01, 2023

Report No.: KSCR230900174504

Page: 68 of 427

Test Mode: 06; Polarity: Horizontal; Modulation:802.11n; Bandwidth:20MHz; Channel:High



No.	Frequency (MHz)	Reading (dBuV)	Correction factor(dB/m)	Result (dBuV/m)	Limit (dBuV/m)	Margin (dB)	Remark
1	10640.000	48.57	0.46	49.03	54.00	-4.97	peak
2	15960.000	44.12	6.60	50.72	54.00	-3.28	peak

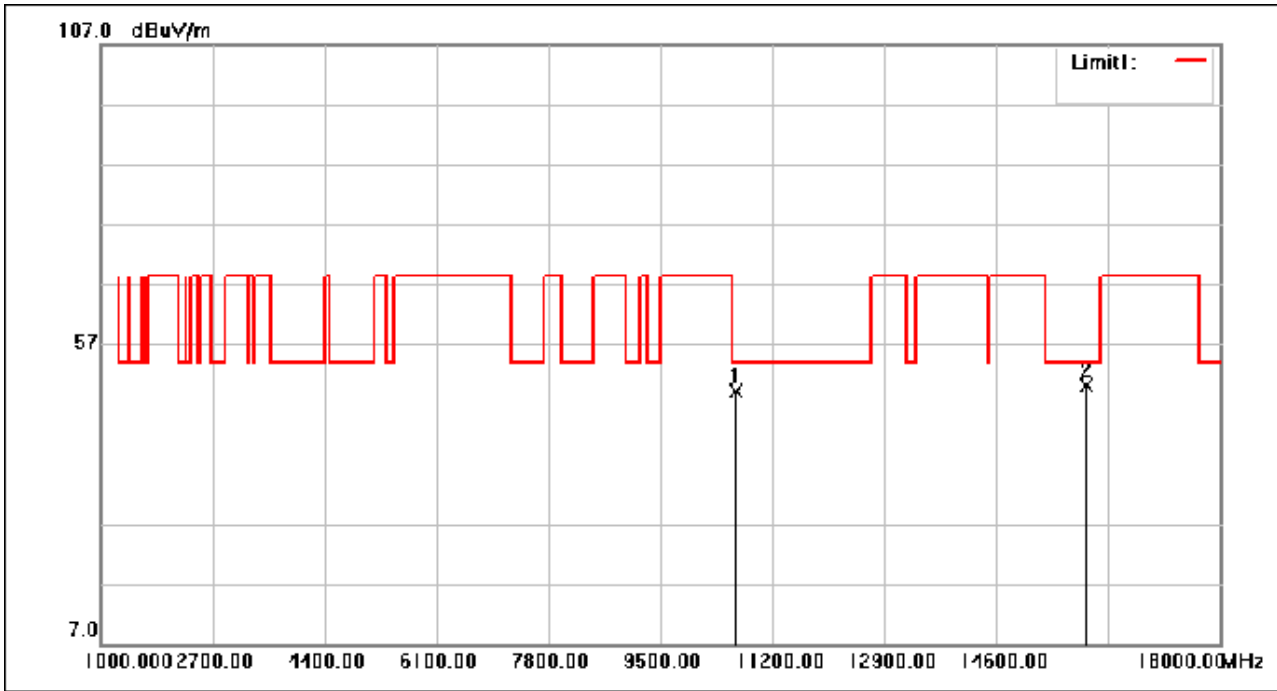
# Compliance Certification Services (Kunshan) Inc.

CCSEM-TRF-001 Rev. 02 Sep 01, 2023

Report No.: KSCR230900174504

Page: 69 of 427

Test Mode: 06; Polarity: Vertical; Modulation:802.11n; Bandwidth:20MHz; Channel:High



No.	Frequency (MHz)	Reading (dBuV)	Correction factor(dB/m)	Result (dBuV/m)	Limit (dBuV/m)	Margin (dB)	Remark
1	10640.000	48.67	0.46	49.13	54.00	-4.87	peak
2	15960.000	43.41	6.60	50.01	54.00	-3.99	peak

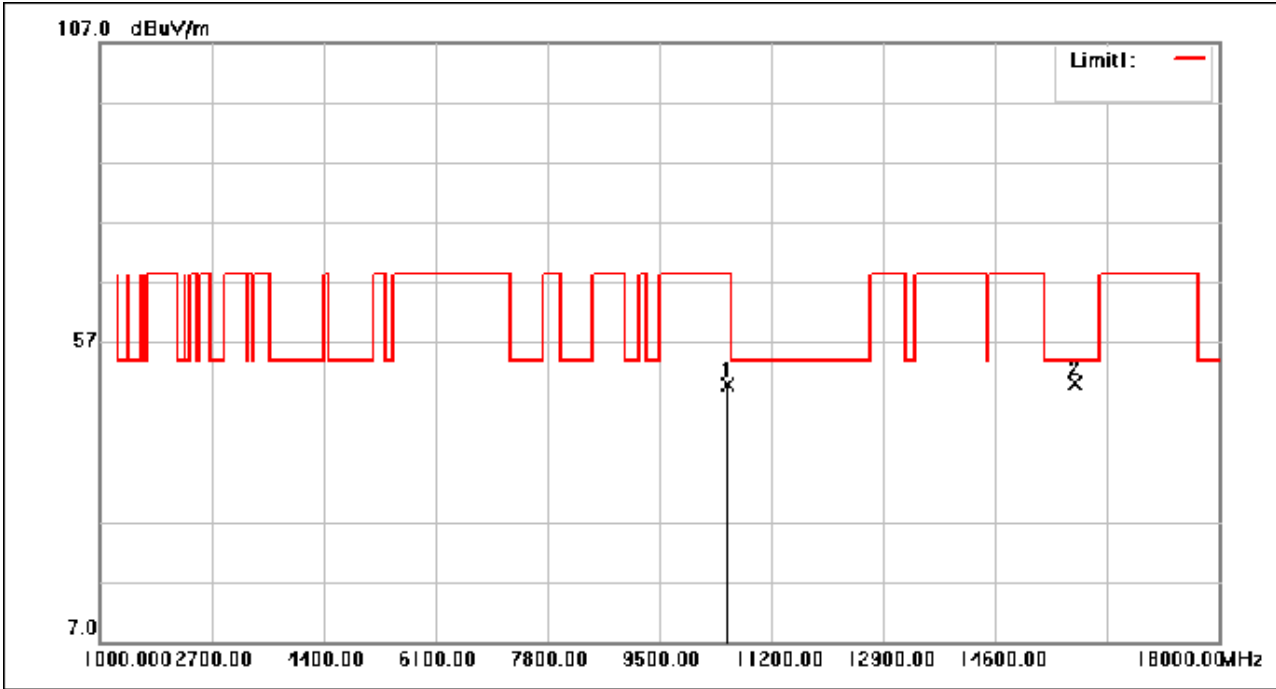
# Compliance Certification Services (Kunshan) Inc.

CCSEM-TRF-001 Rev. 02 Sep 01, 2023

Report No.: KSCR230900174504

Page: 70 of 427

Test Mode: 06; Polarity: Horizontal; Modulation:802.11n; Bandwidth:40MHz; Channel:Low



No.	Frequency (MHz)	Reading (dBuV)	Correction factor(dB/m)	Result (dBuV/m)	Limit (dBuV/m)	Margin (dB)	Remark
1	10540.000	49.32	0.44	49.76	68.30	-18.54	peak
2	15810.000	43.90	6.29	50.19	54.00	-3.81	peak

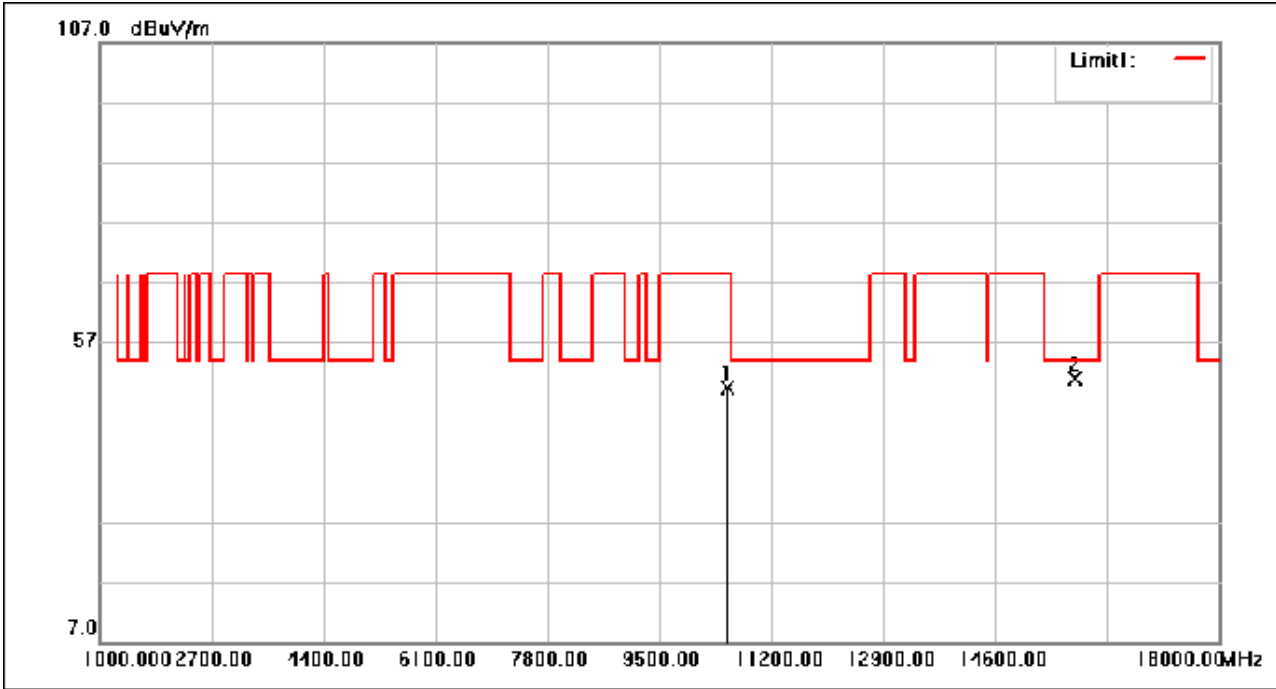
# Compliance Certification Services (Kunshan) Inc.

CCSEM-TRF-001 Rev. 02 Sep 01, 2023

Report No.: KSCR230900174504

Page: 71 of 427

Test Mode: 06; Polarity: Vertical; Modulation:802.11n; Bandwidth:40MHz; Channel:Low



No.	Frequency (MHz)	Reading (dBuV)	Correction factor(dB/m)	Result (dBuV/m)	Limit (dBuV/m)	Margin (dB)	Remark
1	10540.000	49.06	0.44	49.50	68.30	-18.80	peak
2	15810.000	44.58	6.29	50.87	54.00	-3.13	peak

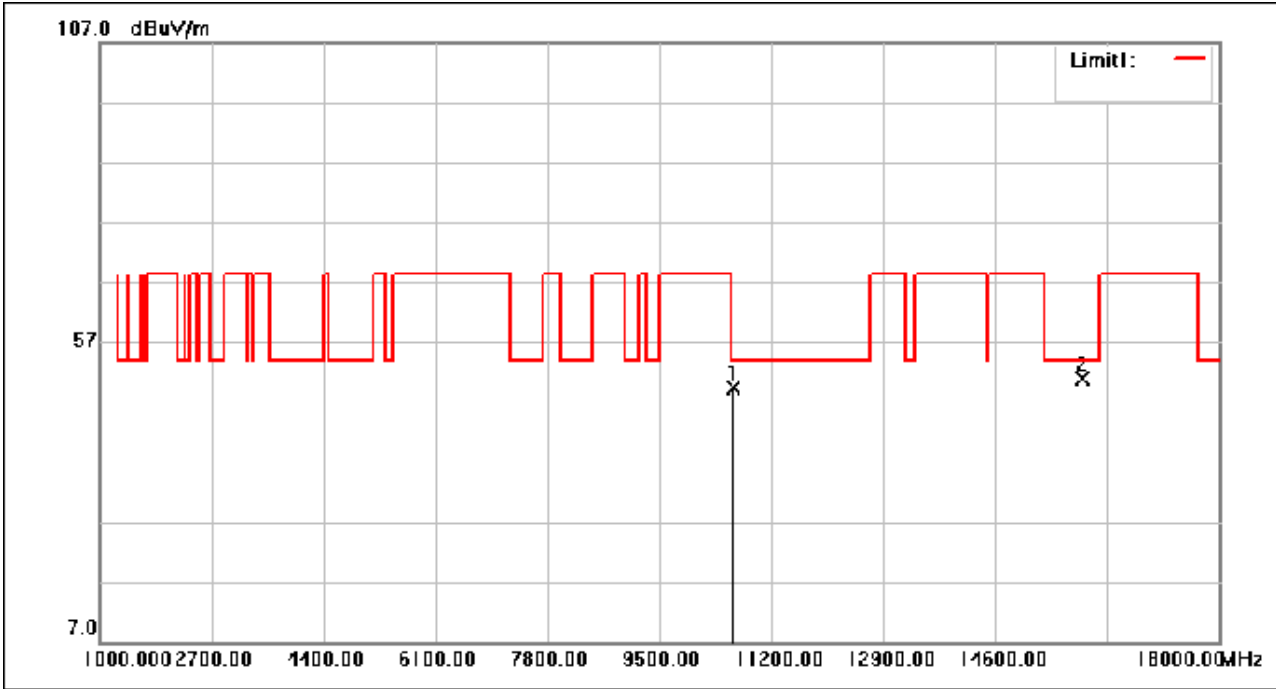
# Compliance Certification Services (Kunshan) Inc.

CCSEM-TRF-001 Rev. 02 Sep 01, 2023

Report No.: KSCR230900174504

Page: 72 of 427

Test Mode: 06; Polarity: Horizontal; Modulation:802.11n; Bandwidth:40MHz; Channel:High



No.	Frequency (MHz)	Reading (dBuV)	Correction factor(dB/m)	Result (dBuV/m)	Limit (dBuV/m)	Margin (dB)	Remark
1	10620.000	48.92	0.46	49.38	54.00	-4.62	peak
2	15930.000	44.42	6.54	50.96	54.00	-3.04	peak



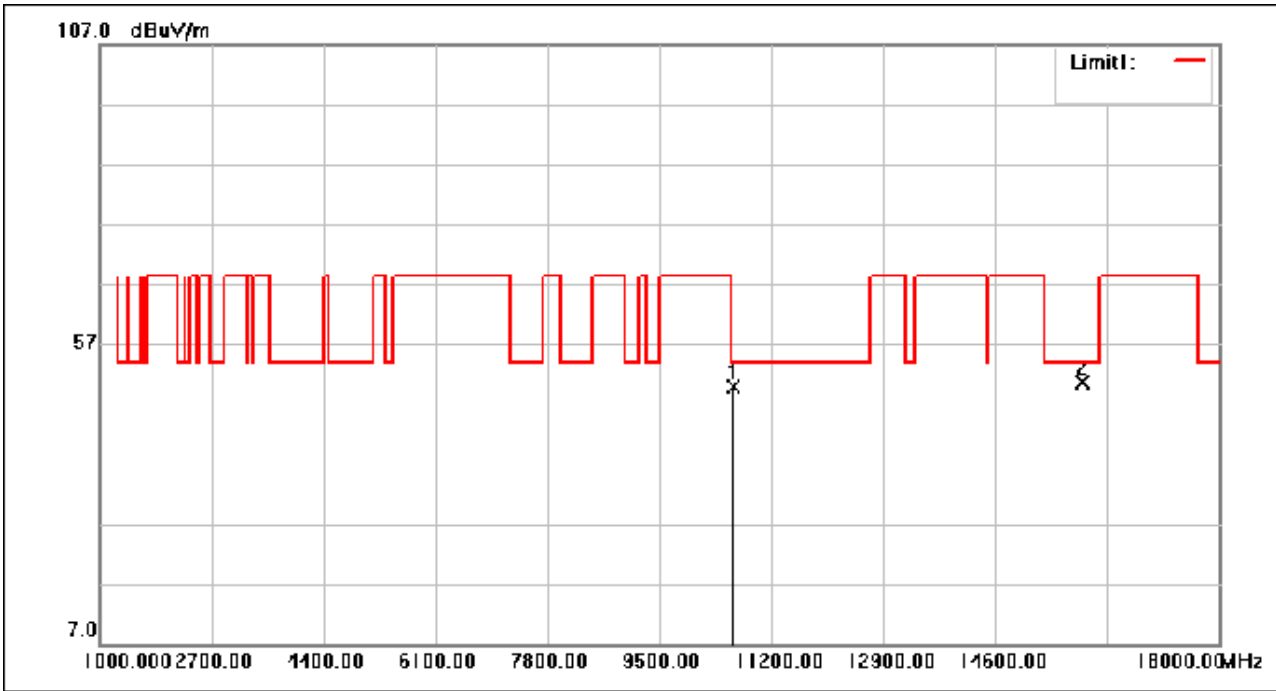
# Compliance Certification Services (Kunshan) Inc.

CCSEM-TRF-001 Rev. 02 Sep 01, 2023

Report No.: KSCR230900174504

Page: 73 of 427

Test Mode: 06; Polarity: Vertical; Modulation:802.11n; Bandwidth:40MHz; Channel:High



No.	Frequency (MHz)	Reading (dBuV)	Correction factor(dB/m)	Result (dBuV/m)	Limit (dBuV/m)	Margin (dB)	Remark
1	10620.000	49.32	0.46	49.78	54.00	-4.22	peak
2	15930.000	43.97	6.54	50.51	54.00	-3.49	peak

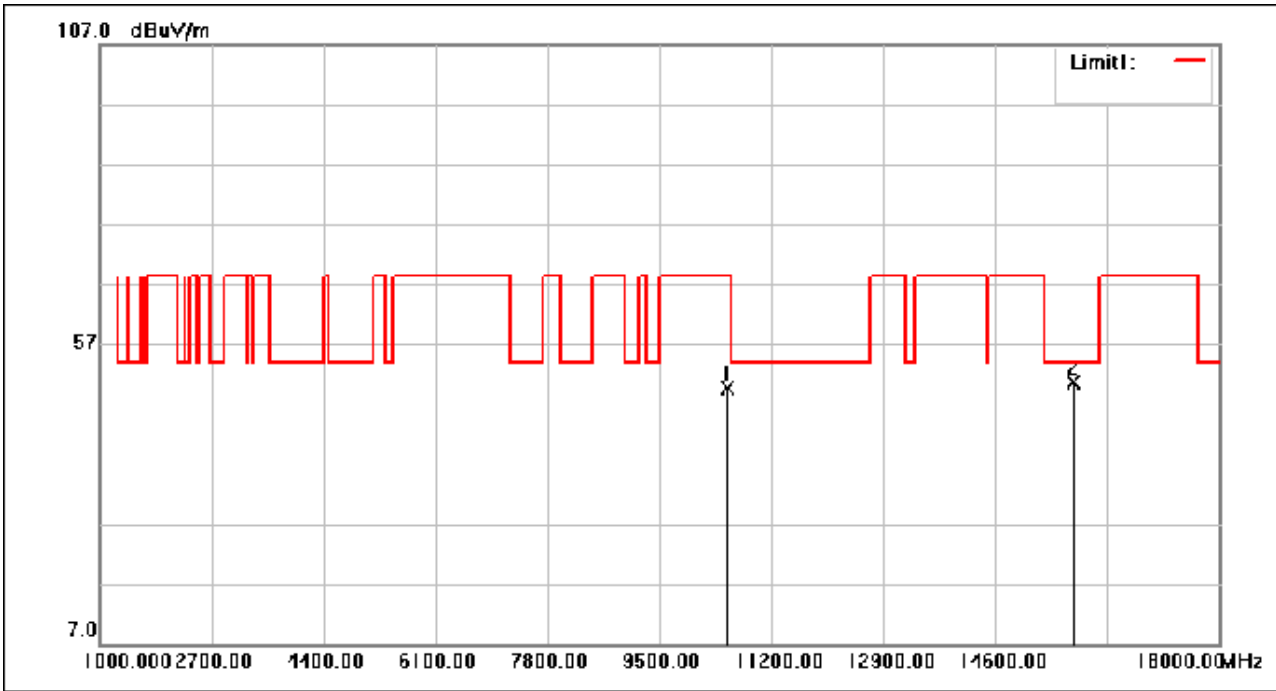
# Compliance Certification Services (Kunshan) Inc.

CCSEM-TRF-001 Rev. 02 Sep 01, 2023

Report No.: KSCR230900174504

Page: 74 of 427

Test Mode: 06; Polarity: Horizontal; Modulation:802.11ac; Bandwidth:20MHz; Channel:Low



No.	Frequency (MHz)	Reading (dBuV)	Correction factor(dB/m)	Result (dBuV/m)	Limit (dBuV/m)	Margin (dB)	Remark
1	10520.000	49.28	0.44	49.72	68.30	-18.58	peak
2	15780.000	44.39	6.23	50.62	54.00	-3.38	peak

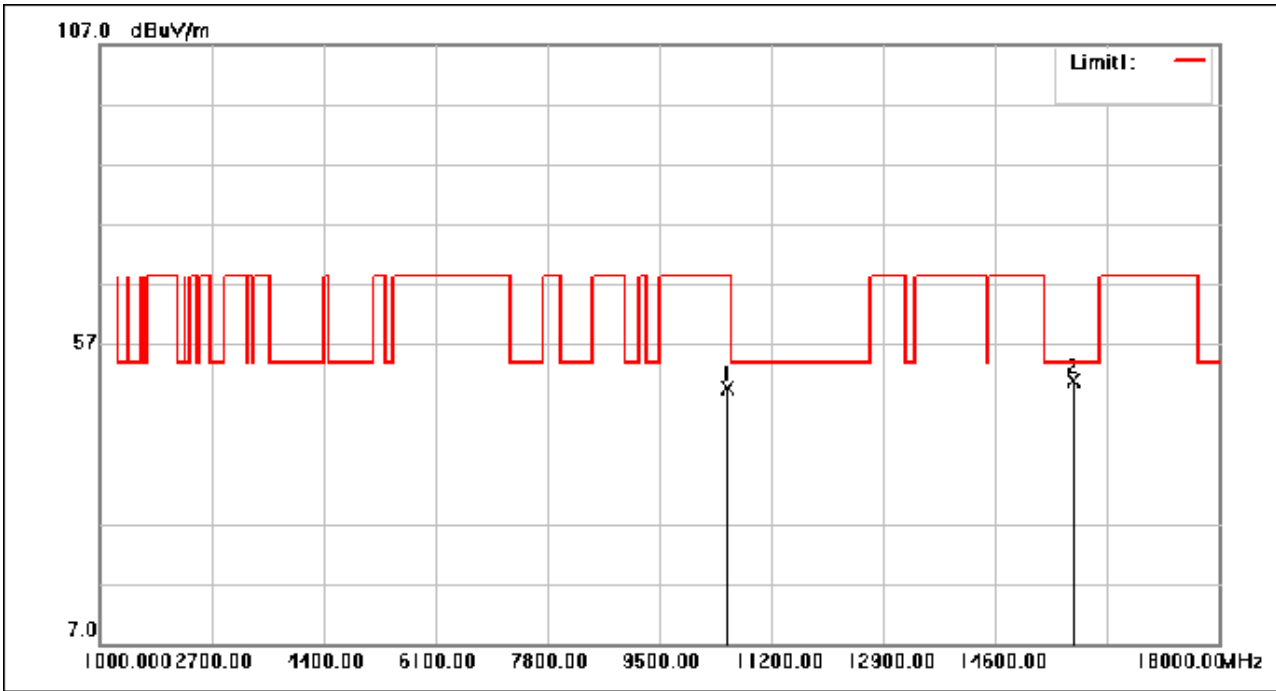
# Compliance Certification Services (Kunshan) Inc.

CCSEM-TRF-001 Rev. 02 Sep 01, 2023

Report No.: KSCR230900174504

Page: 75 of 427

Test Mode: 06; Polarity: Vertical; Modulation:802.11ac; Bandwidth:20MHz; Channel:Low



No.	Frequency (MHz)	Reading (dBuV)	Correction factor(dB/m)	Result (dBuV/m)	Limit (dBuV/m)	Margin (dB)	Remark
1	10520.000	49.12	0.44	49.56	68.30	-18.74	peak
2	15780.000	44.74	6.23	50.97	54.00	-3.03	peak

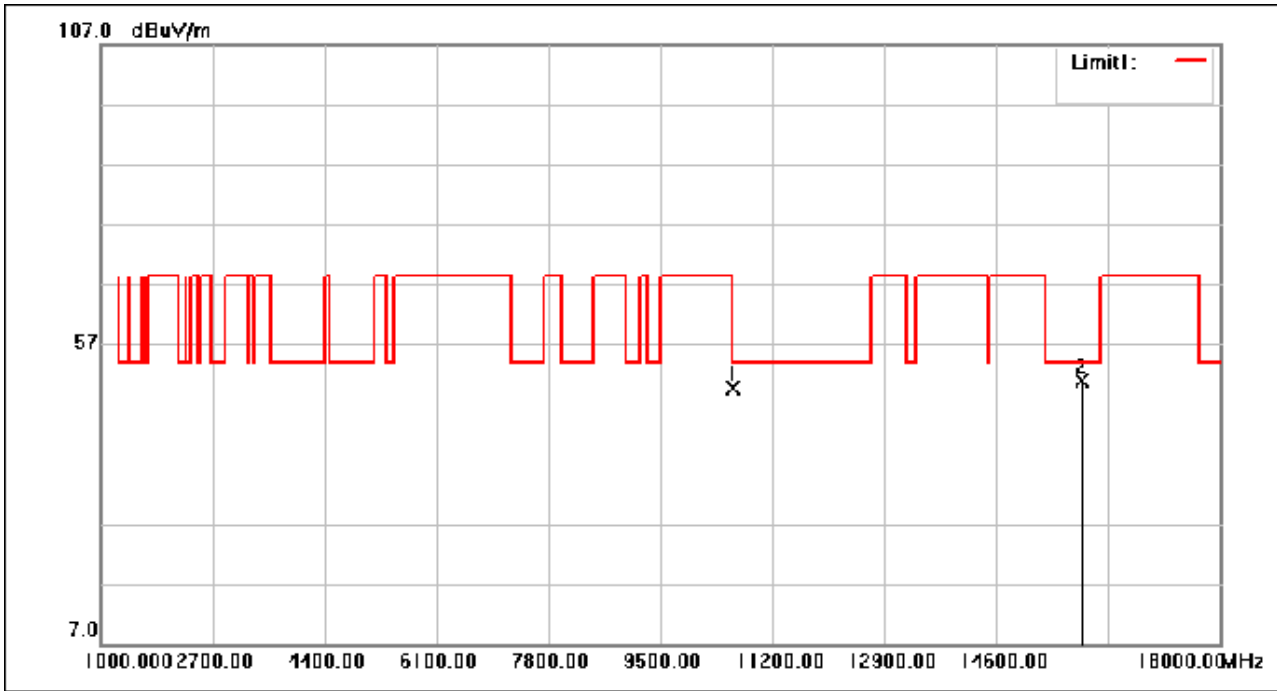
## Compliance Certification Services (Kunshan) Inc.

CCSEM-TRF-001 Rev. 02 Sep 01, 2023

Report No.: KSCR230900174504

Page: 76 of 427

Test Mode: 06; Polarity: Horizontal; Modulation:802.11ac; Bandwidth:20MHz; Channel:middle



No.	Frequency (MHz)	Reading (dBuV)	Correction factor(dB/m)	Result (dBuV/m)	Limit (dBuV/m)	Margin (dB)	Remark
1	10600.000	49.14	0.46	49.60	54.00	-4.40	peak
2	15900.000	44.28	6.48	50.76	54.00	-3.24	peak

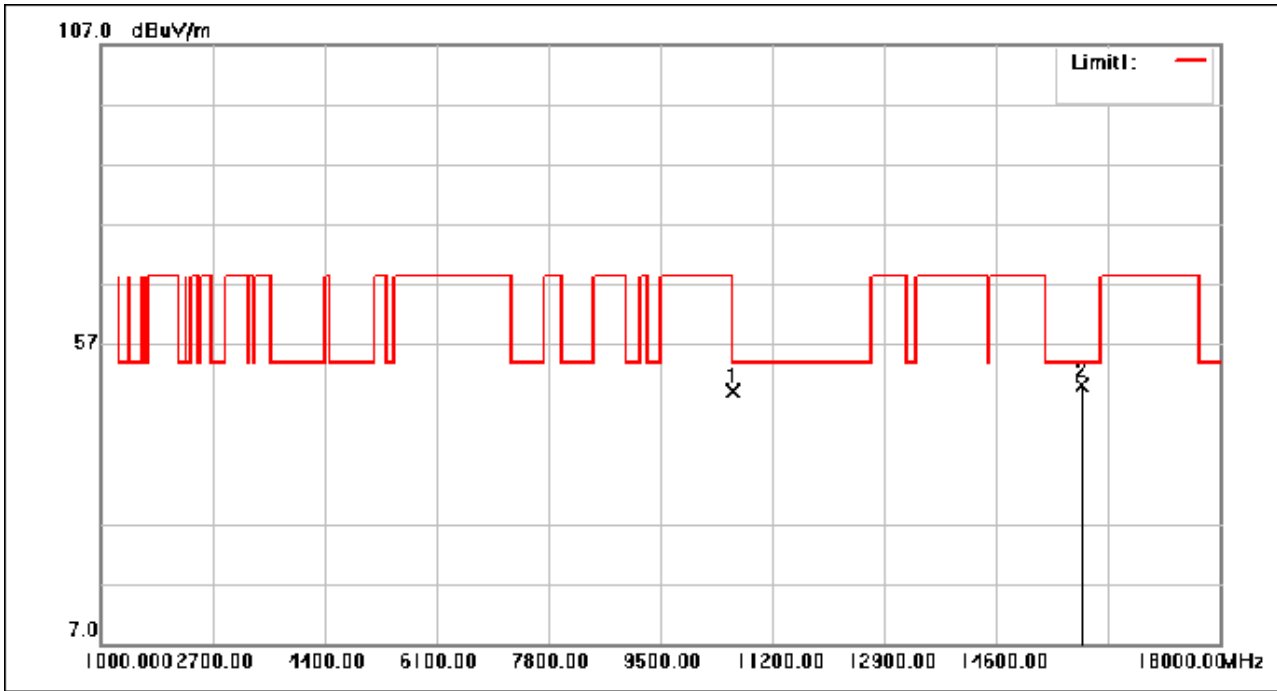
## Compliance Certification Services (Kunshan) Inc.

CCSEM-TRF-001 Rev. 02 Sep 01, 2023

Report No.: KSCR230900174504

Page: 77 of 427

Test Mode: 06; Polarity: Vertical; Modulation:802.11ac; Bandwidth:20MHz; Channel:middle



No.	Frequency (MHz)	Reading (dBuV)	Correction factor(dB/m)	Result (dBuV/m)	Limit (dBuV/m)	Margin (dB)	Remark
1	10600.000	48.69	0.46	49.15	54.00	-4.85	peak
2	15900.000	43.69	6.48	50.17	54.00	-3.83	peak

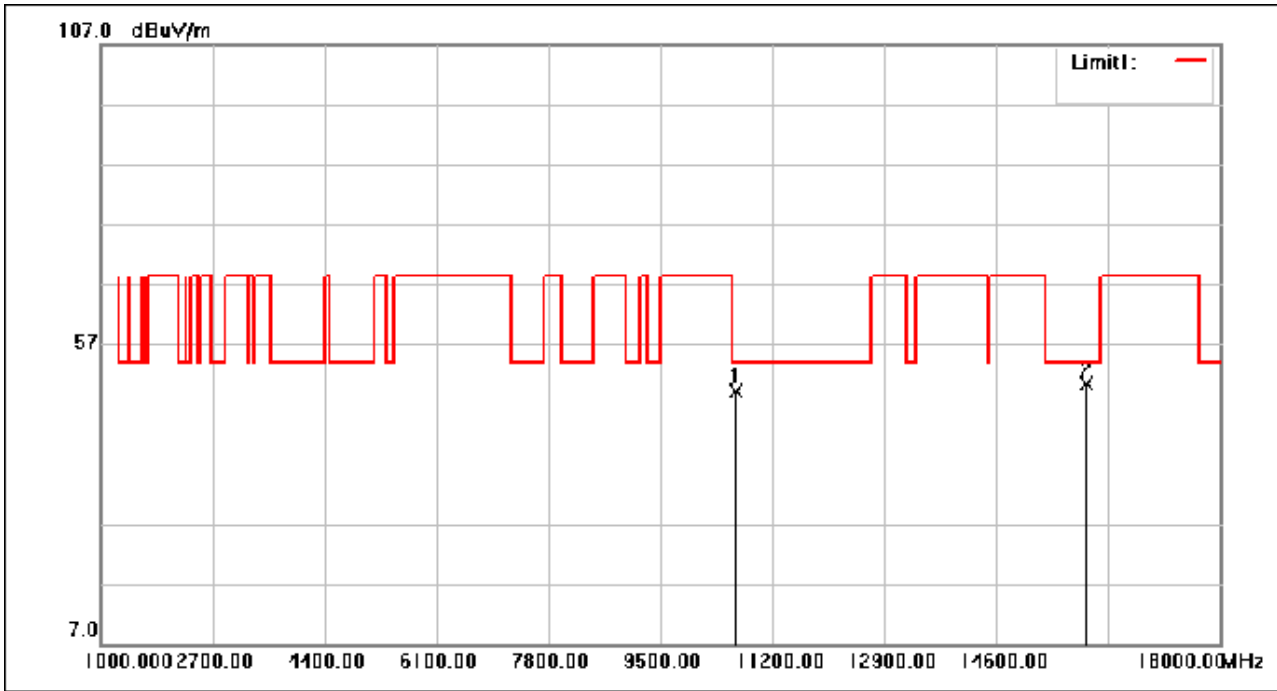
# Compliance Certification Services (Kunshan) Inc.

CCSEM-TRF-001 Rev. 02 Sep 01, 2023

Report No.: KSCR230900174504

Page: 78 of 427

Test Mode: 06; Polarity: Horizontal; Modulation:802.11ac; Bandwidth:20MHz; Channel:High



No.	Frequency (MHz)	Reading (dBuV)	Correction factor(dB/m)	Result (dBuV/m)	Limit (dBuV/m)	Margin (dB)	Remark
1	10640.000	48.63	0.46	49.09	54.00	-4.91	peak
2	15960.000	43.68	6.60	50.28	54.00	-3.72	peak

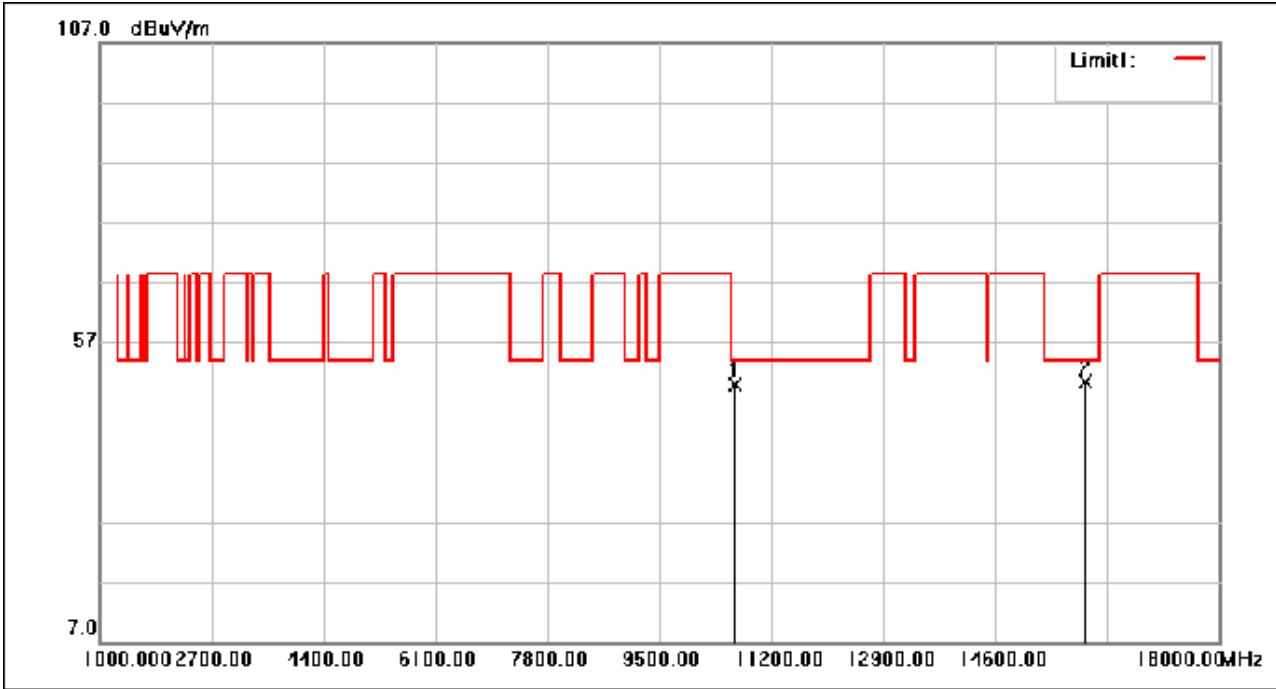
# Compliance Certification Services (Kunshan) Inc.

CCSEM-TRF-001 Rev. 02 Sep 01, 2023

Report No.: KSCR230900174504

Page: 79 of 427

Test Mode: 06; Polarity: Vertical; Modulation:802.11ac; Bandwidth:20MHz; Channel:High



No.	Frequency (MHz)	Reading (dBuV)	Correction factor(dB/m)	Result (dBuV/m)	Limit (dBuV/m)	Margin (dB)	Remark
1	10640.000	49.44	0.46	49.90	54.00	-4.10	peak
2	15960.000	43.86	6.60	50.46	54.00	-3.54	peak

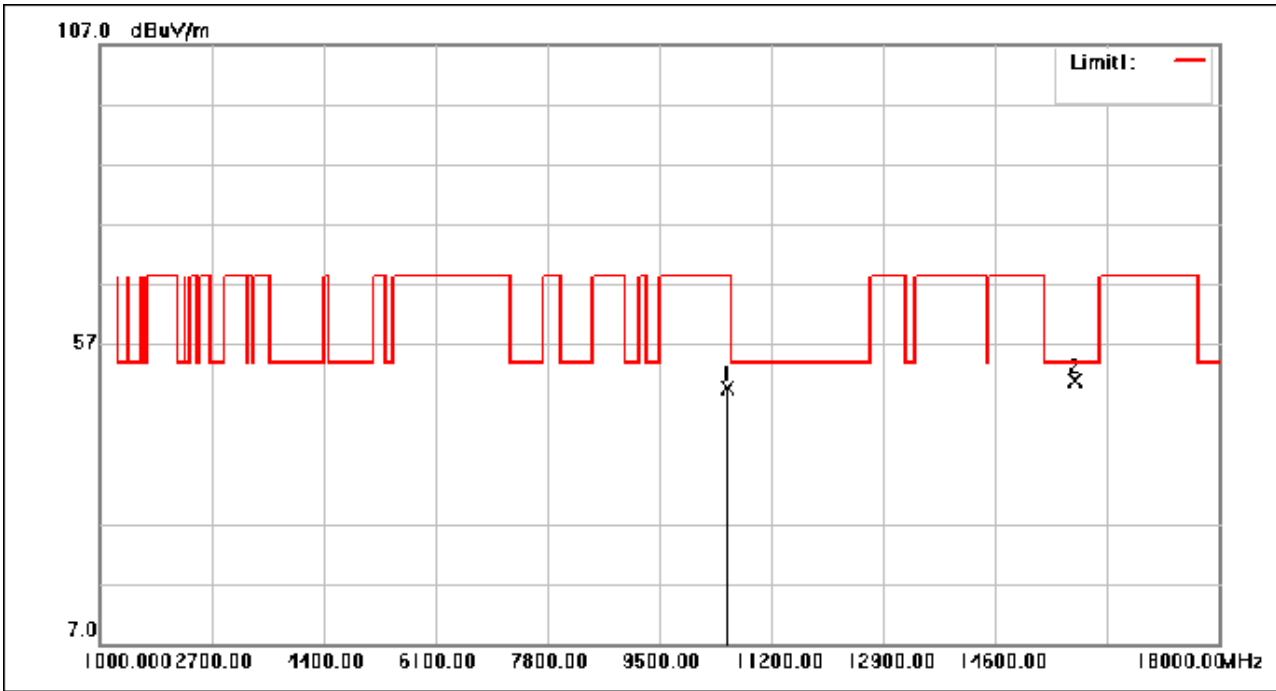
# Compliance Certification Services (Kunshan) Inc.

CCSEM-TRF-001 Rev. 02 Sep 01, 2023

Report No.: KSCR230900174504

Page: 80 of 427

Test Mode: 06; Polarity: Horizontal; Modulation:802.11ac; Bandwidth:40MHz; Channel:Low



No.	Frequency (MHz)	Reading (dBuV)	Correction factor(dB/m)	Result (dBuV/m)	Limit (dBuV/m)	Margin (dB)	Remark
1	10540.000	49.25	0.44	49.69	68.30	-18.61	peak
2	15810.000	44.47	6.29	50.76	54.00	-3.24	peak



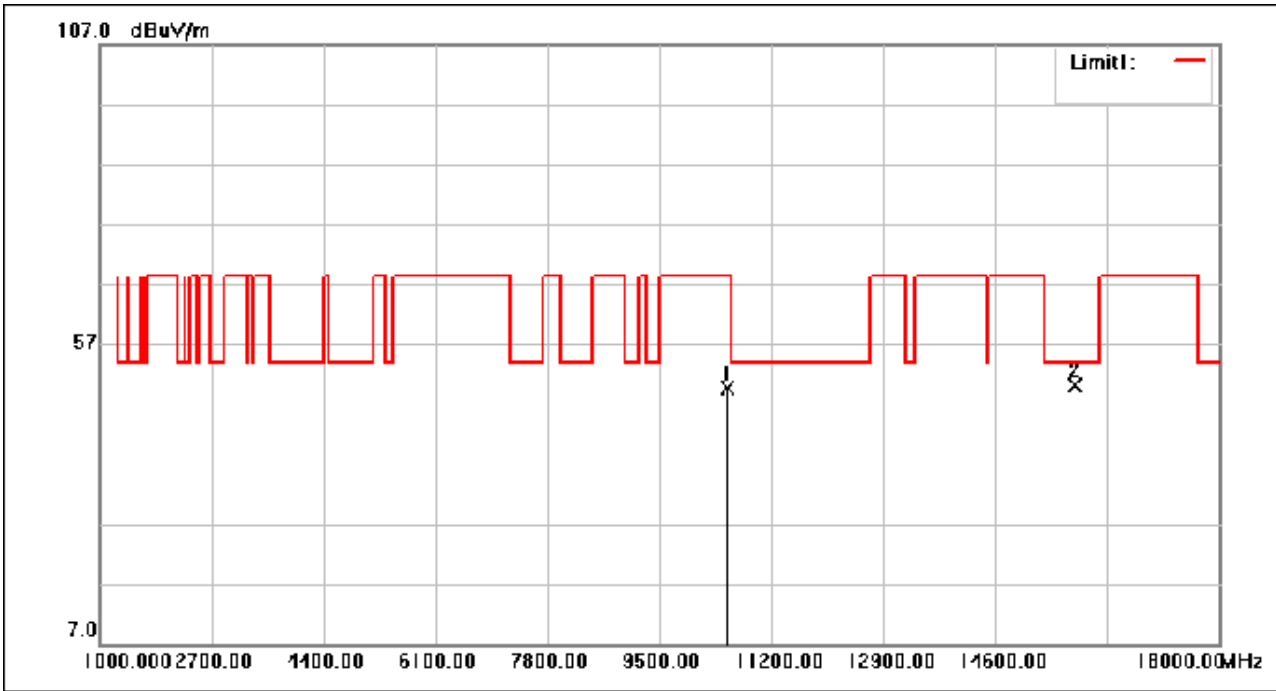
# Compliance Certification Services (Kunshan) Inc.

CCSEM-TRF-001 Rev. 02 Sep 01, 2023

Report No.: KSCR230900174504

Page: 81 of 427

Test Mode: 06; Polarity: Vertical; Modulation:802.11ac; Bandwidth:40MHz; Channel:Low



No.	Frequency (MHz)	Reading (dBuV)	Correction factor(dB/m)	Result (dBuV/m)	Limit (dBuV/m)	Margin (dB)	Remark
1	10540.000	49.16	0.44	49.60	68.30	-18.70	peak
2	15810.000	43.81	6.29	50.10	54.00	-3.90	peak

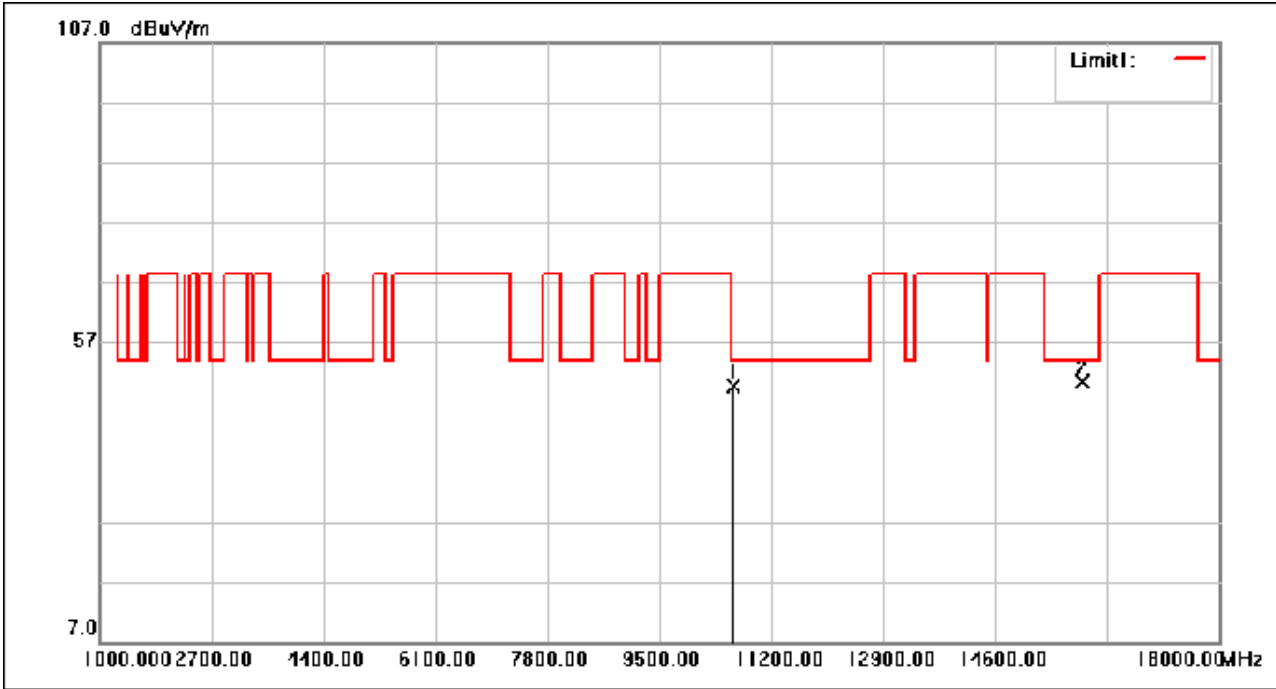
# Compliance Certification Services (Kunshan) Inc.

CCSEM-TRF-001 Rev. 02 Sep 01, 2023

Report No.: KSCR230900174504

Page: 82 of 427

Test Mode: 06; Polarity: Horizontal; Modulation:802.11ac; Bandwidth:40MHz; Channel:High



No.	Frequency (MHz)	Reading (dBuV)	Correction factor(dB/m)	Result (dBuV/m)	Limit (dBuV/m)	Margin (dB)	Remark
1	10620.000	49.27	0.46	49.73	54.00	-4.27	peak
2	15930.000	43.74	6.54	50.28	54.00	-3.72	peak

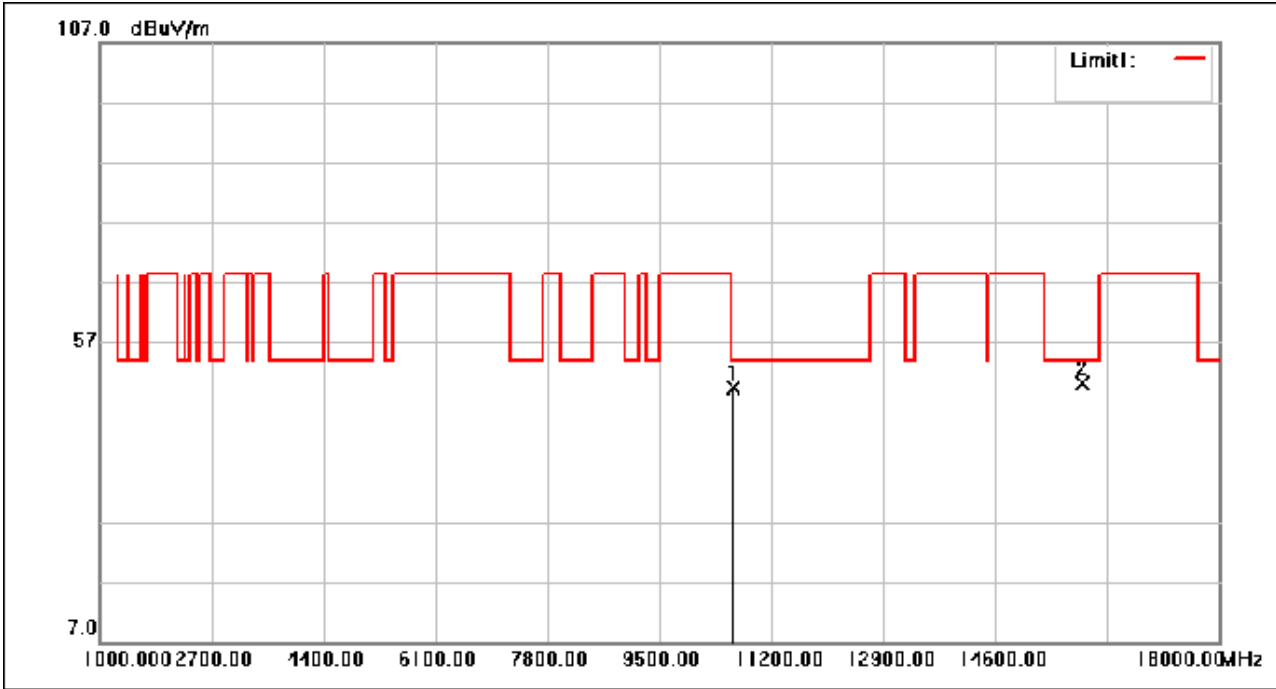
# Compliance Certification Services (Kunshan) Inc.

CCSEM-TRF-001 Rev. 02 Sep 01, 2023

Report No.: KSCR230900174504

Page: 83 of 427

Test Mode: 06; Polarity: Vertical; Modulation:802.11ac; Bandwidth:40MHz; Channel:High



No.	Frequency (MHz)	Reading (dBuV)	Correction factor(dB/m)	Result (dBuV/m)	Limit (dBuV/m)	Margin (dB)	Remark
1	10620.000	48.83	0.46	49.29	54.00	-4.71	peak
2	15930.000	43.62	6.54	50.16	54.00	-3.84	peak

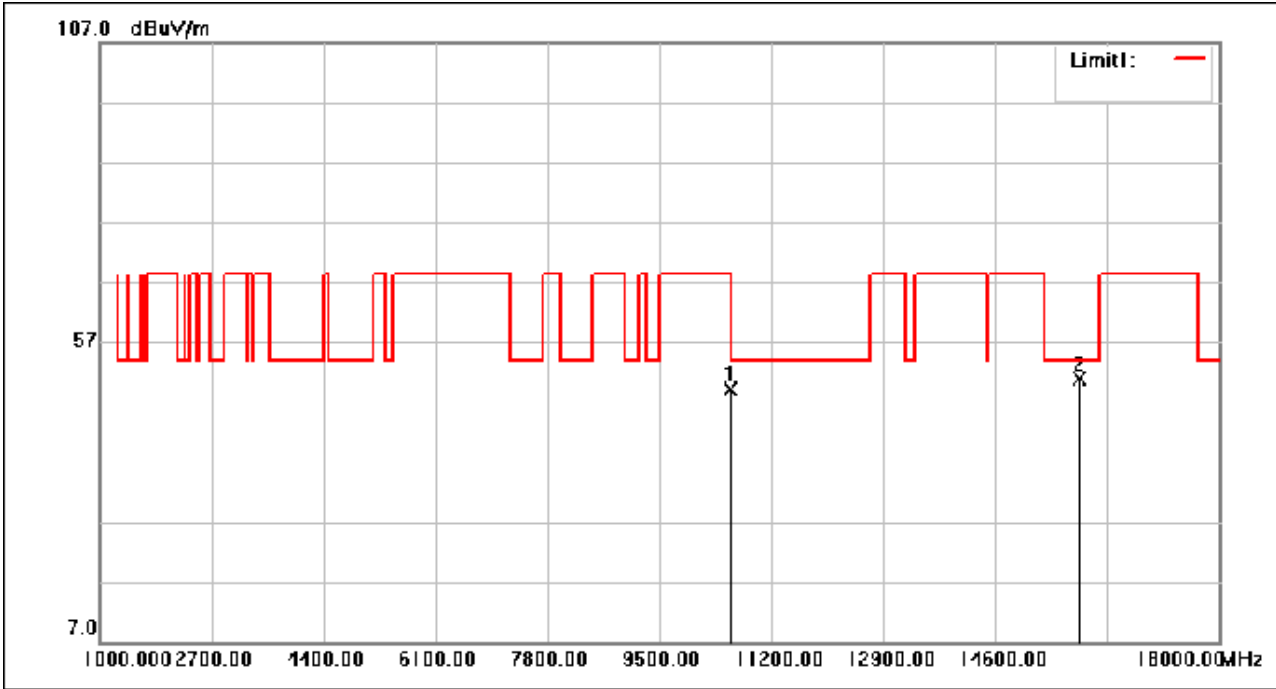
# Compliance Certification Services (Kunshan) Inc.

CCSEM-TRF-001 Rev. 02 Sep 01, 2023

Report No.: KSCR230900174504

Page: 84 of 427

Test Mode: 06; Polarity: Horizontal; Modulation:802.11ac; Bandwidth:80MHz; Channel:Low



No.	Frequency (MHz)	Reading (dBuV)	Correction factor(dB/m)	Result (dBuV/m)	Limit (dBuV/m)	Margin (dB)	Remark
1	10580.000	48.57	0.46	49.03	68.30	-19.27	peak
2	15870.000	44.36	6.41	50.77	54.00	-3.23	peak

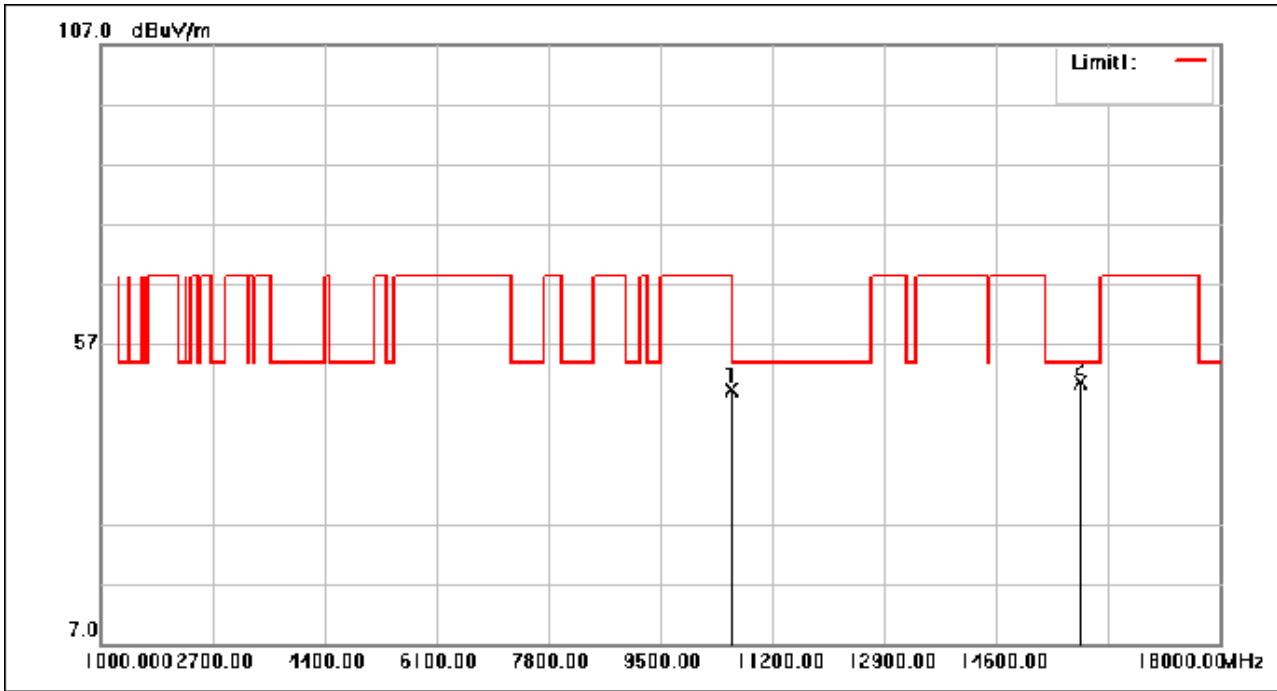
# Compliance Certification Services (Kunshan) Inc.

CCSEM-TRF-001 Rev. 02 Sep 01, 2023

Report No.: KSCR230900174504

Page: 85 of 427

Test Mode: 06; Polarity: Vertical; Modulation:802.11ac; Bandwidth:80MHz; Channel:Low



No.	Frequency (MHz)	Reading (dBuV)	Correction factor(dB/m)	Result (dBuV/m)	Limit (dBuV/m)	Margin (dB)	Remark
1	10580.000	48.94	0.46	49.40	68.30	-18.90	peak
2	15870.000	44.24	6.41	50.65	54.00	-3.35	peak

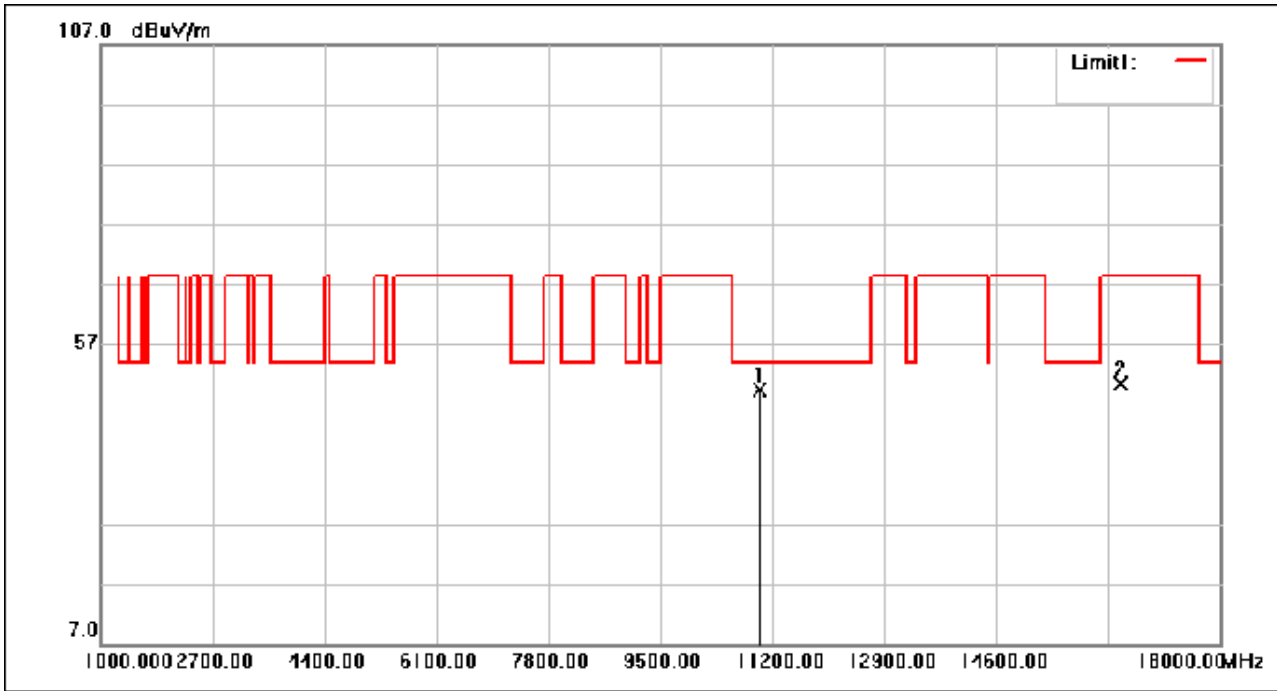
# Compliance Certification Services (Kunshan) Inc.

CCSEM-TRF-001 Rev. 02 Sep 01, 2023

Report No.: KSCR230900174504

Page: 86 of 427

Test Mode: 07; Polarity: Horizontal; Modulation:802.11a; Bandwidth:20MHz; Channel:Low



No.	Frequency (MHz)	Reading (dBuV)	Correction factor(dB/m)	Result (dBuV/m)	Limit (dBuV/m)	Margin (dB)	Remark
1	11000.000	48.75	0.54	49.29	54.00	-4.71	peak
2	16500.000	41.89	8.43	50.32	68.30	-17.98	peak

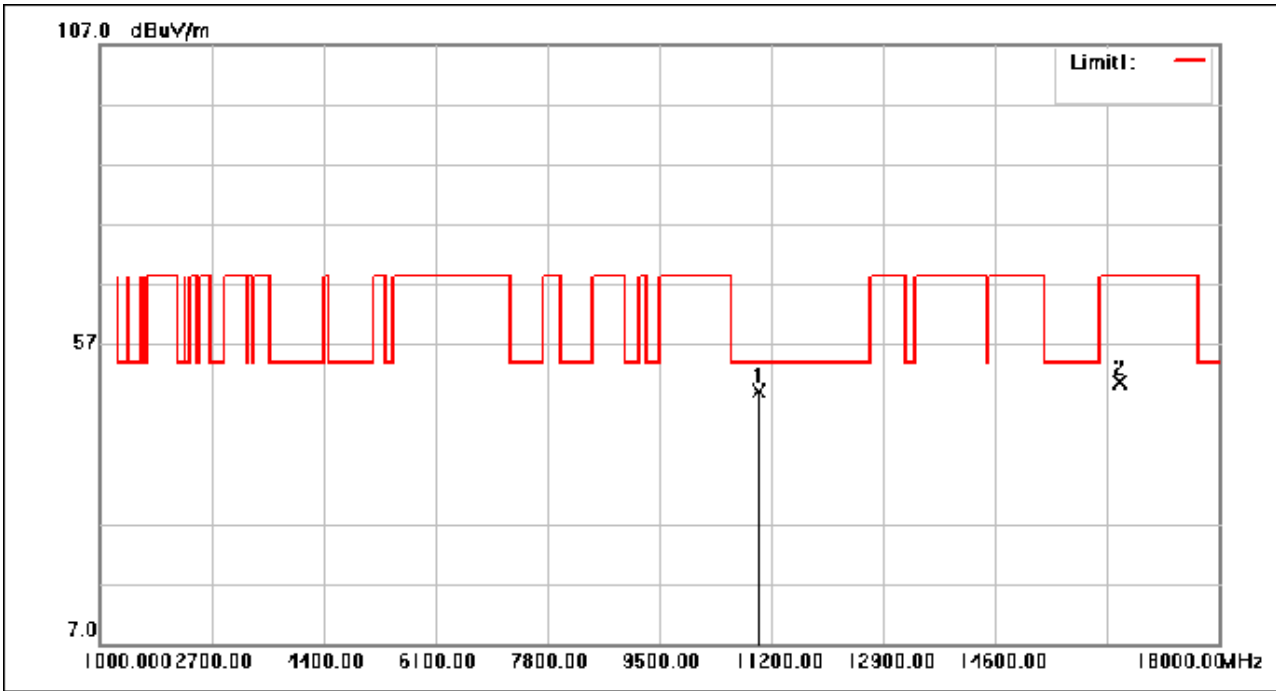
# Compliance Certification Services (Kunshan) Inc.

CCSEM-TRF-001 Rev. 02 Sep 01, 2023

Report No.: KSCR230900174504

Page: 87 of 427

Test Mode: 07; Polarity: Vertical; Modulation:802.11a; Bandwidth:20MHz; Channel:Low



No.	Frequency (MHz)	Reading (dBuV)	Correction factor(dB/m)	Result (dBuV/m)	Limit (dBuV/m)	Margin (dB)	Remark
1	11000.000	48.69	0.54	49.23	54.00	-4.77	peak
2	16500.000	42.14	8.43	50.57	68.30	-17.73	peak

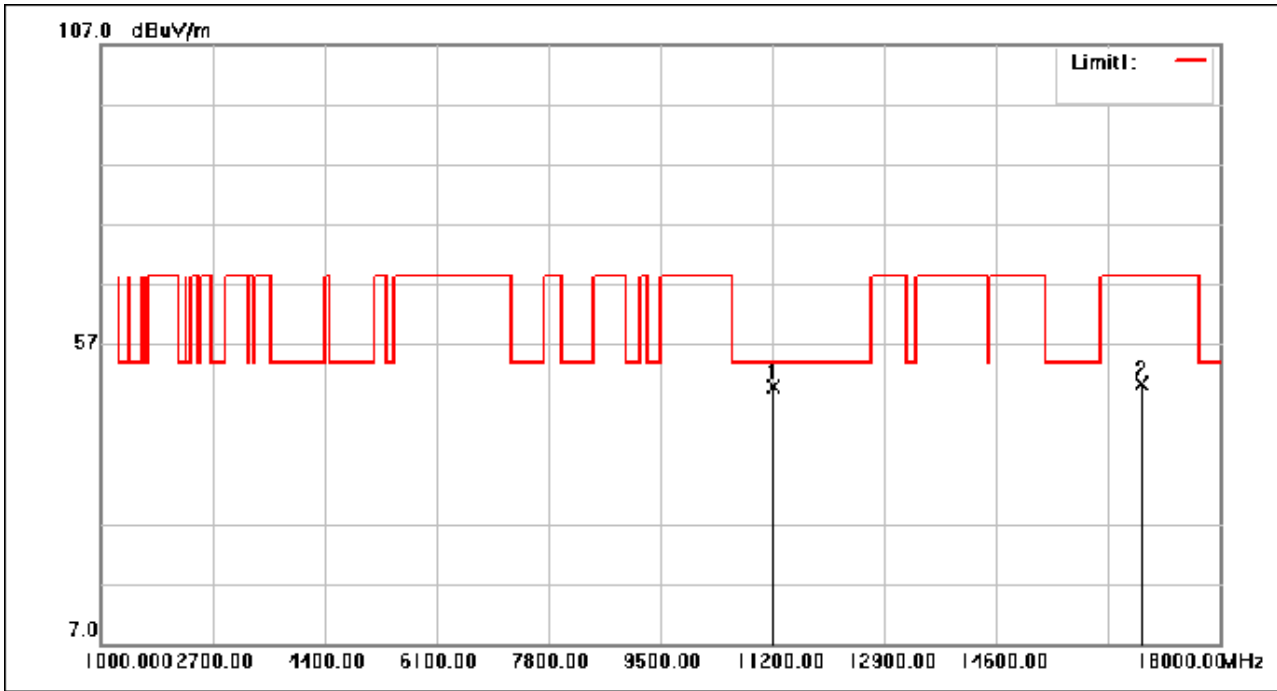
# Compliance Certification Services (Kunshan) Inc.

CCSEM-TRF-001 Rev. 02 Sep 01, 2023

Report No.: KSCR230900174504

Page: 88 of 427

Test Mode: 07; Polarity: Horizontal; Modulation:802.11a; Bandwidth:20MHz; Channel:middle



No.	Frequency (MHz)	Reading (dBuV)	Correction factor(dB/m)	Result (dBuV/m)	Limit (dBuV/m)	Margin (dB)	Remark
1	11200.000	49.24	0.71	49.95	54.00	-4.05	peak
2	16800.000	41.56	8.89	50.45	68.30	-17.85	peak



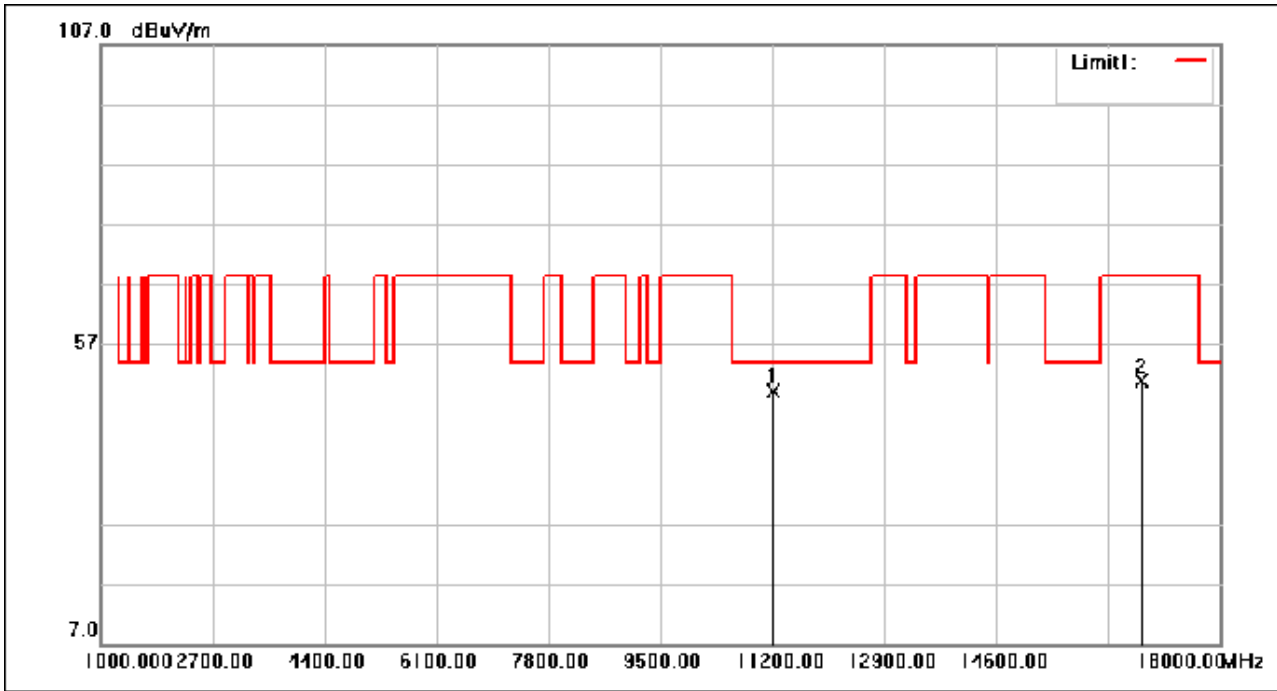
# Compliance Certification Services (Kunshan) Inc.

CCSEM-TRF-001 Rev. 02 Sep 01, 2023

Report No.: KSCR230900174504

Page: 89 of 427

Test Mode: 07; Polarity: Vertical; Modulation:802.11a; Bandwidth:20MHz; Channel:middle



No.	Frequency (MHz)	Reading (dBuV)	Correction factor(dB/m)	Result (dBuV/m)	Limit (dBuV/m)	Margin (dB)	Remark
1	11200.000	48.33	0.71	49.04	54.00	-4.96	peak
2	16800.000	41.99	8.89	50.88	68.30	-17.42	peak

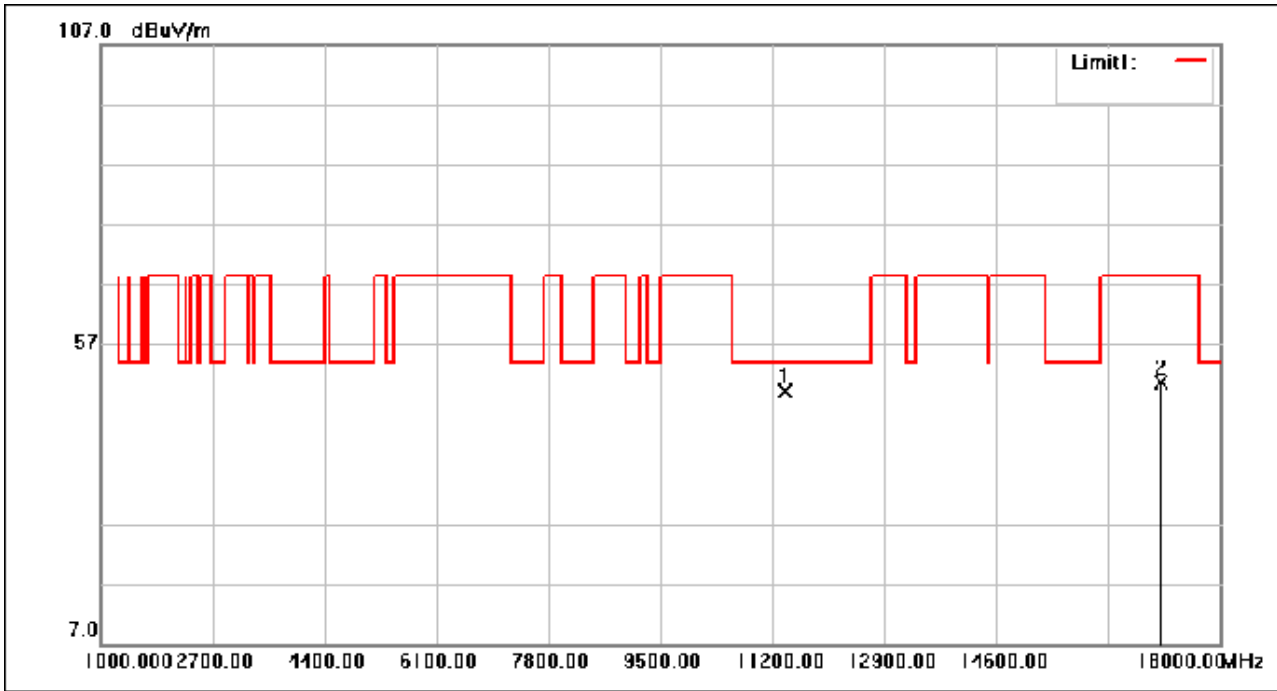
# Compliance Certification Services (Kunshan) Inc.

CCSEM-TRF-001 Rev. 02 Sep 01, 2023

Report No.: KSCR230900174504

Page: 90 of 427

Test Mode: 07; Polarity: Horizontal; Modulation:802.11a; Bandwidth:20MHz; Channel:High



No.	Frequency (MHz)	Reading (dBuV)	Correction factor(dB/m)	Result (dBuV/m)	Limit (dBuV/m)	Margin (dB)	Remark
1	11400.000	48.30	0.87	49.17	54.00	-4.83	peak
2	17100.000	41.48	9.13	50.61	68.30	-17.69	peak

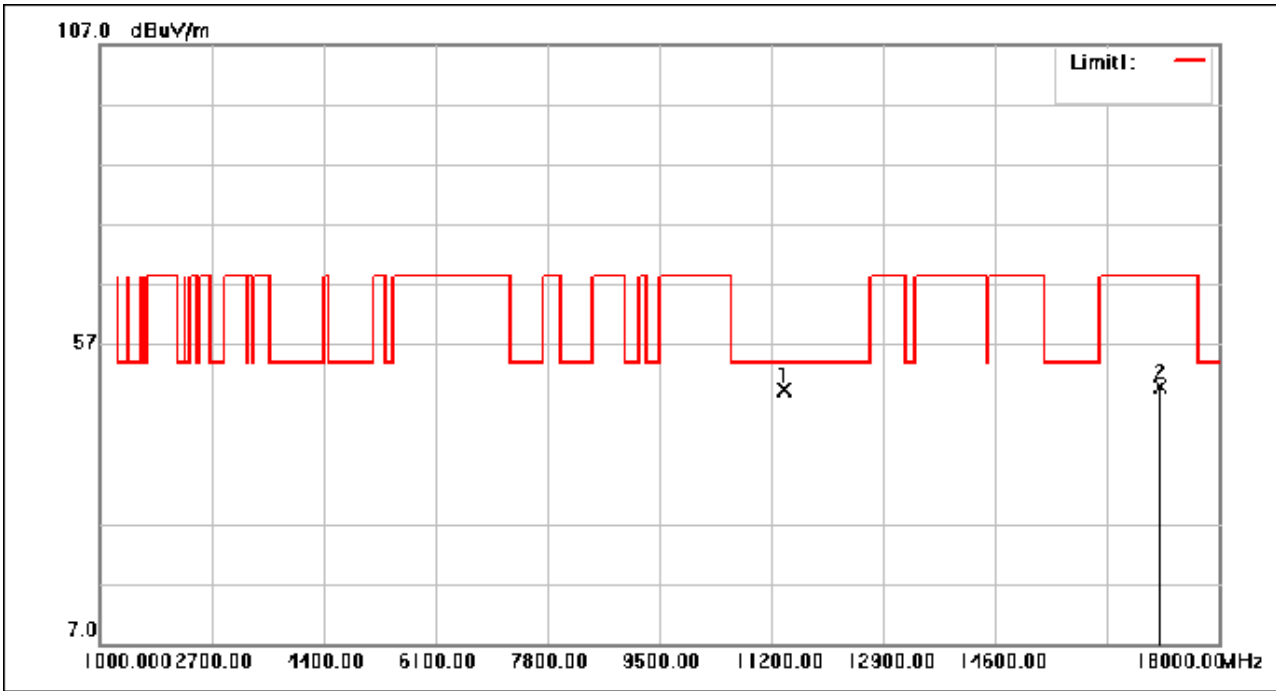
# Compliance Certification Services (Kunshan) Inc.

CCSEM-TRF-001 Rev. 02 Sep 01, 2023

Report No.: KSCR230900174504

Page: 91 of 427

Test Mode: 07; Polarity: Vertical; Modulation:802.11a; Bandwidth:20MHz; Channel:High



No.	Frequency (MHz)	Reading (dBuV)	Correction factor(dB/m)	Result (dBuV/m)	Limit (dBuV/m)	Margin (dB)	Remark
1	11400.000	48.48	0.87	49.35	54.00	-4.65	peak
2	17100.000	40.87	9.13	50.00	68.30	-18.30	peak

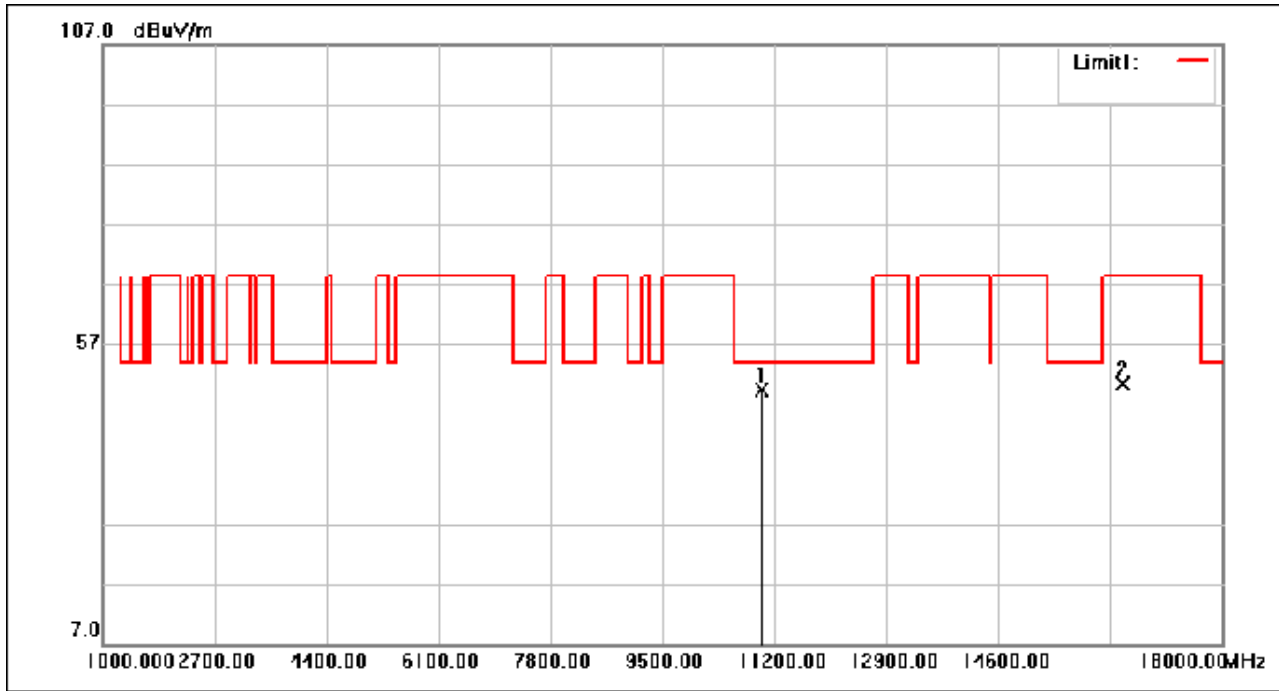
# Compliance Certification Services (Kunshan) Inc.

CCSEM-TRF-001 Rev. 02 Sep 01, 2023

Report No.: KSCR230900174504

Page: 92 of 427

Test Mode: 07; Polarity: Horizontal; Modulation:802.11n; Bandwidth:20MHz; Channel:Low



No.	Frequency (MHz)	Reading (dBuV)	Correction factor(dB/m)	Result (dBuV/m)	Limit (dBuV/m)	Margin (dB)	Remark
1	11000.000	48.78	0.54	49.32	54.00	-4.68	peak
2	16500.000	42.02	8.43	50.45	68.30	-17.85	peak

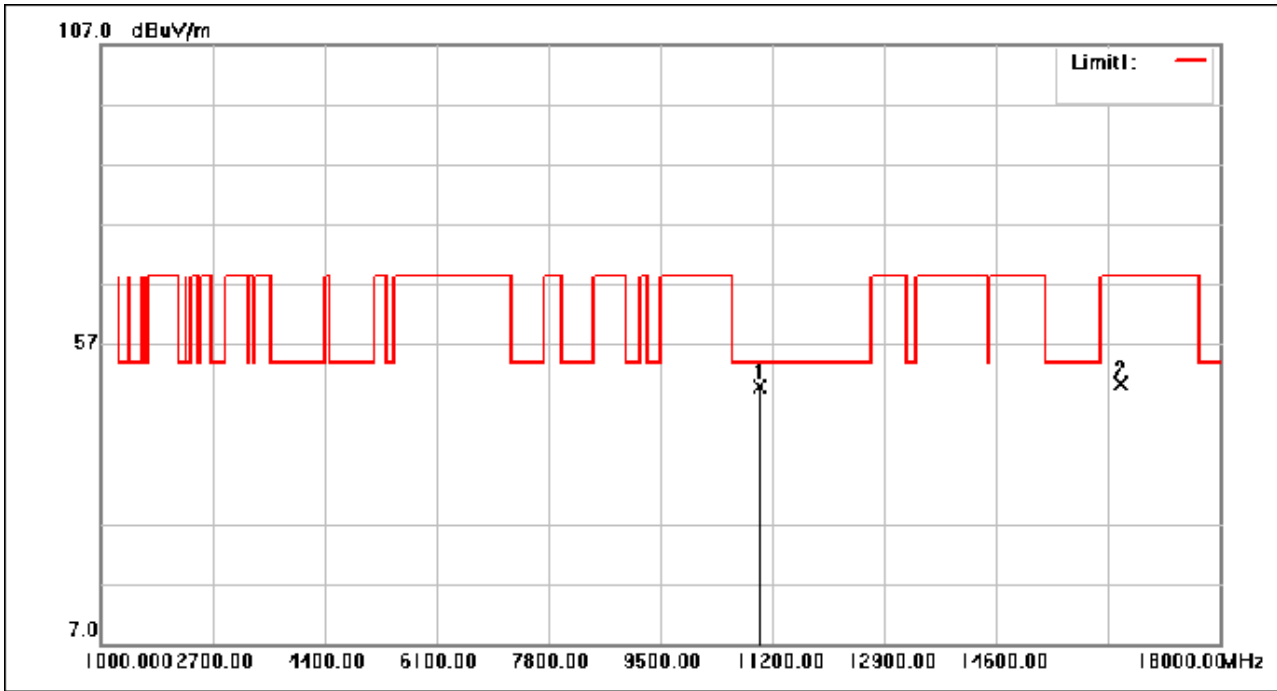
# Compliance Certification Services (Kunshan) Inc.

CCSEM-TRF-001 Rev. 02 Sep 01, 2023

Report No.: KSCR230900174504

Page: 93 of 427

Test Mode: 07; Polarity: Vertical; Modulation:802.11n; Bandwidth:20MHz; Channel:Low



No.	Frequency (MHz)	Reading (dBuV)	Correction factor(dB/m)	Result (dBuV/m)	Limit (dBuV/m)	Margin (dB)	Remark
1	11000.000	49.39	0.54	49.93	54.00	-4.07	peak
2	16500.000	41.91	8.43	50.34	68.30	-17.96	peak

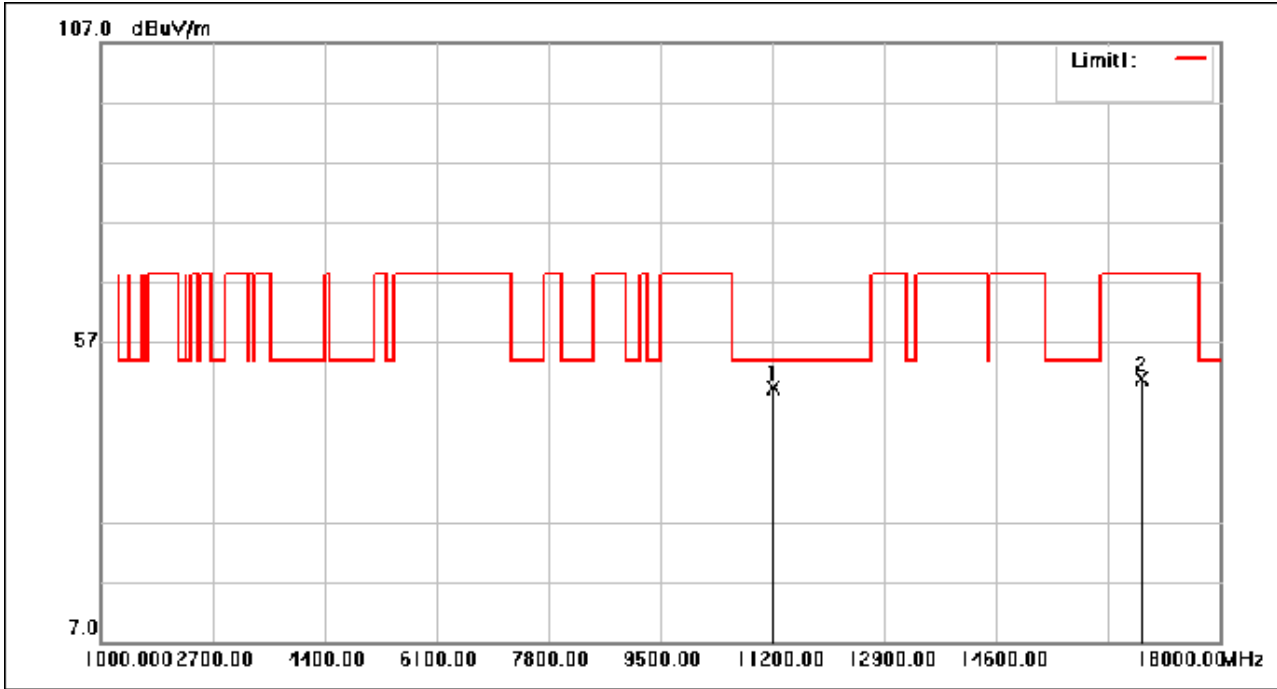
# Compliance Certification Services (Kunshan) Inc.

CCSEM-TRF-001 Rev. 02 Sep 01, 2023

Report No.: KSCR230900174504

Page: 94 of 427

Test Mode: 07; Polarity: Horizontal; Modulation:802.11n; Bandwidth:20MHz; Channel:middle



No.	Frequency (MHz)	Reading (dBuV)	Correction factor(dB/m)	Result (dBuV/m)	Limit (dBuV/m)	Margin (dB)	Remark
1	11200.000	48.72	0.71	49.43	54.00	-4.57	peak
2	16800.000	42.05	8.89	50.94	68.30	-17.36	peak

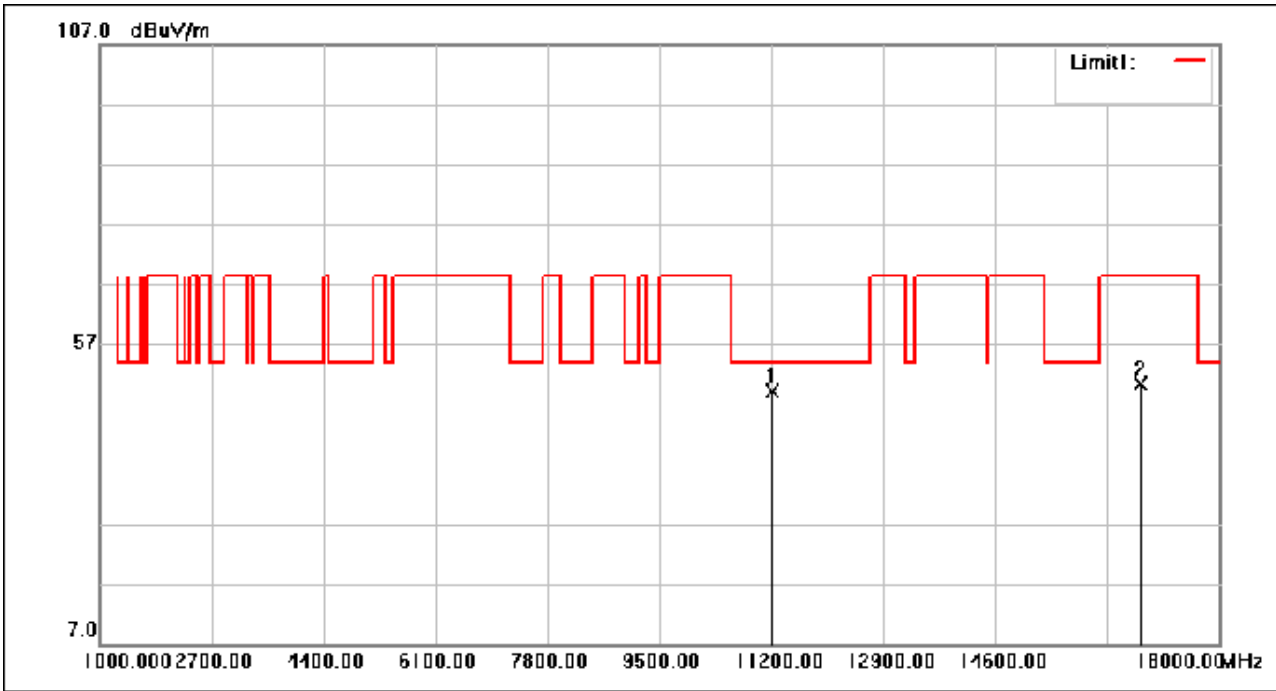
# Compliance Certification Services (Kunshan) Inc.

CCSEM-TRF-001 Rev. 02 Sep 01, 2023

Report No.: KSCR230900174504

Page: 95 of 427

Test Mode: 07; Polarity: Vertical; Modulation:802.11n; Bandwidth:20MHz; Channel:middle



No.	Frequency (MHz)	Reading (dBuV)	Correction factor(dB/m)	Result (dBuV/m)	Limit (dBuV/m)	Margin (dB)	Remark
1	11200.000	48.44	0.71	49.15	54.00	-4.85	peak
2	16800.000	41.53	8.89	50.42	68.30	-17.88	peak

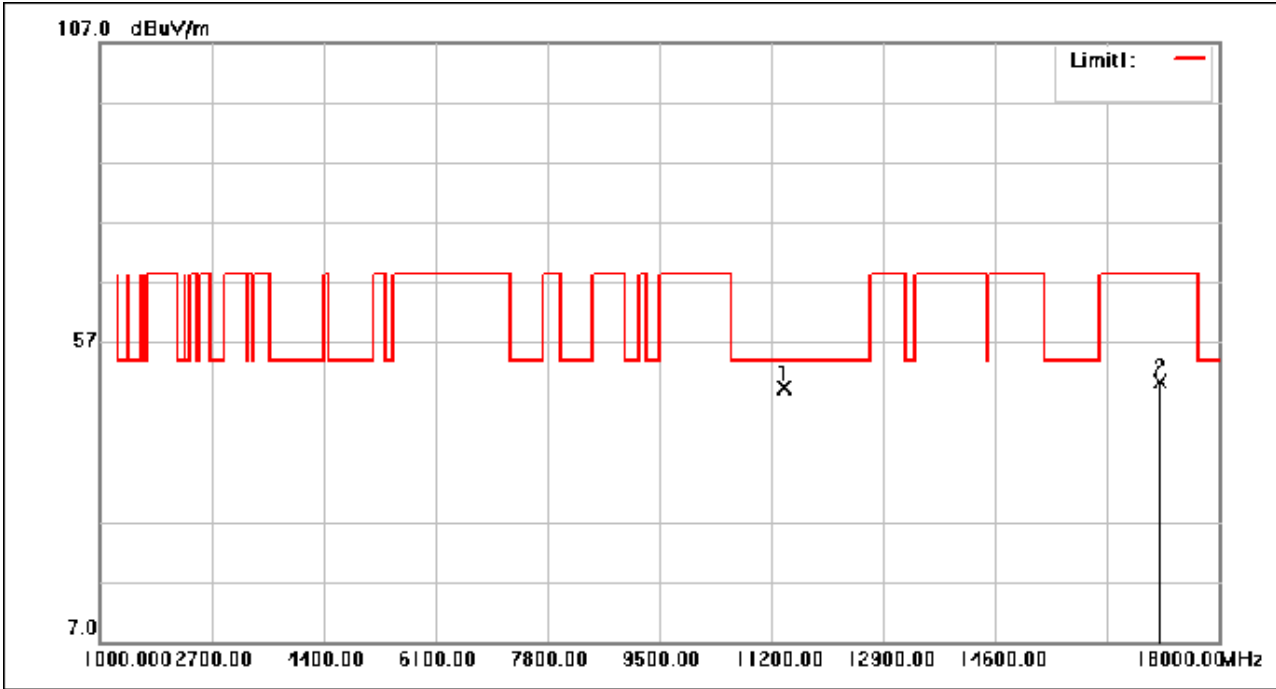
# Compliance Certification Services (Kunshan) Inc.

CCSEM-TRF-001 Rev. 02 Sep 01, 2023

Report No.: KSCR230900174504

Page: 96 of 427

Test Mode: 07; Polarity: Horizontal; Modulation:802.11n; Bandwidth:20MHz; Channel:High



No.	Frequency (MHz)	Reading (dBuV)	Correction factor(dB/m)	Result (dBuV/m)	Limit (dBuV/m)	Margin (dB)	Remark
1	11400.000	48.49	0.87	49.36	54.00	-4.64	peak
2	17100.000	41.31	9.13	50.44	68.30	-17.86	peak



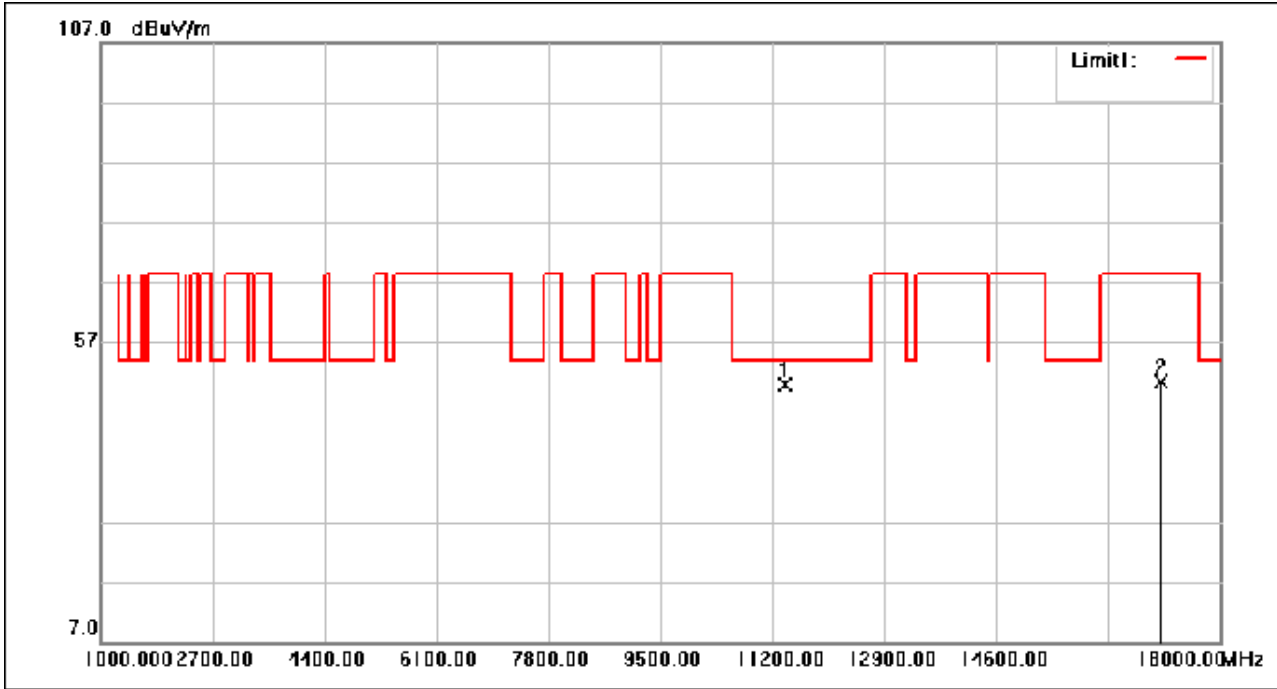
## Compliance Certification Services (Kunshan) Inc.

CCSEM-TRF-001 Rev. 02 Sep 01, 2023

Report No.: KSCR230900174504

Page: 97 of 427

Test Mode: 07; Polarity: Vertical; Modulation:802.11n; Bandwidth:20MHz; Channel:High



No.	Frequency (MHz)	Reading (dBuV)	Correction factor(dB/m)	Result (dBuV/m)	Limit (dBuV/m)	Margin (dB)	Remark
1	11400.000	49.05	0.87	49.92	54.00	-4.08	peak
2	17100.000	41.34	9.13	50.47	68.30	-17.83	peak

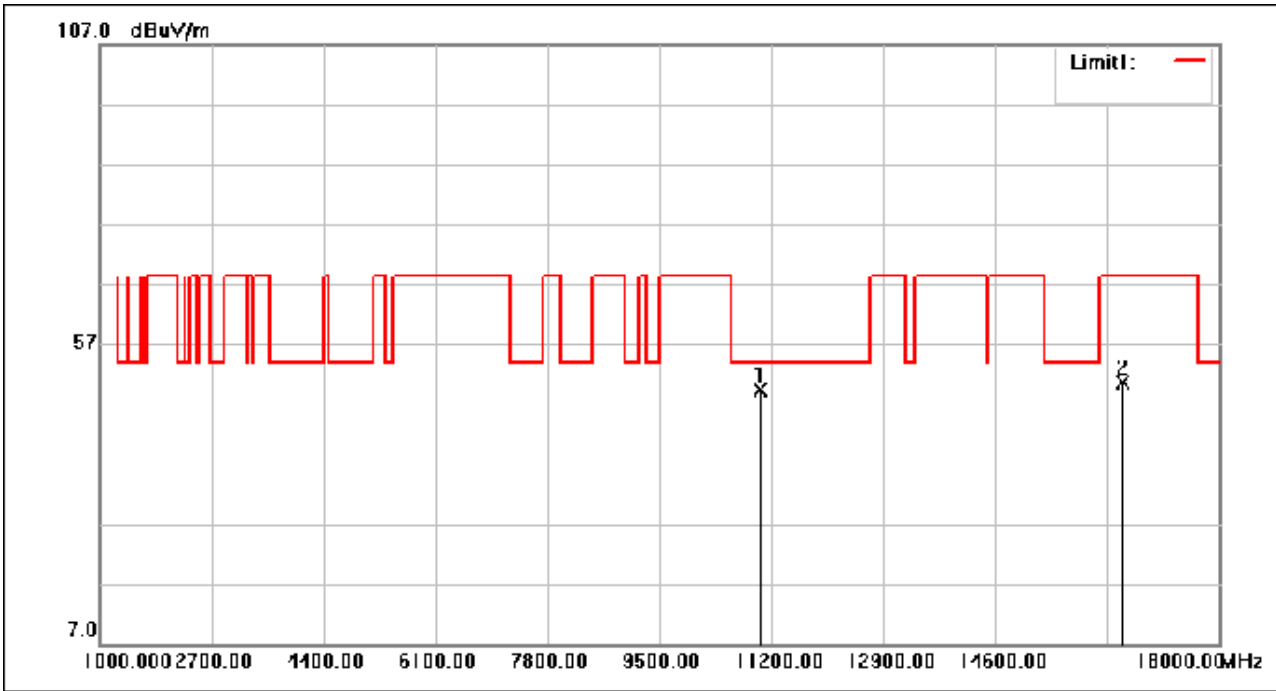
# Compliance Certification Services (Kunshan) Inc.

CCSEM-TRF-001 Rev. 02 Sep 01, 2023

Report No.: KSCR230900174504

Page: 98 of 427

Test Mode: 07; Polarity: Horizontal; Modulation:802.11n; Bandwidth:40MHz; Channel:Low



No.	Frequency (MHz)	Reading (dBuV)	Correction factor(dB/m)	Result (dBuV/m)	Limit (dBuV/m)	Margin (dB)	Remark
1	11020.000	48.86	0.56	49.42	54.00	-4.58	peak
2	16530.000	42.10	8.47	50.57	68.30	-17.73	peak

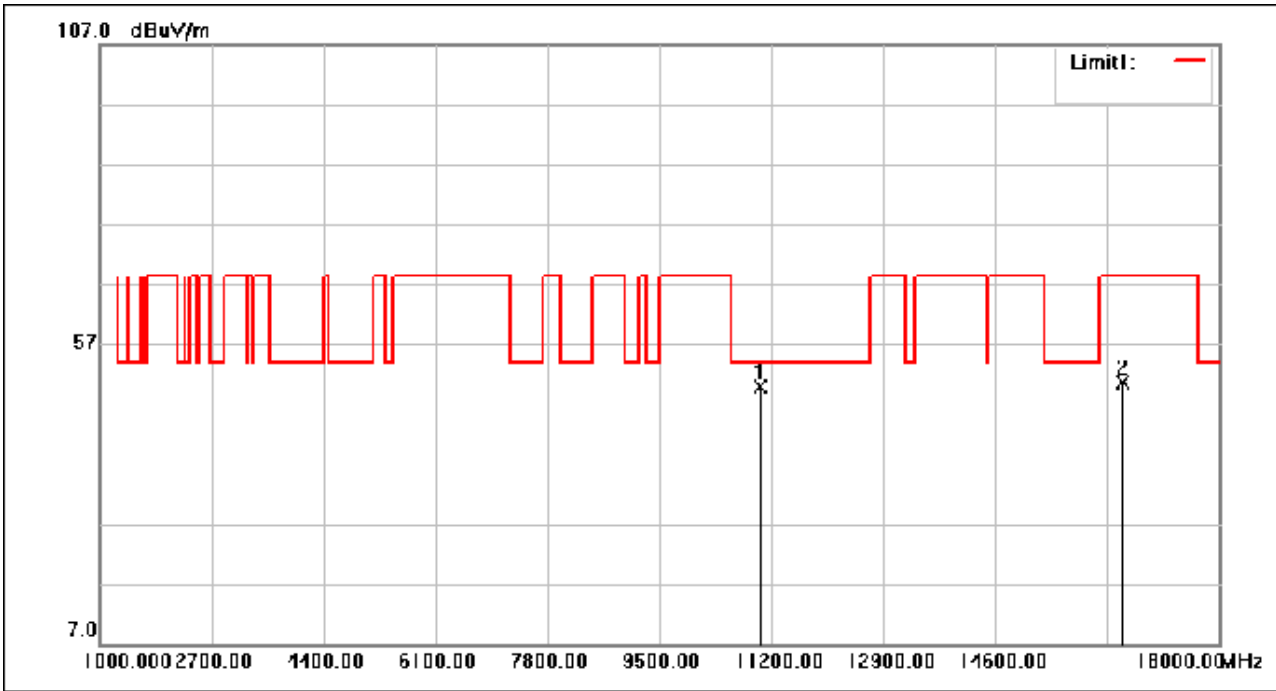
# Compliance Certification Services (Kunshan) Inc.

CCSEM-TRF-001 Rev. 02 Sep 01, 2023

Report No.: KSCR230900174504

Page: 99 of 427

Test Mode: 07; Polarity: Vertical; Modulation:802.11n; Bandwidth:40MHz; Channel:Low



No.	Frequency (MHz)	Reading (dBuV)	Correction factor(dB/m)	Result (dBuV/m)	Limit (dBuV/m)	Margin (dB)	Remark
1	11020.000	49.26	0.56	49.82	54.00	-4.18	peak
2	16530.000	42.08	8.47	50.55	68.30	-17.75	peak

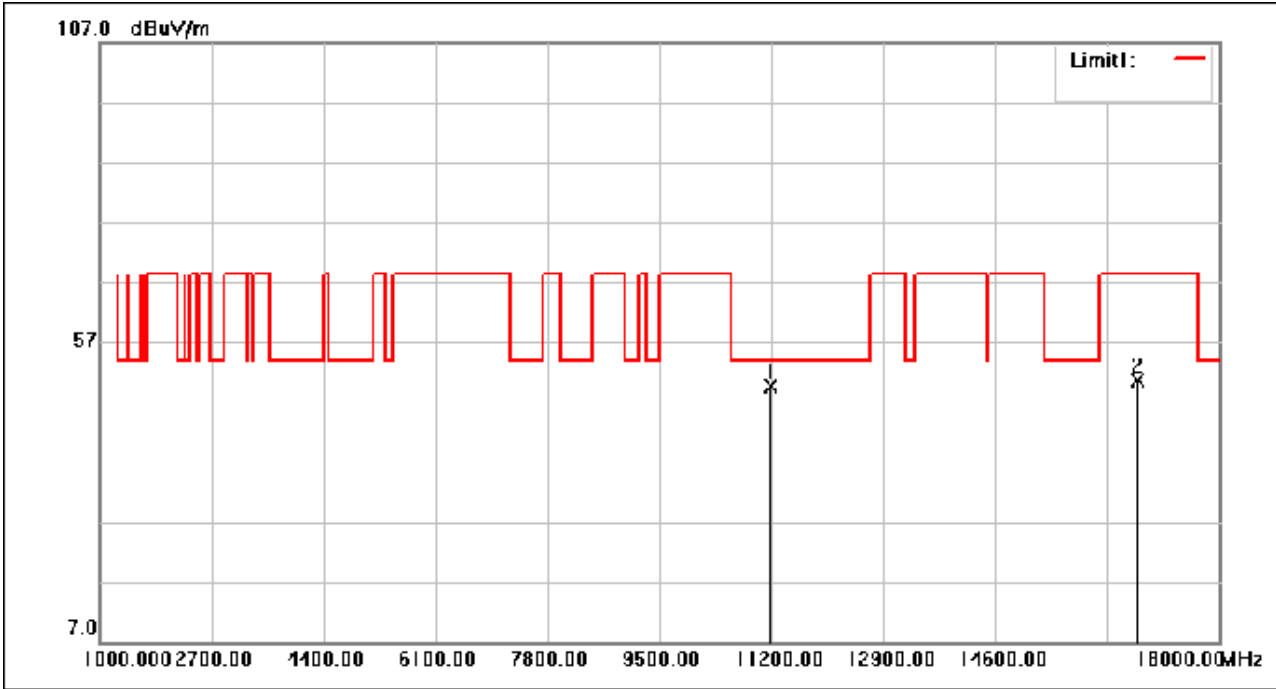
# Compliance Certification Services (Kunshan) Inc.

CCSEM-TRF-001 Rev. 02 Sep 01, 2023

Report No.: KSCR230900174504

Page: 100 of 427

Test Mode: 07; Polarity: Horizontal; Modulation:802.11n; Bandwidth:40MHz; Channel:middle



No.	Frequency (MHz)	Reading (dBuV)	Correction factor(dB/m)	Result (dBuV/m)	Limit (dBuV/m)	Margin (dB)	Remark
1	11180.000	48.84	0.69	49.53	54.00	-4.47	peak
2	16770.000	41.72	8.84	50.56	68.30	-17.74	peak

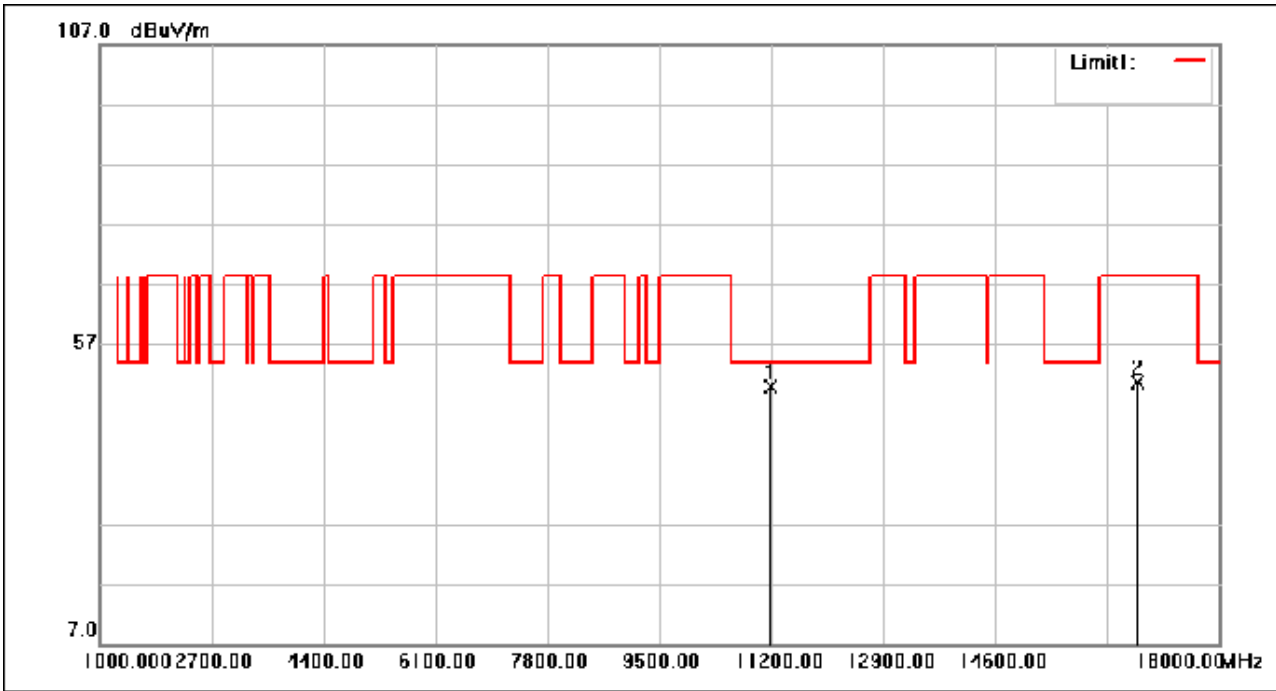
# Compliance Certification Services (Kunshan) Inc.

CCSEM-TRF-001 Rev. 02 Sep 01, 2023

Report No.: KSCR230900174504

Page: 101 of 427

Test Mode: 07; Polarity: Vertical; Modulation:802.11n; Bandwidth:40MHz; Channel:middle



No.	Frequency (MHz)	Reading (dBuV)	Correction factor(dB/m)	Result (dBuV/m)	Limit (dBuV/m)	Margin (dB)	Remark
1	11180.000	49.16	0.69	49.85	54.00	-4.15	peak
2	16770.000	41.85	8.84	50.69	68.30	-17.61	peak

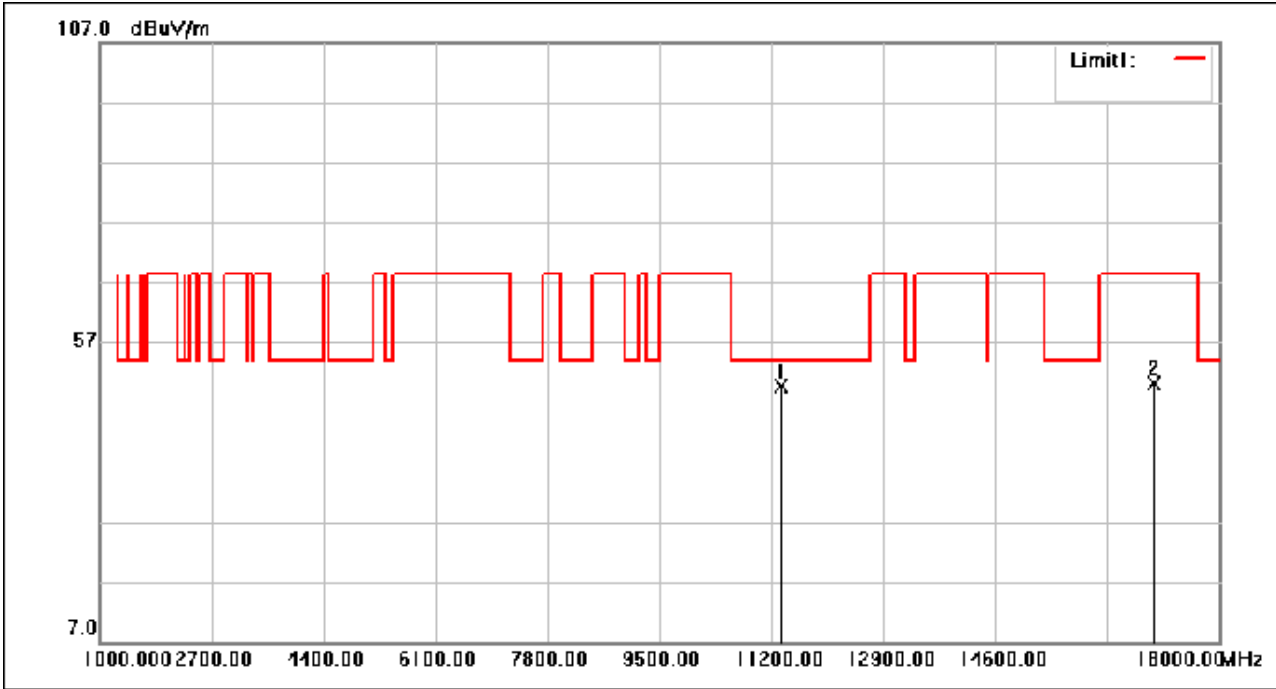
# Compliance Certification Services (Kunshan) Inc.

CCSEM-TRF-001 Rev. 02 Sep 01, 2023

Report No.: KSCR230900174504

Page: 102 of 427

Test Mode: 07; Polarity: Horizontal; Modulation:802.11n; Bandwidth:40MHz; Channel:High



No.	Frequency (MHz)	Reading (dBuV)	Correction factor(dB/m)	Result (dBuV/m)	Limit (dBuV/m)	Margin (dB)	Remark
1	11340.000	48.85	0.82	49.67	54.00	-4.33	peak
2	17010.000	41.05	9.18	50.23	68.30	-18.07	peak

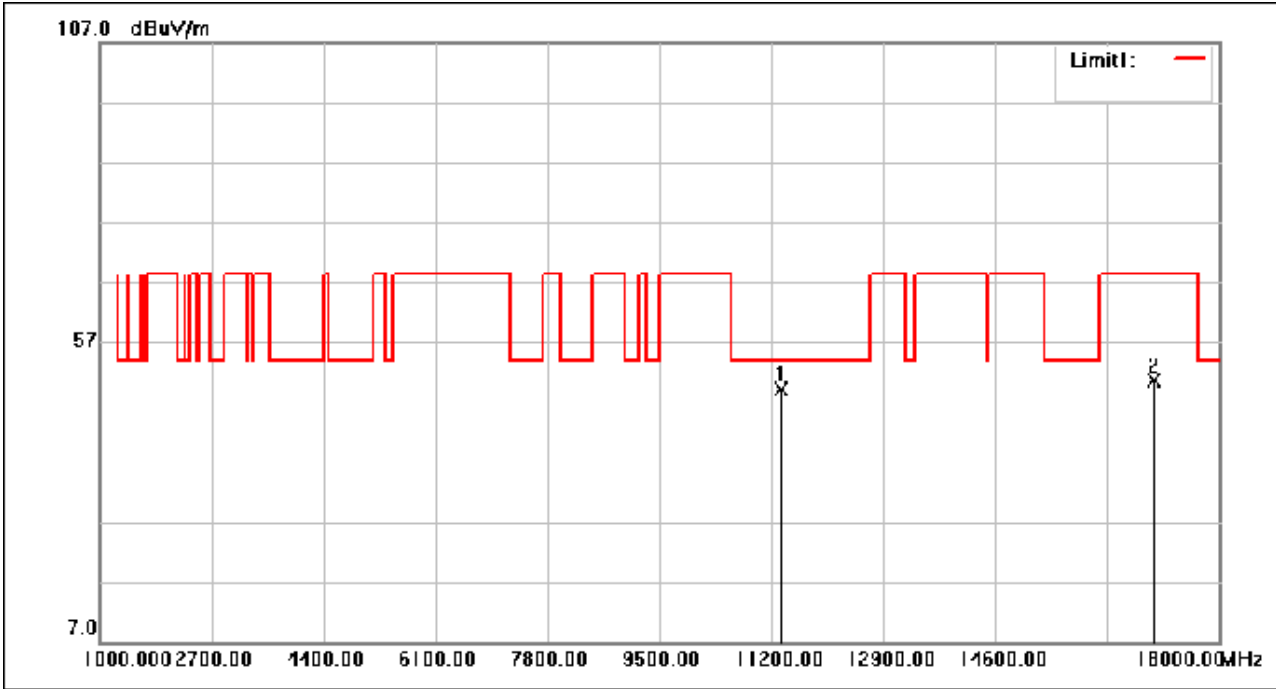
# Compliance Certification Services (Kunshan) Inc.

CCSEM-TRF-001 Rev. 02 Sep 01, 2023

Report No.: KSCR230900174504

Page: 103 of 427

Test Mode: 07; Polarity: Vertical; Modulation:802.11n; Bandwidth:40MHz; Channel:High



No.	Frequency (MHz)	Reading (dBuV)	Correction factor(dB/m)	Result (dBuV/m)	Limit (dBuV/m)	Margin (dB)	Remark
1	11340.000	48.26	0.82	49.08	54.00	-4.92	peak
2	17010.000	41.56	9.18	50.74	68.30	-17.56	peak

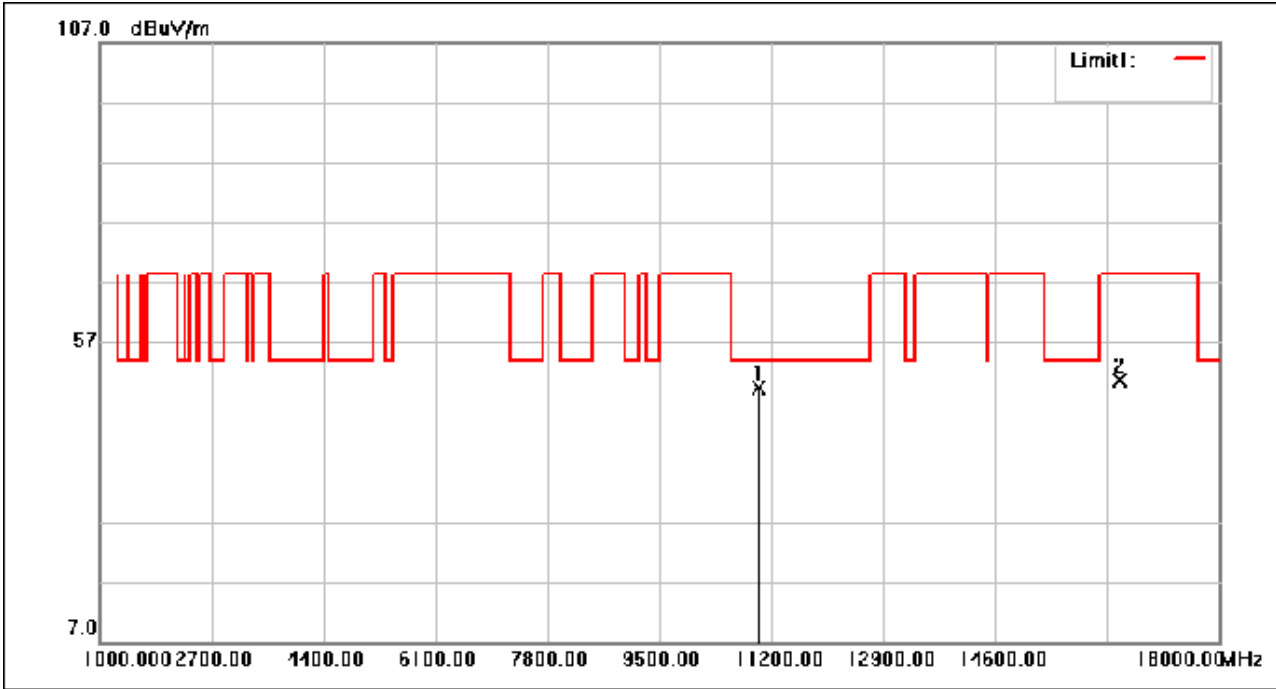
# Compliance Certification Services (Kunshan) Inc.

CCSEM-TRF-001 Rev. 02 Sep 01, 2023

Report No.: KSCR230900174504

Page: 104 of 427

Test Mode: 07; Polarity: Horizontal; Modulation:802.11ac; Bandwidth:20MHz; Channel:Low



No.	Frequency (MHz)	Reading (dBuV)	Correction factor(dB/m)	Result (dBuV/m)	Limit (dBuV/m)	Margin (dB)	Remark
1	11000.000	48.74	0.54	49.28	54.00	-4.72	peak
2	16500.000	42.10	8.43	50.53	68.30	-17.77	peak



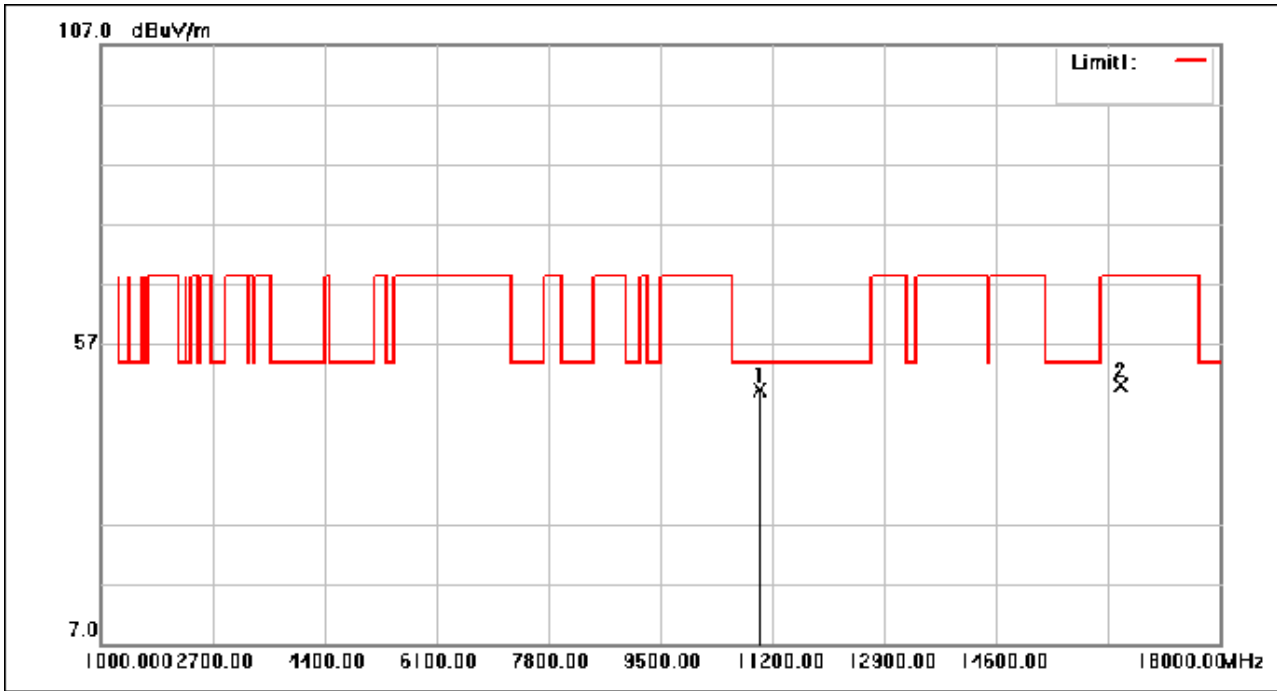
# Compliance Certification Services (Kunshan) Inc.

CCSEM-TRF-001 Rev. 02 Sep 01, 2023

Report No.: KSCR230900174504

Page: 105 of 427

Test Mode: 07; Polarity: Vertical; Modulation:802.11ac; Bandwidth:20MHz; Channel:Low



No.	Frequency (MHz)	Reading (dBuV)	Correction factor(dB/m)	Result (dBuV/m)	Limit (dBuV/m)	Margin (dB)	Remark
1	11000.000	48.83	0.54	49.37	54.00	-4.63	peak
2	16500.000	41.77	8.43	50.20	68.30	-18.10	peak

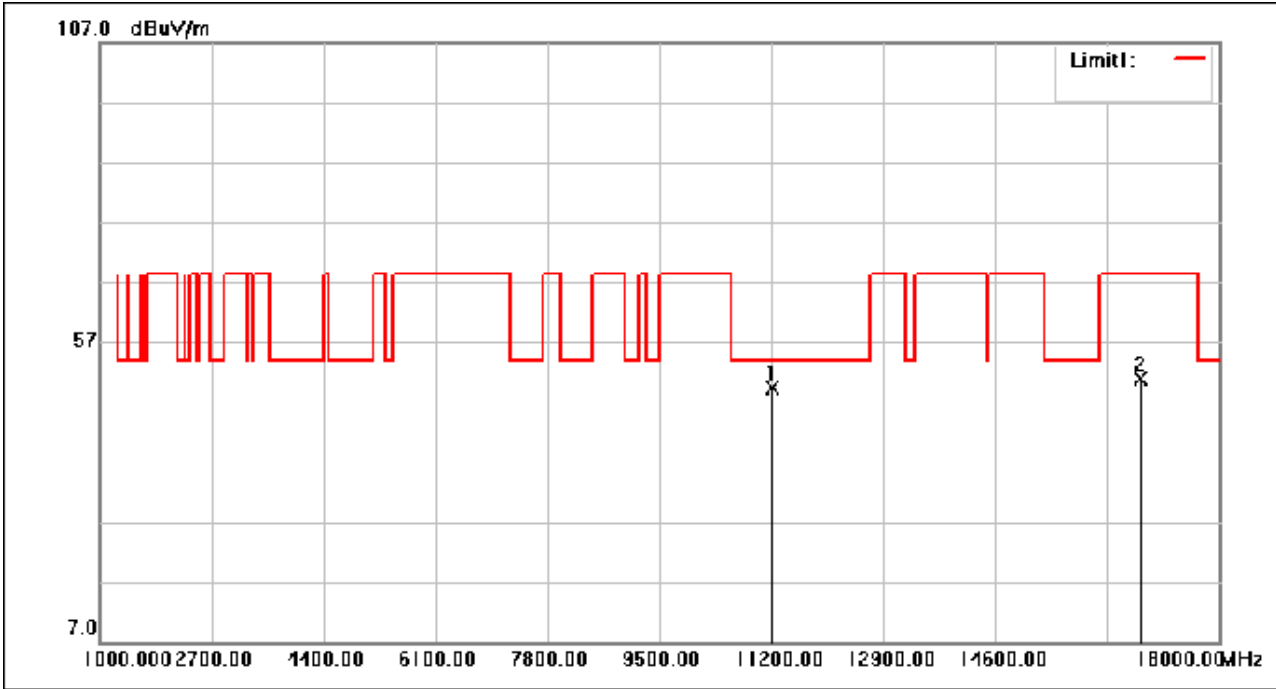
# Compliance Certification Services (Kunshan) Inc.

CCSEM-TRF-001 Rev. 02 Sep 01, 2023

Report No.: KSCR230900174504

Page: 106 of 427

Test Mode: 07; Polarity: Horizontal; Modulation:802.11ac; Bandwidth:20MHz; Channel:middle



No.	Frequency (MHz)	Reading (dBuV)	Correction factor(dB/m)	Result (dBuV/m)	Limit (dBuV/m)	Margin (dB)	Remark
1	11200.000	48.72	0.71	49.43	54.00	-4.57	peak
2	16800.000	41.96	8.89	50.85	68.30	-17.45	peak

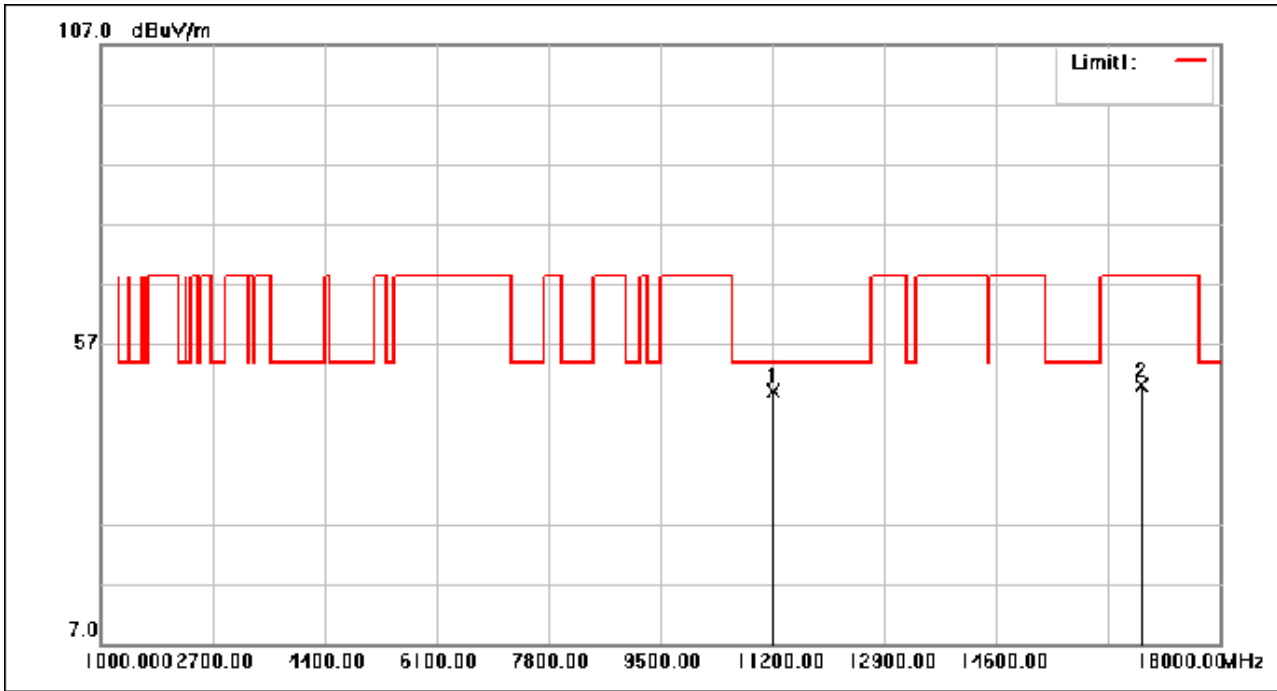
# Compliance Certification Services (Kunshan) Inc.

CCSEM-TRF-001 Rev. 02 Sep 01, 2023

Report No.: KSCR230900174504

Page: 107 of 427

Test Mode: 07; Polarity: Vertical; Modulation:802.11ac; Bandwidth:20MHz; Channel:middle



No.	Frequency (MHz)	Reading (dBuV)	Correction factor(dB/m)	Result (dBuV/m)	Limit (dBuV/m)	Margin (dB)	Remark
1	11200.000	48.54	0.71	49.25	54.00	-4.75	peak
2	16800.000	41.29	8.89	50.18	68.30	-18.12	peak

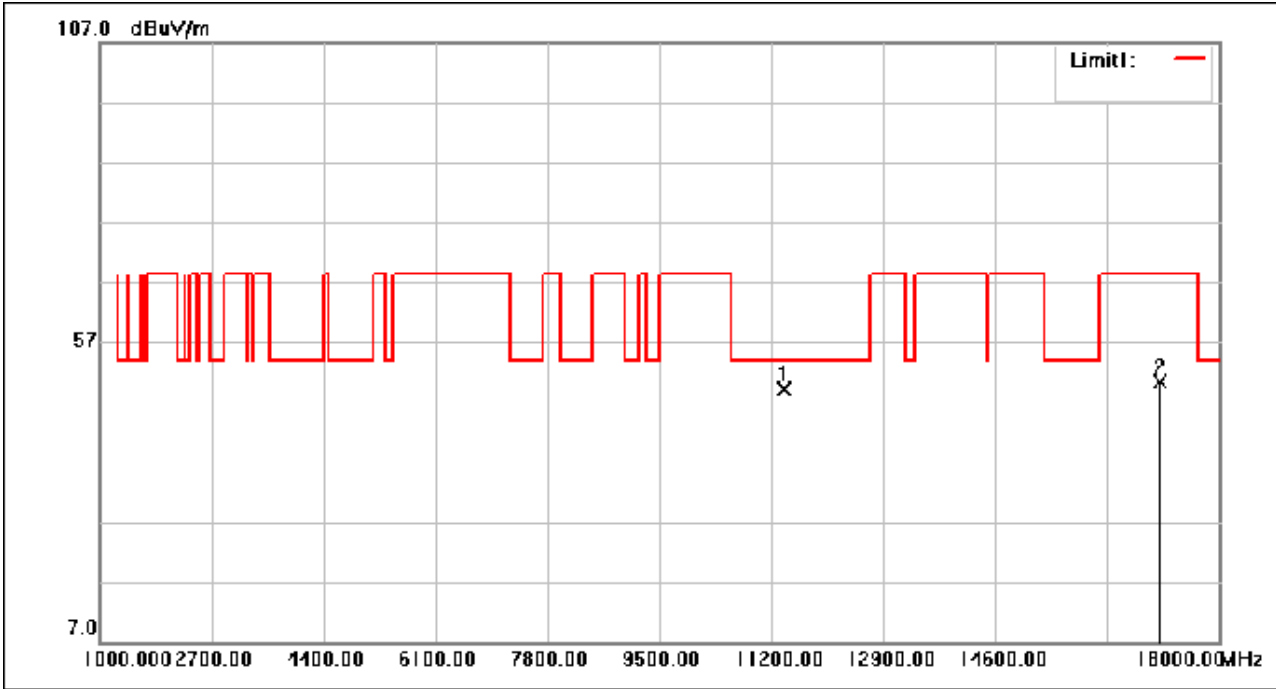
# Compliance Certification Services (Kunshan) Inc.

CCSEM-TRF-001 Rev. 02 Sep 01, 2023

Report No.: KSCR230900174504

Page: 108 of 427

Test Mode: 07; Polarity: Horizontal; Modulation:802.11ac; Bandwidth:20MHz; Channel:High



No.	Frequency (MHz)	Reading (dBuV)	Correction factor(dB/m)	Result (dBuV/m)	Limit (dBuV/m)	Margin (dB)	Remark
1	11400.000	48.25	0.87	49.12	54.00	-4.88	peak
2	17100.000	41.24	9.13	50.37	68.30	-17.93	peak

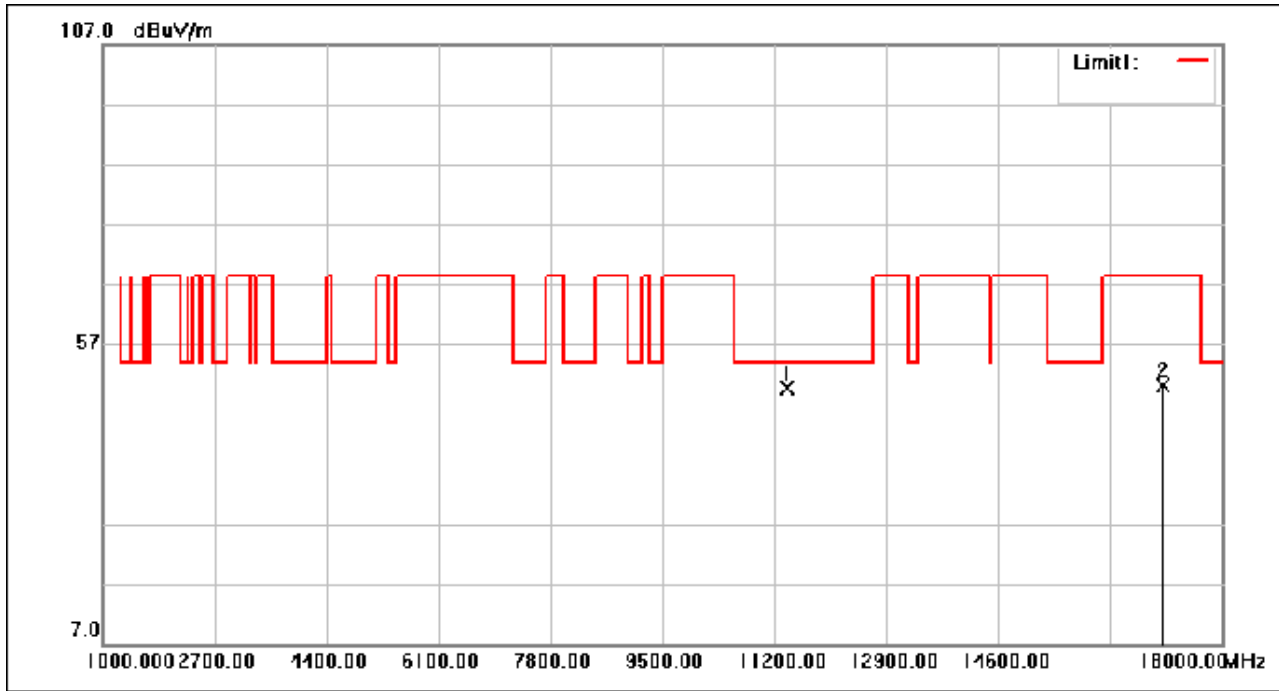
# Compliance Certification Services (Kunshan) Inc.

CCSEM-TRF-001 Rev. 02 Sep 01, 2023

Report No.: KSCR230900174504

Page: 109 of 427

Test Mode: 07; Polarity: Vertical; Modulation:802.11ac; Bandwidth:20MHz; Channel:High



No.	Frequency (MHz)	Reading (dBuV)	Correction factor(dB/m)	Result (dBuV/m)	Limit (dBuV/m)	Margin (dB)	Remark
1	11400.000	48.79	0.87	49.66	54.00	-4.34	peak
2	17100.000	40.91	9.13	50.04	68.30	-18.26	peak

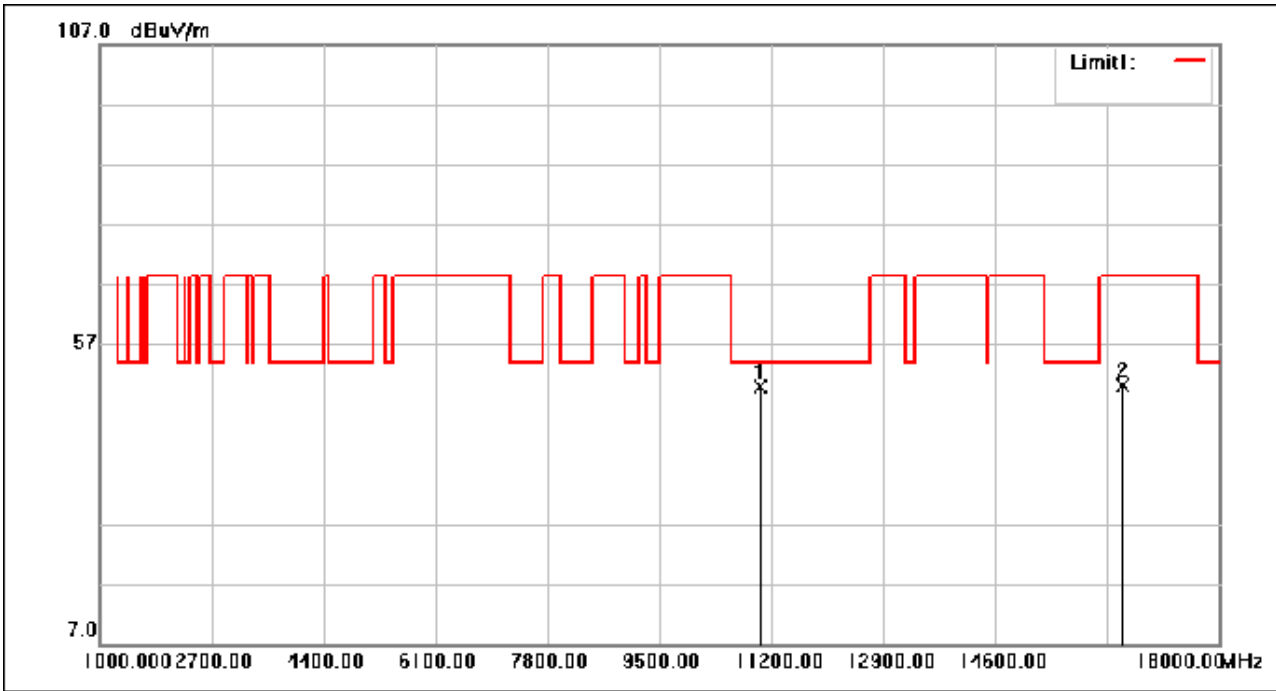
# Compliance Certification Services (Kunshan) Inc.

CCSEM-TRF-001 Rev. 02 Sep 01, 2023

Report No.: KSCR230900174504

Page: 110 of 427

Test Mode: 07; Polarity: Horizontal; Modulation:802.11ac; Bandwidth:40MHz; Channel:Low



No.	Frequency (MHz)	Reading (dBuV)	Correction factor(dB/m)	Result (dBuV/m)	Limit (dBuV/m)	Margin (dB)	Remark
1	11020.000	49.28	0.56	49.84	54.00	-4.16	peak
2	16530.000	41.72	8.47	50.19	68.30	-18.11	peak

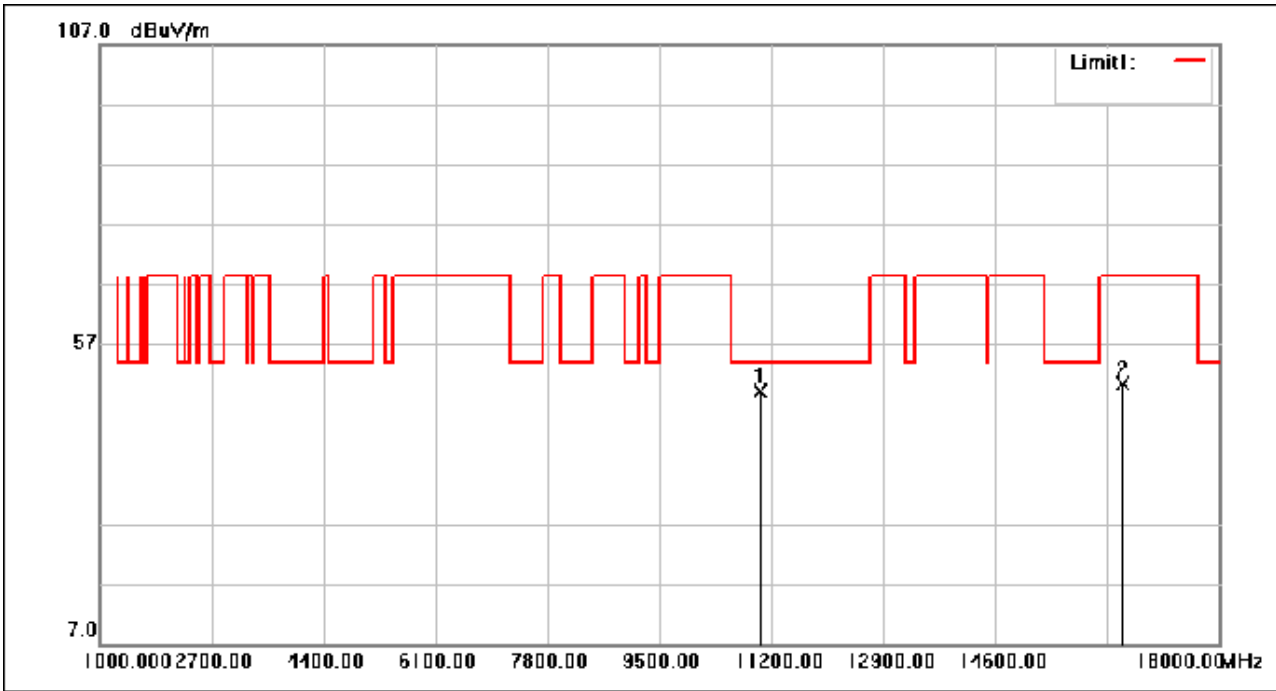
# Compliance Certification Services (Kunshan) Inc.

CCSEM-TRF-001 Rev. 02 Sep 01, 2023

Report No.: KSCR230900174504

Page: 111 of 427

Test Mode: 07; Polarity: Vertical; Modulation:802.11ac; Bandwidth:40MHz; Channel:Low



No.	Frequency (MHz)	Reading (dBuV)	Correction factor(dB/m)	Result (dBuV/m)	Limit (dBuV/m)	Margin (dB)	Remark
1	11020.000	48.67	0.56	49.23	54.00	-4.77	peak
2	16530.000	41.98	8.47	50.45	68.30	-17.85	peak

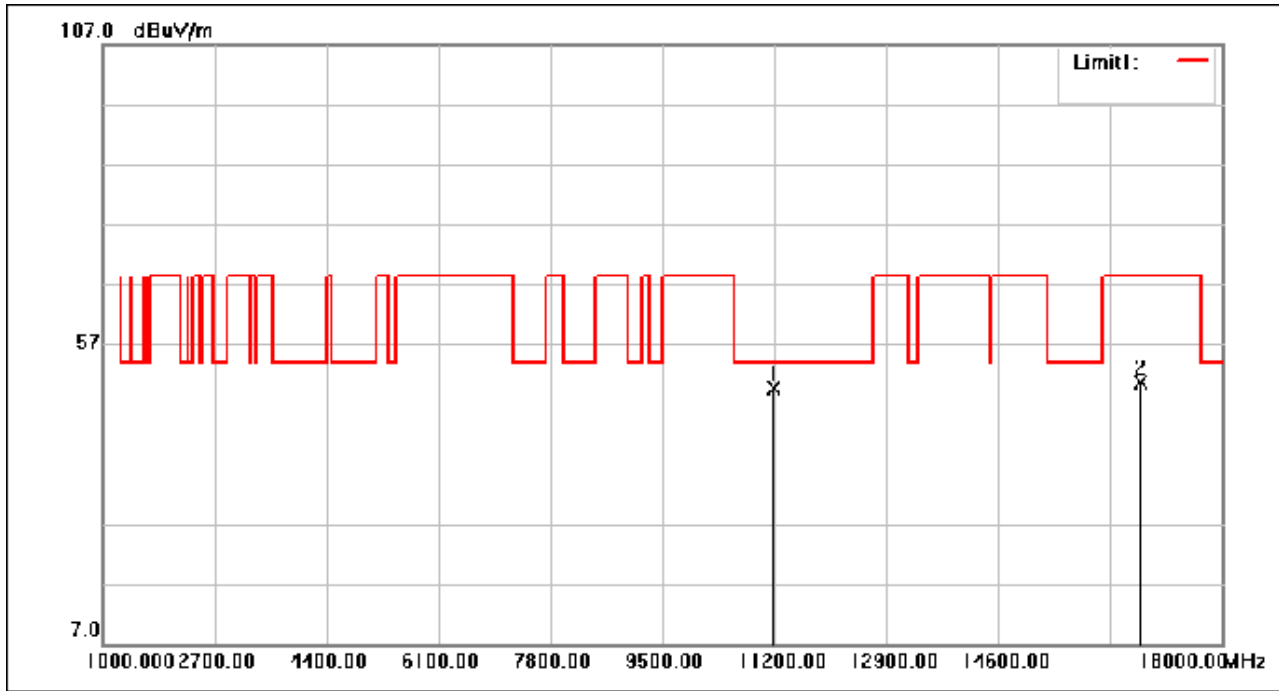
# Compliance Certification Services (Kunshan) Inc.

CCSEM-TRF-001 Rev. 02 Sep 01, 2023

Report No.: KSCR230900174504

Page: 112 of 427

Test Mode: 07; Polarity: Horizontal; Modulation:802.11ac; Bandwidth:40MHz; Channel:middle



No.	Frequency (MHz)	Reading (dBuV)	Correction factor(dB/m)	Result (dBuV/m)	Limit (dBuV/m)	Margin (dB)	Remark
1	11180.000	49.06	0.69	49.75	54.00	-4.25	peak
2	16770.000	41.81	8.84	50.65	68.30	-17.65	peak



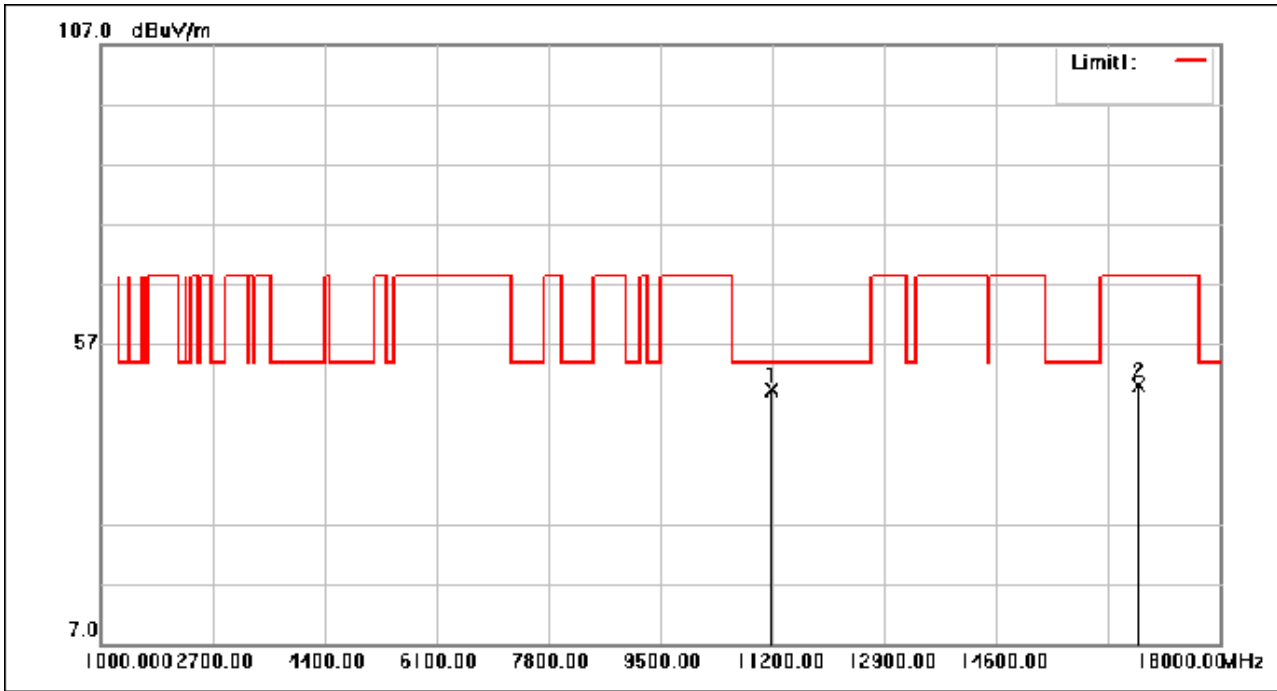
# Compliance Certification Services (Kunshan) Inc.

CCSEM-TRF-001 Rev. 02 Sep 01, 2023

Report No.: KSCR230900174504

Page: 113 of 427

Test Mode: 07; Polarity: Vertical; Modulation:802.11ac; Bandwidth:40MHz; Channel:middle



No.	Frequency (MHz)	Reading (dBuV)	Correction factor(dB/m)	Result (dBuV/m)	Limit (dBuV/m)	Margin (dB)	Remark
1	11180.000	48.71	0.69	49.40	54.00	-4.60	peak
2	16770.000	41.18	8.84	50.02	68.30	-18.28	peak

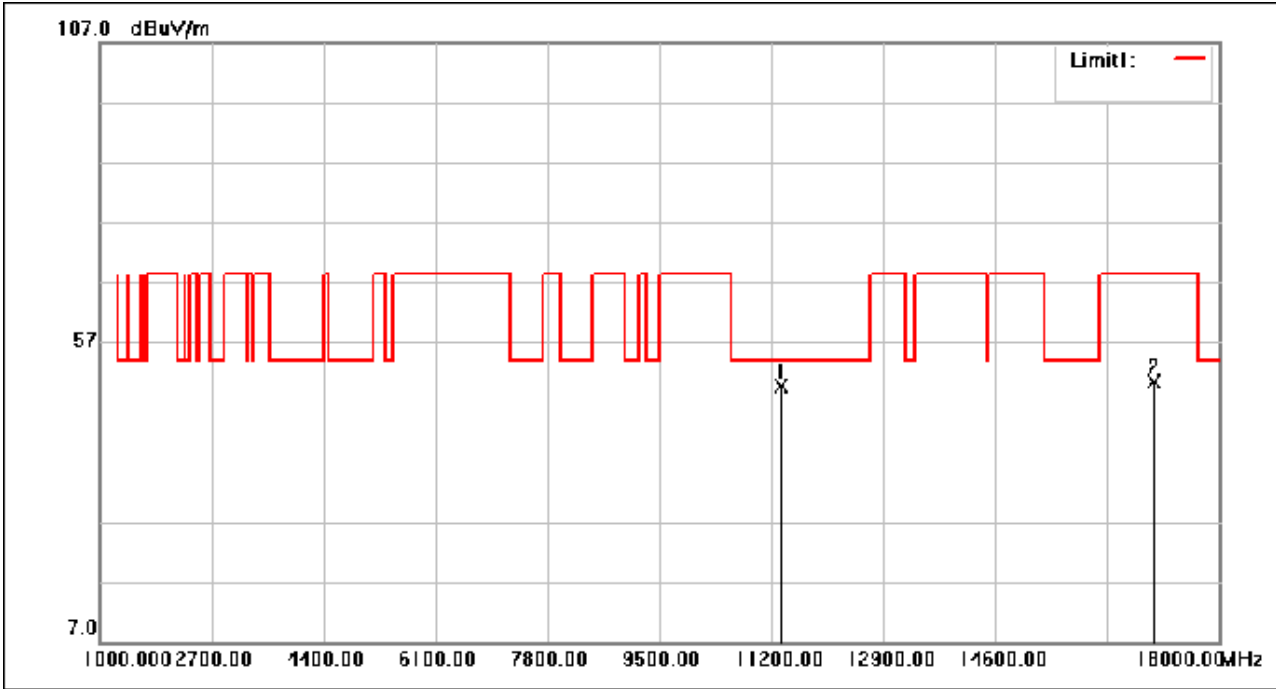
# Compliance Certification Services (Kunshan) Inc.

CCSEM-TRF-001 Rev. 02 Sep 01, 2023

Report No.: KSCR230900174504

Page: 114 of 427

Test Mode: 07; Polarity: Horizontal; Modulation:802.11ac; Bandwidth:40MHz; Channel:High



No.	Frequency (MHz)	Reading (dBuV)	Correction factor(dB/m)	Result (dBuV/m)	Limit (dBuV/m)	Margin (dB)	Remark
1	11340.000	48.84	0.82	49.66	54.00	-4.34	peak
2	17010.000	41.31	9.18	50.49	68.30	-17.81	peak

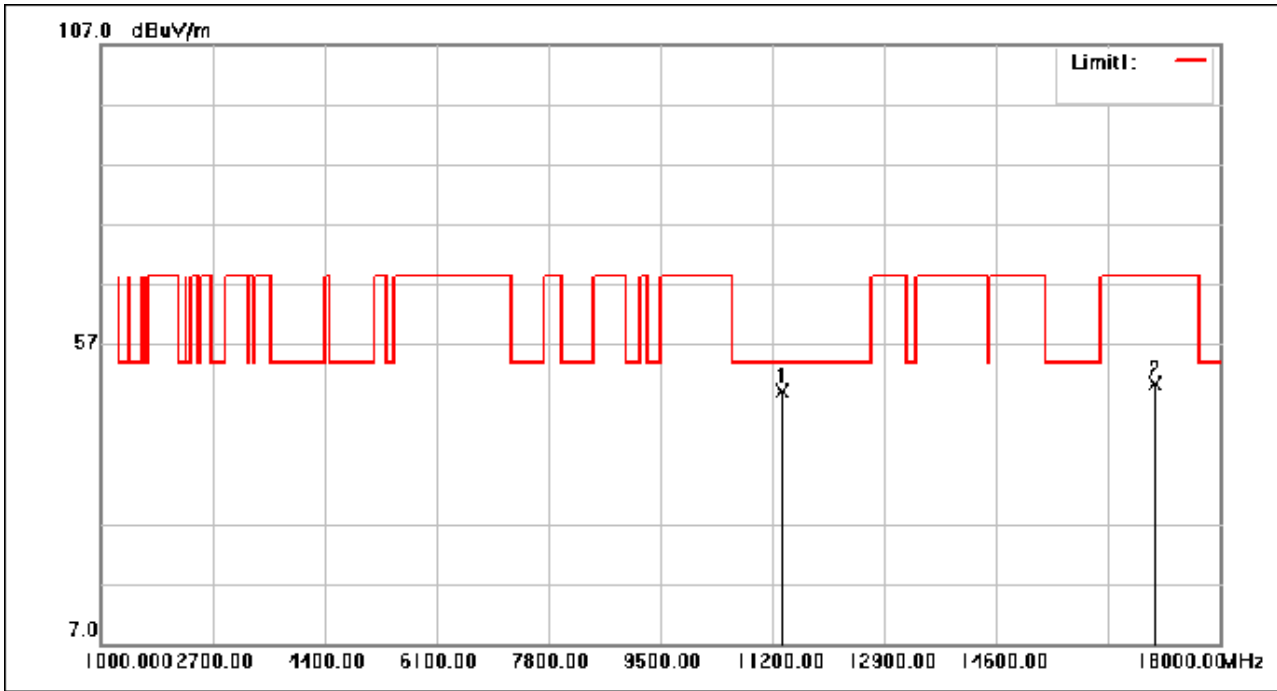
# Compliance Certification Services (Kunshan) Inc.

CCSEM-TRF-001 Rev. 02 Sep 01, 2023

Report No.: KSCR230900174504

Page: 115 of 427

Test Mode: 07; Polarity: Vertical; Modulation:802.11ac; Bandwidth:40MHz; Channel:High



No.	Frequency (MHz)	Reading (dBuV)	Correction factor(dB/m)	Result (dBuV/m)	Limit (dBuV/m)	Margin (dB)	Remark
1	11340.000	48.25	0.82	49.07	54.00	-4.93	peak
2	17010.000	41.15	9.18	50.33	68.30	-17.97	peak

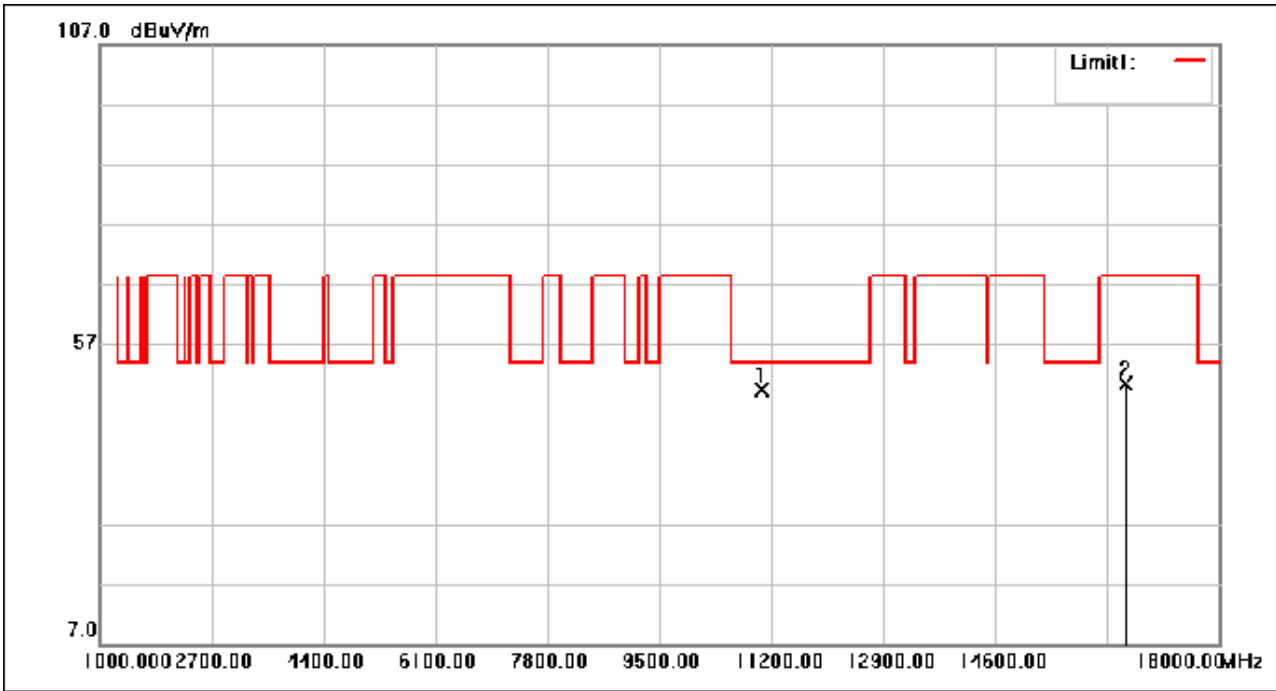
# Compliance Certification Services (Kunshan) Inc.

CCSEM-TRF-001 Rev. 02 Sep 01, 2023

Report No.: KSCR230900174504

Page: 116 of 427

Test Mode: 07; Polarity: Horizontal; Modulation:802.11ac; Bandwidth:80MHz; Channel:Low



No.	Frequency (MHz)	Reading (dBuV)	Correction factor(dB/m)	Result (dBuV/m)	Limit (dBuV/m)	Margin (dB)	Remark
1	11060.000	48.77	0.59	49.36	54.00	-4.64	peak
2	16590.000	41.72	8.56	50.28	68.30	-18.02	peak

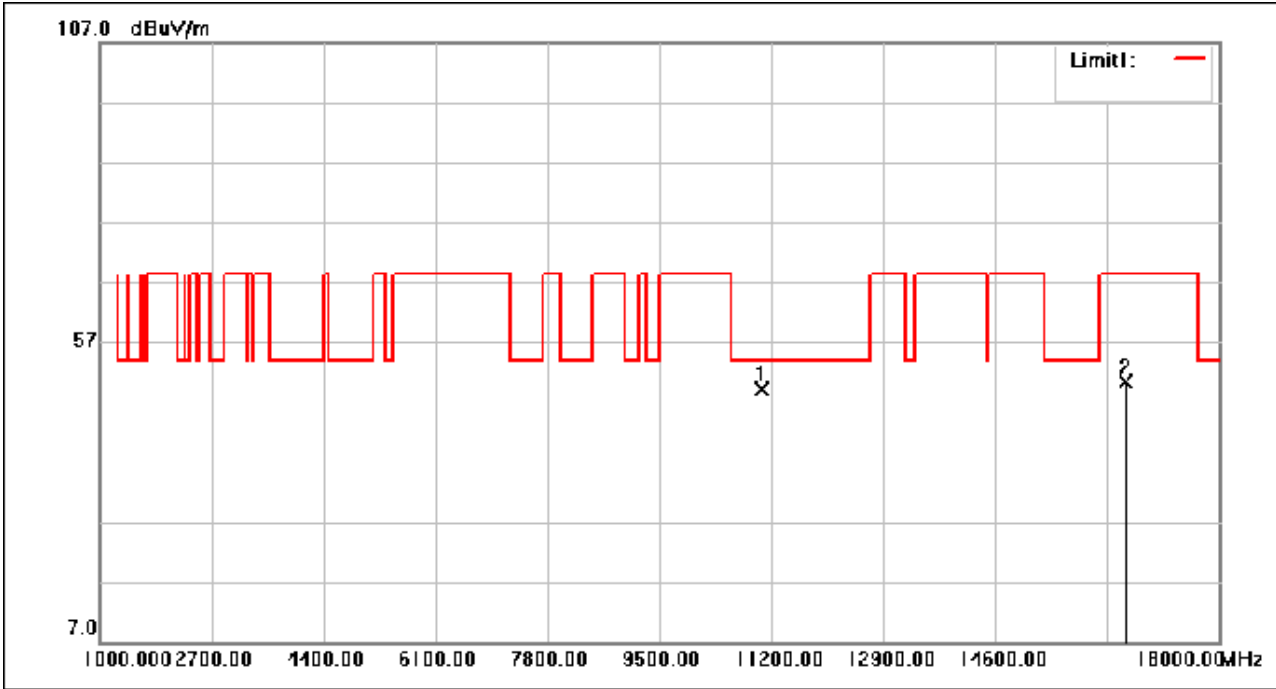
# Compliance Certification Services (Kunshan) Inc.

CCSEM-TRF-001 Rev. 02 Sep 01, 2023

Report No.: KSCR230900174504

Page: 117 of 427

Test Mode: 07; Polarity: Vertical; Modulation:802.11ac; Bandwidth:80MHz; Channel:Low



No.	Frequency (MHz)	Reading (dBuV)	Correction factor(dB/m)	Result (dBuV/m)	Limit (dBuV/m)	Margin (dB)	Remark
1	11060.000	48.56	0.59	49.15	54.00	-4.85	peak
2	16590.000	41.86	8.56	50.42	68.30	-17.88	peak

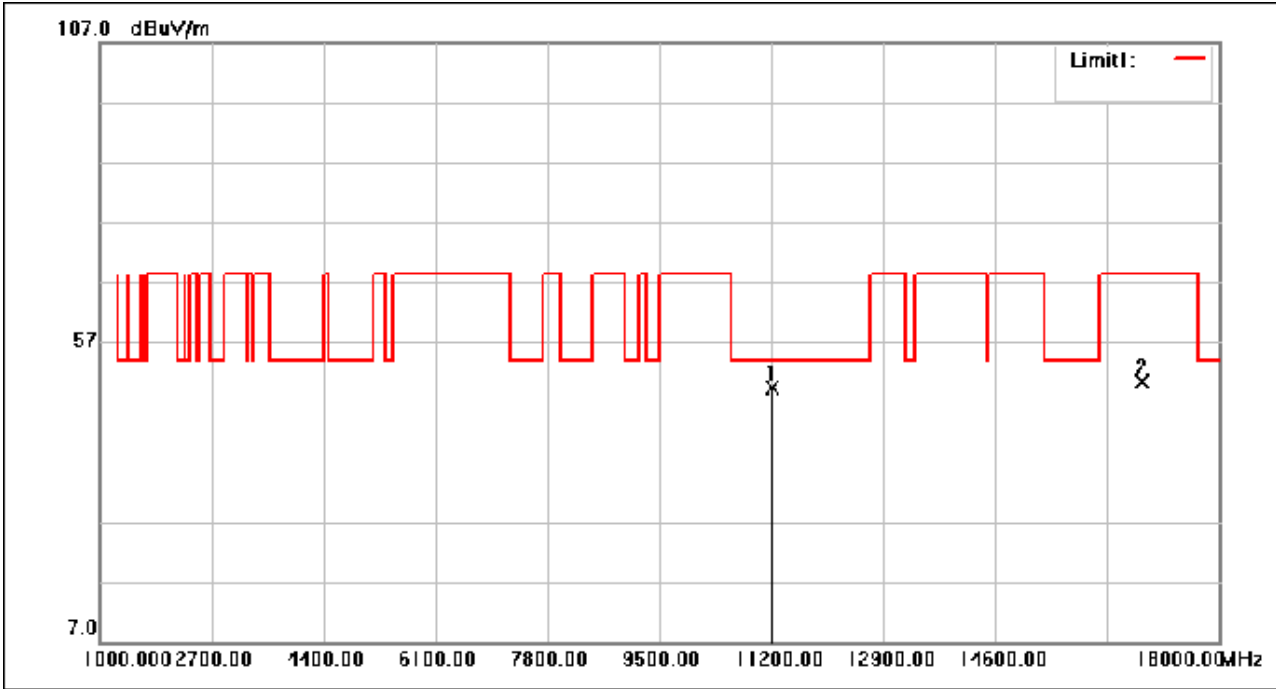
# Compliance Certification Services (Kunshan) Inc.

CCSEM-TRF-001 Rev. 02 Sep 01, 2023

Report No.: KSCR230900174504

Page: 118 of 427

Test Mode: 07; Polarity: Horizontal; Modulation:802.11ac; Bandwidth:80MHz; Channel:High



No.	Frequency (MHz)	Reading (dBuV)	Correction factor(dB/m)	Result (dBuV/m)	Limit (dBuV/m)	Margin (dB)	Remark
1	11220.000	48.54	0.72	49.26	54.00	-4.74	peak
2	16830.000	41.42	8.93	50.35	68.30	-17.95	peak

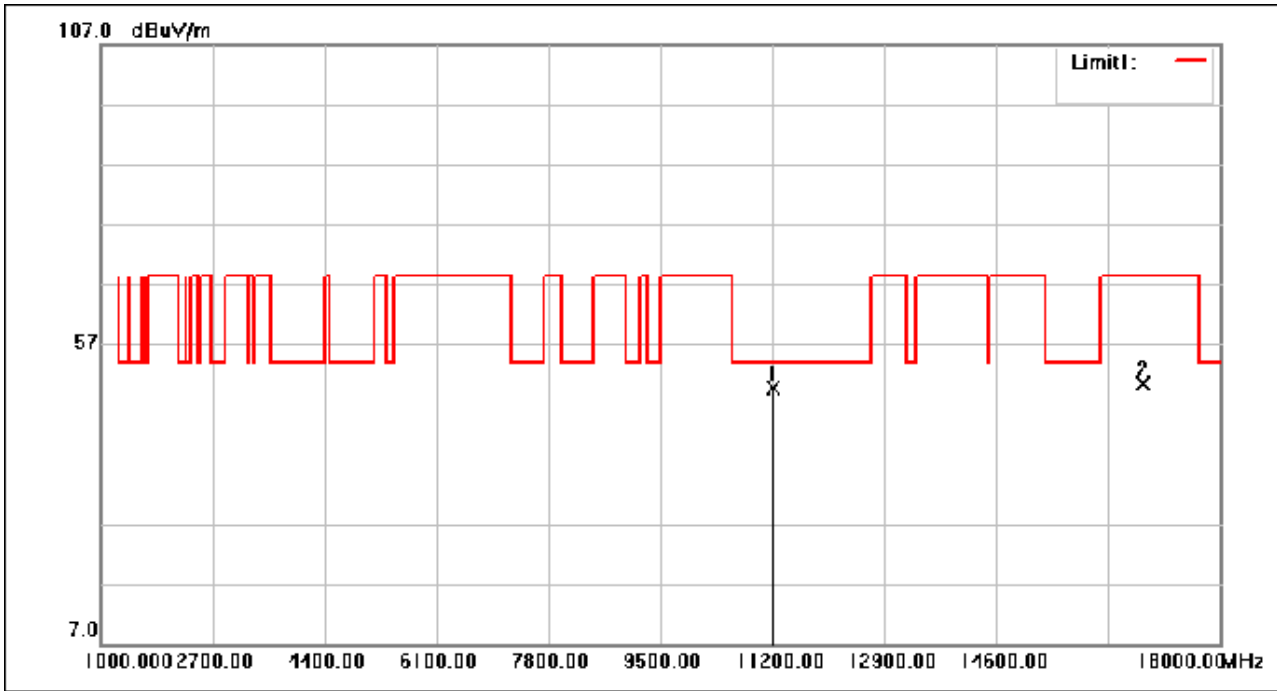
## Compliance Certification Services (Kunshan) Inc.

CCSEM-TRF-001 Rev. 02 Sep 01, 2023

Report No.: KSCR230900174504

Page: 119 of 427

Test Mode: 07; Polarity: Vertical; Modulation:802.11ac; Bandwidth:80MHz; Channel:High



No.	Frequency (MHz)	Reading (dBuV)	Correction factor(dB/m)	Result (dBuV/m)	Limit (dBuV/m)	Margin (dB)	Remark
1	11220.000	48.80	0.72	49.52	54.00	-4.48	peak
2	16830.000	41.38	8.93	50.31	68.30	-17.99	peak

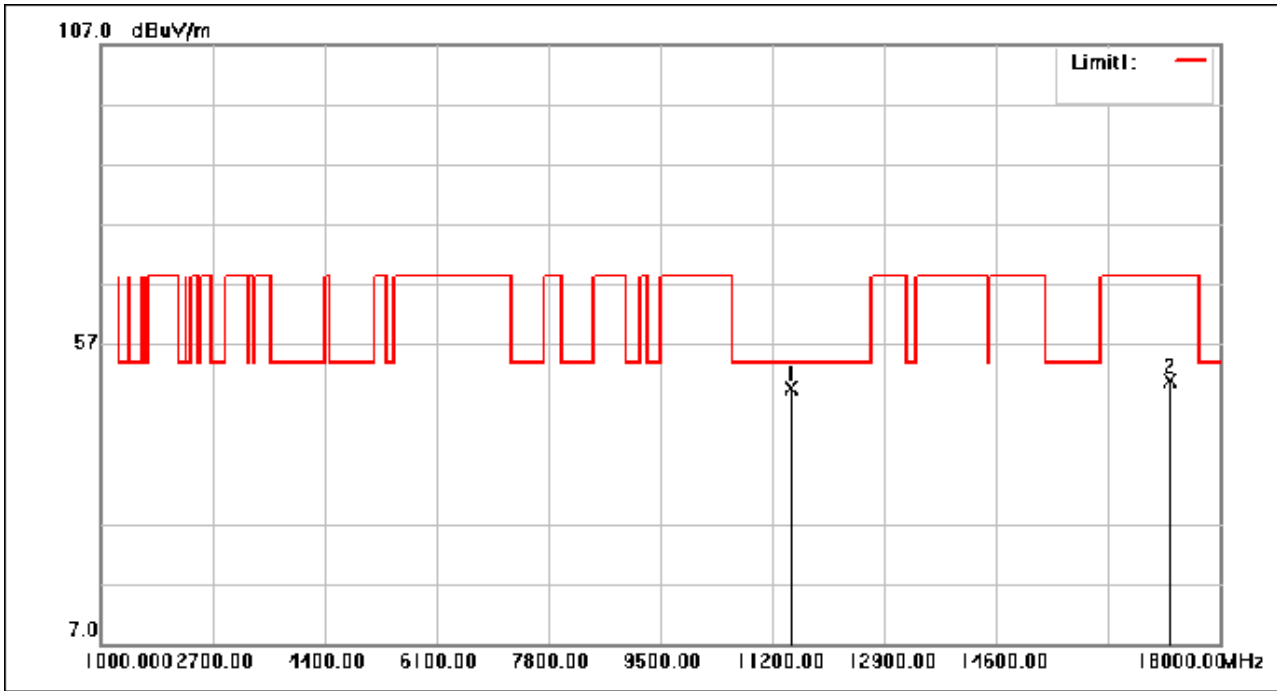
# Compliance Certification Services (Kunshan) Inc.

CCSEM-TRF-001 Rev. 02 Sep 01, 2023

Report No.: KSCR230900174504

Page: 120 of 427

Test Mode: 08; Polarity: Horizontal; Modulation:802.11a; Bandwidth:20MHz; Channel:Low



No.	Frequency (MHz)	Reading (dBuV)	Correction factor(dB/m)	Result (dBuV/m)	Limit (dBuV/m)	Margin (dB)	Remark
1	11490.000	48.60	0.94	49.54	54.00	-4.46	peak
2	17235.000	41.80	9.05	50.85	68.30	-17.45	peak



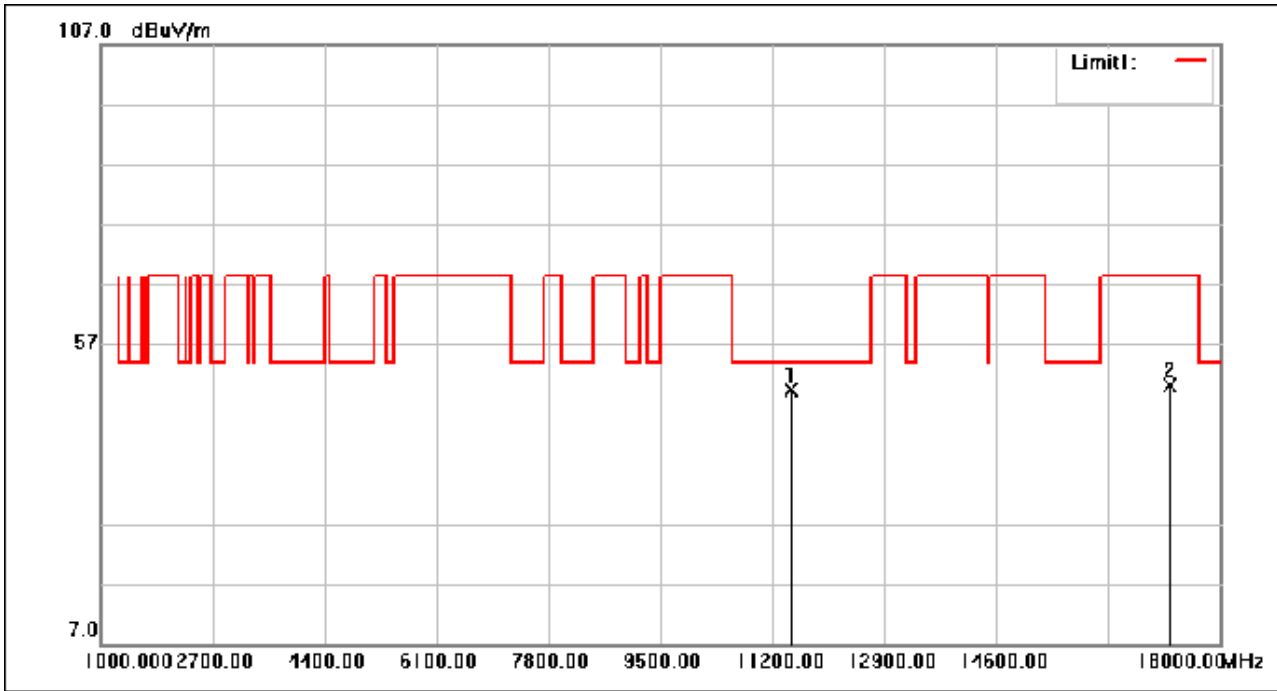
# Compliance Certification Services (Kunshan) Inc.

CCSEM-TRF-001 Rev. 02 Sep 01, 2023

Report No.: KSCR230900174504

Page: 121 of 427

Test Mode: 08; Polarity: Vertical; Modulation:802.11a; Bandwidth:20MHz; Channel:Low



No.	Frequency (MHz)	Reading (dBuV)	Correction factor(dB/m)	Result (dBuV/m)	Limit (dBuV/m)	Margin (dB)	Remark
1	11490.000	48.51	0.94	49.45	54.00	-4.55	peak
2	17235.000	41.19	9.05	50.24	68.30	-18.06	peak

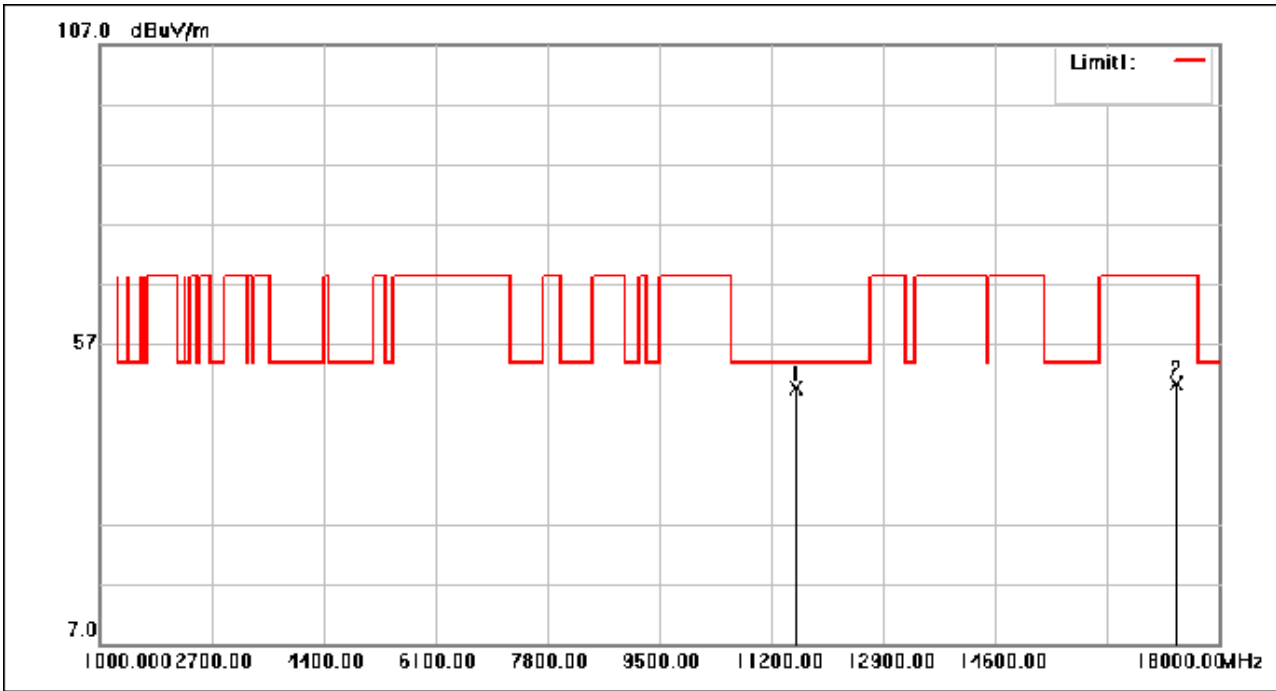
# Compliance Certification Services (Kunshan) Inc.

CCSEM-TRF-001 Rev. 02 Sep 01, 2023

Report No.: KSCR230900174504

Page: 122 of 427

Test Mode: 08; Polarity: Horizontal; Modulation:802.11a; Bandwidth:20MHz; Channel:middle



No.	Frequency (MHz)	Reading (dBuV)	Correction factor(dB/m)	Result (dBuV/m)	Limit (dBuV/m)	Margin (dB)	Remark
1	11570.000	48.57	1.18	49.75	54.00	-4.25	peak
2	17355.000	41.41	8.98	50.39	68.30	-17.91	peak

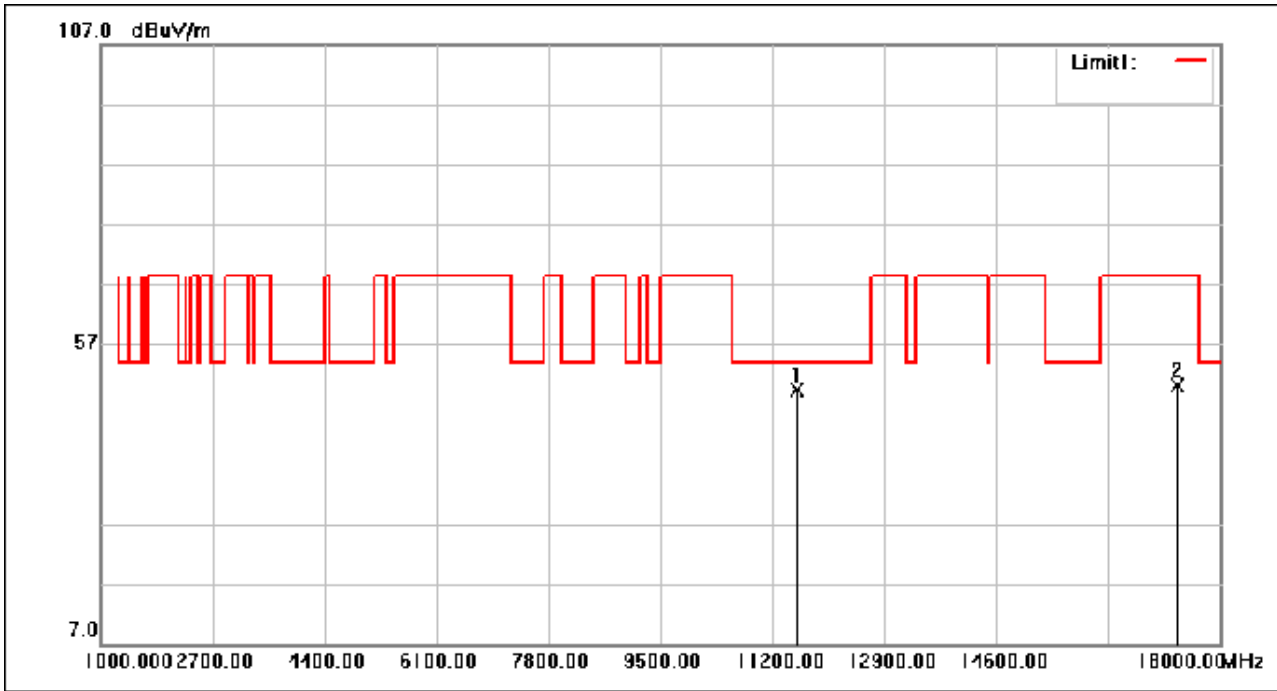
# Compliance Certification Services (Kunshan) Inc.

CCSEM-TRF-001 Rev. 02 Sep 01, 2023

Report No.: KSCR230900174504

Page: 123 of 427

Test Mode: 08; Polarity: Vertical; Modulation:802.11a; Bandwidth:20MHz; Channel:middle



No.	Frequency (MHz)	Reading (dBuV)	Correction factor(dB/m)	Result (dBuV/m)	Limit (dBuV/m)	Margin (dB)	Remark
1	11570.000	48.10	1.18	49.28	54.00	-4.72	peak
2	17355.000	41.19	8.98	50.17	68.30	-18.13	peak

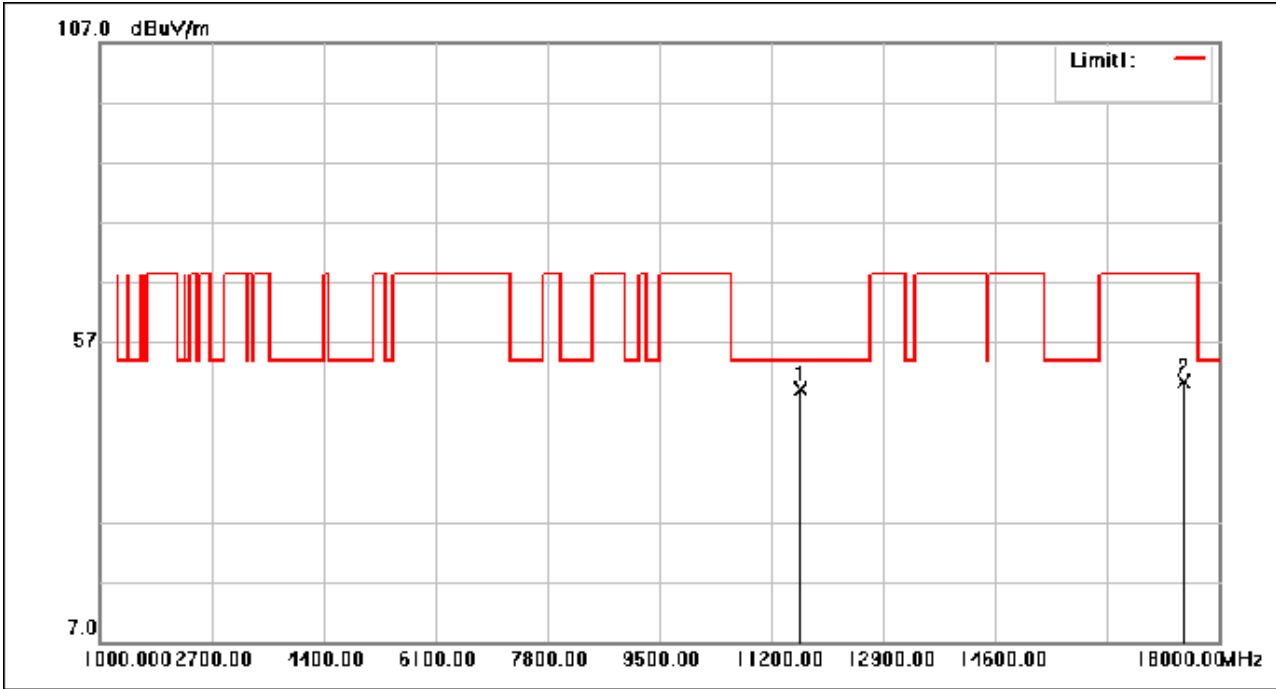
# Compliance Certification Services (Kunshan) Inc.

CCSEM-TRF-001 Rev. 02 Sep 01, 2023

Report No.: KSCR230900174504

Page: 124 of 427

Test Mode: 08; Polarity: Horizontal; Modulation:802.11a; Bandwidth:20MHz; Channel:High



No.	Frequency (MHz)	Reading (dBuV)	Correction factor(dB/m)	Result (dBuV/m)	Limit (dBuV/m)	Margin (dB)	Remark
1	11650.000	47.58	1.45	49.03	54.00	-4.97	peak
2	17475.000	41.59	8.90	50.49	68.30	-17.81	peak

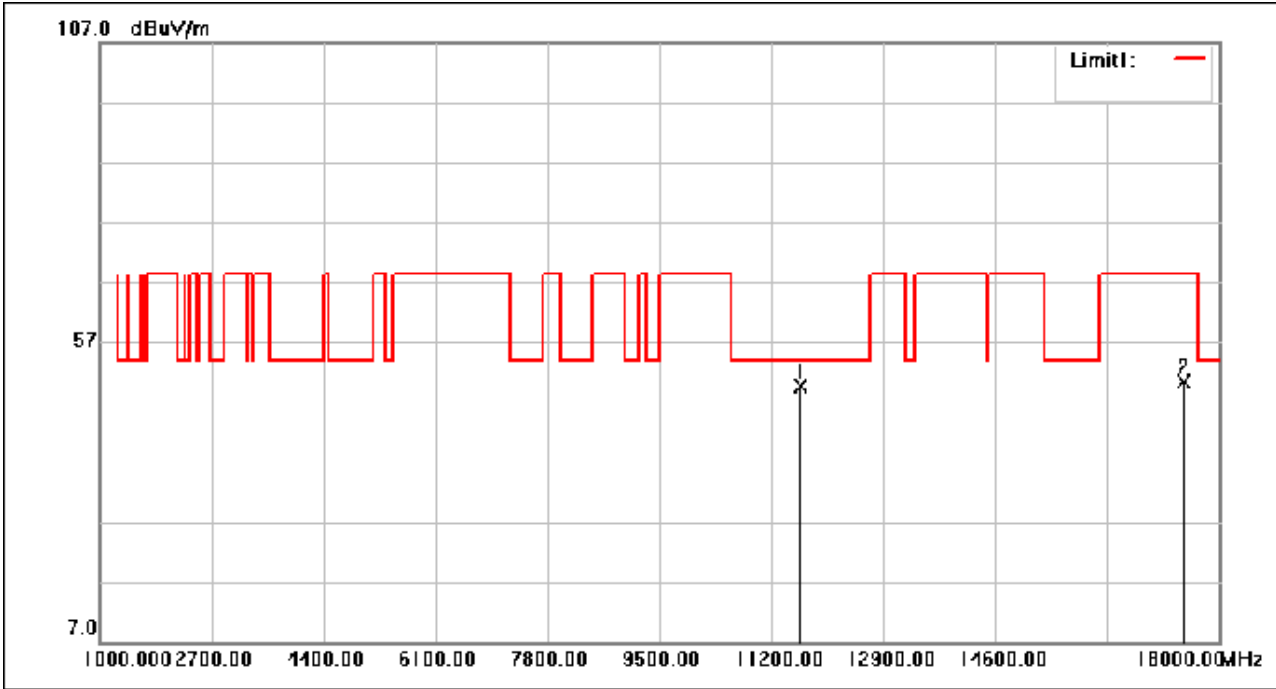
# Compliance Certification Services (Kunshan) Inc.

CCSEM-TRF-001 Rev. 02 Sep 01, 2023

Report No.: KSCR230900174504

Page: 125 of 427

Test Mode: 08; Polarity: Vertical; Modulation:802.11a; Bandwidth:20MHz; Channel:High



No.	Frequency (MHz)	Reading (dBuV)	Correction factor(dB/m)	Result (dBuV/m)	Limit (dBuV/m)	Margin (dB)	Remark
1	11650.000	48.22	1.45	49.67	54.00	-4.33	peak
2	17475.000	41.42	8.90	50.32	68.30	-17.98	peak

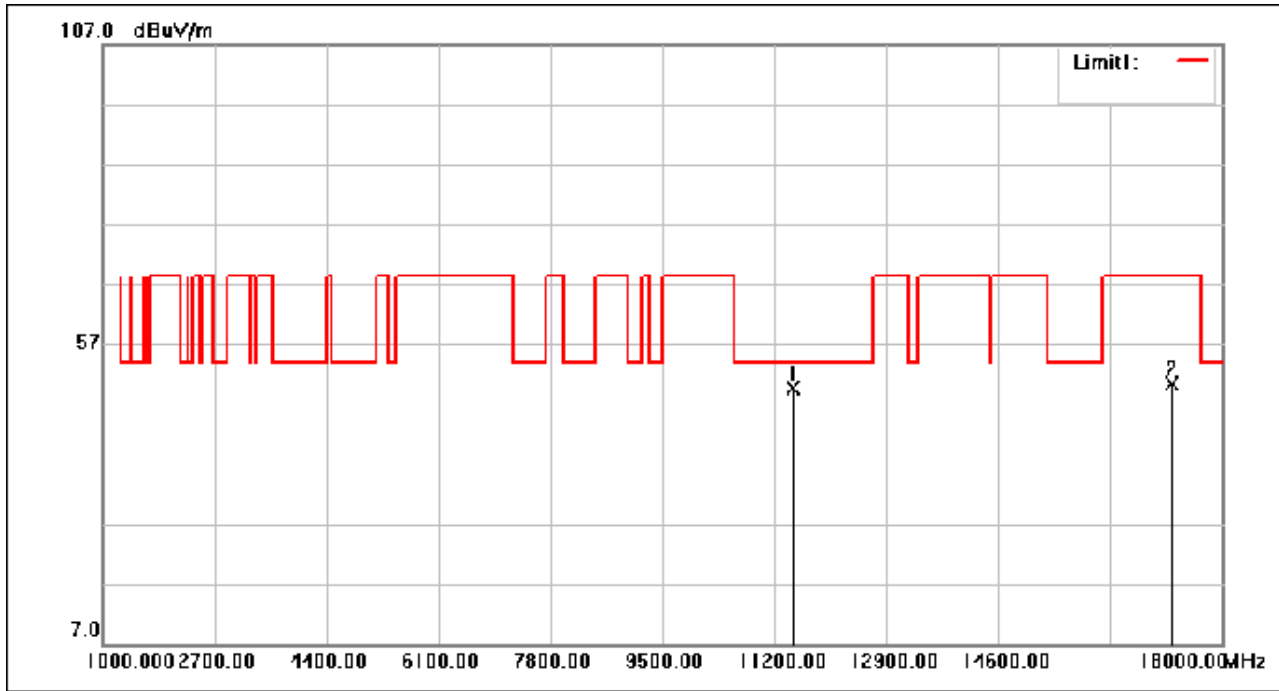
# Compliance Certification Services (Kunshan) Inc.

CCSEM-TRF-001 Rev. 02 Sep 01, 2023

Report No.: KSCR230900174504

Page: 126 of 427

Test Mode: 08; Polarity: Horizontal; Modulation:802.11n; Bandwidth:20MHz; Channel:Low



No.	Frequency (MHz)	Reading (dBuV)	Correction factor(dB/m)	Result (dBuV/m)	Limit (dBuV/m)	Margin (dB)	Remark
1	11490.000	48.79	0.94	49.73	54.00	-4.27	peak
2	17235.000	41.41	9.05	50.46	68.30	-17.84	peak

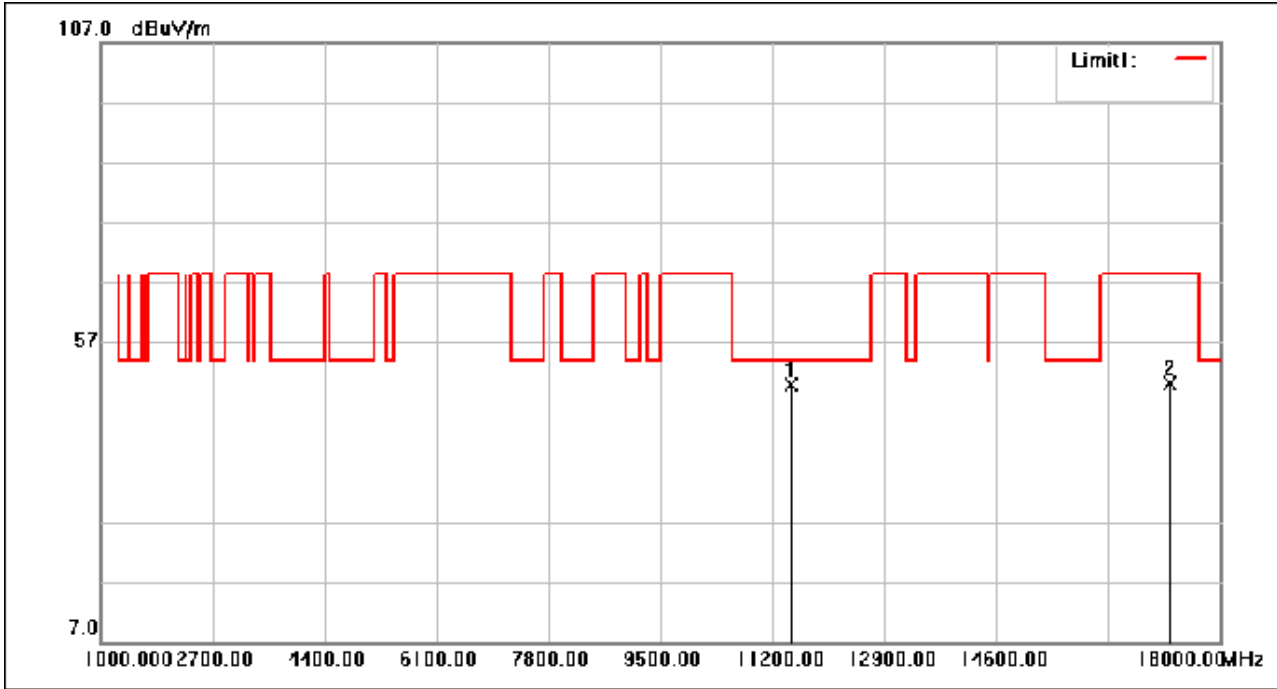
# Compliance Certification Services (Kunshan) Inc.

CCSEM-TRF-001 Rev. 02 Sep 01, 2023

Report No.: KSCR230900174504

Page: 127 of 427

Test Mode: 08; Polarity: Vertical; Modulation:802.11n; Bandwidth:20MHz; Channel:Low



No.	Frequency (MHz)	Reading (dBuV)	Correction factor(dB/m)	Result (dBuV/m)	Limit (dBuV/m)	Margin (dB)	Remark
1	11490.000	48.86	0.94	49.80	54.00	-4.20	peak
2	17235.000	41.07	9.05	50.12	68.30	-18.18	peak

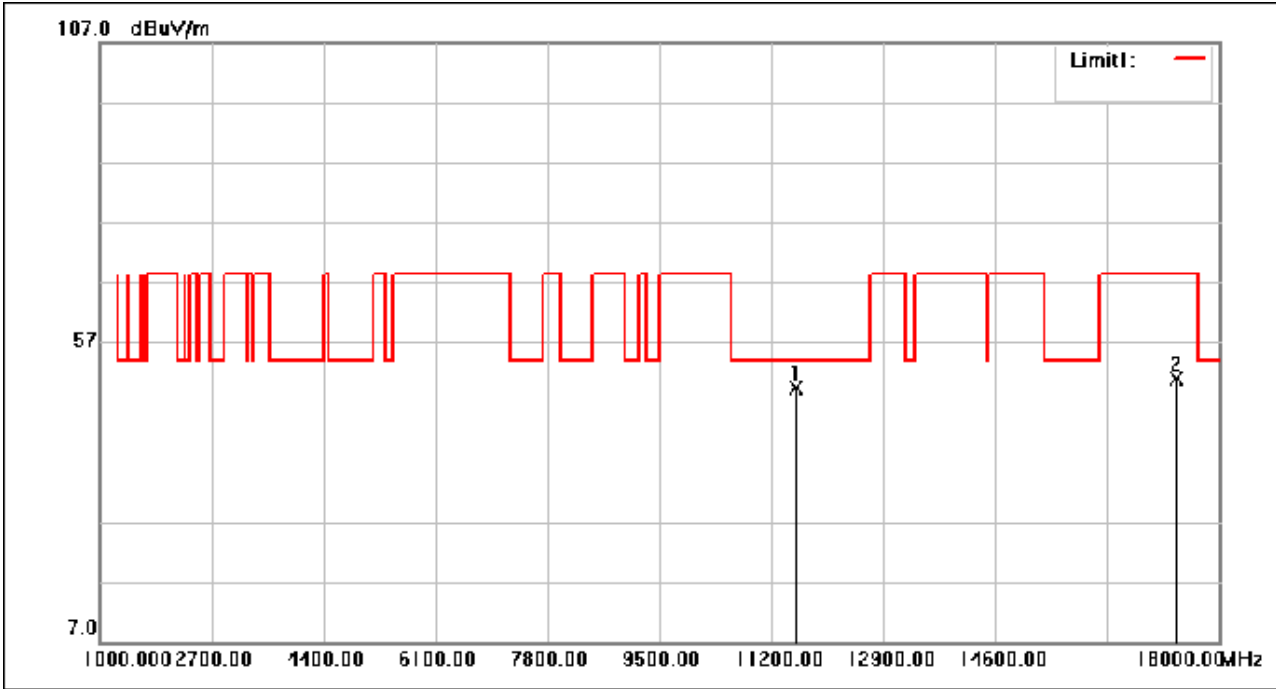
# Compliance Certification Services (Kunshan) Inc.

CCSEM-TRF-001 Rev. 02 Sep 01, 2023

Report No.: KSCR230900174504

Page: 128 of 427

Test Mode: 08; Polarity: Horizontal; Modulation:802.11n; Bandwidth:20MHz; Channel:middle



No.	Frequency (MHz)	Reading (dBuV)	Correction factor(dB/m)	Result (dBuV/m)	Limit (dBuV/m)	Margin (dB)	Remark
1	11570.000	48.30	1.18	49.48	54.00	-4.52	peak
2	17355.000	41.84	8.98	50.82	68.30	-17.48	peak



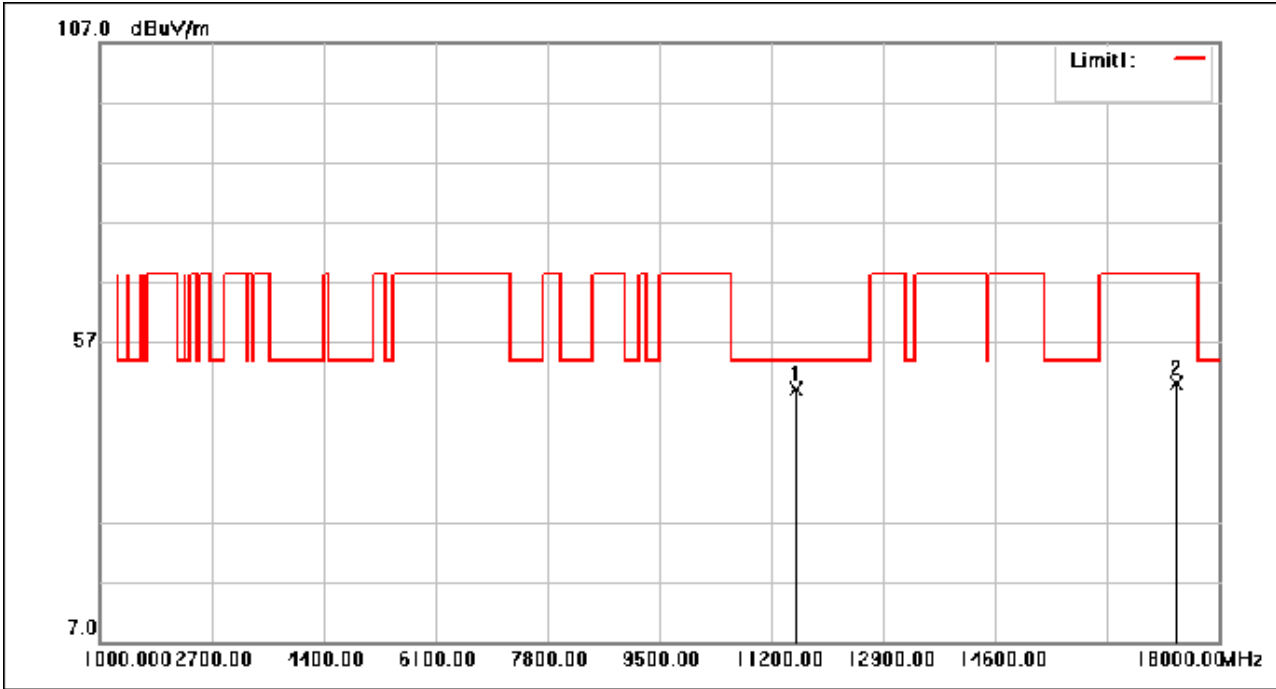
# Compliance Certification Services (Kunshan) Inc.

CCSEM-TRF-001 Rev. 02 Sep 01, 2023

Report No.: KSCR230900174504

Page: 129 of 427

Test Mode: 08; Polarity: Vertical; Modulation:802.11n; Bandwidth:20MHz; Channel:middle



No.	Frequency (MHz)	Reading (dBuV)	Correction factor(dB/m)	Result (dBuV/m)	Limit (dBuV/m)	Margin (dB)	Remark
1	11570.000	48.05	1.18	49.23	54.00	-4.77	peak
2	17355.000	41.13	8.98	50.11	68.30	-18.19	peak

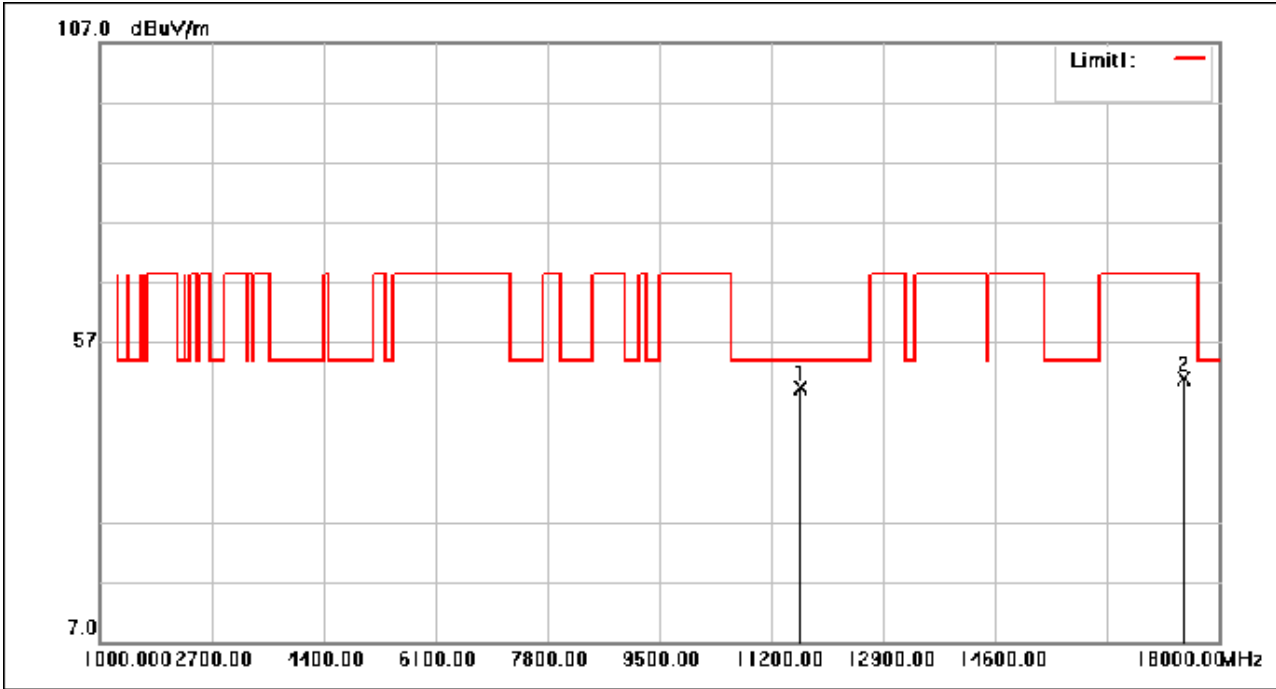
# Compliance Certification Services (Kunshan) Inc.

CCSEM-TRF-001 Rev. 02 Sep 01, 2023

Report No.: KSCR230900174504

Page: 130 of 427

Test Mode: 08; Polarity: Horizontal; Modulation:802.11n; Bandwidth:20MHz; Channel:High



No.	Frequency (MHz)	Reading (dBuV)	Correction factor(dB/m)	Result (dBuV/m)	Limit (dBuV/m)	Margin (dB)	Remark
1	11650.000	47.88	1.45	49.33	54.00	-4.67	peak
2	17475.000	41.86	8.90	50.76	68.30	-17.54	peak

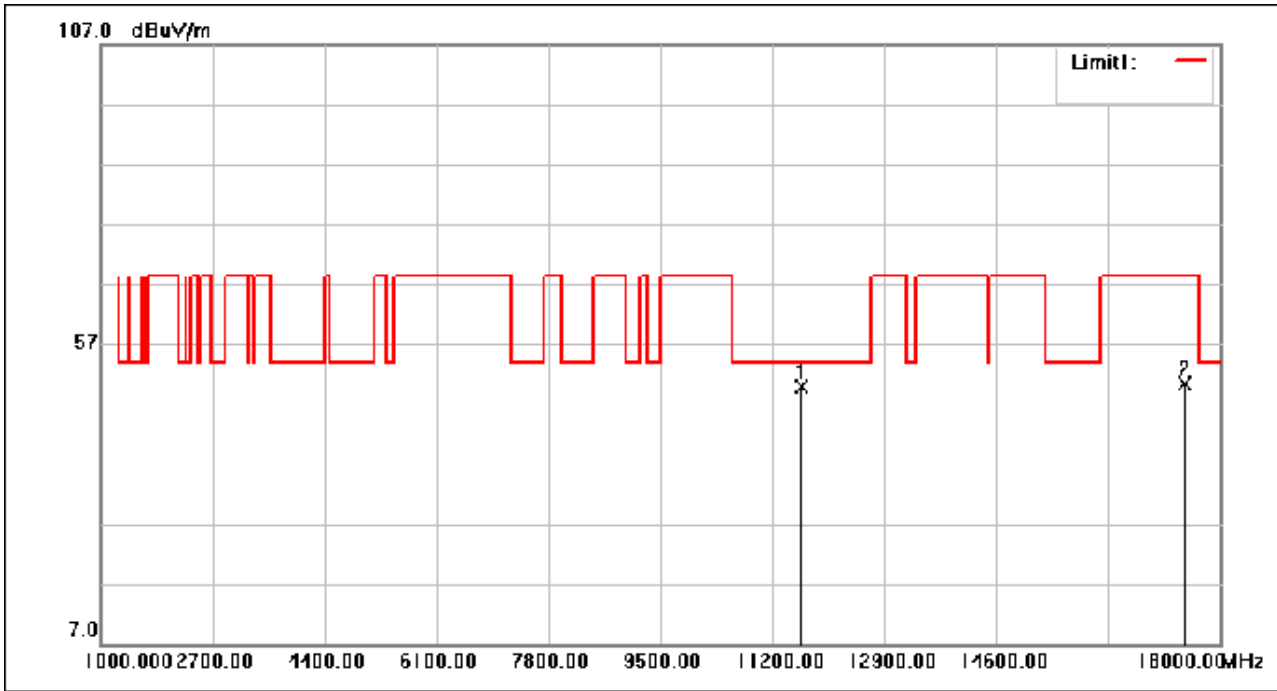
# Compliance Certification Services (Kunshan) Inc.

CCSEM-TRF-001 Rev. 02 Sep 01, 2023

Report No.: KSCR230900174504

Page: 131 of 427

Test Mode: 08; Polarity: Vertical; Modulation:802.11n; Bandwidth:20MHz; Channel:High



No.	Frequency (MHz)	Reading (dBuV)	Correction factor(dB/m)	Result (dBuV/m)	Limit (dBuV/m)	Margin (dB)	Remark
1	11650.000	48.36	1.45	49.81	54.00	-4.19	peak
2	17475.000	41.54	8.90	50.44	68.30	-17.86	peak

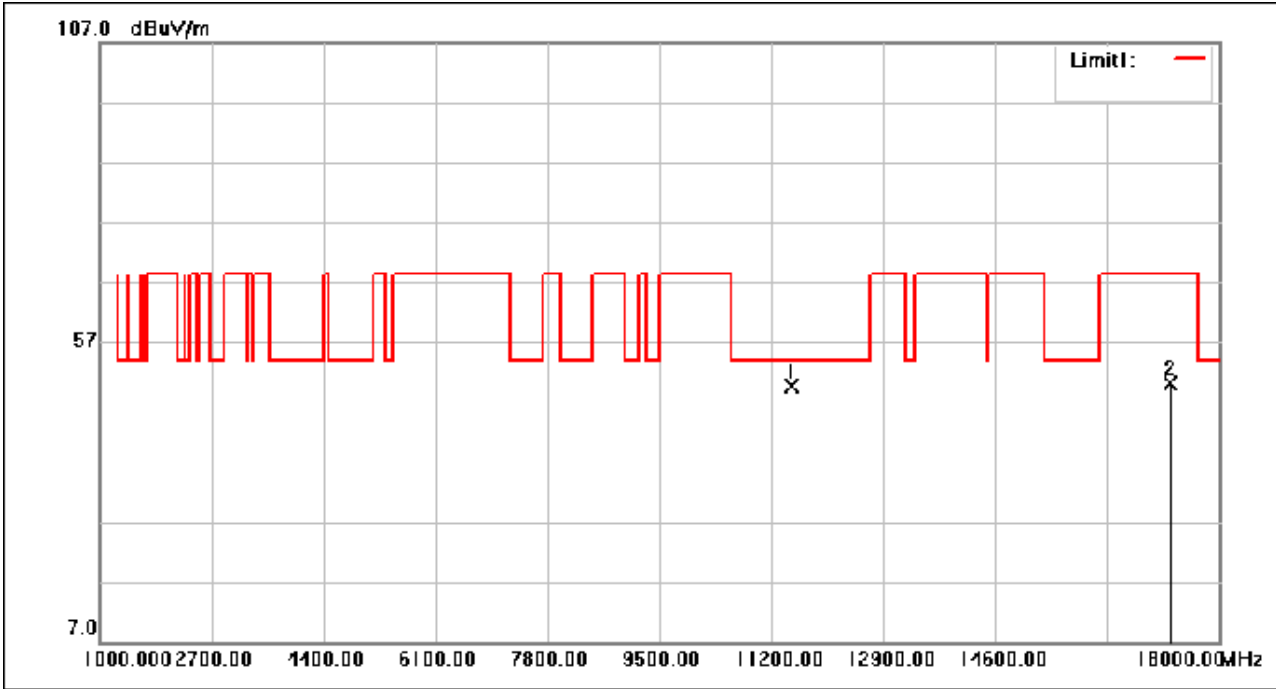
# Compliance Certification Services (Kunshan) Inc.

CCSEM-TRF-001 Rev. 02 Sep 01, 2023

Report No.: KSCR230900174504

Page: 132 of 427

Test Mode: 08; Polarity: Horizontal; Modulation:802.11n; Bandwidth:40MHz; Channel:Low



No.	Frequency (MHz)	Reading (dBuV)	Correction factor(dB/m)	Result (dBuV/m)	Limit (dBuV/m)	Margin (dB)	Remark
1	11510.000	48.63	0.99	49.62	54.00	-4.38	peak
2	17265.000	41.04	9.03	50.07	68.30	-18.23	peak

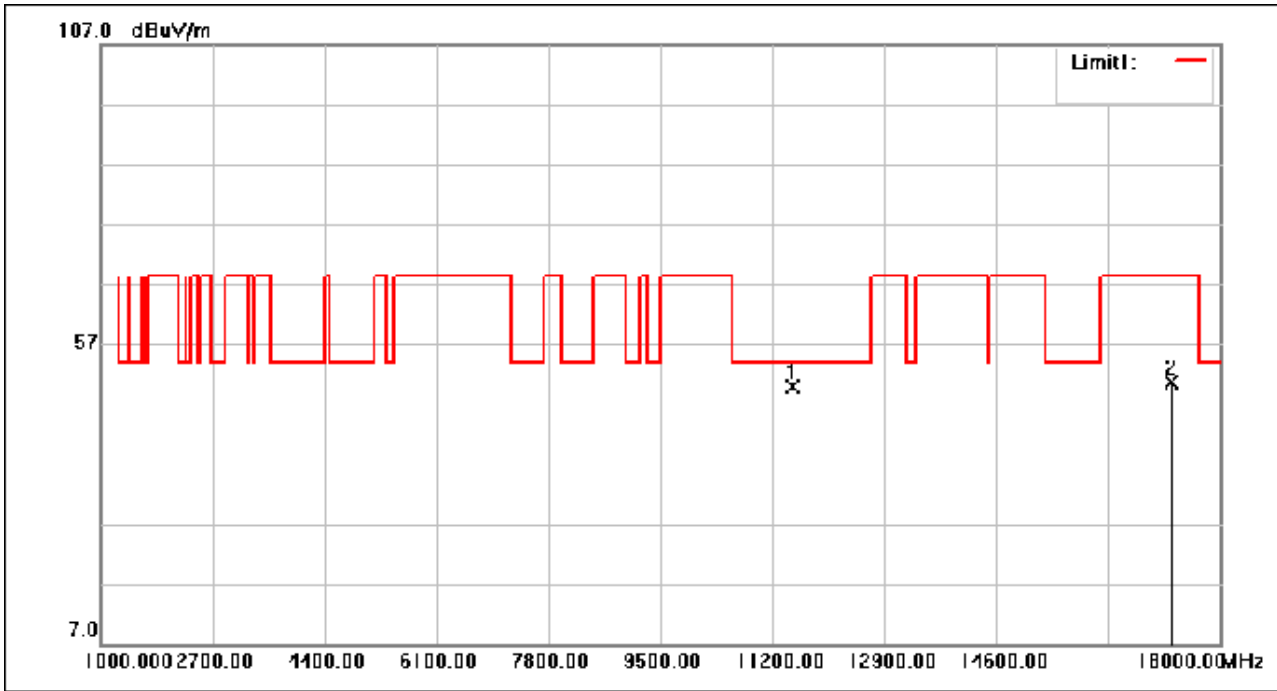
# Compliance Certification Services (Kunshan) Inc.

CCSEM-TRF-001 Rev. 02 Sep 01, 2023

Report No.: KSCR230900174504

Page: 133 of 427

Test Mode: 08; Polarity: Vertical; Modulation:802.11n; Bandwidth:40MHz; Channel:Low



No.	Frequency (MHz)	Reading (dBuV)	Correction factor(dB/m)	Result (dBuV/m)	Limit (dBuV/m)	Margin (dB)	Remark
1	11510.000	48.84	0.99	49.83	54.00	-4.17	peak
2	17265.000	41.69	9.03	50.72	68.30	-17.58	peak

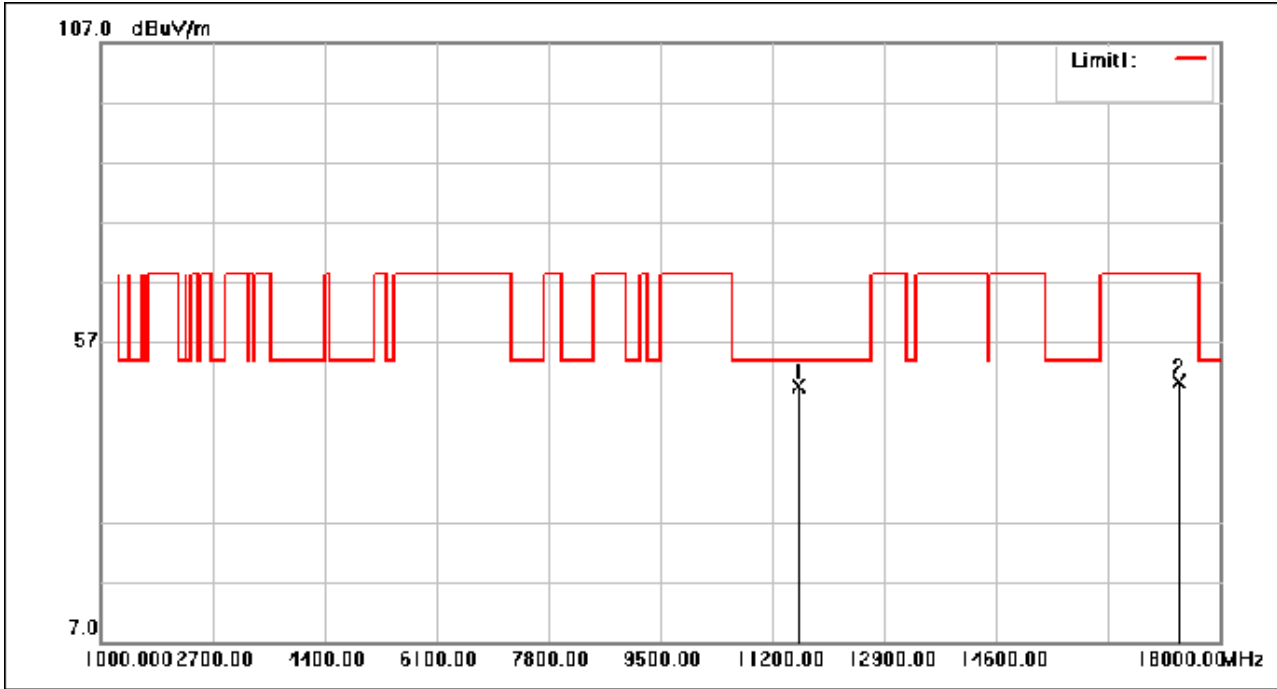
## Compliance Certification Services (Kunshan) Inc.

CCSEM-TRF-001 Rev. 02 Sep 01, 2023

Report No.: KSCR230900174504

Page: 134 of 427

Test Mode: 08; Polarity: Horizontal; Modulation:802.11n; Bandwidth:40MHz; Channel:High



No.	Frequency (MHz)	Reading (dBuV)	Correction factor(dB/m)	Result (dBuV/m)	Limit (dBuV/m)	Margin (dB)	Remark
1	11590.000	48.50	1.25	49.75	54.00	-4.25	peak
2	17385.000	41.46	8.96	50.42	68.30	-17.88	peak

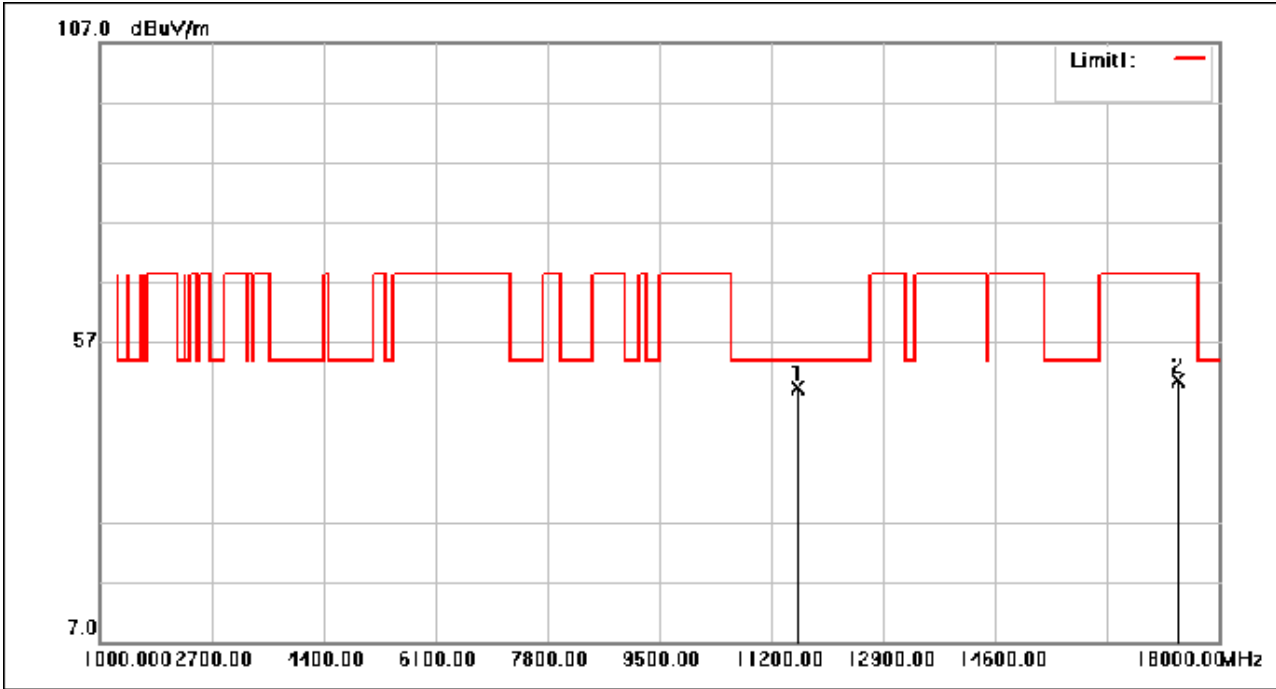
# Compliance Certification Services (Kunshan) Inc.

CCSEM-TRF-001 Rev. 02 Sep 01, 2023

Report No.: KSCR230900174504

Page: 135 of 427

Test Mode: 08; Polarity: Vertical; Modulation:802.11n; Bandwidth:40MHz; Channel:High



No.	Frequency (MHz)	Reading (dBuV)	Correction factor(dB/m)	Result (dBuV/m)	Limit (dBuV/m)	Margin (dB)	Remark
1	11590.000	48.10	1.25	49.35	54.00	-4.65	peak
2	17385.000	41.65	8.96	50.61	68.30	-17.69	peak

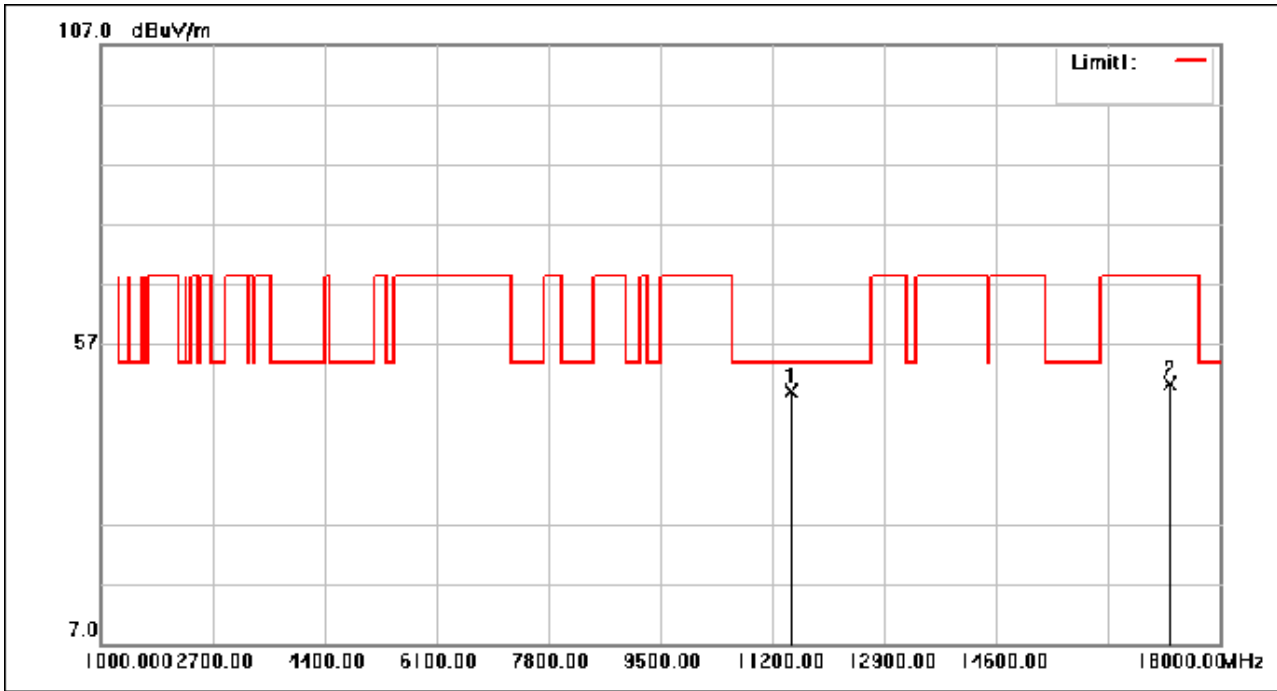
## Compliance Certification Services (Kunshan) Inc.

CCSEM-TRF-001 Rev. 02 Sep 01, 2023

Report No.: KSCR230900174504

Page: 136 of 427

Test Mode: 08; Polarity: Horizontal; Modulation:802.11ac; Bandwidth:20MHz; Channel:Low



No.	Frequency (MHz)	Reading (dBuV)	Correction factor(dB/m)	Result (dBuV/m)	Limit (dBuV/m)	Margin (dB)	Remark
1	11490.000	48.27	0.94	49.21	54.00	-4.79	peak
2	17235.000	41.41	9.05	50.46	68.30	-17.84	peak



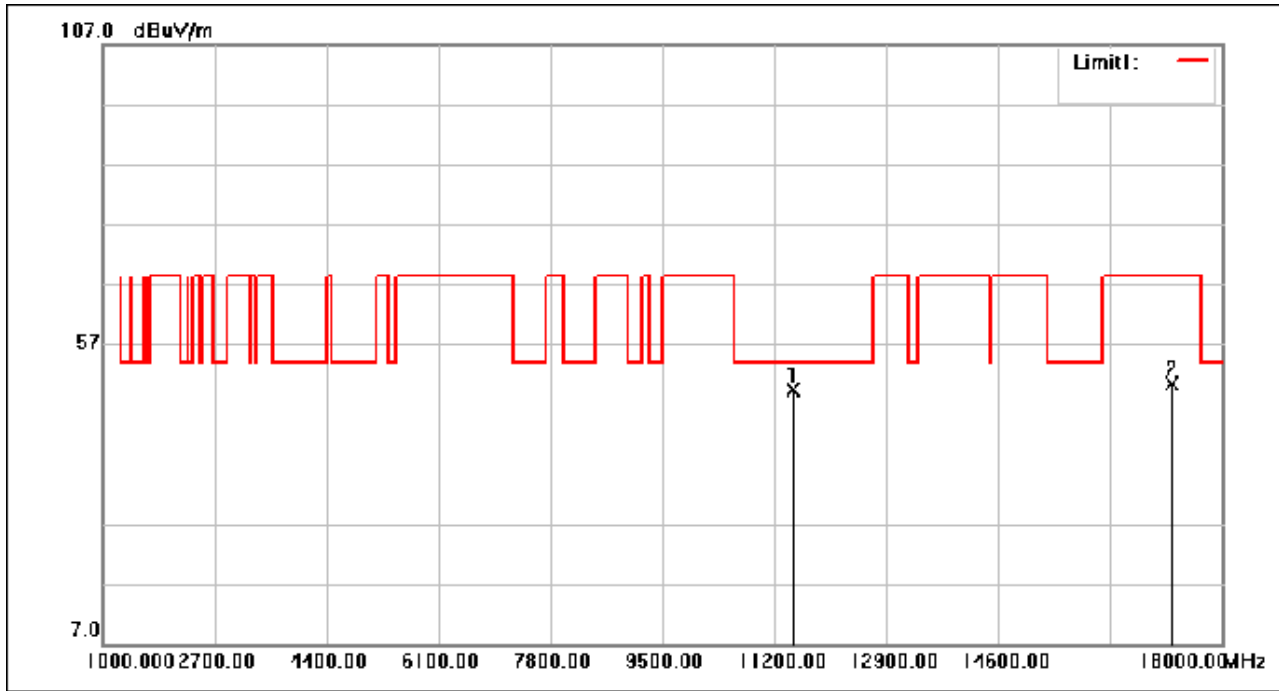
# Compliance Certification Services (Kunshan) Inc.

CCSEM-TRF-001 Rev. 02 Sep 01, 2023

Report No.: KSCR230900174504

Page: 137 of 427

Test Mode: 08; Polarity: Vertical; Modulation:802.11ac; Bandwidth:20MHz; Channel:Low



No.	Frequency (MHz)	Reading (dBuV)	Correction factor(dB/m)	Result (dBuV/m)	Limit (dBuV/m)	Margin (dB)	Remark
1	11490.000	48.41	0.94	49.35	54.00	-4.65	peak
2	17235.000	41.45	9.05	50.50	68.30	-17.80	peak

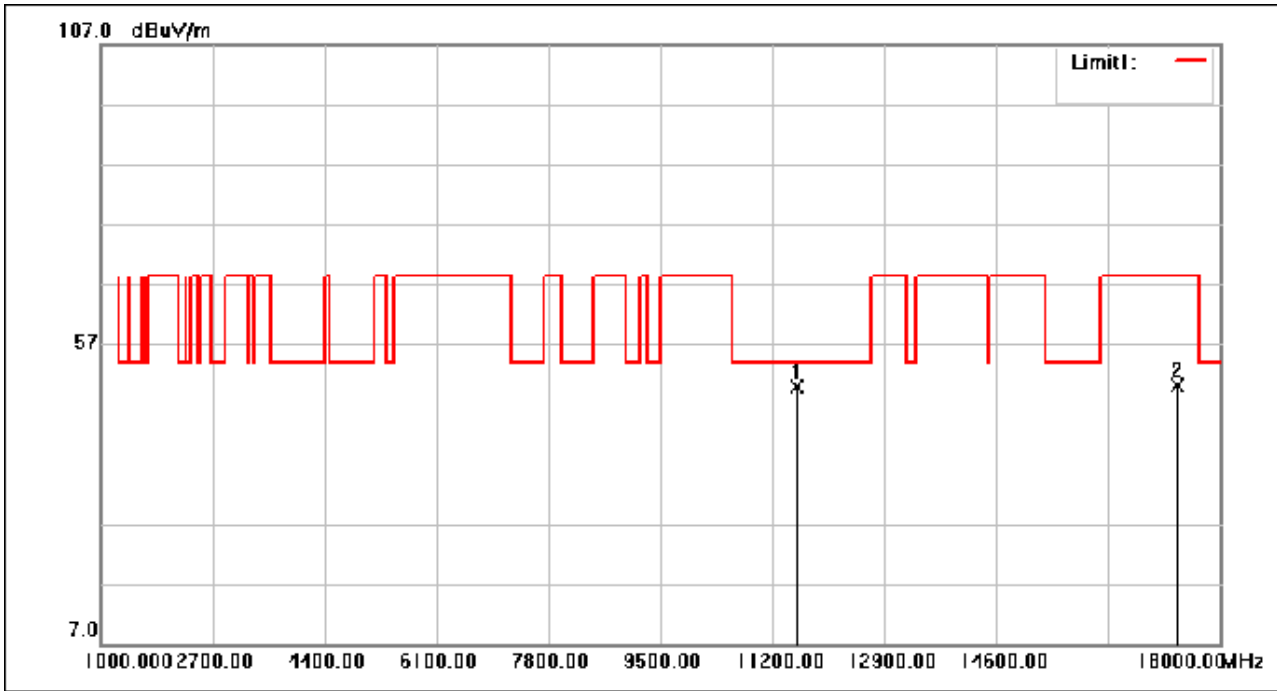
# Compliance Certification Services (Kunshan) Inc.

CCSEM-TRF-001 Rev. 02 Sep 01, 2023

Report No.: KSCR230900174504

Page: 138 of 427

Test Mode: 08; Polarity: Horizontal; Modulation:802.11ac; Bandwidth:20MHz; Channel:middle



No.	Frequency (MHz)	Reading (dBuV)	Correction factor(dB/m)	Result (dBuV/m)	Limit (dBuV/m)	Margin (dB)	Remark
1	11570.000	48.73	1.18	49.91	54.00	-4.09	peak
2	17355.000	41.10	8.98	50.08	68.30	-18.22	peak

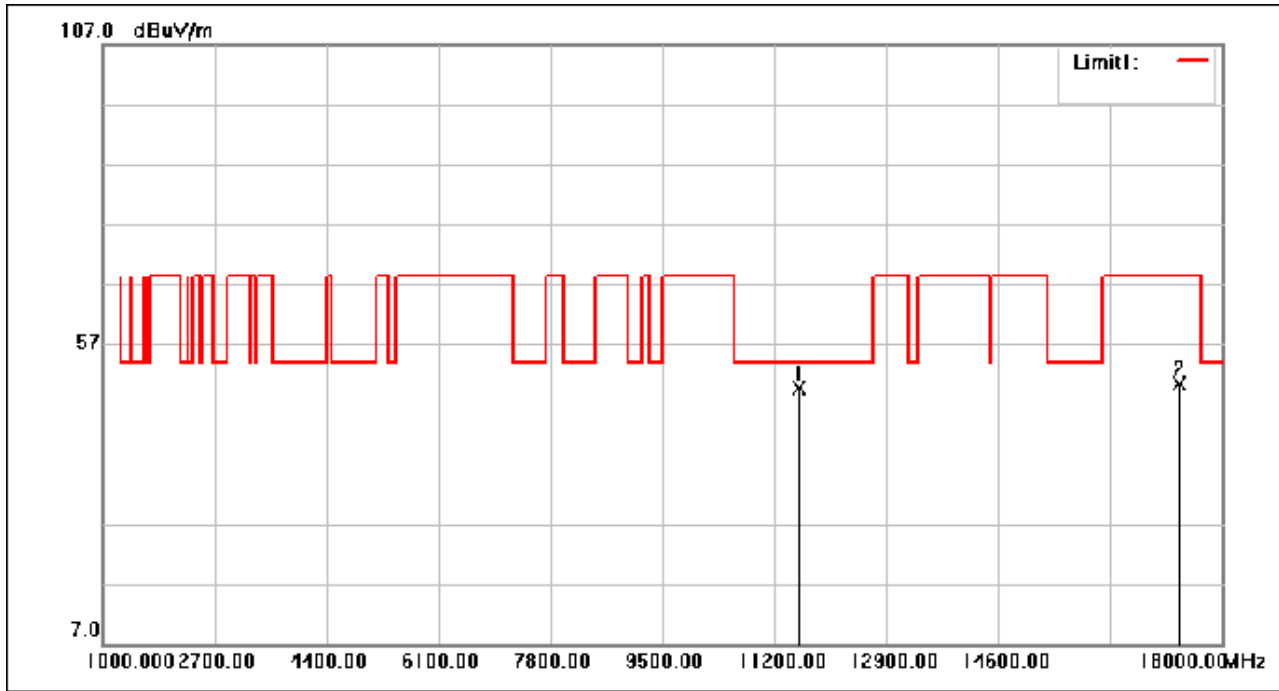
# Compliance Certification Services (Kunshan) Inc.

CCSEM-TRF-001 Rev. 02 Sep 01, 2023

Report No.: KSCR230900174504

Page: 139 of 427

Test Mode: 08; Polarity: Vertical; Modulation:802.11ac; Bandwidth:20MHz; Channel:middle



No.	Frequency (MHz)	Reading (dBuV)	Correction factor(dB/m)	Result (dBuV/m)	Limit (dBuV/m)	Margin (dB)	Remark
1	11570.000	48.49	1.18	49.67	54.00	-4.33	peak
2	17355.000	41.40	8.98	50.38	68.30	-17.92	peak

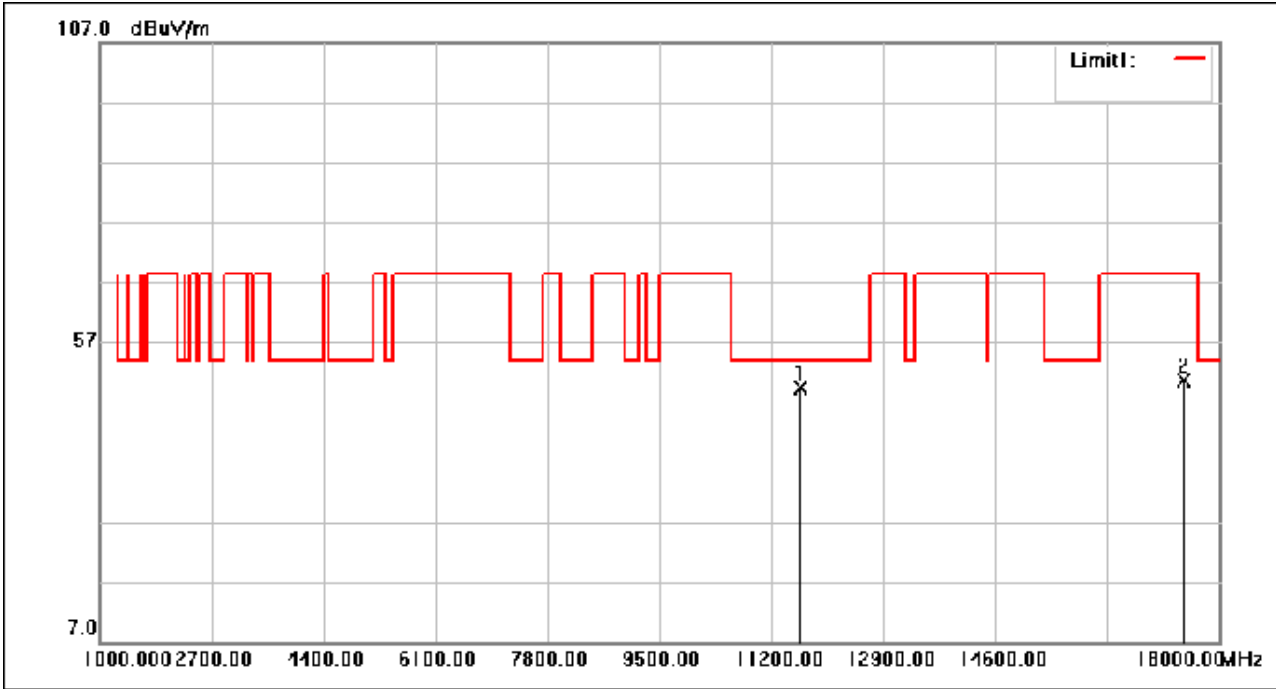
# Compliance Certification Services (Kunshan) Inc.

CCSEM-TRF-001 Rev. 02 Sep 01, 2023

Report No.: KSCR230900174504

Page: 140 of 427

Test Mode: 08; Polarity: Horizontal; Modulation:802.11ac; Bandwidth:20MHz; Channel:High



No.	Frequency (MHz)	Reading (dBuV)	Correction factor(dB/m)	Result (dBuV/m)	Limit (dBuV/m)	Margin (dB)	Remark
1	11650.000	47.92	1.45	49.37	54.00	-4.63	peak
2	17475.000	41.66	8.90	50.56	68.30	-17.74	peak

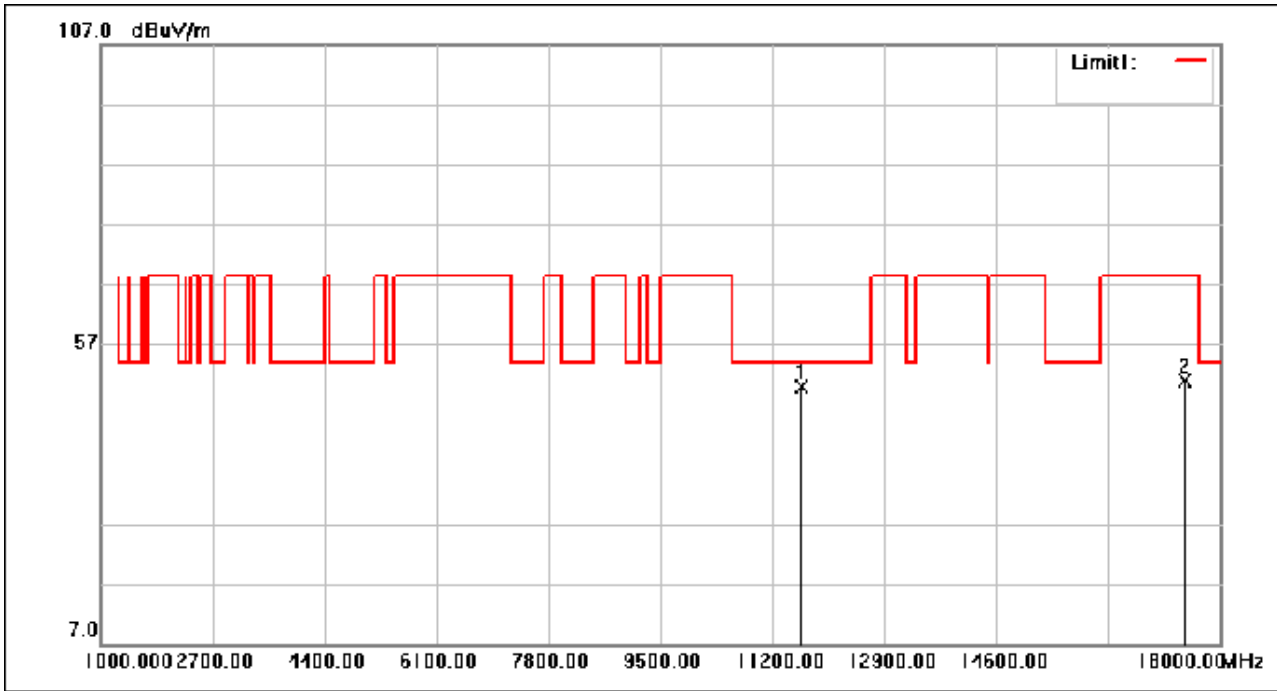
# Compliance Certification Services (Kunshan) Inc.

CCSEM-TRF-001 Rev. 02 Sep 01, 2023

Report No.: KSCR230900174504

Page: 141 of 427

Test Mode: 08; Polarity: Vertical; Modulation:802.11ac; Bandwidth:20MHz; Channel:High



No.	Frequency (MHz)	Reading (dBuV)	Correction factor(dB/m)	Result (dBuV/m)	Limit (dBuV/m)	Margin (dB)	Remark
1	11650.000	48.41	1.45	49.86	54.00	-4.14	peak
2	17475.000	41.88	8.90	50.78	68.30	-17.52	peak

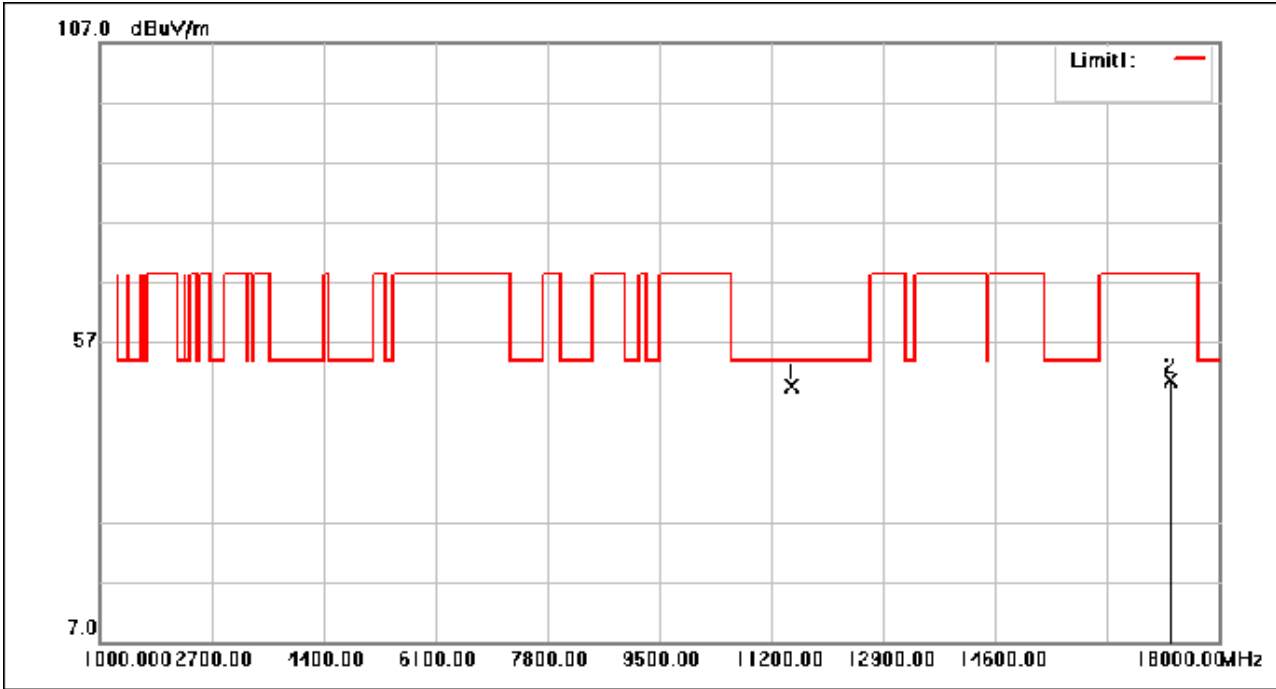
# Compliance Certification Services (Kunshan) Inc.

CCSEM-TRF-001 Rev. 02 Sep 01, 2023

Report No.: KSCR230900174504

Page: 142 of 427

Test Mode: 08; Polarity: Horizontal; Modulation:802.11ac; Bandwidth:40MHz; Channel:Low



No.	Frequency (MHz)	Reading (dBuV)	Correction factor(dB/m)	Result (dBuV/m)	Limit (dBuV/m)	Margin (dB)	Remark
1	11510.000	48.55	0.99	49.54	54.00	-4.46	peak
2	17265.000	41.63	9.03	50.66	68.30	-17.64	peak

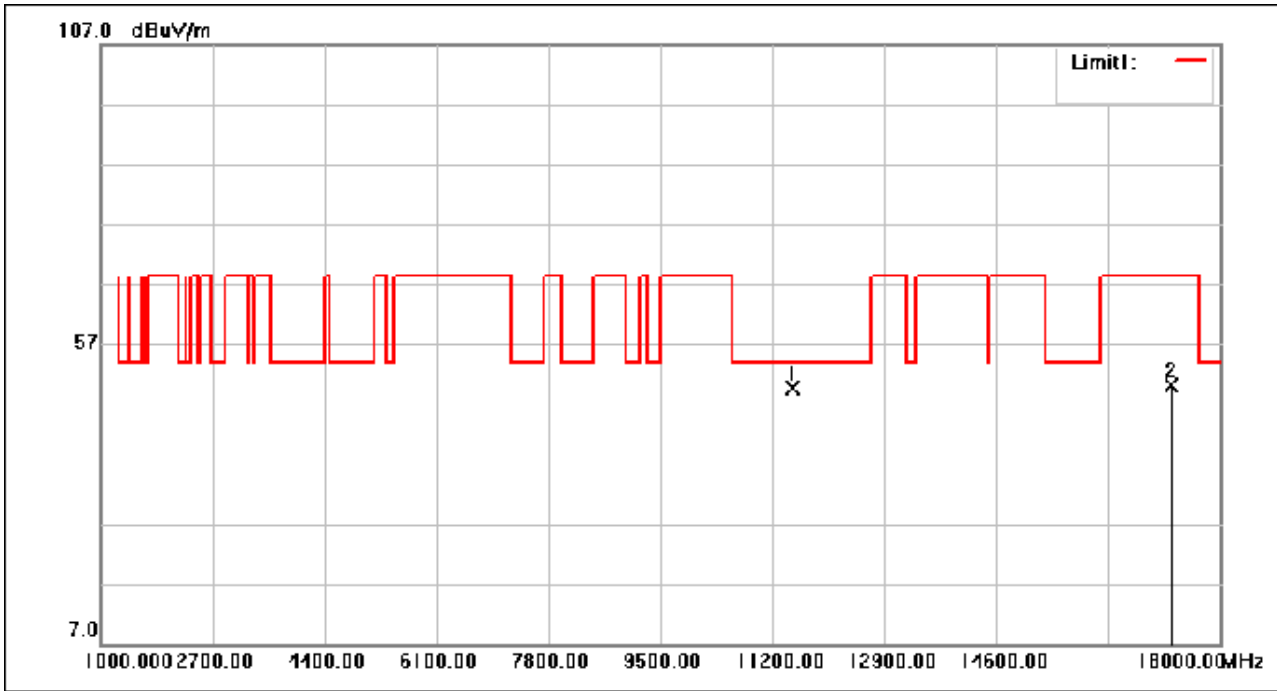
# Compliance Certification Services (Kunshan) Inc.

CCSEM-TRF-001 Rev. 02 Sep 01, 2023

Report No.: KSCR230900174504

Page: 143 of 427

Test Mode: 08; Polarity: Vertical; Modulation:802.11ac; Bandwidth:40MHz; Channel:Low



No.	Frequency (MHz)	Reading (dBuV)	Correction factor(dB/m)	Result (dBuV/m)	Limit (dBuV/m)	Margin (dB)	Remark
1	11510.000	48.73	0.99	49.72	54.00	-4.28	peak
2	17265.000	41.14	9.03	50.17	68.30	-18.13	peak

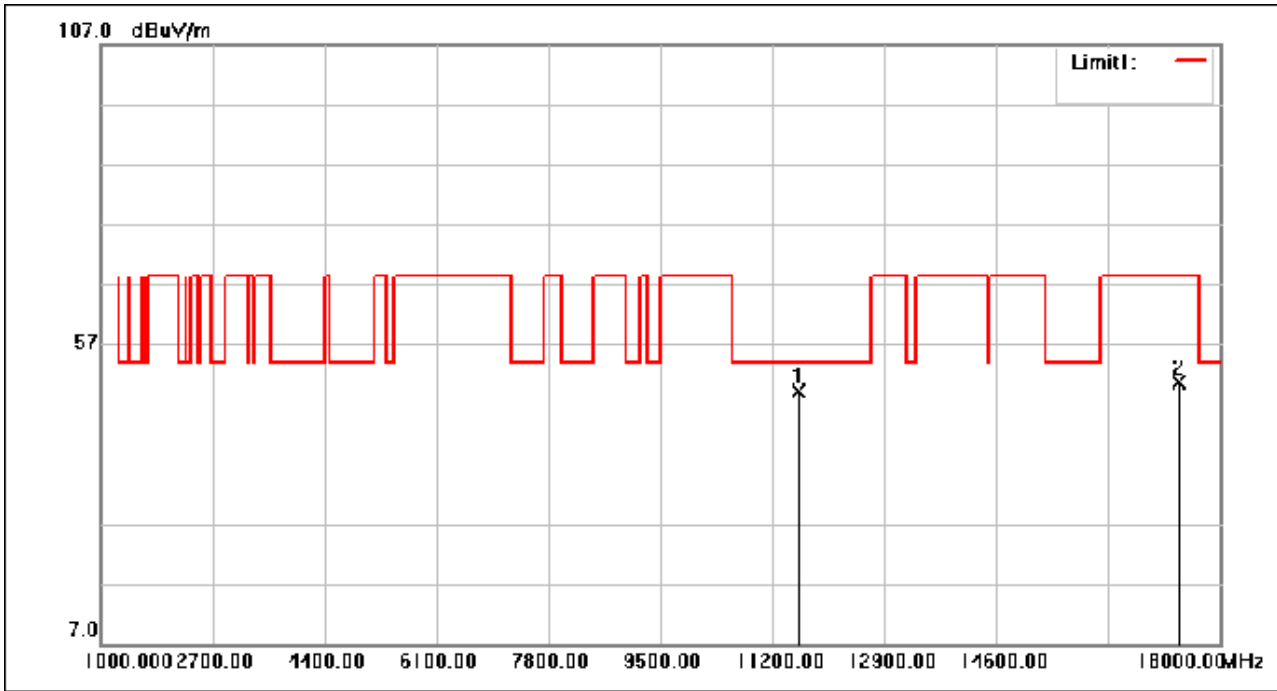
# Compliance Certification Services (Kunshan) Inc.

CCSEM-TRF-001 Rev. 02 Sep 01, 2023

Report No.: KSCR230900174504

Page: 144 of 427

Test Mode: 08; Polarity: Horizontal; Modulation:802.11ac; Bandwidth:40MHz; Channel:High



No.	Frequency (MHz)	Reading (dBuV)	Correction factor(dB/m)	Result (dBuV/m)	Limit (dBuV/m)	Margin (dB)	Remark
1	11590.000	47.77	1.25	49.02	54.00	-4.98	peak
2	17385.000	41.77	8.96	50.73	68.30	-17.57	peak



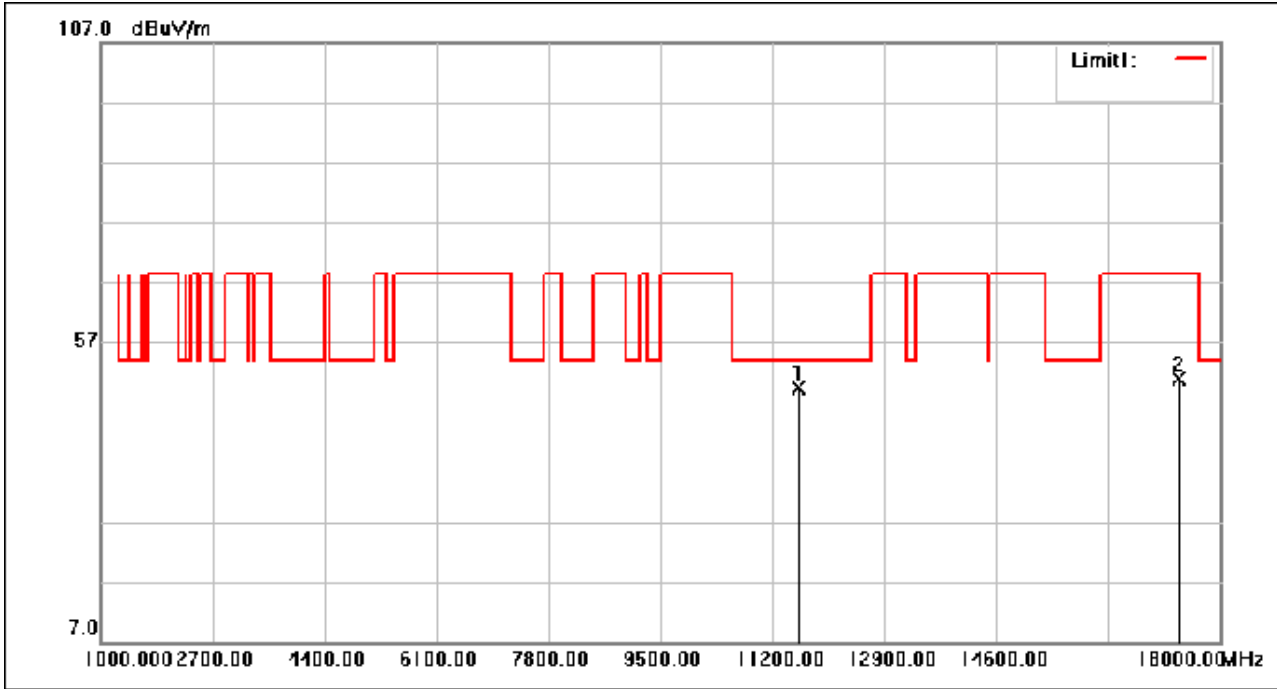
# Compliance Certification Services (Kunshan) Inc.

CCSEM-TRF-001 Rev. 02 Sep 01, 2023

Report No.: KSCR230900174504

Page: 145 of 427

Test Mode: 08; Polarity: Vertical; Modulation:802.11ac; Bandwidth:40MHz; Channel:High



No.	Frequency (MHz)	Reading (dBuV)	Correction factor(dB/m)	Result (dBuV/m)	Limit (dBuV/m)	Margin (dB)	Remark
1	11590.000	48.19	1.25	49.44	54.00	-4.56	peak
2	17385.000	41.91	8.96	50.87	68.30	-17.43	peak

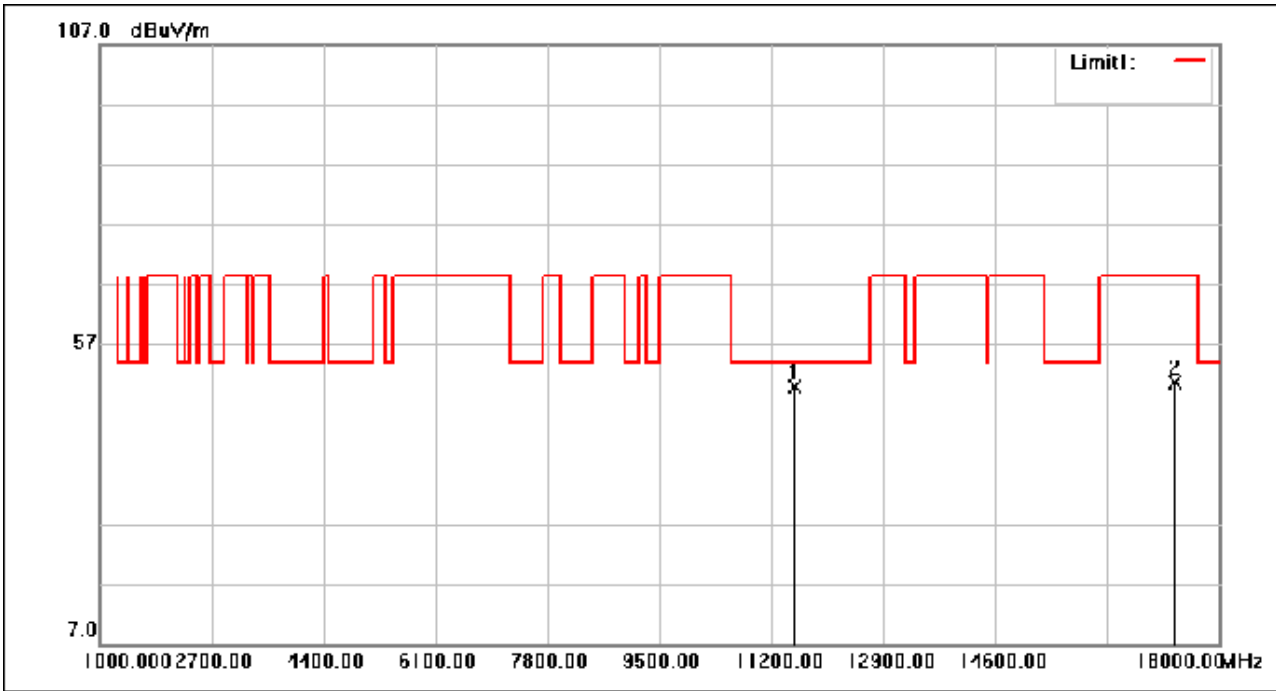
# Compliance Certification Services (Kunshan) Inc.

CCSEM-TRF-001 Rev. 02 Sep 01, 2023

Report No.: KSCR230900174504

Page: 146 of 427

Test Mode: 08; Polarity: Horizontal; Modulation:802.11ac; Bandwidth:80MHz; Channel:Low



No.	Frequency (MHz)	Reading (dBuV)	Correction factor(dB/m)	Result (dBuV/m)	Limit (dBuV/m)	Margin (dB)	Remark
1	11550.000	48.83	1.12	49.95	54.00	-4.05	peak
2	17325.000	41.55	8.99	50.54	68.30	-17.76	peak

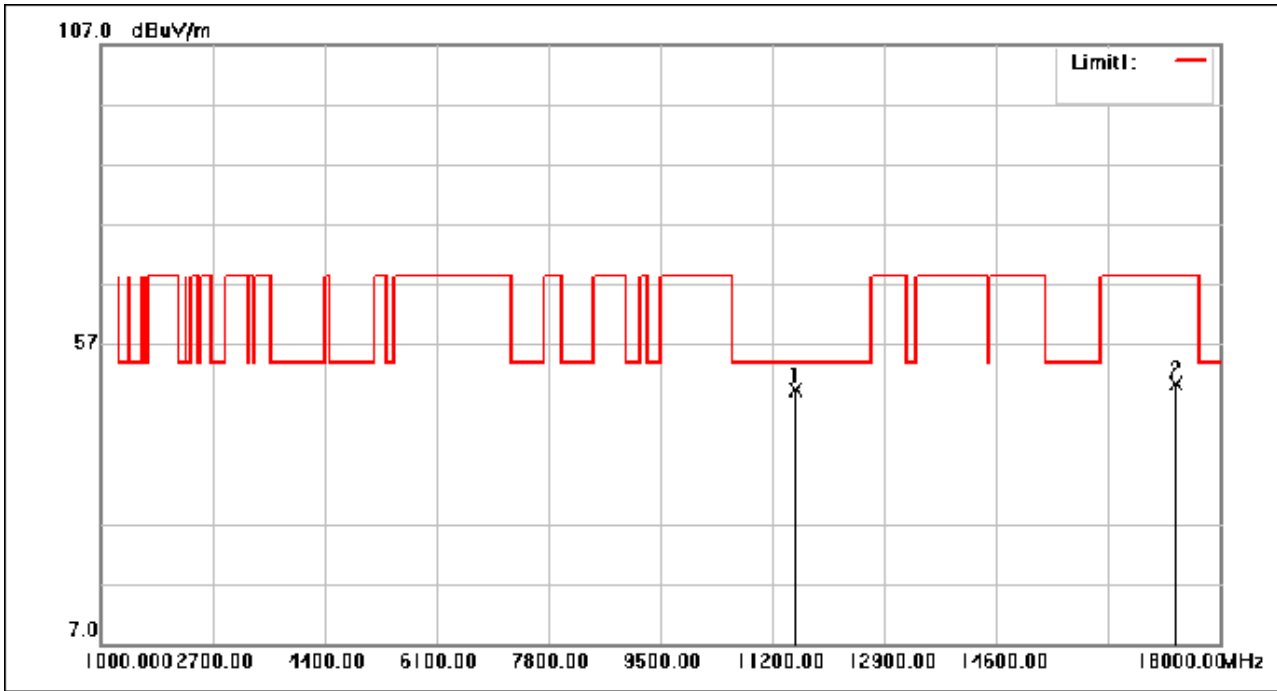
## Compliance Certification Services (Kunshan) Inc.

CCSEM-TRF-001 Rev. 02 Sep 01, 2023

Report No.: KSCR230900174504

Page: 147 of 427

Test Mode: 08; Polarity: Vertical; Modulation:802.11ac; Bandwidth:80MHz; Channel:Low



No.	Frequency (MHz)	Reading (dBuV)	Correction factor(dB/m)	Result (dBuV/m)	Limit (dBuV/m)	Margin (dB)	Remark
1	11550.000	48.37	1.12	49.49	54.00	-4.51	peak
2	17325.000	41.36	8.99	50.35	68.30	-17.95	peak

# Compliance Certification Services (Kunshan) Inc.

CCSEM-TRF-001 Rev. 02 Sep 01, 2023

Report No.: KSCR230900174504

Page: 148 of 427

## 7.9 Radiated Emissions which fall in the restricted bands

Test Requirement 47 CFR Part 15, Subpart C 15.209 & Subpart E 15.407(b)

Test Method: KDB 789033 D02 II G

Limit:

Frequency(MHz)	Field strength(microvolts/meter)	Measurement distance(meters)
0.009-0.490	2400/F(kHz)	300
0.490-1.705	24000/F(kHz)	30
1.705-30.0	30	30
30-88	100	3
88-216	150	3
216-960	200	3
Above 960	500	3

\*(1) For transmitters operating in the 5.15-5.25 GHz band: All emissions outside of the 5.15-5.35 GHz band shall not exceed an e.i.r.p. of -27 dBm/MHz.

(2) For transmitters operating in the 5.25-5.35 GHz band: All emissions outside of the 5.15-5.35 GHz band shall not exceed an e.i.r.p. of -27 dBm/MHz.

(3) For transmitters operating in the 5.47-5.725 GHz band: All emissions outside of the 5.47-5.725 GHz band shall not exceed an e.i.r.p. of -27 dBm/MHz.

(4) For transmitters operating in the 5.725-5.85 GHz band:

(i) All emissions shall be limited to a level of -27 dBm/MHz at 75 MHz or more above or below the band edge increasing linearly to 10 dBm/MHz at 25 MHz above or below the band edge, and from 25 MHz above or below the band edge increasing linearly to a level of 15.6 dBm/MHz at 5 MHz above or below the band edge, and from 5 MHz above or below the band edge increasing linearly to a level of 27 dBm/MHz at the band edge.

Remark: The emission limits shown in the above table are based on measurements employing a CISPR quasi-peak detector except for the frequency bands 9-90kHz, 110-490kHz and above 1000 MHz. Radiated emission limits in these three bands are based on measurements employing an average detector, the peak field strength of any emission shall not exceed the maximum permitted average limits specified above by more than 20 dB under any condition of modulation.

### 7.9.1 E.U.T. Operation

Operating Environment:

Temperature: 24.3 °C

Humidity: 50.2 % RH

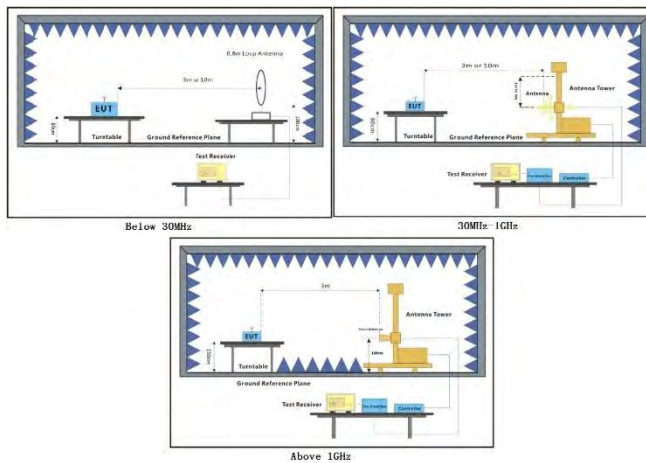
Atmospheric Pressure: 1010 mbar

### 7.9.2 Test Mode Description

Pre-scan / Final test	Mode Code	Description
Final test	05	TX mode (U-NII-1) Keep the EUT in continuously transmitting mode with all modulation types. All data rates for each modulation type have been tested and found the data rate @ 6Mbps is the worst case of IEEE 802.11a; data rate @ MCS0 is the worst case of IEEE 802.11n/ac 20/40/80, Only the data of worst case is recorded in the report.

Final test	06	TX mode (U-NII-2A) _Keep the EUT in continuously transmitting mode with all modulation types. All data rates for each modulation type have been tested and found the data rate @ 6Mbps is the worst case of IEEE 802.11a; data rate @ MCS0 is the worst case of IEEE 802.11n/ac 20/40/80, Only the data of worst case is recorded in the report.
Final test	07	TX mode (U-NII-2C) _Keep the EUT in continuously transmitting mode with all modulation types. All data rates for each modulation type have been tested and found the data rate @ 6Mbps is the worst case of IEEE 802.11a; data rate @ MCS0 is the worst case of IEEE 802.11n/ac 20/40/80, Only the data of worst case is recorded in the report.
Final test	08	TX mode (U-NII-3) _Keep the EUT in continuously transmitting mode with all modulation types. All data rates for each modulation type have been tested and found the data rate @ 6Mbps is the worst case of IEEE 802.11a; data rate @ MCS0 is the worst case of IEEE 802.11n/ac 20/40/80, Only the data of worst case is recorded in the report.

**7.9.3 Test Setup Diagram**



**7.9.4 Measurement Procedure and Data**

- a. For below 1GHz, the EUT was placed on the top of a rotating table 0.8 meters above the ground at a 3 or 10 meter semi-anechoic chamber. The table was rotated 360 degrees to determine the position of the highest radiation.
- b. For above 1GHz, the EUT was placed on the top of a rotating table 1.5 meters above the ground at a 3 meter fully-anechoic chamber. The table was rotated 360 degrees to determine the position of the highest radiation.
- c. The EUT was set 3 or 10 meters away from the interference-receiving antenna, which was mounted on the top of a variable-height antenna tower.
- d. The antenna height is varied from one meter to four meters above the ground to determine the maximum value of the field strength. Both horizontal and vertical polarizations of the antenna are set to make the measurement.
- e. For each suspected emission, the EUT was arranged to its worst case and then the antenna was tuned to heights from 1 meter to 4 meters (for the test frequency of below 30MHz, the antenna was tuned to heights 1 meter) and the rotatable table was turned from 0 degrees to 360 degrees to find the maximum reading.
- f. The test-receiver system was set to Peak Detect Function and Specified Bandwidth with Maximum Hold Mode.
- g. If the emission level of the EUT in peak mode was 10dB lower than the limit specified, then testing could be stopped and the peak values of the EUT would be reported. Otherwise the emissions that did not have 10dB margin would be re-tested one by one using peak, quasi-peak or average method as specified and then reported in a data sheet.
- h. Test the EUT in the lowest channel, the middle channel, the Highest channel.
- i. The radiation measurements are performed in X, Y, Z axis positioning for Transmitting mode, and found the X axis positioning which it is the worst case.
- j. Repeat above procedures until all frequencies measured was complete.

Remark: Level= Read Level+ Cable Loss+ Antenna Factor- Preamp Factor

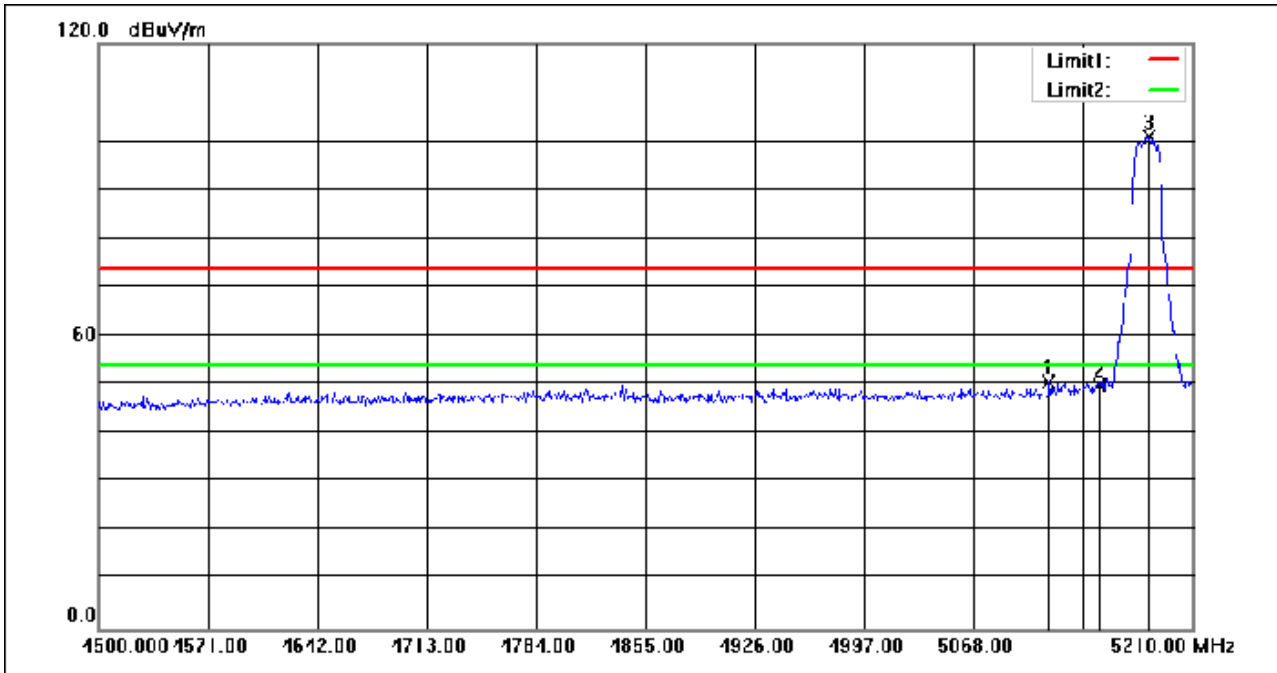
# Compliance Certification Services (Kunshan) Inc.

CCSEM-TRF-001 Rev. 02 Sep 01, 2023

Report No.: KSCR230900174504

Page: 151 of 427

Test Mode: 05; Polarity: Horizontal; Modulation:802.11a; Bandwidth:20MHz; Channel:Low



No.	Frequency (MHz)	Reading (dBuV)	Correction factor(dB/m)	Result (dBuV/m)	Limit (dBuV/m)	Margin (dB)	Remark
1	5116.990	62.31	-11.74	50.57	74.00	-23.43	peak
2	5150.000	61.71	-11.74	49.97	74.00	-24.03	peak
3	5182.310	112.72	-11.67	101.05	74.00	27.05	peak

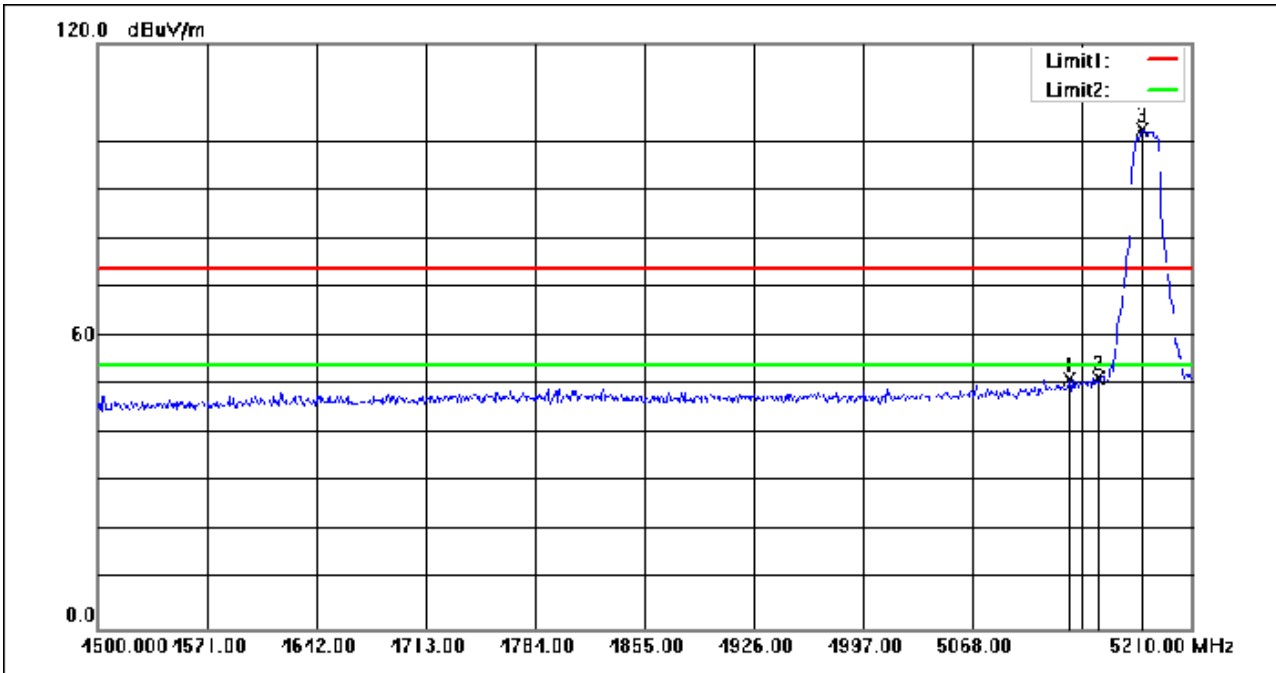
# Compliance Certification Services (Kunshan) Inc.

CCSEM-TRF-001 Rev. 02 Sep 01, 2023

Report No.: KSCR230900174504

Page: 152 of 427

Test Mode: 05; Polarity: Vertical; Modulation:802.11a; Bandwidth:20MHz; Channel:Low



No.	Frequency (MHz)	Reading (dBuV)	Correction factor(dB/m)	Result (dBuV/m)	Limit (dBuV/m)	Margin (dB)	Remark
1	5131.190	63.04	-11.74	51.30	74.00	-22.70	peak
2	5150.000	63.34	-11.74	51.60	74.00	-22.40	peak
3	5178.050	114.18	-11.68	102.50	74.00	28.50	peak



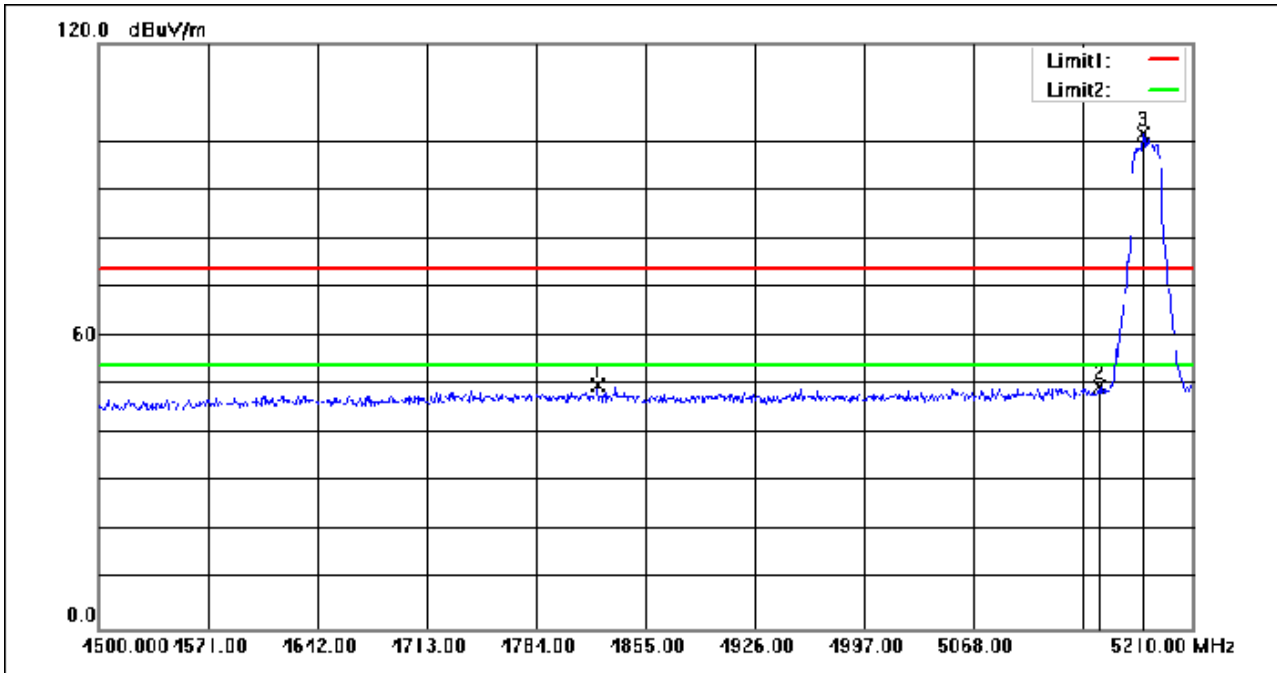
# Compliance Certification Services (Kunshan) Inc.

CCSEM-TRF-001 Rev. 02 Sep 01, 2023

Report No.: KSCR230900174504

Page: 153 of 427

Test Mode: 05; Polarity: Horizontal; Modulation:802.11n; Bandwidth:20MHz; Channel:Low



No.	Frequency (MHz)	Reading (dBuV)	Correction factor(dB/m)	Result (dBuV/m)	Limit (dBuV/m)	Margin (dB)	Remark
1	4823.760	62.39	-12.35	50.04	74.00	-23.96	peak
2	5150.000	61.38	-11.74	49.64	74.00	-24.36	peak
3	5178.050	113.09	-11.68	101.41	74.00	27.41	peak

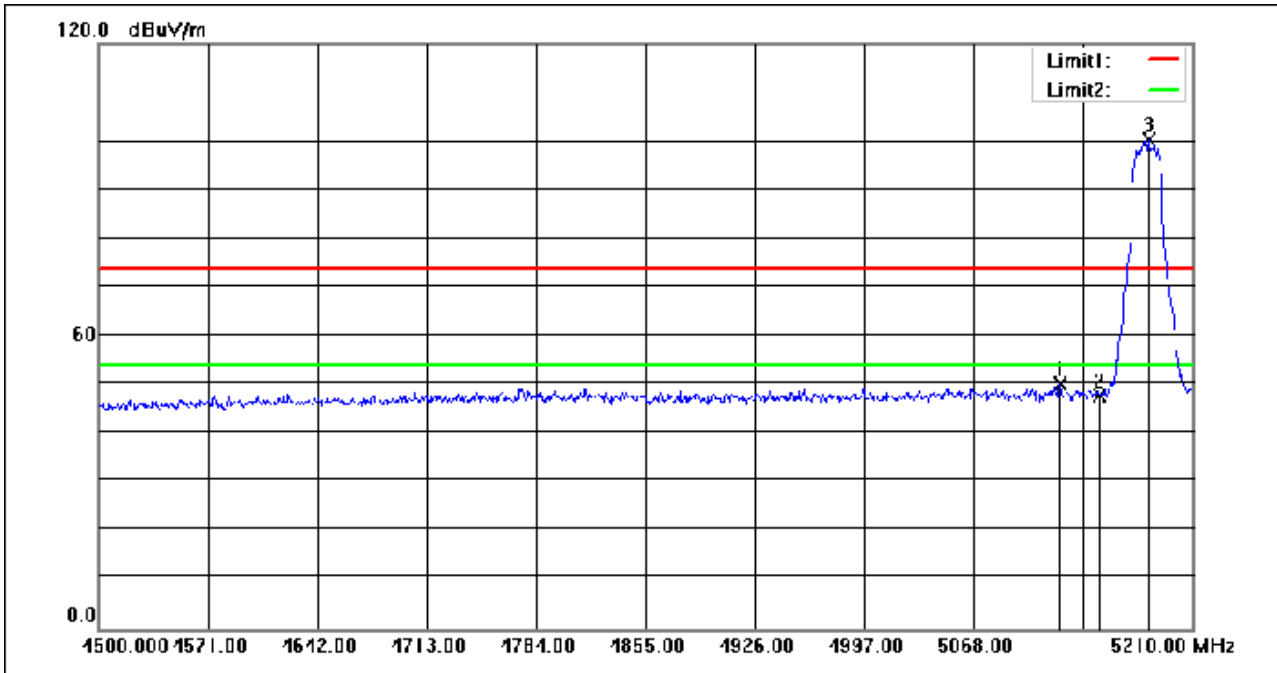
# Compliance Certification Services (Kunshan) Inc.

CCSEM-TRF-001 Rev. 02 Sep 01, 2023

Report No.: KSCR230900174504

Page: 154 of 427

Test Mode: 05; Polarity: Vertical; Modulation:802.11n; Bandwidth:20MHz; Channel:Low



No.	Frequency (MHz)	Reading (dBuV)	Correction factor(dB/m)	Result (dBuV/m)	Limit (dBuV/m)	Margin (dB)	Remark
1	5124.090	61.85	-11.74	50.11	74.00	-23.89	peak
2	5150.000	59.60	-11.74	47.86	74.00	-26.14	peak
3	5181.600	111.99	-11.68	100.31	74.00	26.31	peak

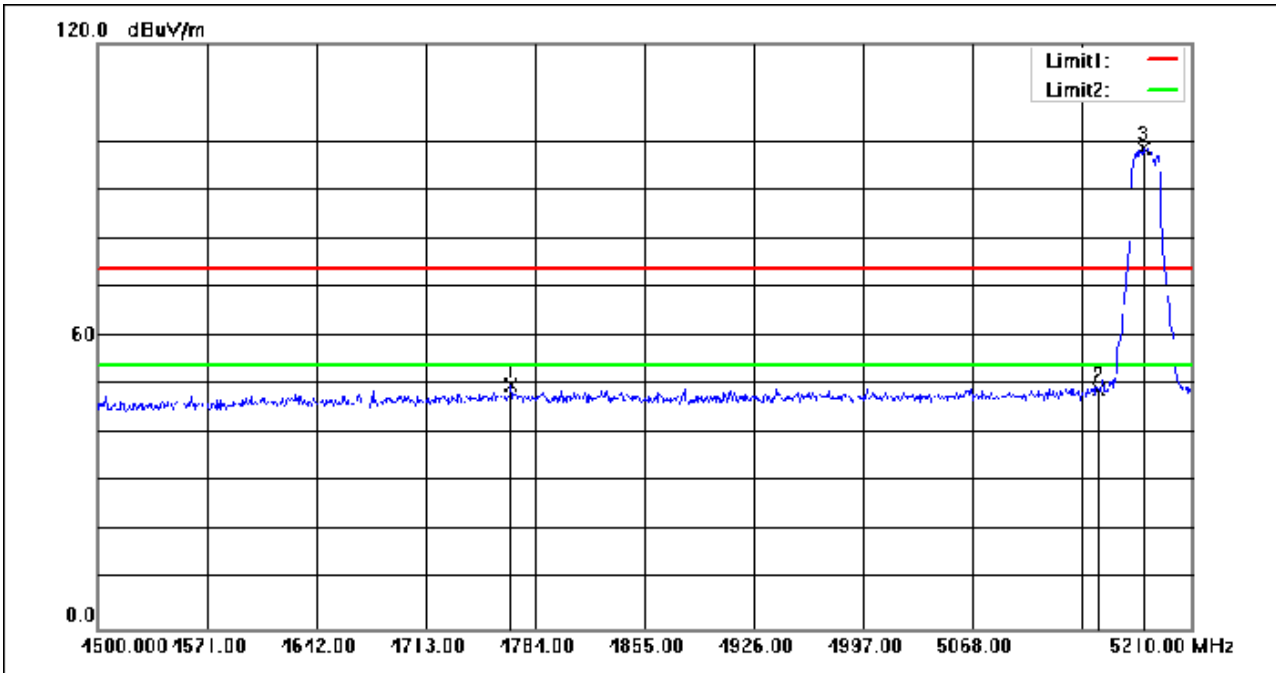
# Compliance Certification Services (Kunshan) Inc.

CCSEM-TRF-001 Rev. 02 Sep 01, 2023

Report No.: KSCR230900174504

Page: 155 of 427

Test Mode: 05; Polarity: Horizontal; Modulation:802.11ac; Bandwidth:20MHz; Channel:Low



No.	Frequency (MHz)	Reading (dBuV)	Correction factor(dB/m)	Result (dBuV/m)	Limit (dBuV/m)	Margin (dB)	Remark
1	4768.380	62.42	-12.52	49.90	74.00	-24.10	peak
2	5150.000	60.84	-11.74	49.10	74.00	-24.90	peak
3	5178.760	110.24	-11.68	98.56	74.00	24.56	peak

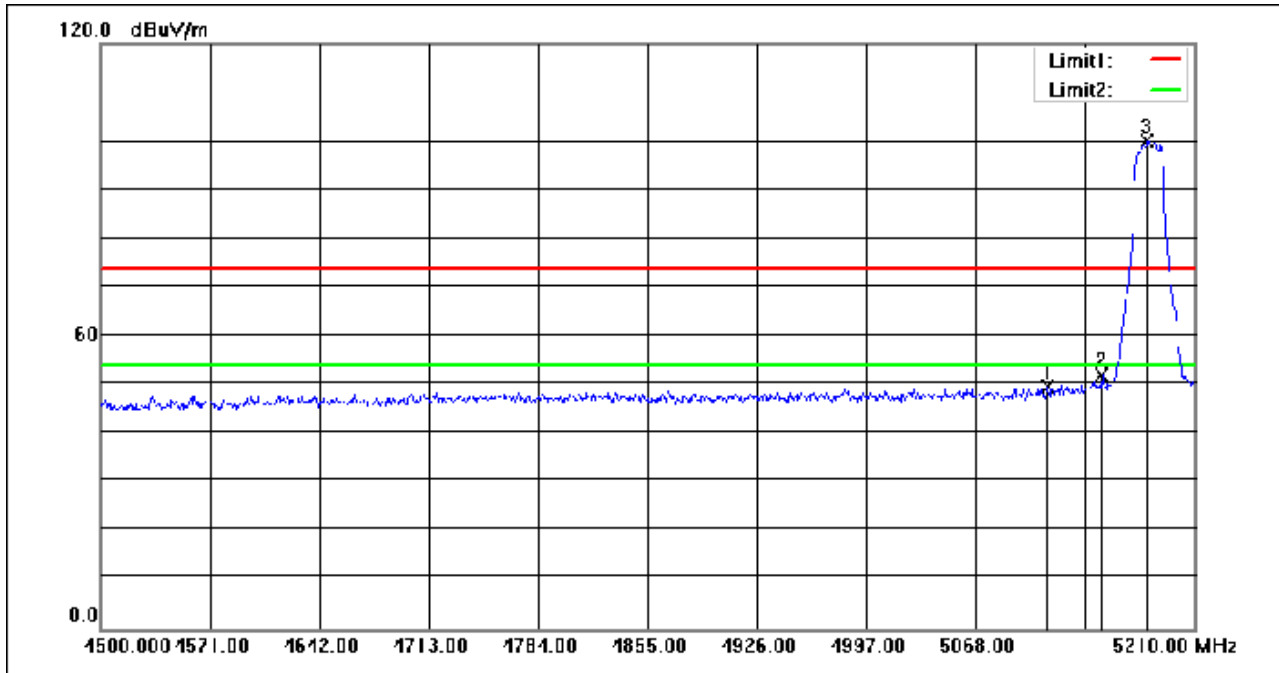
# Compliance Certification Services (Kunshan) Inc.

CCSEM-TRF-001 Rev. 02 Sep 01, 2023

Report No.: KSCR230900174504

Page: 156 of 427

Test Mode: 05; Polarity: Vertical; Modulation:802.11ac; Bandwidth:20MHz; Channel:Low



No.	Frequency (MHz)	Reading (dBuV)	Correction factor(dB/m)	Result (dBuV/m)	Limit (dBuV/m)	Margin (dB)	Remark
1	5114.860	61.37	-11.74	49.63	74.00	-24.37	peak
2	5150.000	63.89	-11.74	52.15	74.00	-21.85	peak
3	5179.470	111.82	-11.68	100.14	74.00	26.14	peak

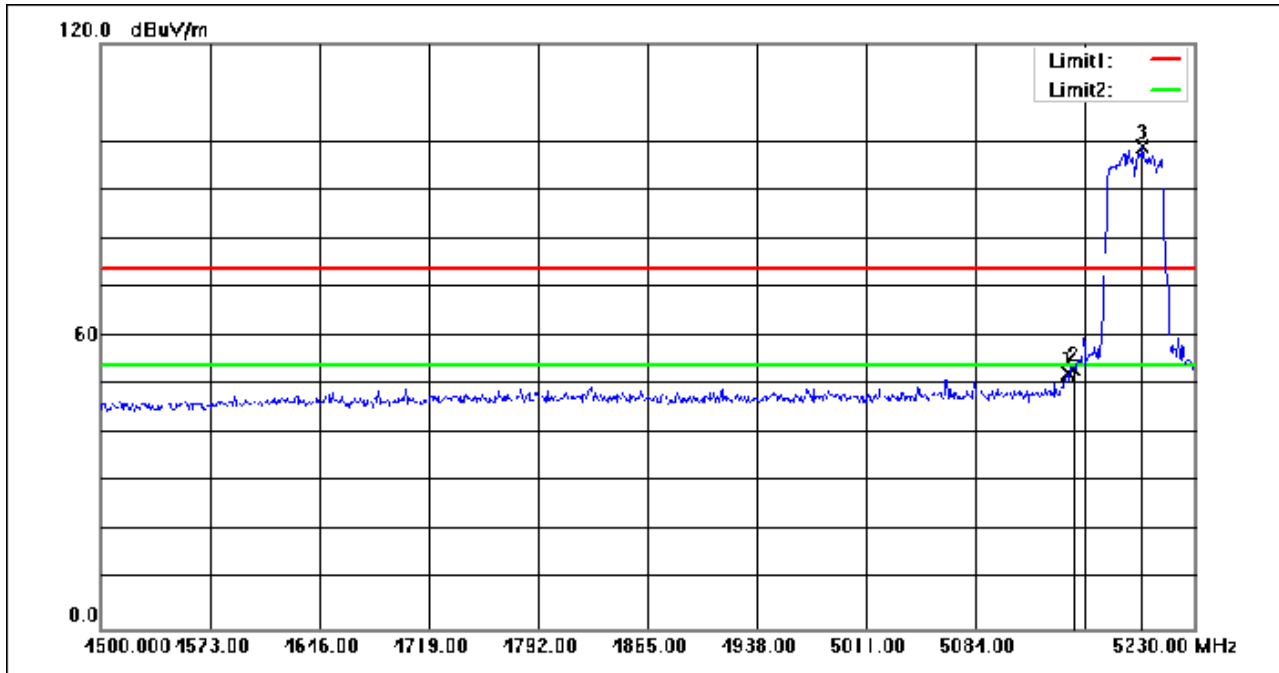
# Compliance Certification Services (Kunshan) Inc.

CCSEM-TRF-001 Rev. 02 Sep 01, 2023

Report No.: KSCR230900174504

Page: 157 of 427

Test Mode: 05; Polarity: Horizontal; Modulation:802.11n; Bandwidth:40MHz; Channel:Low



No.	Frequency (MHz)	Reading (dBuV)	Correction factor(dB/m)	Result (dBuV/m)	Limit (dBuV/m)	Margin (dB)	Remark
1	5145.320	64.13	-11.74	52.39	74.00	-21.61	peak
2	5150.000	64.94	-11.74	53.20	74.00	-20.80	peak
3	5194.960	110.52	-11.65	98.87	74.00	24.87	peak

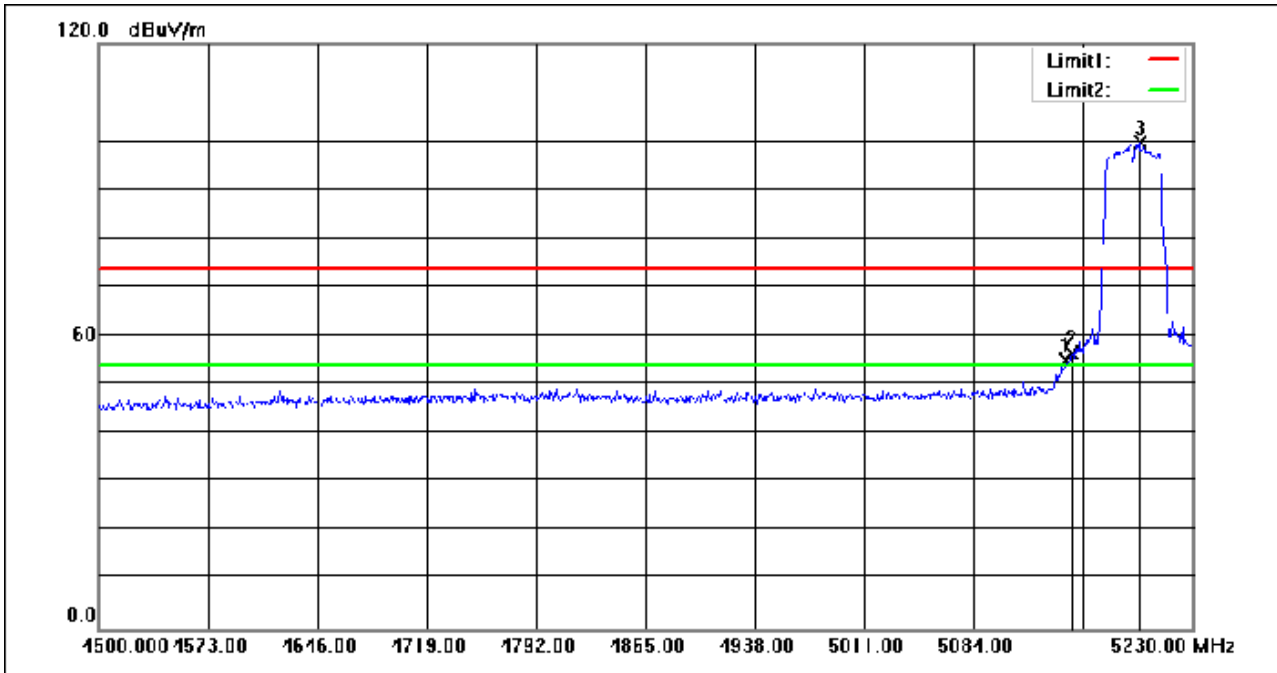
# Compliance Certification Services (Kunshan) Inc.

CCSEM-TRF-001 Rev. 02 Sep 01, 2023

Report No.: KSCR230900174504

Page: 158 of 427

Test Mode: 05; Polarity: Vertical; Modulation:802.11n; Bandwidth:40MHz; Channel:Low



No.	Frequency (MHz)	Reading (dBuV)	Correction factor(dB/m)	Result (dBuV/m)	Limit (dBuV/m)	Margin (dB)	Remark
1	5146.050	66.86	-11.75	55.11	74.00	-18.89	peak
2	5150.000	68.34	-11.74	56.60	74.00	-17.40	peak
3	5194.960	111.31	-11.65	99.66	74.00	25.66	peak

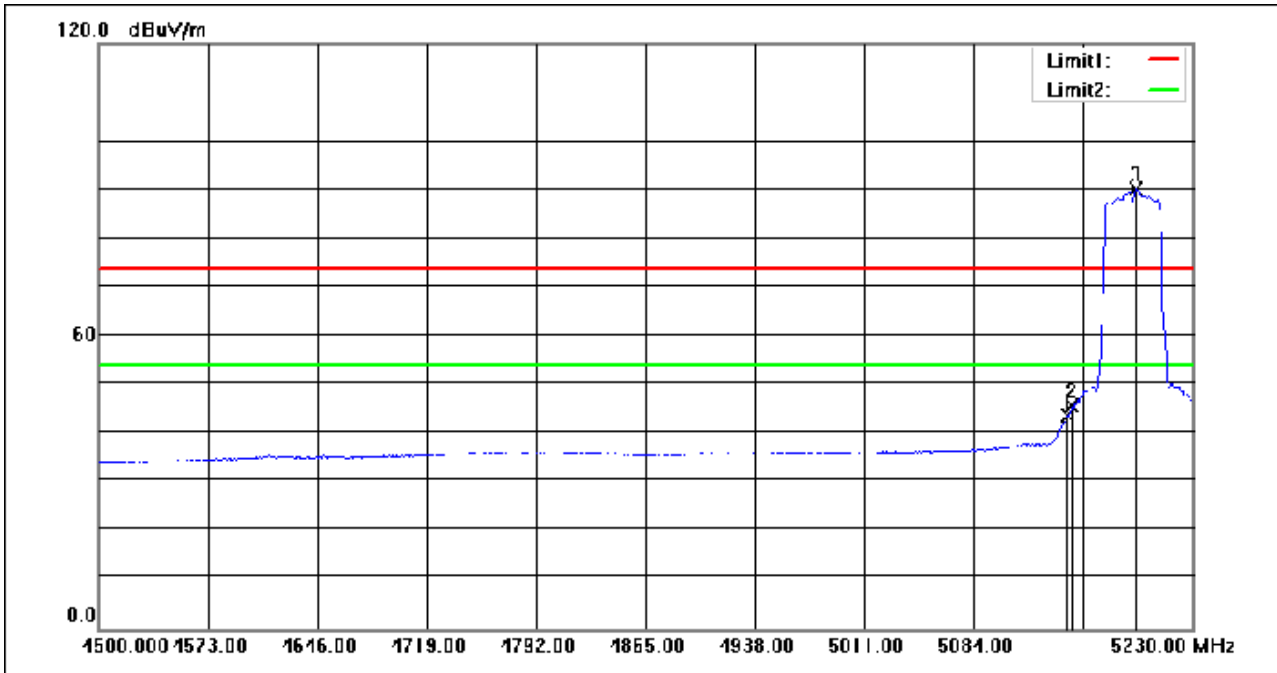
# Compliance Certification Services (Kunshan) Inc.

CCSEM-TRF-001 Rev. 02 Sep 01, 2023

Report No.: KSCR230900174504

Page: 159 of 427

Test Mode: 05; Polarity: Vertical; Modulation:802.11n; Bandwidth:40MHz; Channel:Low



No.	Frequency (MHz)	Reading (dBuV)	Correction factor(dB/m)	Result (dBuV/m)	Limit (dBuV/m)	Margin (dB)	Remark
1	5146.780	55.47	-11.75	43.72	54.00	-10.28	AVG
2	5150.000	57.44	-11.74	45.70	54.00	-8.30	AVG
3	5192.770	101.82	-11.65	90.17	54.00	36.17	AVG

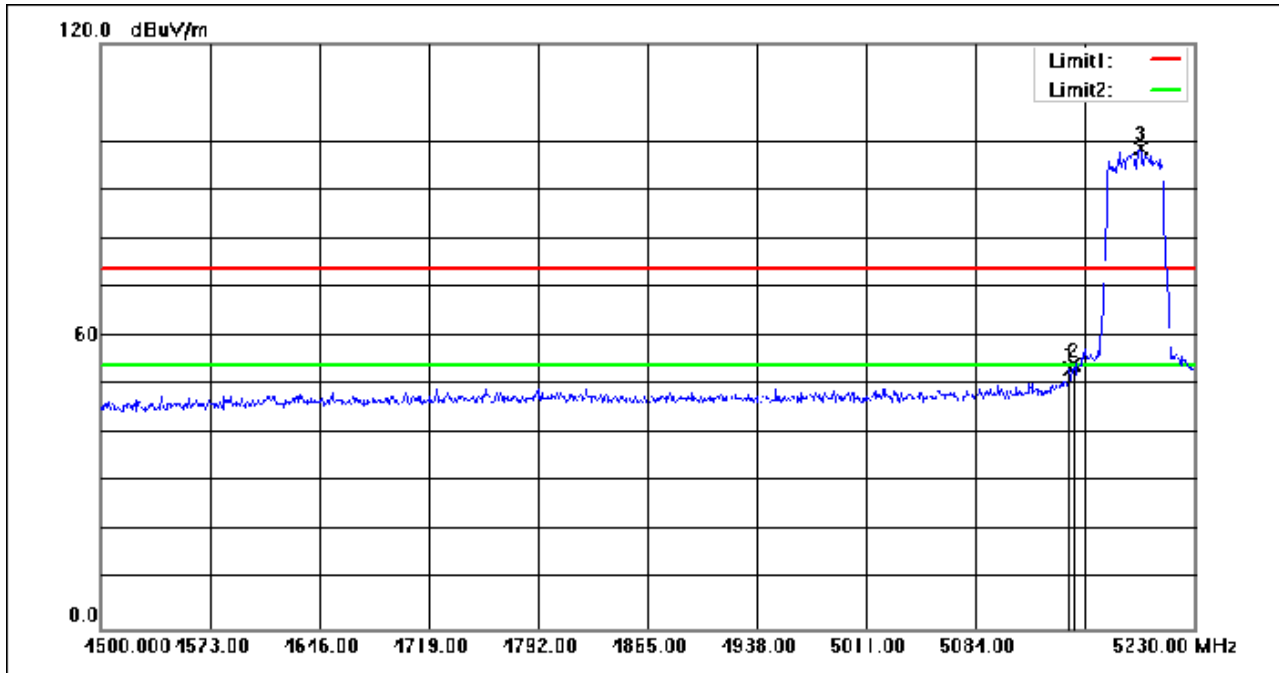
# Compliance Certification Services (Kunshan) Inc.

CCSEM-TRF-001 Rev. 02 Sep 01, 2023

Report No.: KSCR230900174504

Page: 160 of 427

Test Mode: 05; Polarity: Horizontal; Modulation:802.11ac; Bandwidth:40MHz; Channel:Low



No.	Frequency (MHz)	Reading (dBuV)	Correction factor(dB/m)	Result (dBuV/m)	Limit (dBuV/m)	Margin (dB)	Remark
1	5146.780	64.86	-11.75	53.11	74.00	-20.89	peak
2	5150.000	65.76	-11.74	54.02	74.00	-19.98	peak
3	5194.230	110.29	-11.65	98.64	74.00	24.64	peak



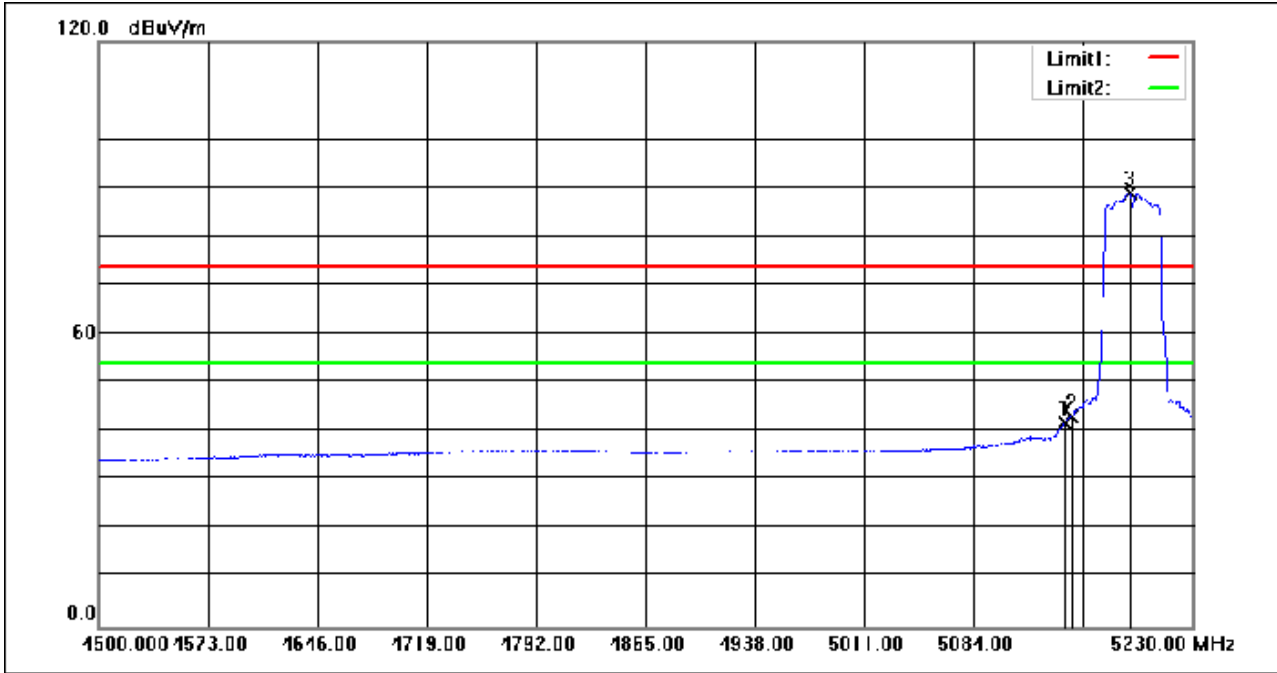
# Compliance Certification Services (Kunshan) Inc.

CCSEM-TRF-001 Rev. 02 Sep 01, 2023

Report No.: KSCR230900174504

Page: 161 of 427

Test Mode: 05; Polarity: Horizontal; Modulation:802.11ac; Bandwidth:40MHz; Channel:Low



No.	Frequency (MHz)	Reading (dBuV)	Correction factor(dB/m)	Result (dBuV/m)	Limit (dBuV/m)	Margin (dB)	Remark
1	5144.590	53.44	-11.74	41.70	54.00	-12.30	AVG
2	5150.000	54.89	-11.74	43.15	54.00	-10.85	AVG
3	5188.390	100.64	-11.66	88.98	54.00	34.98	AVG

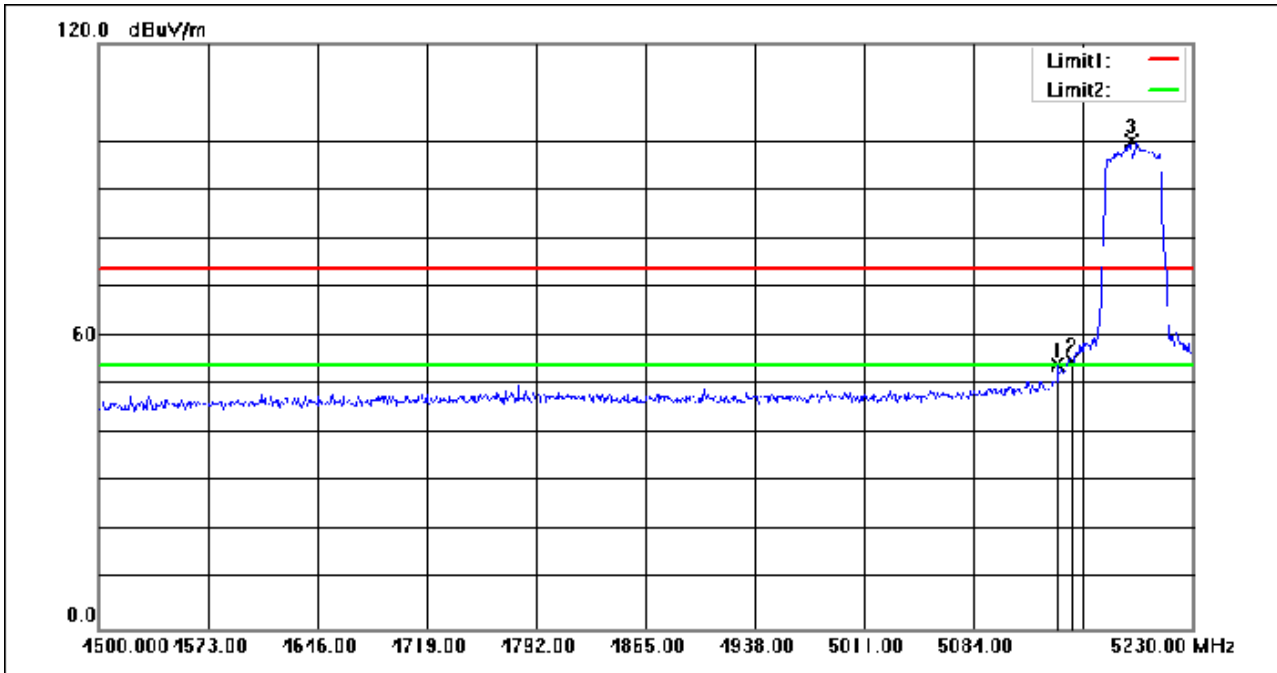
# Compliance Certification Services (Kunshan) Inc.

CCSEM-TRF-001 Rev. 02 Sep 01, 2023

Report No.: KSCR230900174504

Page: 162 of 427

Test Mode: 05; Polarity: Vertical; Modulation:802.11ac; Bandwidth:40MHz; Channel:Low



No.	Frequency (MHz)	Reading (dBuV)	Correction factor(dB/m)	Result (dBuV/m)	Limit (dBuV/m)	Margin (dB)	Remark
1	5140.210	65.77	-11.74	54.03	74.00	-19.97	peak
2	5150.000	66.86	-11.74	55.12	74.00	-18.88	peak
3	5189.120	111.60	-11.66	99.94	74.00	25.94	peak

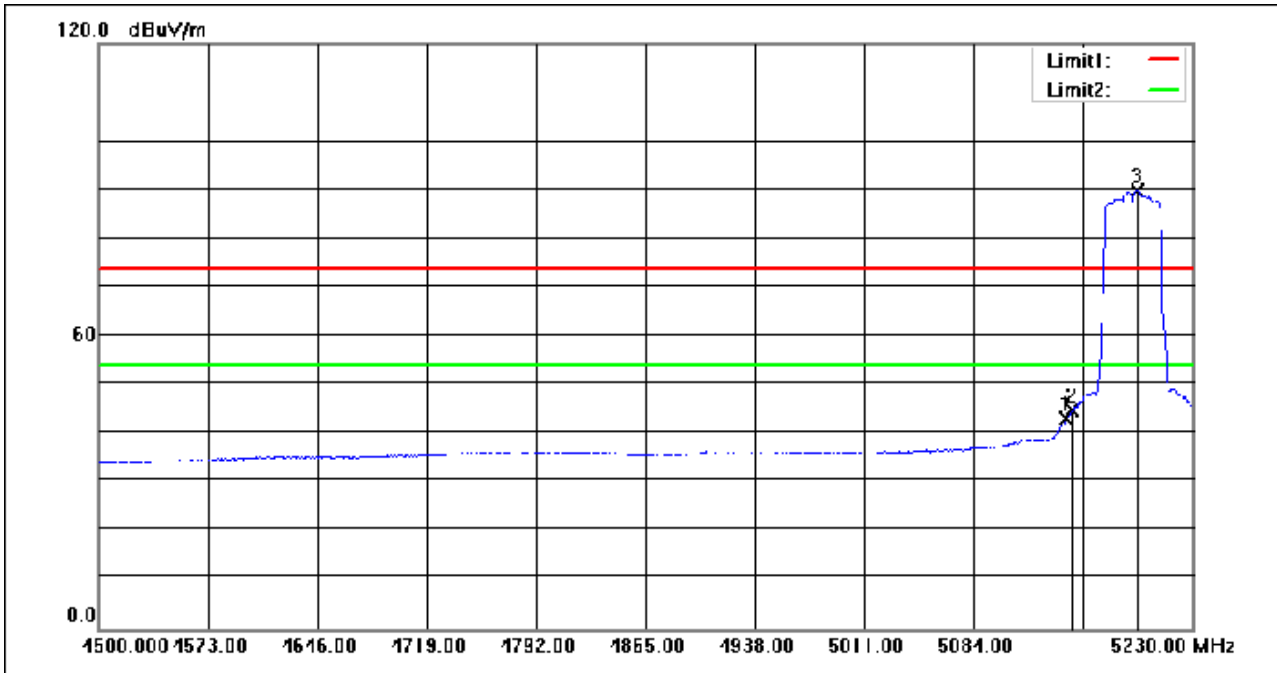
# Compliance Certification Services (Kunshan) Inc.

CCSEM-TRF-001 Rev. 02 Sep 01, 2023

Report No.: KSCR230900174504

Page: 163 of 427

Test Mode: 05; Polarity: Vertical; Modulation:802.11ac; Bandwidth:40MHz; Channel:Low



No.	Frequency (MHz)	Reading (dBuV)	Correction factor(dB/m)	Result (dBuV/m)	Limit (dBuV/m)	Margin (dB)	Remark
1	5146.050	54.76	-11.75	43.01	54.00	-10.99	AVG
2	5150.000	56.46	-11.74	44.72	54.00	-9.28	AVG
3	5193.500	101.62	-11.65	89.97	54.00	35.97	AVG

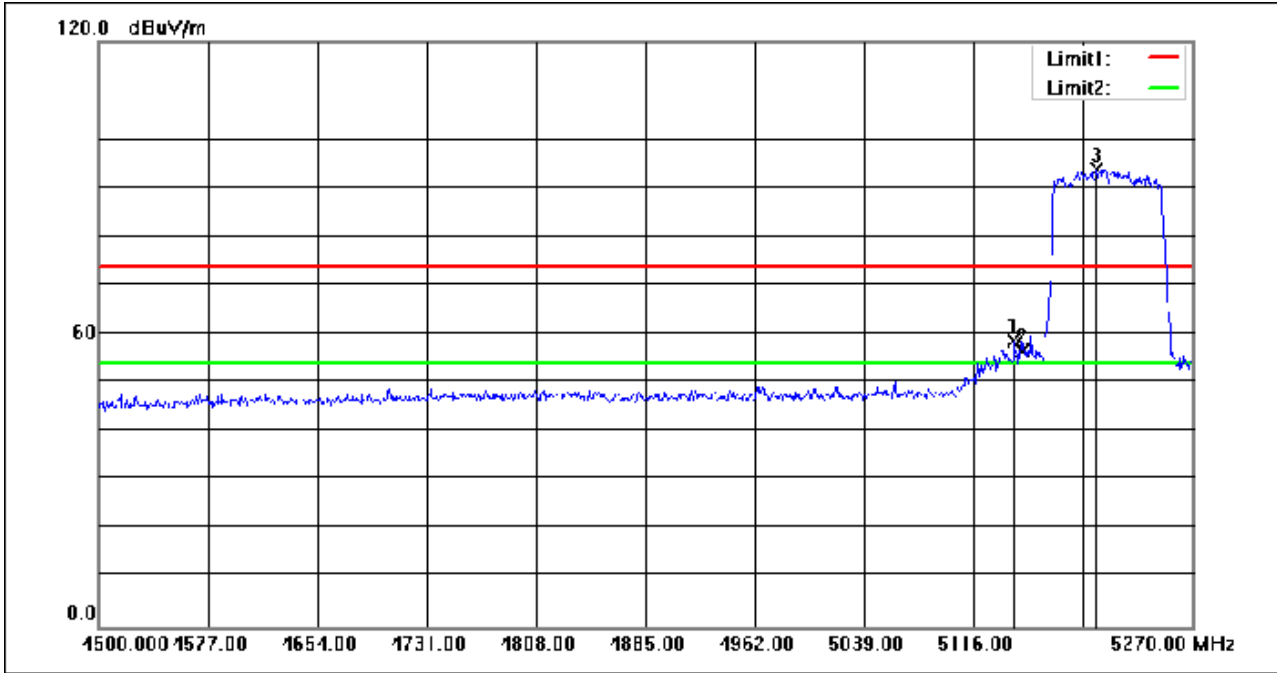
# Compliance Certification Services (Kunshan) Inc.

CCSEM-TRF-001 Rev. 02 Sep 01, 2023

Report No.: KSCR230900174504

Page: 164 of 427

Test Mode: 05; Polarity: Horizontal; Modulation:802.11ac; Bandwidth:80MHz; Channel:Low



No.	Frequency (MHz)	Reading (dBuV)	Correction factor(dB/m)	Result (dBuV/m)	Limit (dBuV/m)	Margin (dB)	Remark
1	5144.490	70.38	-11.74	58.64	74.00	-15.36	peak
2	5150.000	68.29	-11.74	56.55	74.00	-17.45	peak
3	5202.240	105.52	-11.63	93.89	74.00	19.89	peak

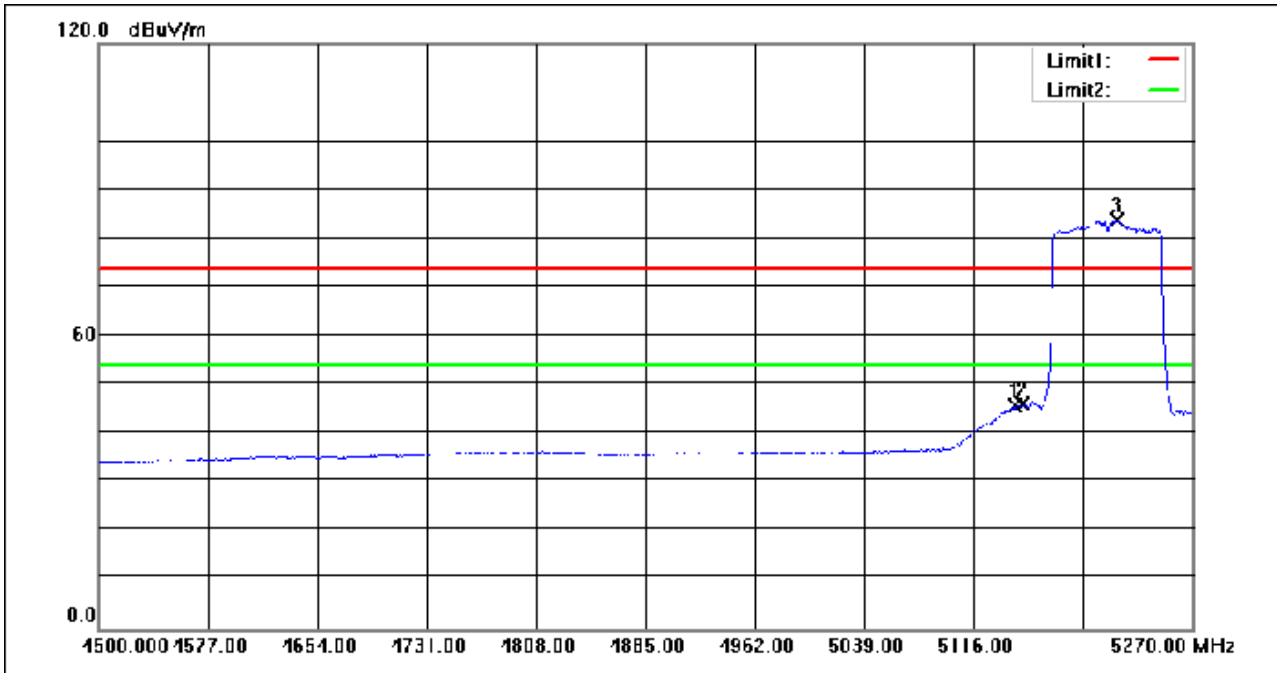
# Compliance Certification Services (Kunshan) Inc.

CCSEM-TRF-001 Rev. 02 Sep 01, 2023

Report No.: KSCR230900174504

Page: 165 of 427

Test Mode: 05; Polarity: Horizontal; Modulation:802.11ac; Bandwidth:80MHz; Channel:Low



No.	Frequency (MHz)	Reading (dBuV)	Correction factor(dB/m)	Result (dBuV/m)	Limit (dBuV/m)	Margin (dB)	Remark
1	5145.260	57.37	-11.74	45.63	54.00	-8.37	AVG
2	5150.000	57.89	-11.74	46.15	54.00	-7.85	AVG
3	5216.870	95.43	-11.60	83.83	54.00	29.83	AVG

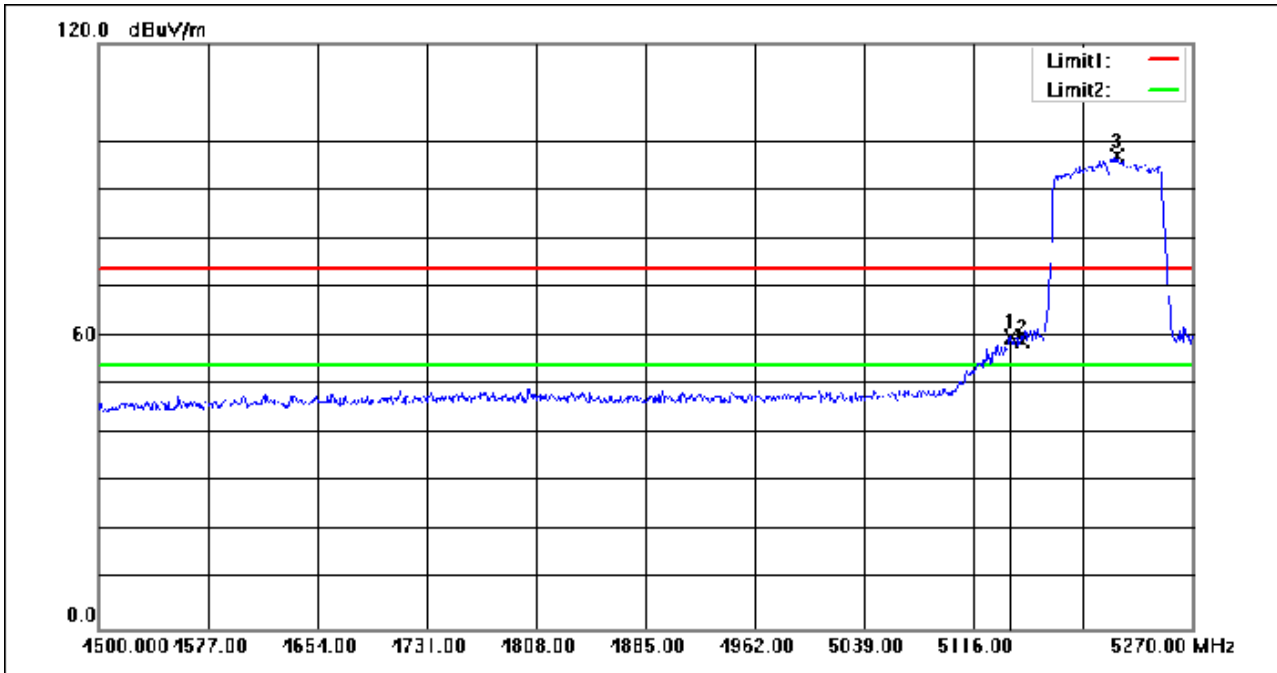
# Compliance Certification Services (Kunshan) Inc.

CCSEM-TRF-001 Rev. 02 Sep 01, 2023

Report No.: KSCR230900174504

Page: 166 of 427

Test Mode: 05; Polarity: Vertical; Modulation:802.11ac; Bandwidth:80MHz; Channel:Low



No.	Frequency (MHz)	Reading (dBuV)	Correction factor(dB/m)	Result (dBuV/m)	Limit (dBuV/m)	Margin (dB)	Remark
1	5142.180	71.47	-11.74	59.73	74.00	-14.27	peak
2	5150.000	70.79	-11.74	59.05	74.00	-14.95	peak
3	5216.870	108.72	-11.60	97.12	74.00	23.12	peak

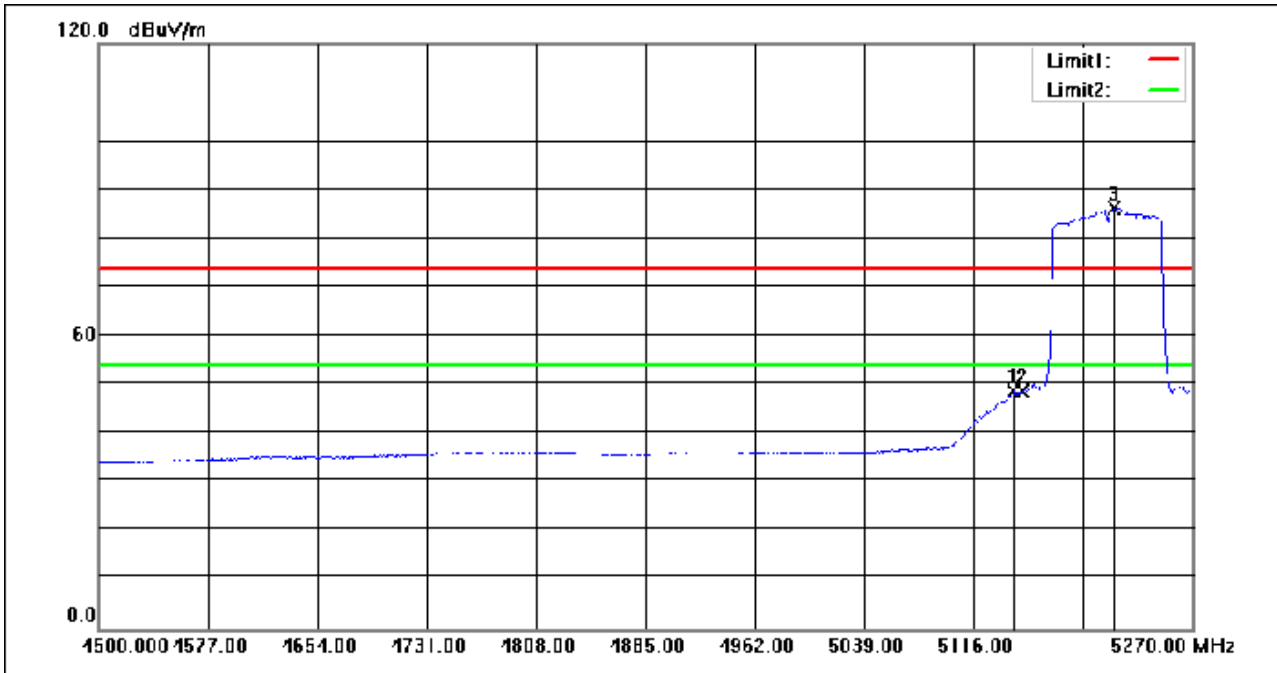
# Compliance Certification Services (Kunshan) Inc.

CCSEM-TRF-001 Rev. 02 Sep 01, 2023

Report No.: KSCR230900174504

Page: 167 of 427

Test Mode: 05; Polarity: Vertical; Modulation:802.11ac; Bandwidth:80MHz; Channel:Low



No.	Frequency (MHz)	Reading (dBuV)	Correction factor(dB/m)	Result (dBuV/m)	Limit (dBuV/m)	Margin (dB)	Remark
1	5144.490	60.35	-11.74	48.61	54.00	-5.39	AVG
2	5150.000	60.35	-11.74	48.61	54.00	-5.39	AVG
3	5215.330	97.90	-11.60	86.30	54.00	32.30	AVG

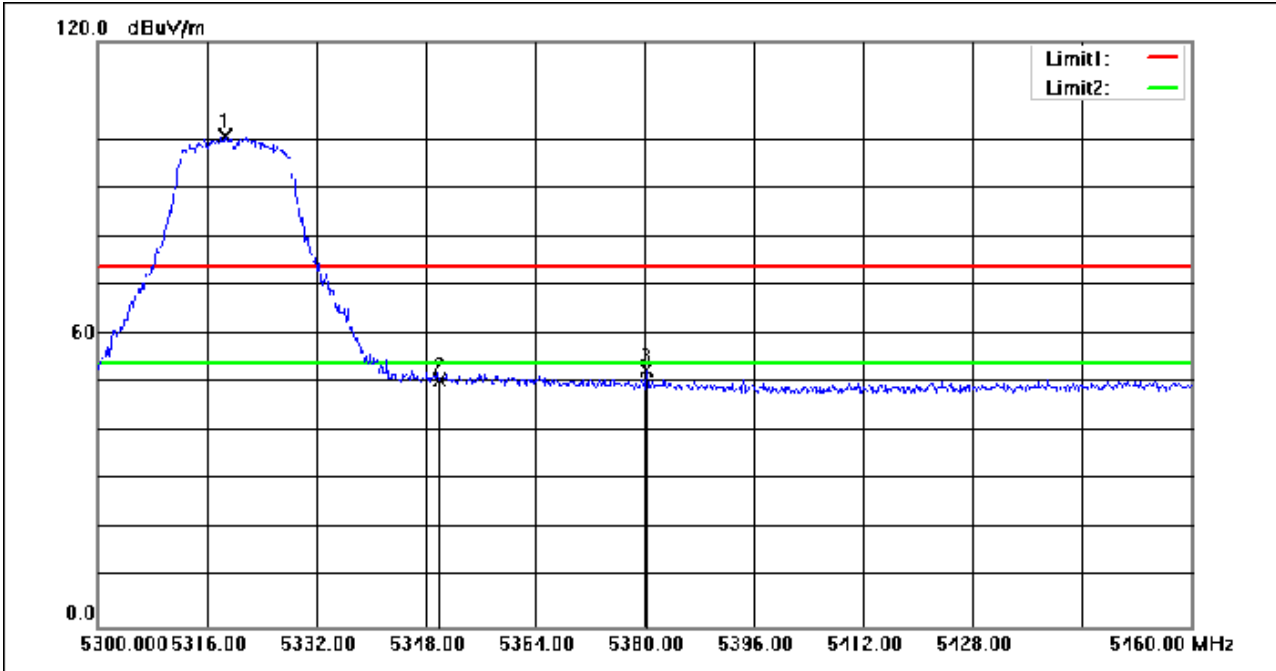
# Compliance Certification Services (Kunshan) Inc.

CCSEM-TRF-001 Rev. 02 Sep 01, 2023

Report No.: KSCR230900174504

Page: 168 of 427

Test Mode: 06; Polarity: Horizontal; Modulation:802.11a; Bandwidth:20MHz; Channel:High



No.	Frequency (MHz)	Reading (dBuV)	Correction factor(dB/m)	Result (dBuV/m)	Limit (dBuV/m)	Margin (dB)	Remark
1	5318.720	111.82	-11.23	100.59	74.00	26.59	peak
2	5350.000	61.65	-11.09	50.56	74.00	-23.44	peak
3	5380.320	63.66	-11.06	52.60	74.00	-21.40	peak



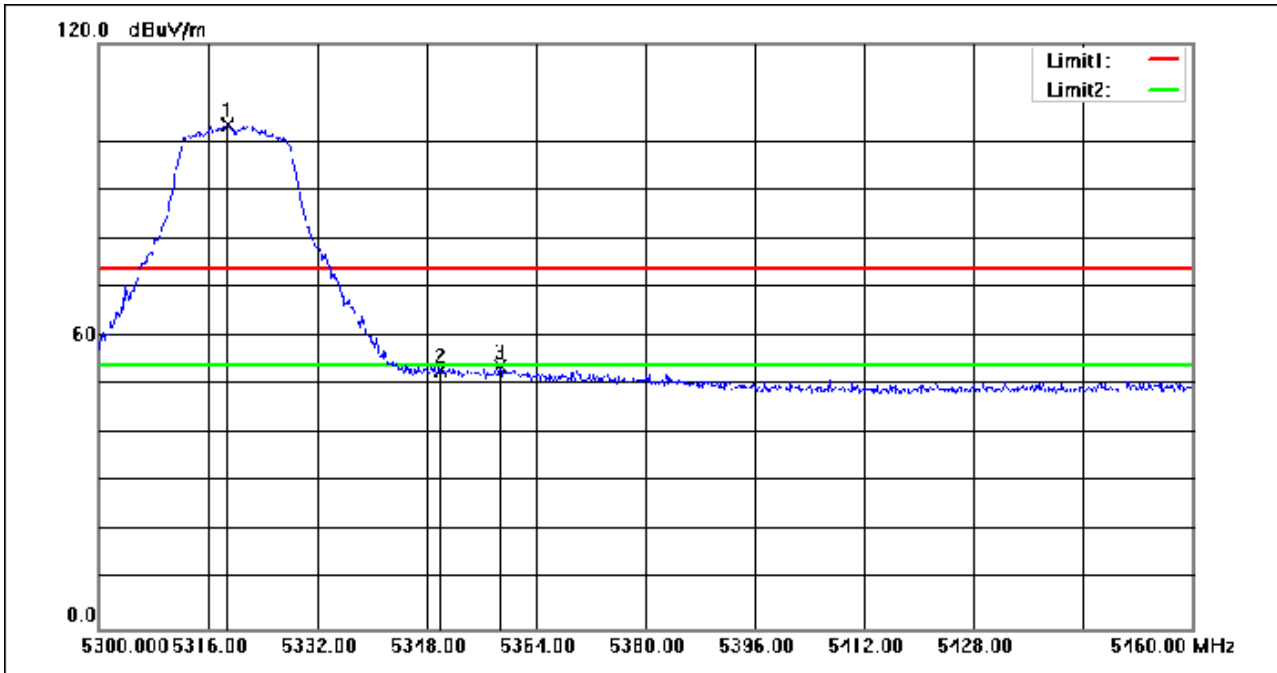
# Compliance Certification Services (Kunshan) Inc.

CCSEM-TRF-001 Rev. 02 Sep 01, 2023

Report No.: KSCR230900174504

Page: 169 of 427

Test Mode: 06; Polarity: Vertical; Modulation:802.11a; Bandwidth:20MHz; Channel:High



No.	Frequency (MHz)	Reading (dBuV)	Correction factor(dB/m)	Result (dBuV/m)	Limit (dBuV/m)	Margin (dB)	Remark
1	5318.880	114.52	-11.23	103.29	74.00	29.29	peak
2	5350.000	64.00	-11.09	52.91	74.00	-21.09	peak
3	5358.720	64.78	-11.08	53.70	74.00	-20.30	peak

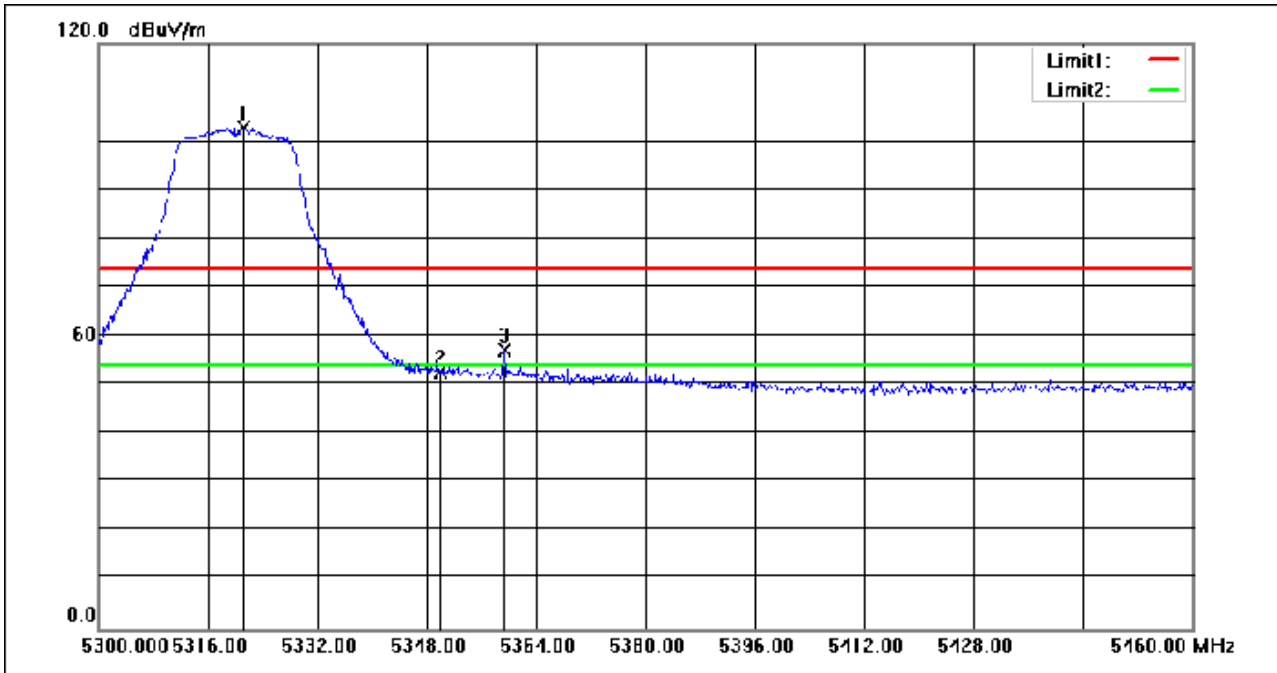
# Compliance Certification Services (Kunshan) Inc.

CCSEM-TRF-001 Rev. 02 Sep 01, 2023

Report No.: KSCR230900174504

Page: 170 of 427

Test Mode: 06; Polarity: Horizontal; Modulation:802.11n; Bandwidth:20MHz; Channel:High



No.	Frequency (MHz)	Reading (dBuV)	Correction factor(dB/m)	Result (dBuV/m)	Limit (dBuV/m)	Margin (dB)	Remark
1	5321.120	114.09	-11.22	102.87	74.00	28.87	peak
2	5350.000	63.73	-11.09	52.64	74.00	-21.36	peak
3	5359.360	68.37	-11.08	57.29	74.00	-16.71	peak

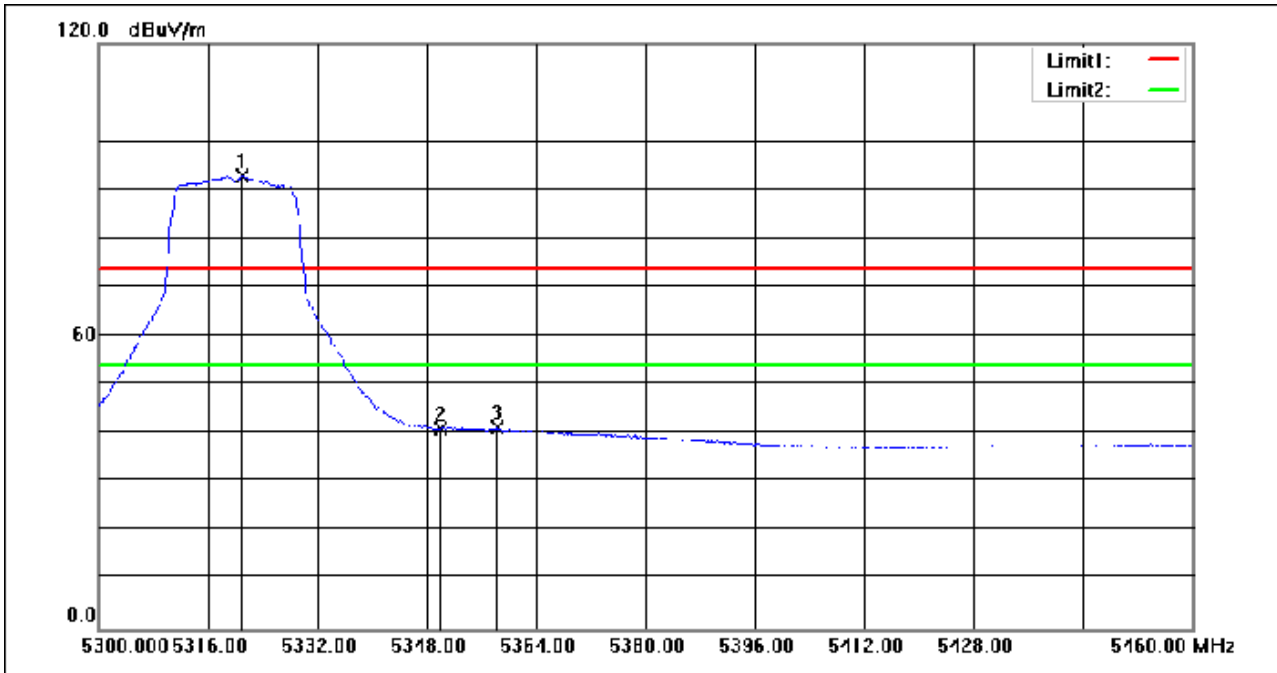
# Compliance Certification Services (Kunshan) Inc.

CCSEM-TRF-001 Rev. 02 Sep 01, 2023

Report No.: KSCR230900174504

Page: 171 of 427

Test Mode: 06; Polarity: Horizontal; Modulation:802.11n; Bandwidth:20MHz; Channel:High



No.	Frequency (MHz)	Reading (dBuV)	Correction factor(dB/m)	Result (dBuV/m)	Limit (dBuV/m)	Margin (dB)	Remark
1	5320.960	104.18	-11.22	92.96	54.00	38.96	AVG
2	5350.000	52.14	-11.09	41.05	54.00	-12.95	AVG
3	5358.240	52.45	-11.08	41.37	54.00	-12.63	AVG

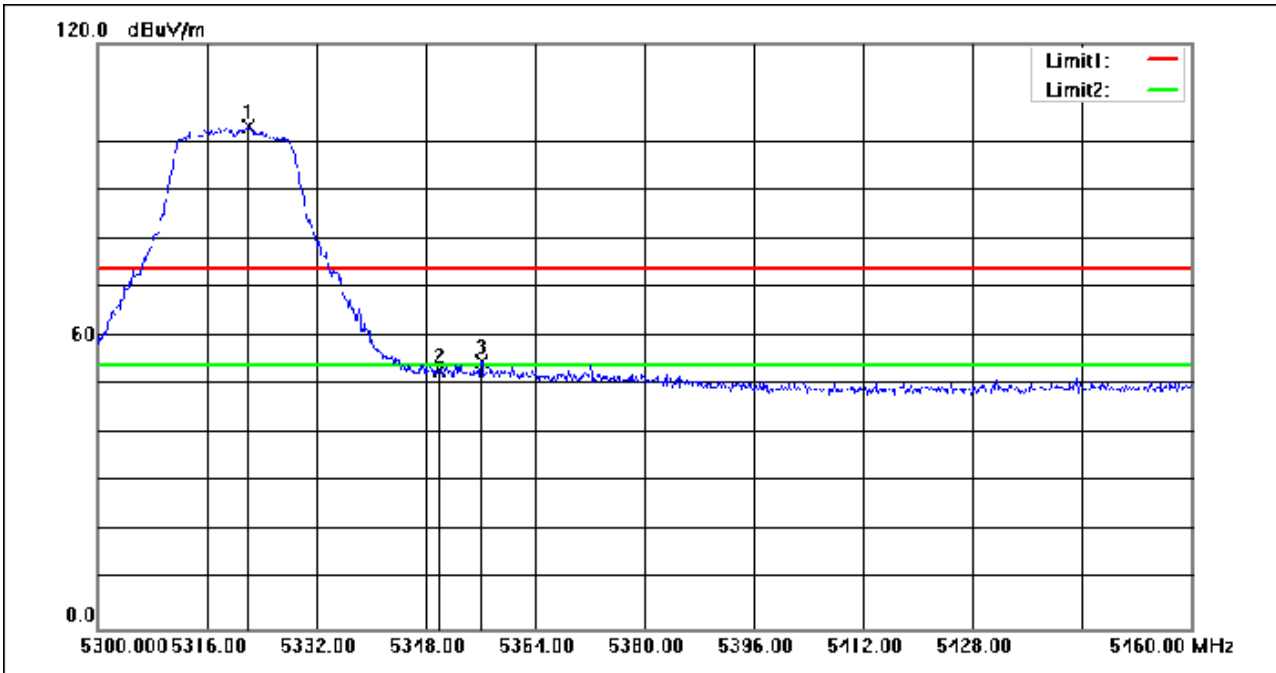
# Compliance Certification Services (Kunshan) Inc.

CCSEM-TRF-001 Rev. 02 Sep 01, 2023

Report No.: KSCR230900174504

Page: 172 of 427

Test Mode: 06; Polarity: Vertical; Modulation:802.11n; Bandwidth:20MHz; Channel:High



No.	Frequency (MHz)	Reading (dBuV)	Correction factor(dB/m)	Result (dBuV/m)	Limit (dBuV/m)	Margin (dB)	Remark
1	5322.080	114.12	-11.20	102.92	74.00	28.92	peak
2	5350.000	64.18	-11.09	53.09	74.00	-20.91	peak
3	5356.160	65.89	-11.08	54.81	74.00	-19.19	peak

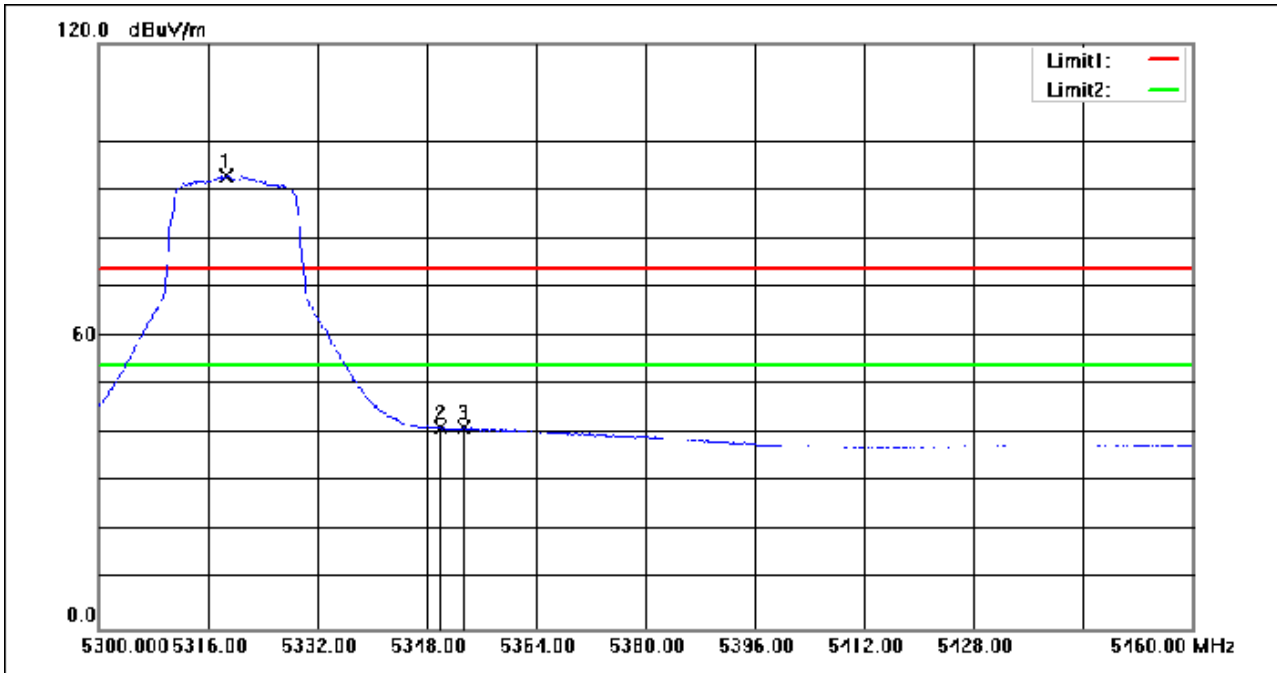
# Compliance Certification Services (Kunshan) Inc.

CCSEM-TRF-001 Rev. 02 Sep 01, 2023

Report No.: KSCR230900174504

Page: 173 of 427

Test Mode: 06; Polarity: Vertical; Modulation:802.11n; Bandwidth:20MHz; Channel:High



No.	Frequency (MHz)	Reading (dBuV)	Correction factor(dB/m)	Result (dBuV/m)	Limit (dBuV/m)	Margin (dB)	Remark
1	5318.720	104.17	-11.23	92.94	54.00	38.94	AVG
2	5350.000	52.34	-11.09	41.25	54.00	-12.75	AVG
3	5353.440	52.23	-11.08	41.15	54.00	-12.85	AVG

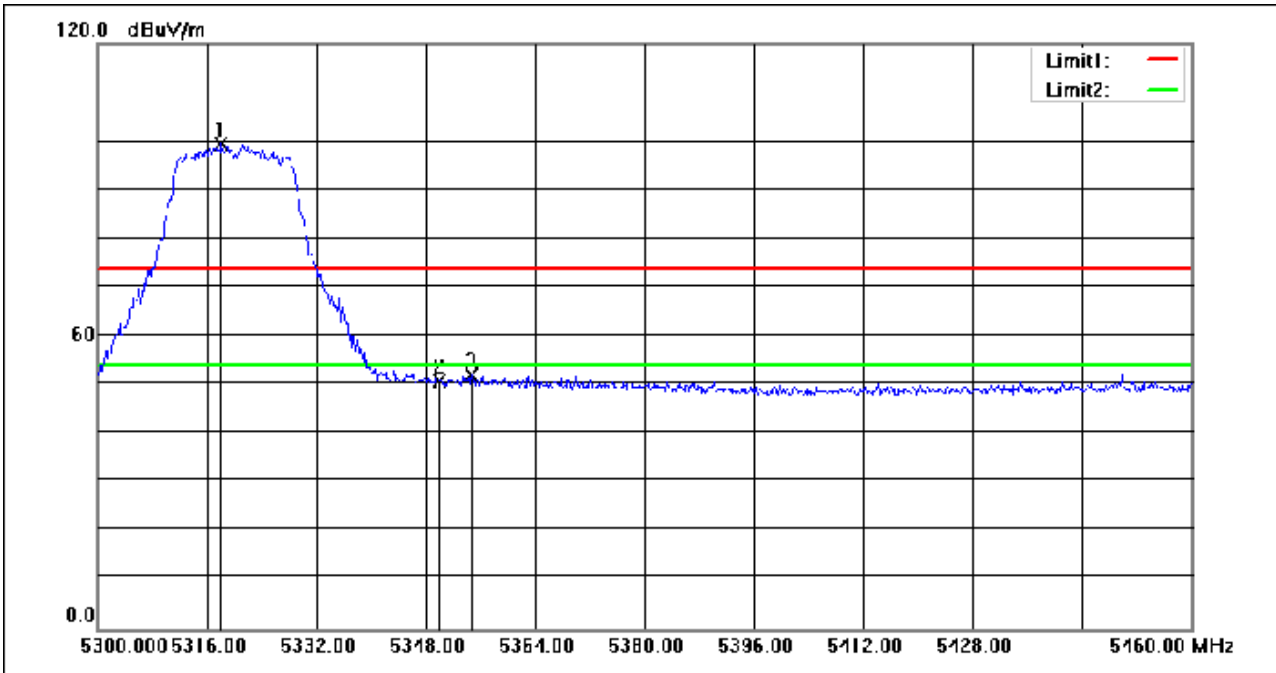
# Compliance Certification Services (Kunshan) Inc.

CCSEM-TRF-001 Rev. 02 Sep 01, 2023

Report No.: KSCR230900174504

Page: 174 of 427

Test Mode: 06; Polarity: Horizontal; Modulation:802.11ac; Bandwidth:20MHz; Channel:High



No.	Frequency (MHz)	Reading (dBuV)	Correction factor(dB/m)	Result (dBuV/m)	Limit (dBuV/m)	Margin (dB)	Remark
1	5318.080	110.83	-11.23	99.60	74.00	25.60	peak
2	5350.000	62.03	-11.09	50.94	74.00	-23.06	peak
3	5354.720	63.00	-11.08	51.92	74.00	-22.08	peak

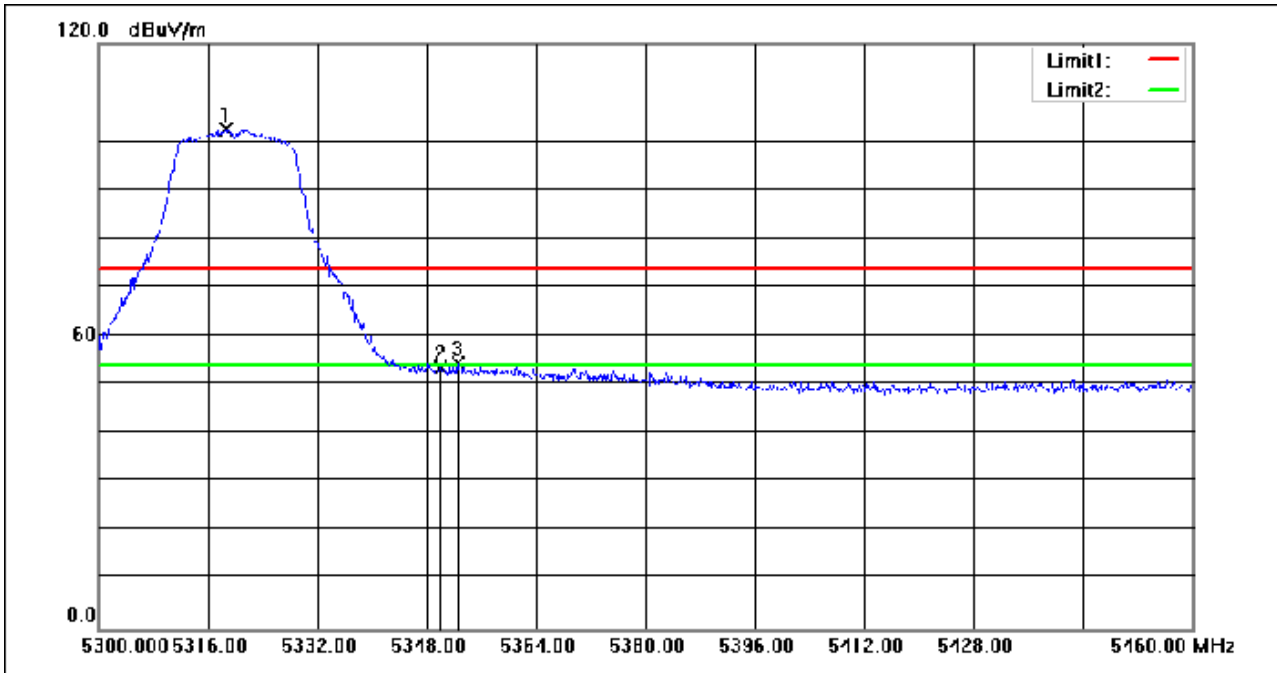
# Compliance Certification Services (Kunshan) Inc.

CCSEM-TRF-001 Rev. 02 Sep 01, 2023

Report No.: KSCR230900174504

Page: 175 of 427

Test Mode: 06; Polarity: Vertical; Modulation:802.11ac; Bandwidth:20MHz; Channel:High



No.	Frequency (MHz)	Reading (dBuV)	Correction factor(dB/m)	Result (dBuV/m)	Limit (dBuV/m)	Margin (dB)	Remark
1	5318.720	113.70	-11.23	102.47	74.00	28.47	peak
2	5350.000	64.54	-11.09	53.45	74.00	-20.55	peak
3	5352.480	65.58	-11.08	54.50	74.00	-19.50	peak

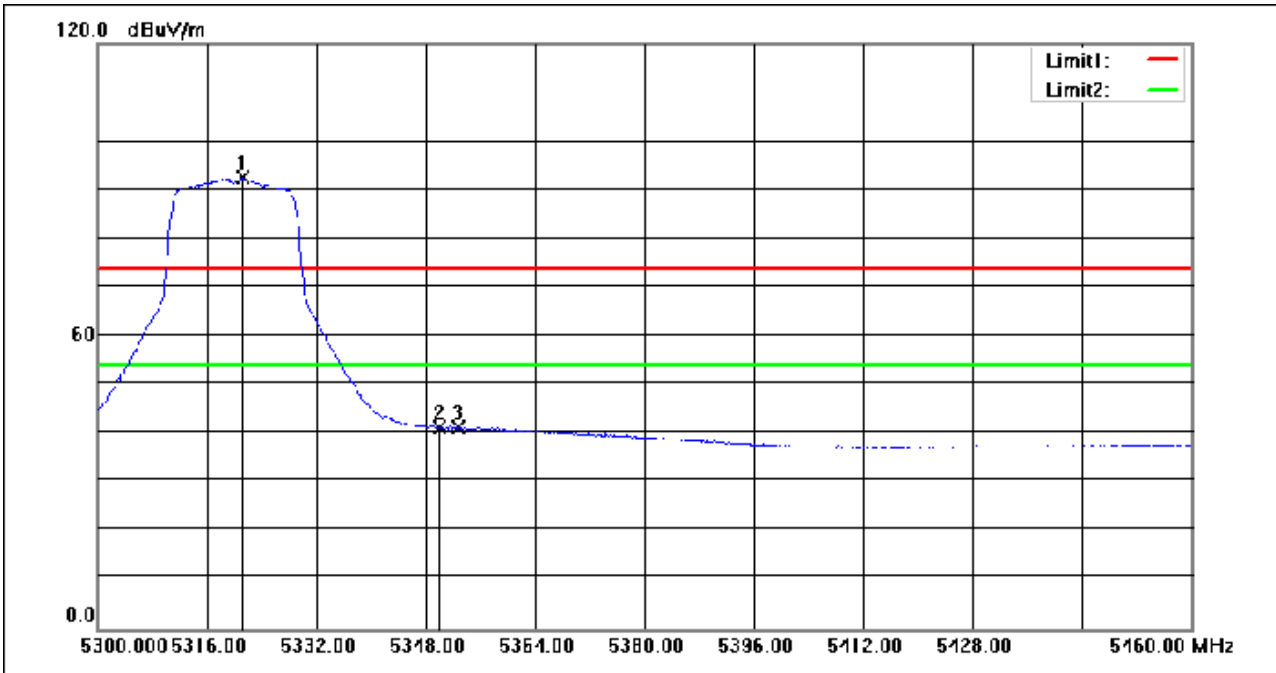
# Compliance Certification Services (Kunshan) Inc.

CCSEM-TRF-001 Rev. 02 Sep 01, 2023

Report No.: KSCR230900174504

Page: 176 of 427

Test Mode: 06; Polarity: Vertical; Modulation:802.11ac; Bandwidth:20MHz; Channel:High



No.	Frequency (MHz)	Reading (dBuV)	Correction factor(dB/m)	Result (dBuV/m)	Limit (dBuV/m)	Margin (dB)	Remark
1	5321.120	103.71	-11.22	92.49	54.00	38.49	AVG
2	5350.000	52.32	-11.09	41.23	54.00	-12.77	AVG
3	5352.800	52.47	-11.08	41.39	54.00	-12.61	AVG



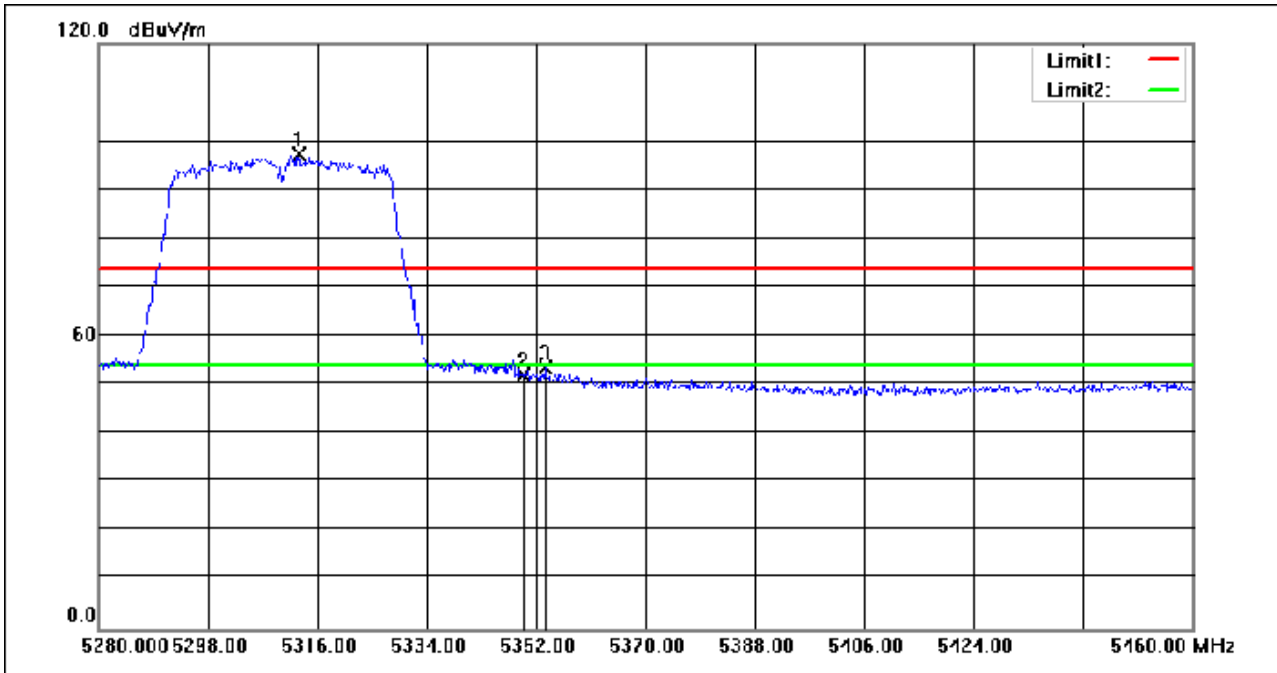
# Compliance Certification Services (Kunshan) Inc.

CCSEM-TRF-001 Rev. 02 Sep 01, 2023

Report No.: KSCR230900174504

Page: 177 of 427

Test Mode: 06; Polarity: Horizontal; Modulation:802.11n; Bandwidth:40MHz; Channel:High



No.	Frequency (MHz)	Reading (dBuV)	Correction factor(dB/m)	Result (dBuV/m)	Limit (dBuV/m)	Margin (dB)	Remark
1	5312.940	108.65	-11.25	97.40	74.00	23.40	peak
2	5350.000	63.01	-11.09	51.92	74.00	-22.08	peak
3	5353.440	64.58	-11.08	53.50	74.00	-20.50	peak

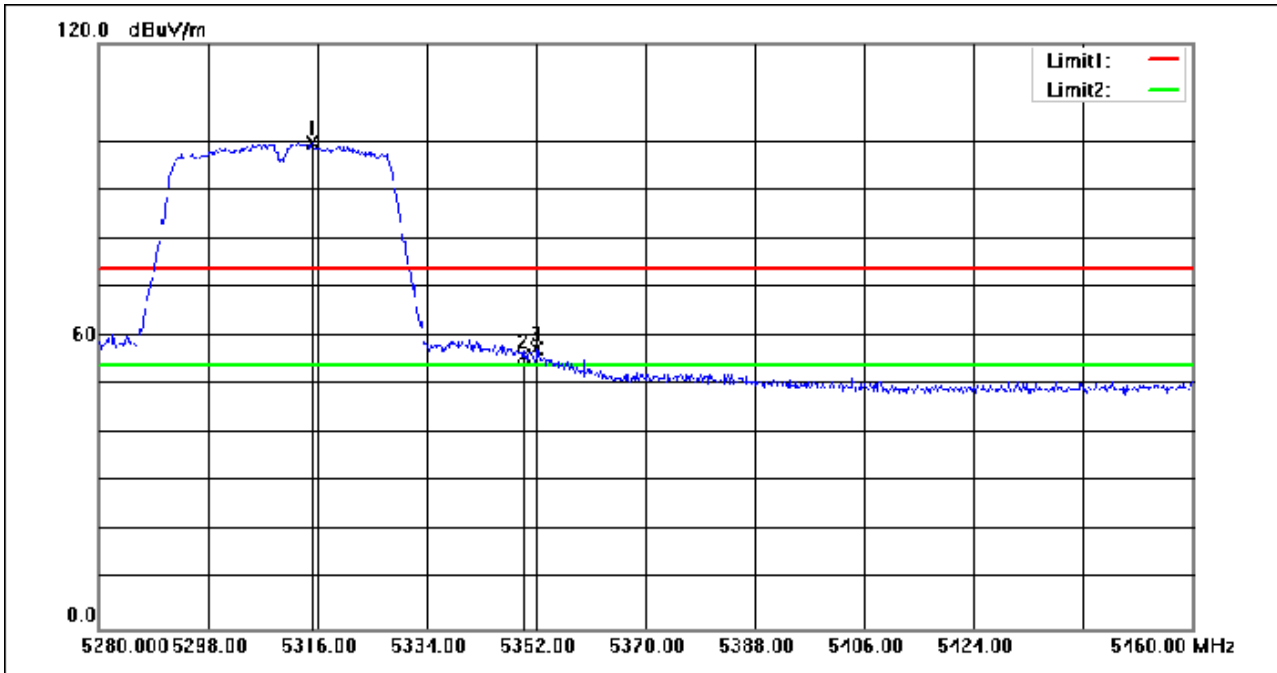
# Compliance Certification Services (Kunshan) Inc.

CCSEM-TRF-001 Rev. 02 Sep 01, 2023

Report No.: KSCR230900174504

Page: 178 of 427

Test Mode: 06; Polarity: Vertical; Modulation:802.11n; Bandwidth:40MHz; Channel:High



No.	Frequency (MHz)	Reading (dBuV)	Correction factor(dB/m)	Result (dBuV/m)	Limit (dBuV/m)	Margin (dB)	Remark
1	5315.100	111.02	-11.24	99.78	74.00	25.78	peak
2	5350.000	66.95	-11.09	55.86	74.00	-18.14	peak
3	5352.180	68.41	-11.08	57.33	74.00	-16.67	peak

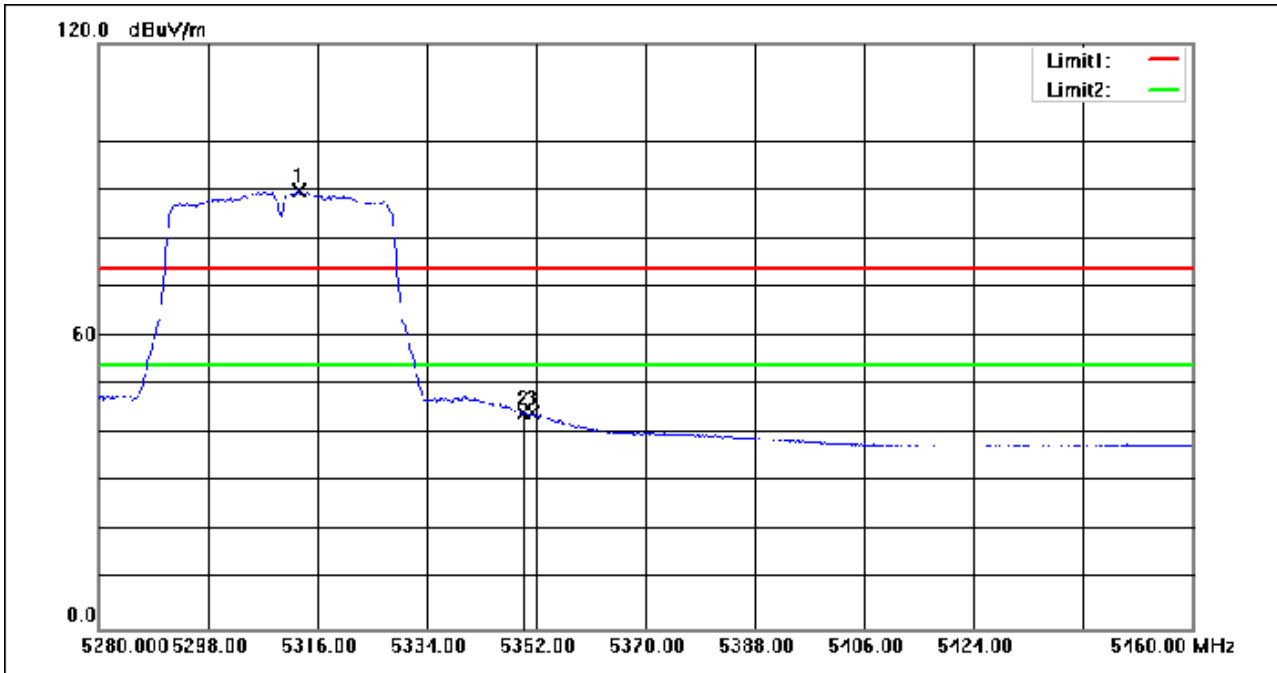
# Compliance Certification Services (Kunshan) Inc.

CCSEM-TRF-001 Rev. 02 Sep 01, 2023

Report No.: KSCR230900174504

Page: 179 of 427

Test Mode: 06; Polarity: Vertical; Modulation:802.11n; Bandwidth:40MHz; Channel:High



No.	Frequency (MHz)	Reading (dBuV)	Correction factor(dB/m)	Result (dBuV/m)	Limit (dBuV/m)	Margin (dB)	Remark
1	5312.940	101.03	-11.25	89.78	54.00	35.78	AVG
2	5350.000	55.49	-11.09	44.40	54.00	-9.60	AVG
3	5351.460	55.23	-11.08	44.15	54.00	-9.85	AVG

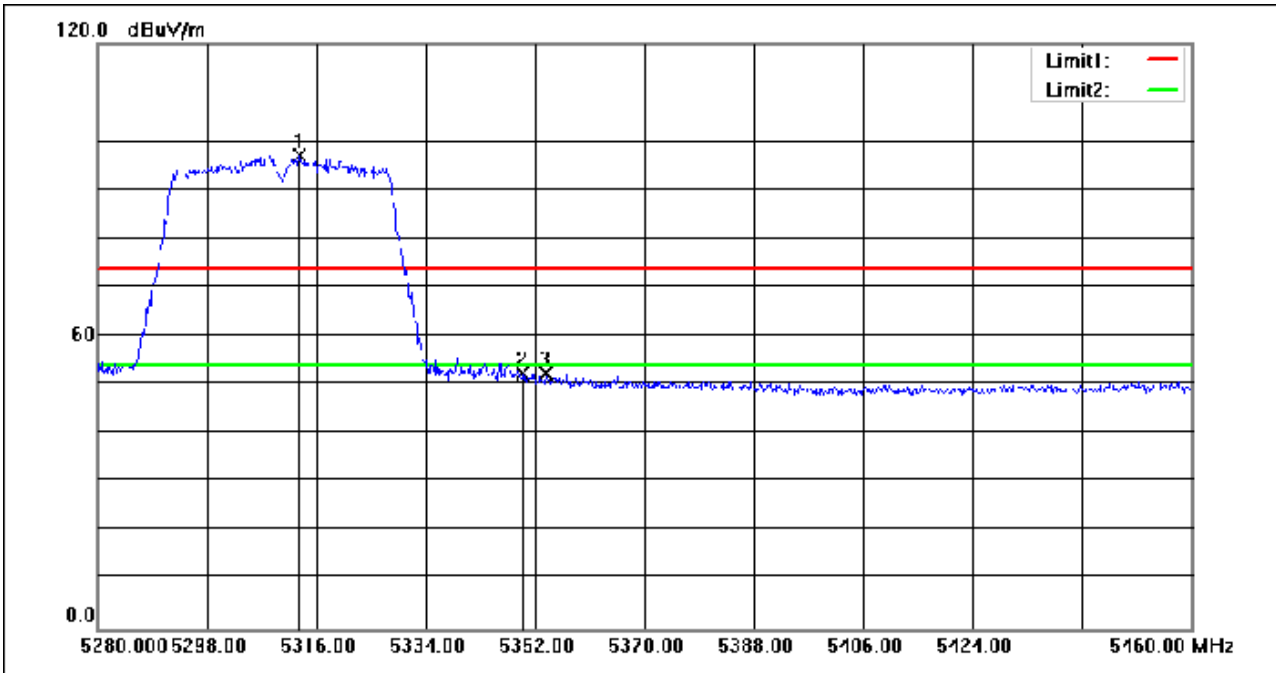
# Compliance Certification Services (Kunshan) Inc.

CCSEM-TRF-001 Rev. 02 Sep 01, 2023

Report No.: KSCR230900174504

Page: 180 of 427

Test Mode: 06; Polarity: Horizontal; Modulation:802.11ac; Bandwidth:40MHz; Channel:High



No.	Frequency (MHz)	Reading (dBuV)	Correction factor(dB/m)	Result (dBuV/m)	Limit (dBuV/m)	Margin (dB)	Remark
1	5313.300	108.26	-11.24	97.02	74.00	23.02	peak
2	5350.000	63.51	-11.09	52.42	74.00	-21.58	peak
3	5353.800	63.49	-11.08	52.41	74.00	-21.59	peak

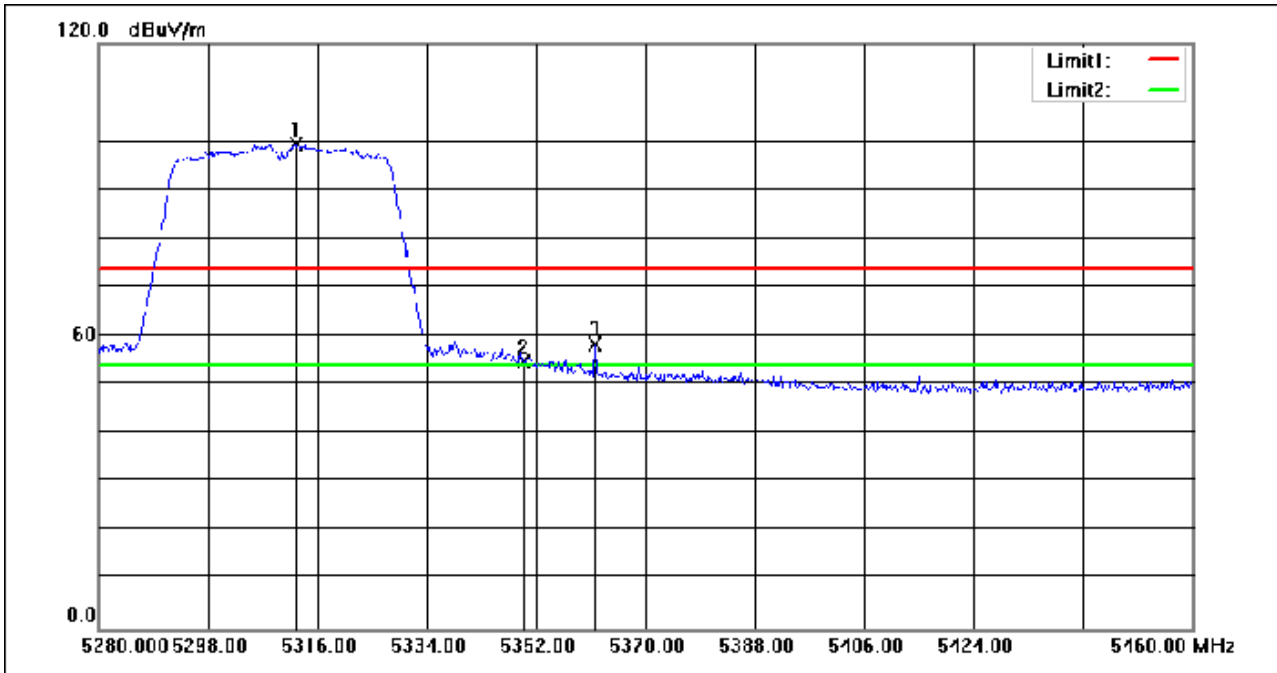
# Compliance Certification Services (Kunshan) Inc.

CCSEM-TRF-001 Rev. 02 Sep 01, 2023

Report No.: KSCR230900174504

Page: 181 of 427

Test Mode: 06; Polarity: Vertical; Modulation:802.11ac; Bandwidth:40MHz; Channel:High



No.	Frequency (MHz)	Reading (dBuV)	Correction factor(dB/m)	Result (dBuV/m)	Limit (dBuV/m)	Margin (dB)	Remark
1	5312.580	110.75	-11.25	99.50	74.00	25.50	peak
2	5350.000	65.91	-11.09	54.82	74.00	-19.18	peak
3	5361.720	69.27	-11.07	58.20	74.00	-15.80	peak

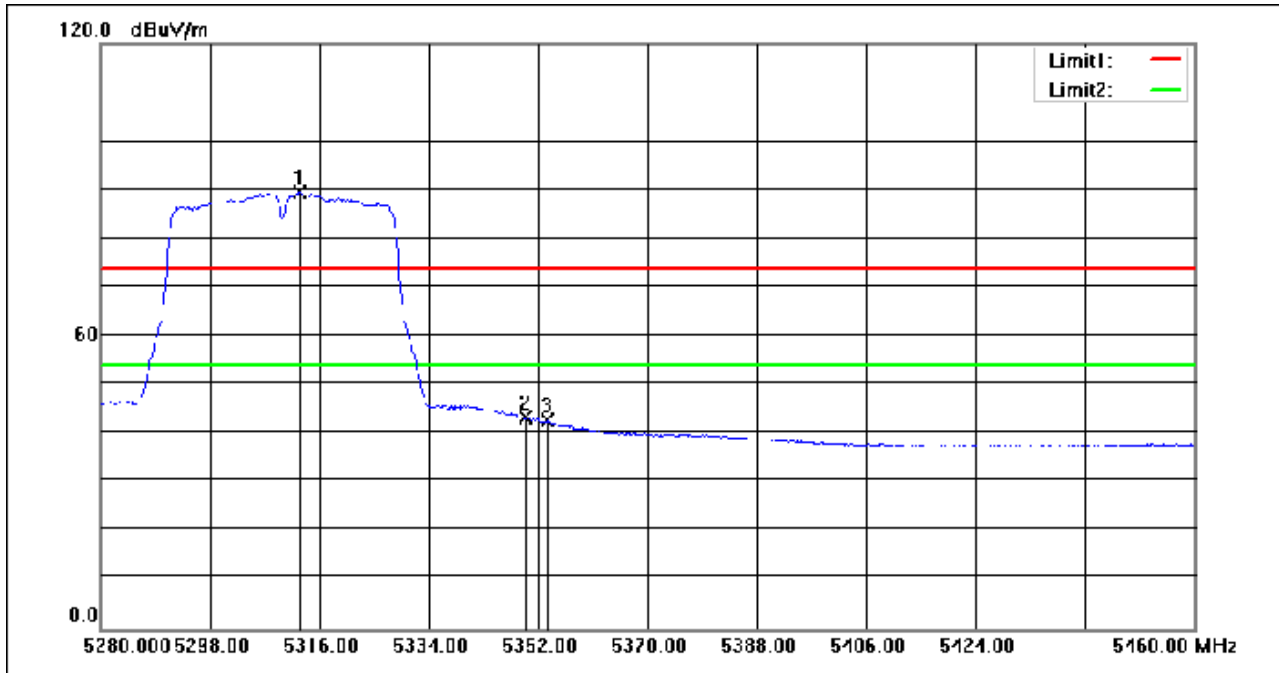
# Compliance Certification Services (Kunshan) Inc.

CCSEM-TRF-001 Rev. 02 Sep 01, 2023

Report No.: KSCR230900174504

Page: 182 of 427

Test Mode: 06; Polarity: Vertical; Modulation:802.11ac; Bandwidth:40MHz; Channel:High



No.	Frequency (MHz)	Reading (dBuV)	Correction factor(dB/m)	Result (dBuV/m)	Limit (dBuV/m)	Margin (dB)	Remark
1	5312.760	100.71	-11.25	89.46	54.00	35.46	AVG
2	5350.000	54.42	-11.09	43.33	54.00	-10.67	AVG
3	5353.620	53.69	-11.08	42.61	54.00	-11.39	AVG

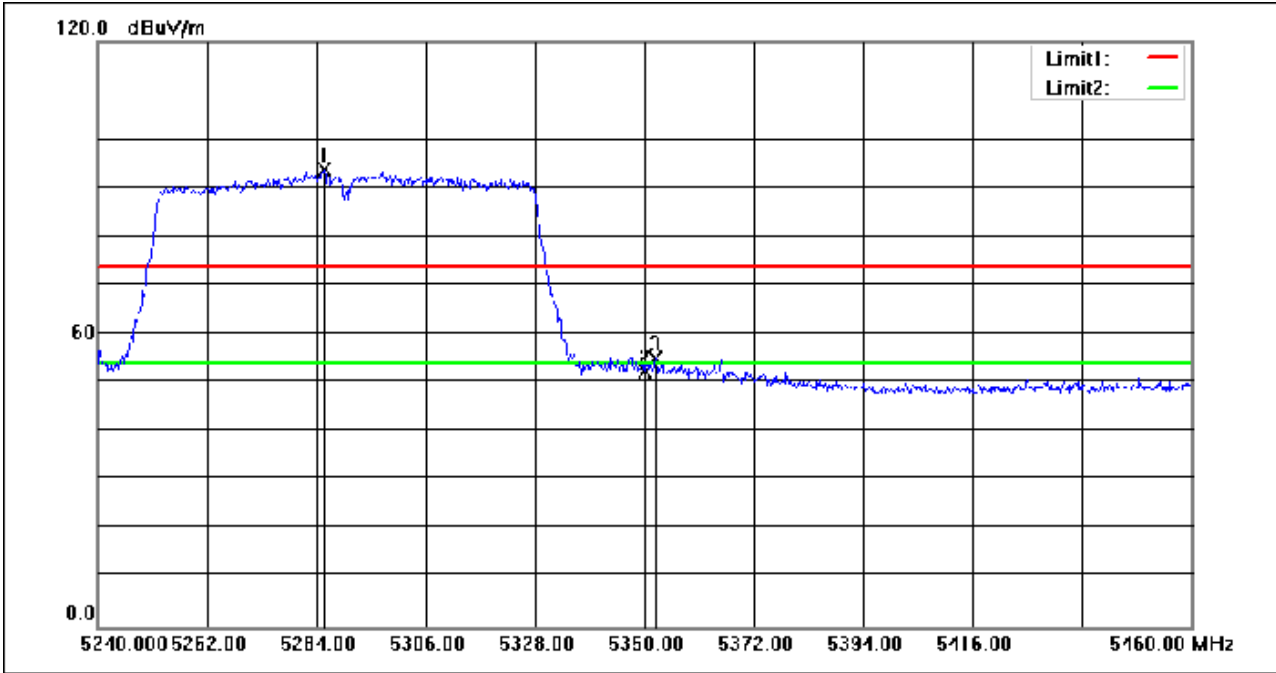
# Compliance Certification Services (Kunshan) Inc.

CCSEM-TRF-001 Rev. 02 Sep 01, 2023

Report No.: KSCR230900174504

Page: 183 of 427

Test Mode: 06; Polarity: Horizontal; Modulation:802.11ac; Bandwidth:80MHz; Channel:High



No.	Frequency (MHz)	Reading (dBuV)	Correction factor(dB/m)	Result (dBuV/m)	Limit (dBuV/m)	Margin (dB)	Remark
1	5285.540	104.98	-11.37	93.61	74.00	19.61	peak
2	5350.000	63.39	-11.09	52.30	74.00	-21.70	peak
3	5352.200	66.07	-11.08	54.99	74.00	-19.01	peak

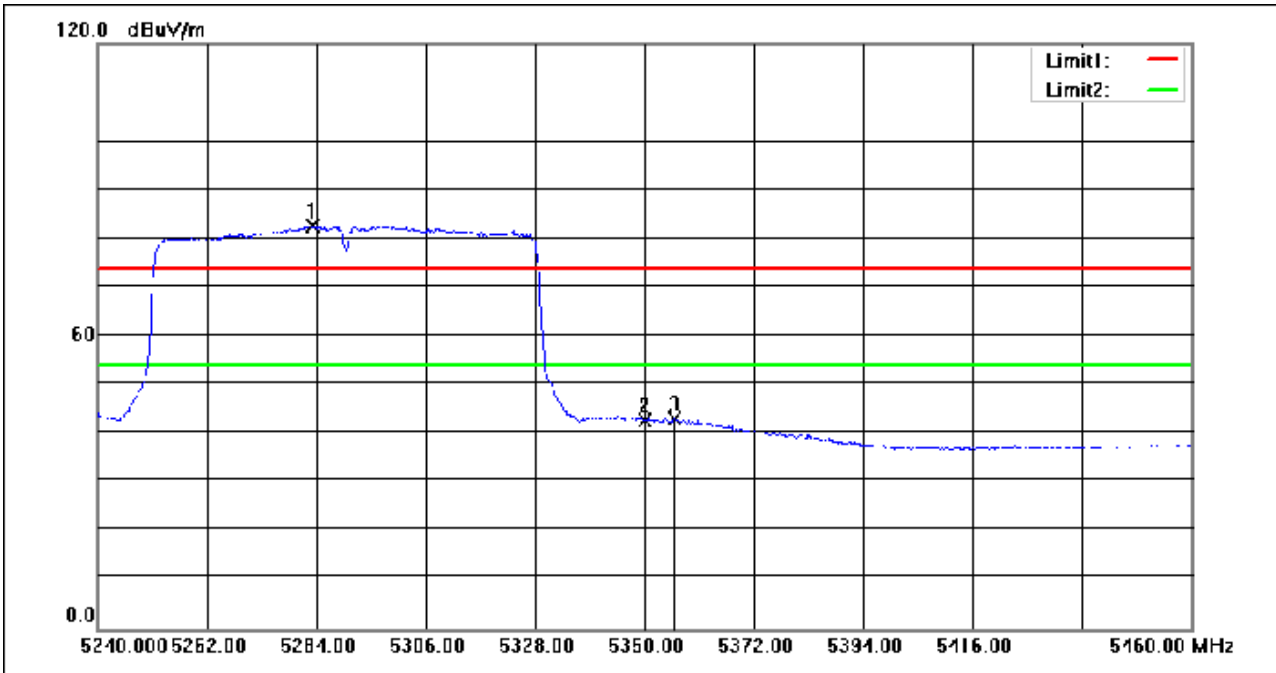
# Compliance Certification Services (Kunshan) Inc.

CCSEM-TRF-001 Rev. 02 Sep 01, 2023

Report No.: KSCR230900174504

Page: 184 of 427

Test Mode: 06; Polarity: Horizontal; Modulation:802.11ac; Bandwidth:80MHz; Channel:High



No.	Frequency (MHz)	Reading (dBuV)	Correction factor(dB/m)	Result (dBuV/m)	Limit (dBuV/m)	Margin (dB)	Remark
1	5283.120	94.07	-11.38	82.69	54.00	28.69	AVG
2	5350.000	53.99	-11.09	42.90	54.00	-11.10	AVG
3	5355.940	54.09	-11.08	43.01	54.00	-10.99	AVG



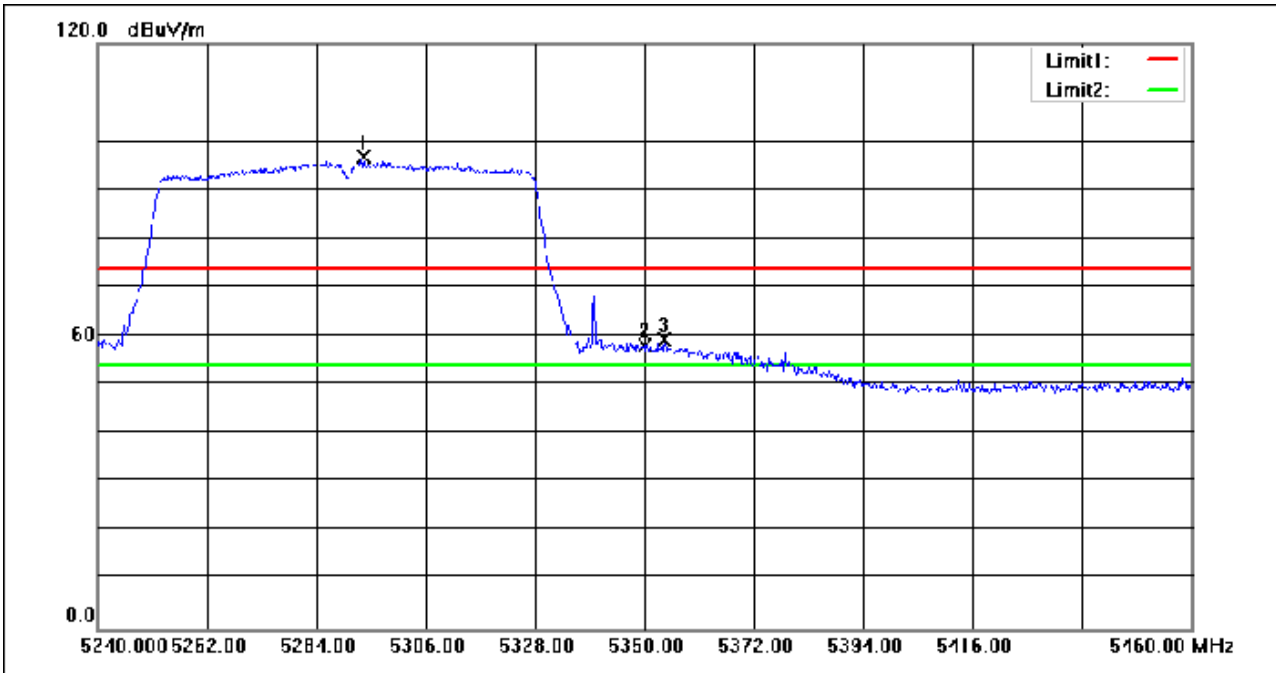
# Compliance Certification Services (Kunshan) Inc.

CCSEM-TRF-001 Rev. 02 Sep 01, 2023

Report No.: KSCR230900174504

Page: 185 of 427

Test Mode: 06; Polarity: Vertical; Modulation:802.11ac; Bandwidth:80MHz; Channel:High



No.	Frequency (MHz)	Reading (dBuV)	Correction factor(dB/m)	Result (dBuV/m)	Limit (dBuV/m)	Margin (dB)	Remark
1	5293.460	107.99	-11.33	96.66	74.00	22.66	peak
2	5350.000	69.19	-11.09	58.10	74.00	-15.90	peak
3	5353.960	70.22	-11.08	59.14	74.00	-14.86	peak

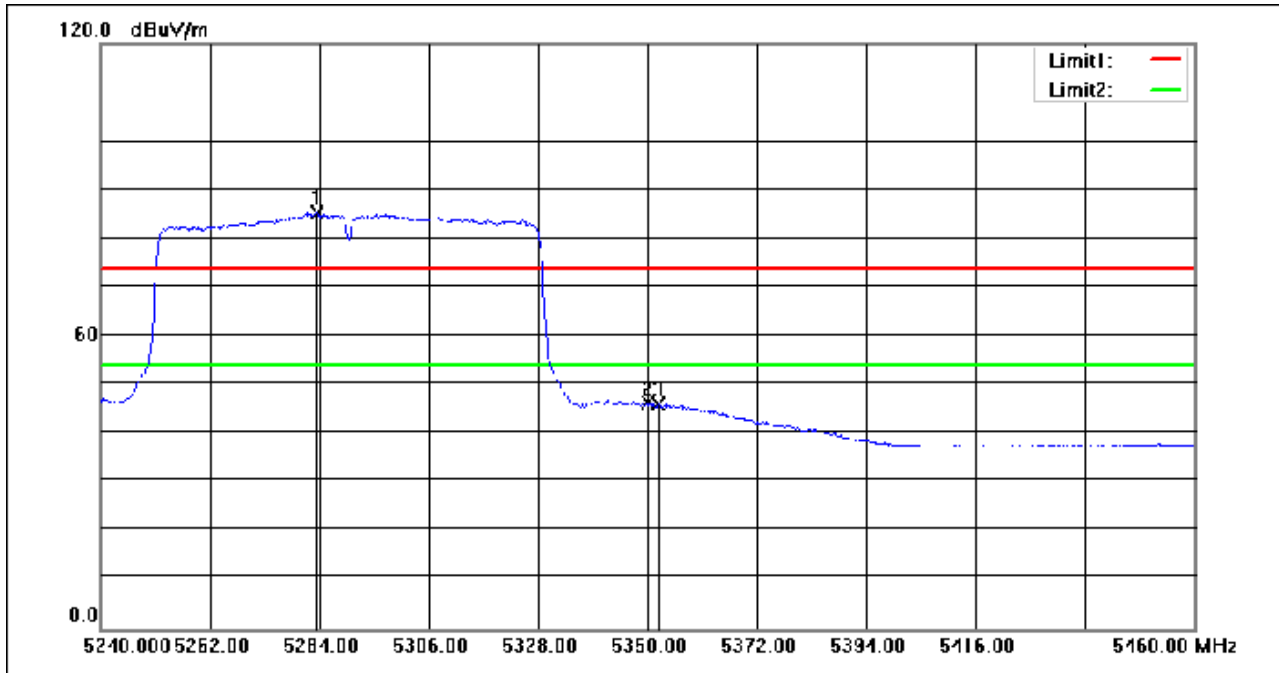
# Compliance Certification Services (Kunshan) Inc.

CCSEM-TRF-001 Rev. 02 Sep 01, 2023

Report No.: KSCR230900174504

Page: 186 of 427

Test Mode: 06; Polarity: Vertical; Modulation:802.11ac; Bandwidth:80MHz; Channel:High



No.	Frequency (MHz)	Reading (dBuV)	Correction factor(dB/m)	Result (dBuV/m)	Limit (dBuV/m)	Margin (dB)	Remark
1	5283.560	96.73	-11.38	85.35	54.00	31.35	AVG
2	5350.000	57.40	-11.09	46.31	54.00	-7.69	AVG
3	5352.200	57.19	-11.08	46.11	54.00	-7.89	AVG

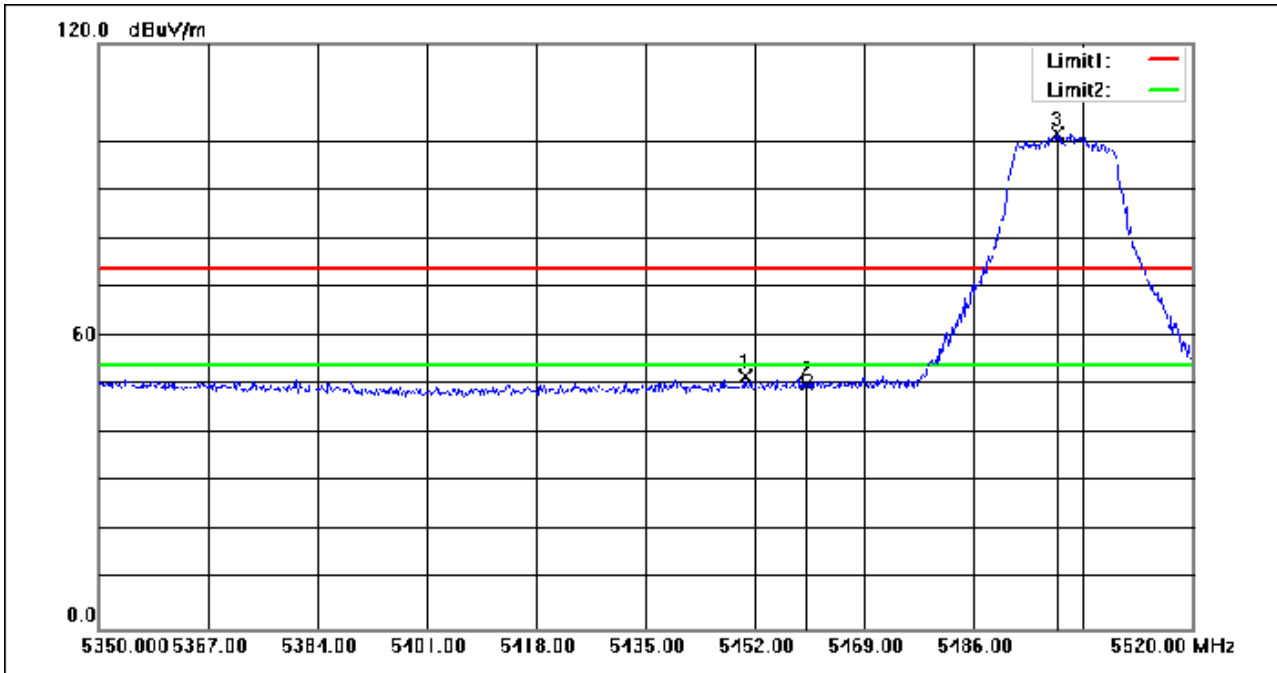
# Compliance Certification Services (Kunshan) Inc.

CCSEM-TRF-001 Rev. 02 Sep 01, 2023

Report No.: KSCR230900174504

Page: 187 of 427

Test Mode: 07; Polarity: Horizontal; Modulation:802.11a; Bandwidth:20MHz; Channel:Low



No.	Frequency (MHz)	Reading (dBuV)	Correction factor(dB/m)	Result (dBuV/m)	Limit (dBuV/m)	Margin (dB)	Remark
1	5450.470	62.66	-11.02	51.64	74.00	-22.36	peak
2	5460.000	61.17	-11.02	50.15	74.00	-23.85	peak
3	5499.090	112.65	-10.96	101.69	74.00	27.69	peak

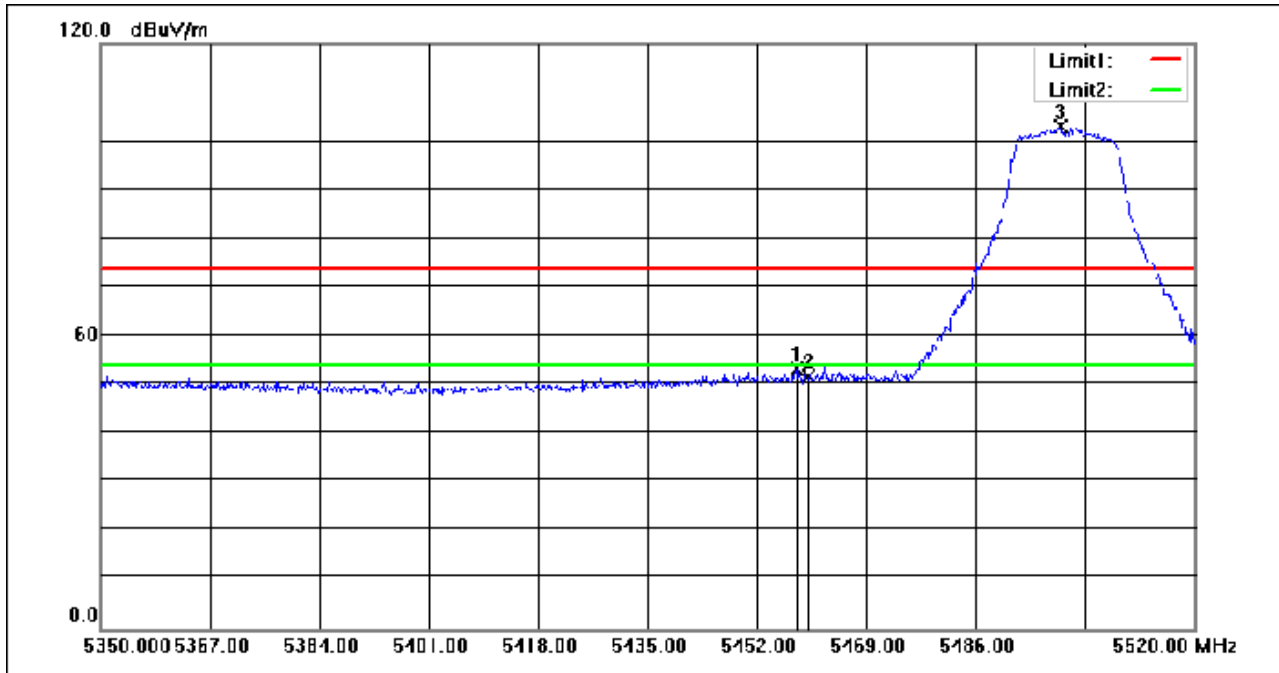
# Compliance Certification Services (Kunshan) Inc.

CCSEM-TRF-001 Rev. 02 Sep 01, 2023

Report No.: KSCR230900174504

Page: 188 of 427

Test Mode: 07; Polarity: Vertical; Modulation:802.11a; Bandwidth:20MHz; Channel:Low



No.	Frequency (MHz)	Reading (dBuV)	Correction factor(dB/m)	Result (dBuV/m)	Limit (dBuV/m)	Margin (dB)	Remark
1	5458.120	64.35	-11.02	53.33	74.00	-20.67	peak
2	5460.000	62.68	-11.02	51.66	74.00	-22.34	peak
3	5499.260	113.96	-10.96	103.00	74.00	29.00	peak

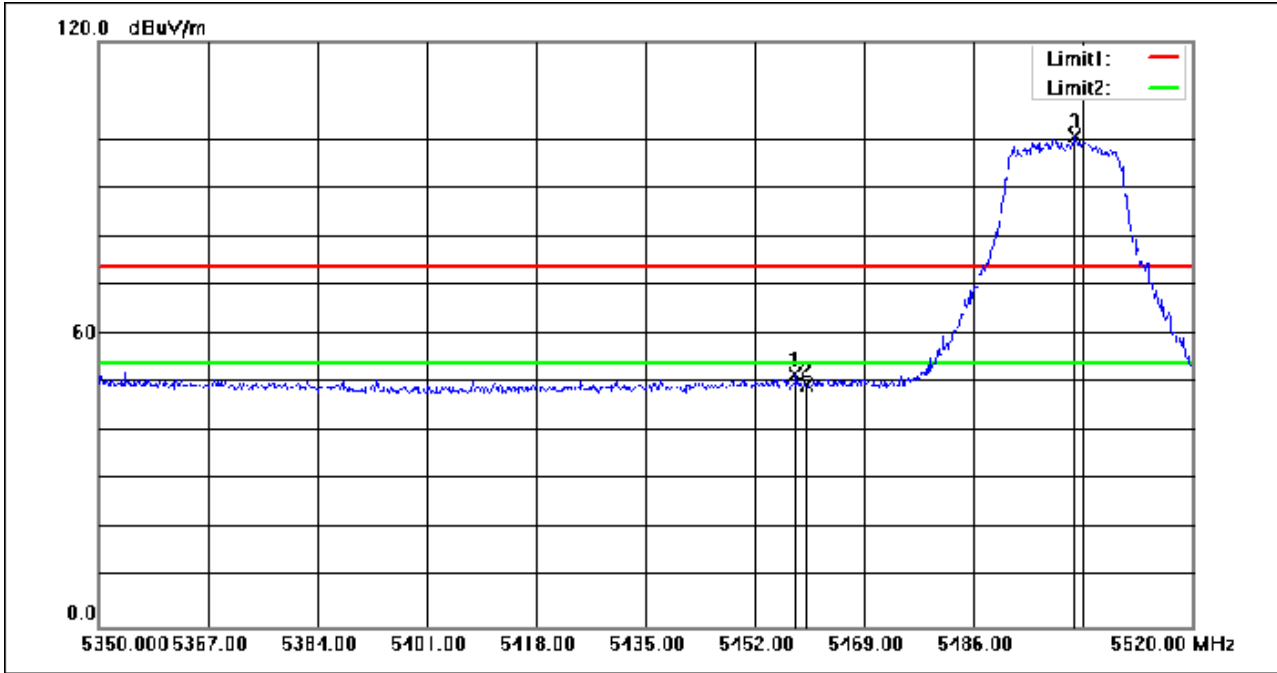
# Compliance Certification Services (Kunshan) Inc.

CCSEM-TRF-001 Rev. 02 Sep 01, 2023

Report No.: KSCR230900174504

Page: 189 of 427

Test Mode: 07; Polarity: Horizontal; Modulation:802.11n; Bandwidth:20MHz; Channel:Low



No.	Frequency (MHz)	Reading (dBuV)	Correction factor(dB/m)	Result (dBuV/m)	Limit (dBuV/m)	Margin (dB)	Remark
1	5458.290	62.85	-11.02	51.83	74.00	-22.17	peak
2	5460.000	60.58	-11.02	49.56	74.00	-24.44	peak
3	5501.640	111.47	-10.96	100.51	74.00	26.51	peak

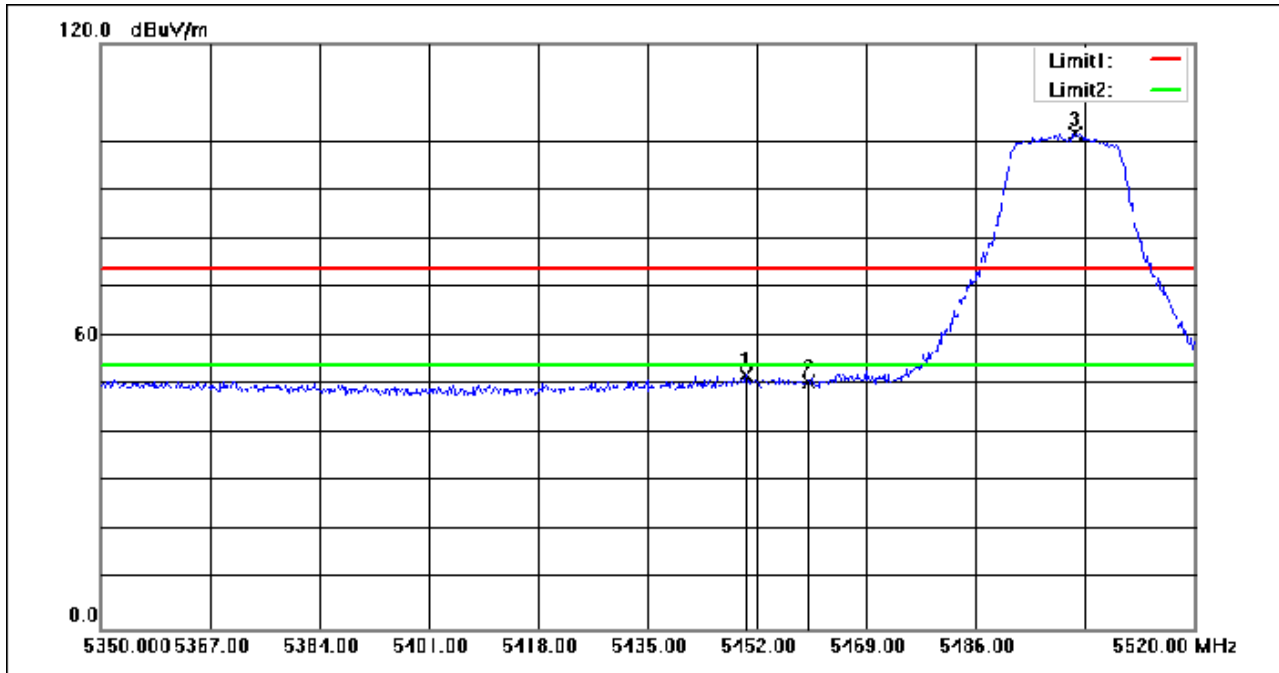
# Compliance Certification Services (Kunshan) Inc.

CCSEM-TRF-001 Rev. 02 Sep 01, 2023

Report No.: KSCR230900174504

Page: 190 of 427

Test Mode: 07; Polarity: Vertical; Modulation:802.11n; Bandwidth:20MHz; Channel:Low



No.	Frequency (MHz)	Reading (dBuV)	Correction factor(dB/m)	Result (dBuV/m)	Limit (dBuV/m)	Margin (dB)	Remark
1	5450.300	63.21	-11.02	52.19	74.00	-21.81	peak
2	5460.000	61.43	-11.02	50.41	74.00	-23.59	peak
3	5501.470	112.64	-10.96	101.68	74.00	27.68	peak

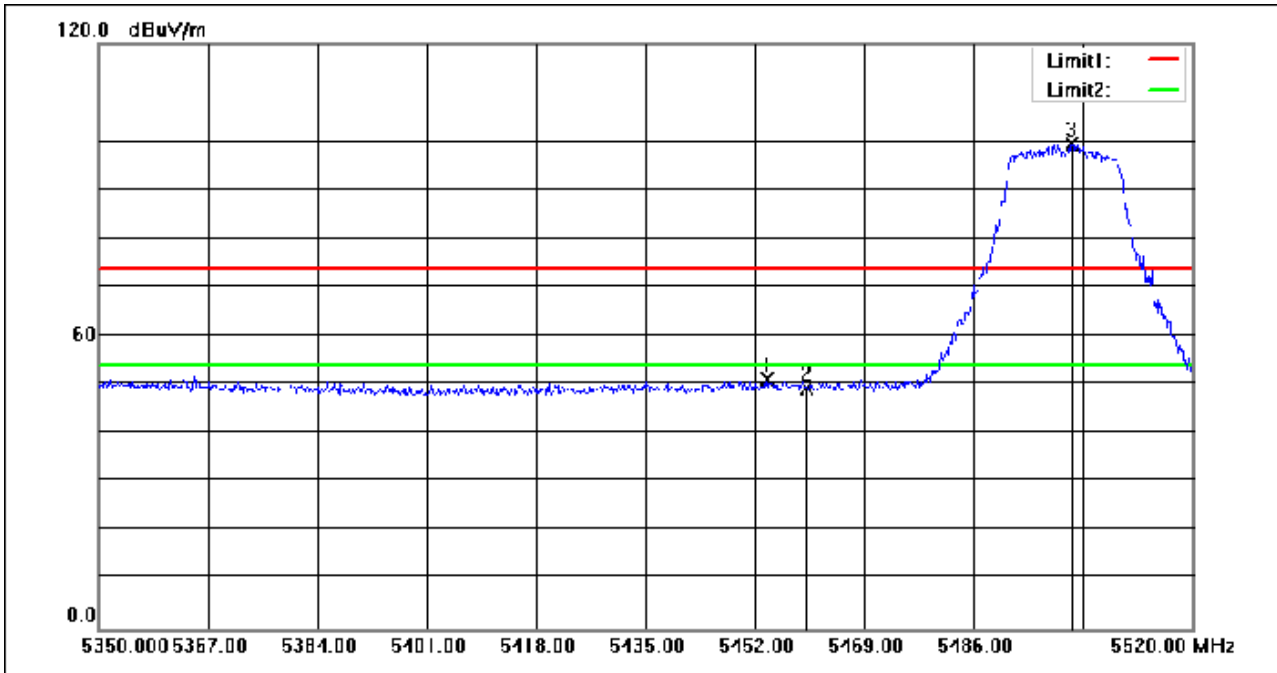
# Compliance Certification Services (Kunshan) Inc.

CCSEM-TRF-001 Rev. 02 Sep 01, 2023

Report No.: KSCR230900174504

Page: 191 of 427

Test Mode: 07; Polarity: Horizontal; Modulation:802.11ac; Bandwidth:20MHz; Channel:Low



No.	Frequency (MHz)	Reading (dBuV)	Correction factor(dB/m)	Result (dBuV/m)	Limit (dBuV/m)	Margin (dB)	Remark
1	5453.870	62.18	-11.02	51.16	74.00	-22.84	peak
2	5460.000	60.49	-11.02	49.47	74.00	-24.53	peak
3	5501.300	110.44	-10.96	99.48	74.00	25.48	peak

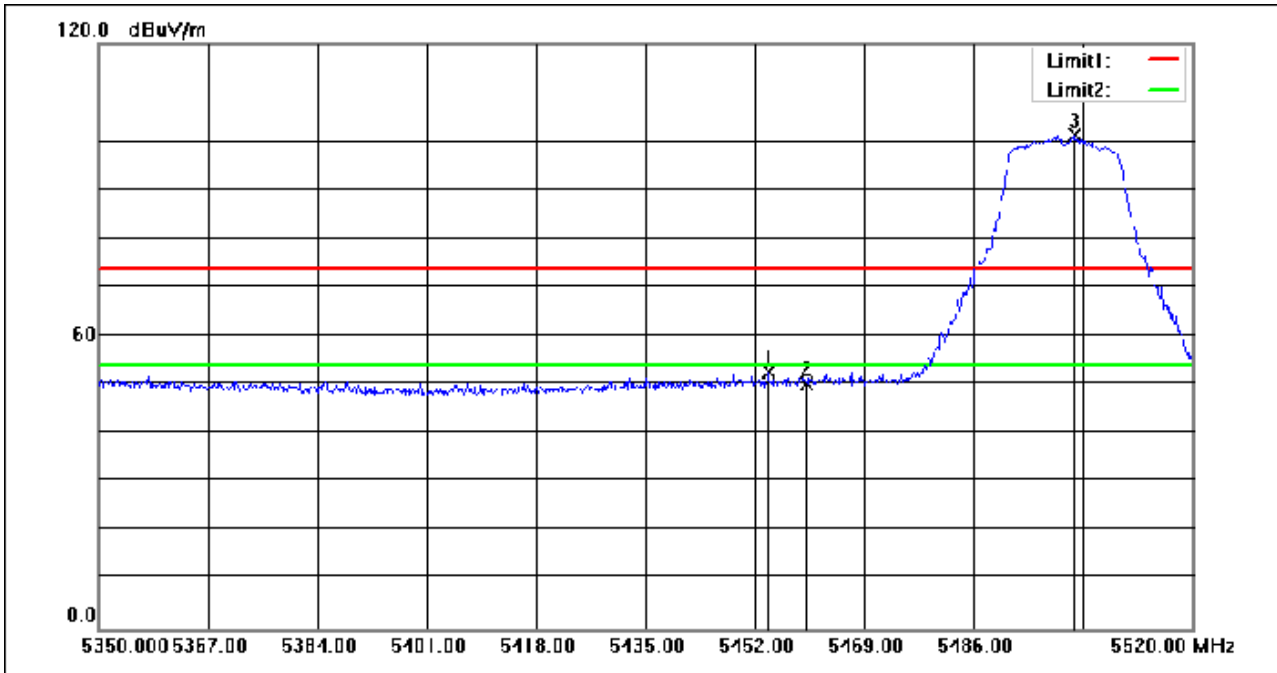
# Compliance Certification Services (Kunshan) Inc.

CCSEM-TRF-001 Rev. 02 Sep 01, 2023

Report No.: KSCR230900174504

Page: 192 of 427

Test Mode: 07; Polarity: Vertical; Modulation:802.11ac; Bandwidth:20MHz; Channel:Low



No.	Frequency (MHz)	Reading (dBuV)	Correction factor(dB/m)	Result (dBuV/m)	Limit (dBuV/m)	Margin (dB)	Remark
1	5454.040	63.54	-11.02	52.52	74.00	-21.48	peak
2	5460.000	61.21	-11.02	50.19	74.00	-23.81	peak
3	5501.640	112.18	-10.96	101.22	74.00	27.22	peak



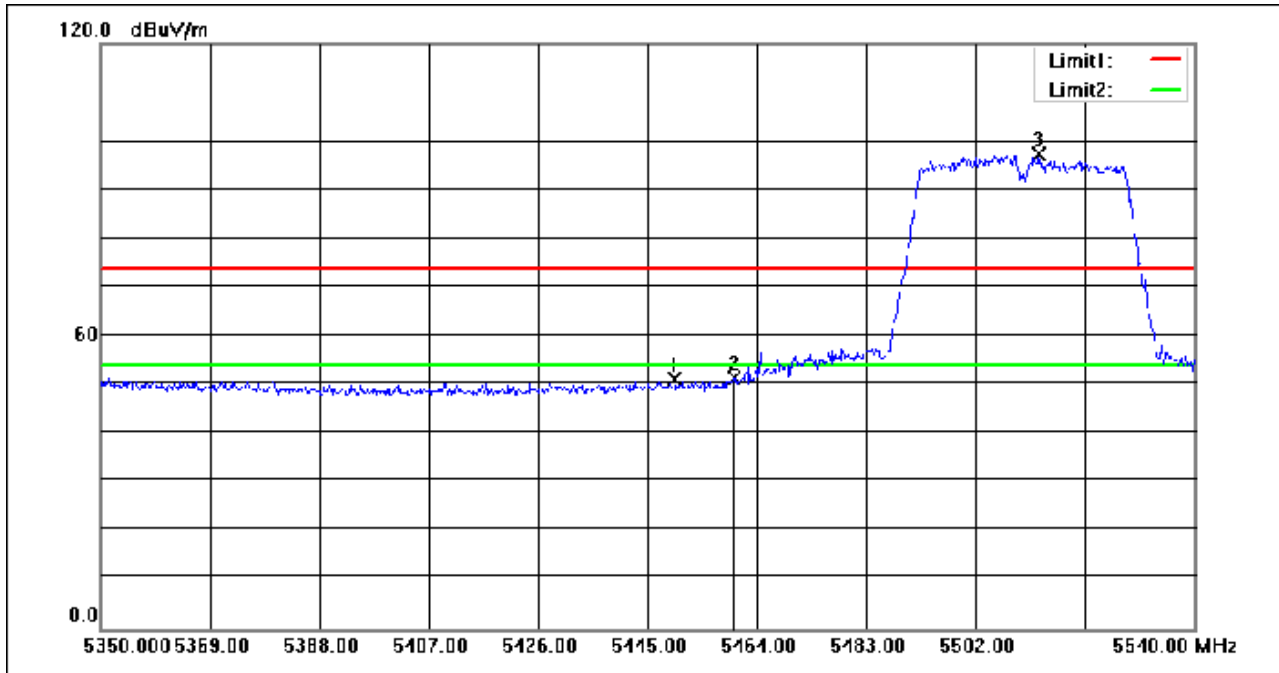
# Compliance Certification Services (Kunshan) Inc.

CCSEM-TRF-001 Rev. 02 Sep 01, 2023

Report No.: KSCR230900174504

Page: 193 of 427

Test Mode: 07; Polarity: Horizontal; Modulation:802.11n; Bandwidth:40MHz; Channel:Low



No.	Frequency (MHz)	Reading (dBuV)	Correction factor(dB/m)	Result (dBuV/m)	Limit (dBuV/m)	Margin (dB)	Remark
1	5449.750	62.24	-11.02	51.22	74.00	-22.78	peak
2	5460.000	62.55	-11.02	51.53	74.00	-22.47	peak
3	5513.020	108.24	-10.95	97.29	74.00	23.29	peak

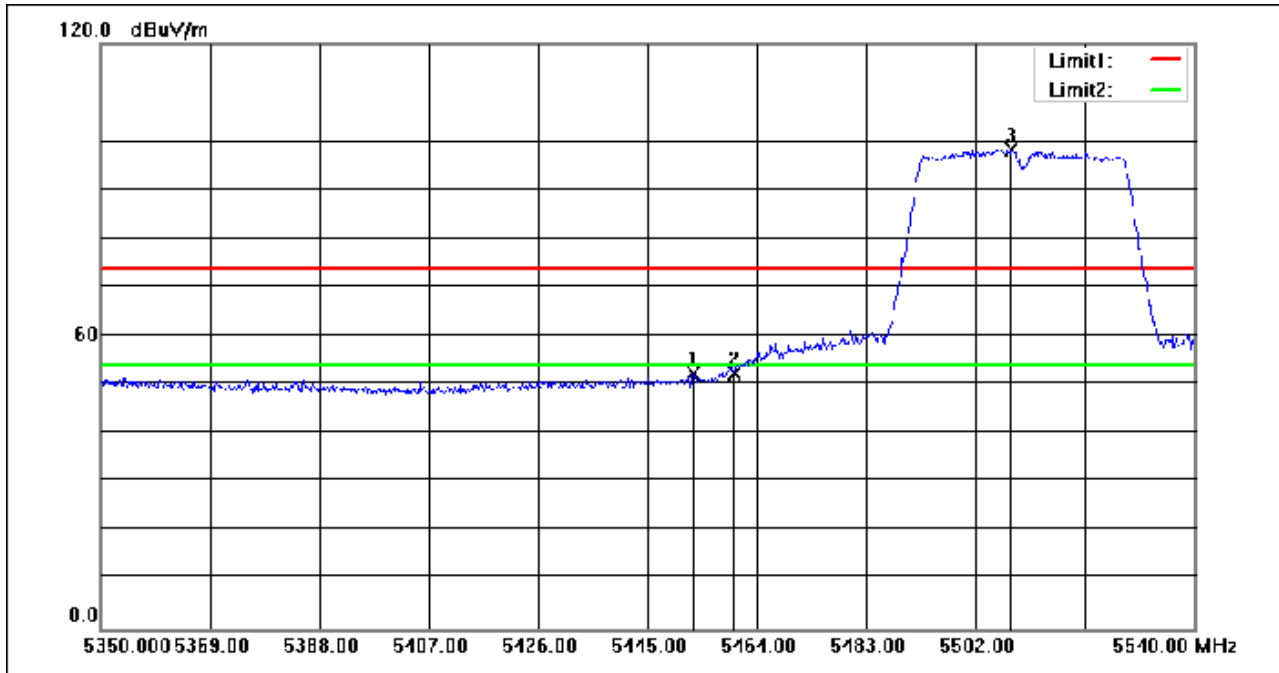
# Compliance Certification Services (Kunshan) Inc.

CCSEM-TRF-001 Rev. 02 Sep 01, 2023

Report No.: KSCR230900174504

Page: 194 of 427

Test Mode: 07; Polarity: Vertical; Modulation:802.11n; Bandwidth:40MHz; Channel:Low



No.	Frequency (MHz)	Reading (dBuV)	Correction factor(dB/m)	Result (dBuV/m)	Limit (dBuV/m)	Margin (dB)	Remark
1	5452.980	63.42	-11.02	52.40	74.00	-21.60	peak
2	5460.000	63.45	-11.02	52.43	74.00	-21.57	peak
3	5508.270	109.34	-10.95	98.39	74.00	24.39	peak

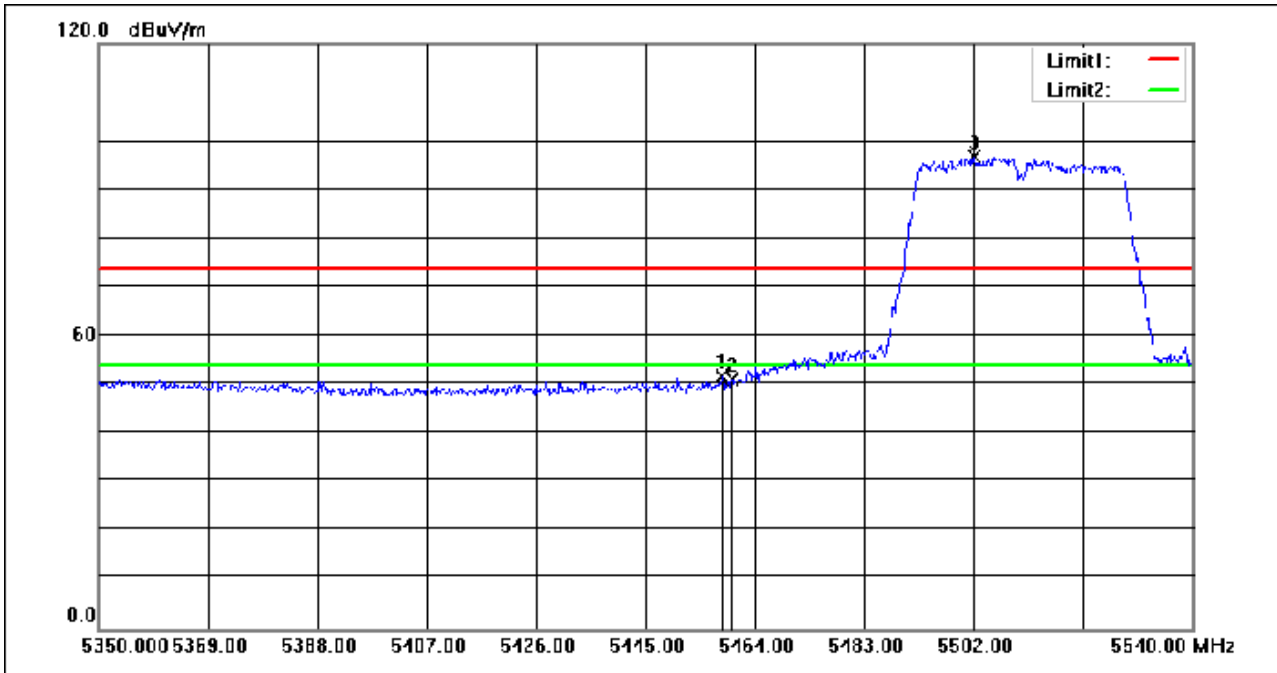
# Compliance Certification Services (Kunshan) Inc.

CCSEM-TRF-001 Rev. 02 Sep 01, 2023

Report No.: KSCR230900174504

Page: 195 of 427

Test Mode: 07; Polarity: Horizontal; Modulation:802.11ac; Bandwidth:40MHz; Channel:Low



No.	Frequency (MHz)	Reading (dBuV)	Correction factor(dB/m)	Result (dBuV/m)	Limit (dBuV/m)	Margin (dB)	Remark
1	5458.300	62.84	-11.02	51.82	74.00	-22.18	peak
2	5460.000	62.29	-11.02	51.27	74.00	-22.73	peak
3	5502.000	107.77	-10.96	96.81	74.00	22.81	peak

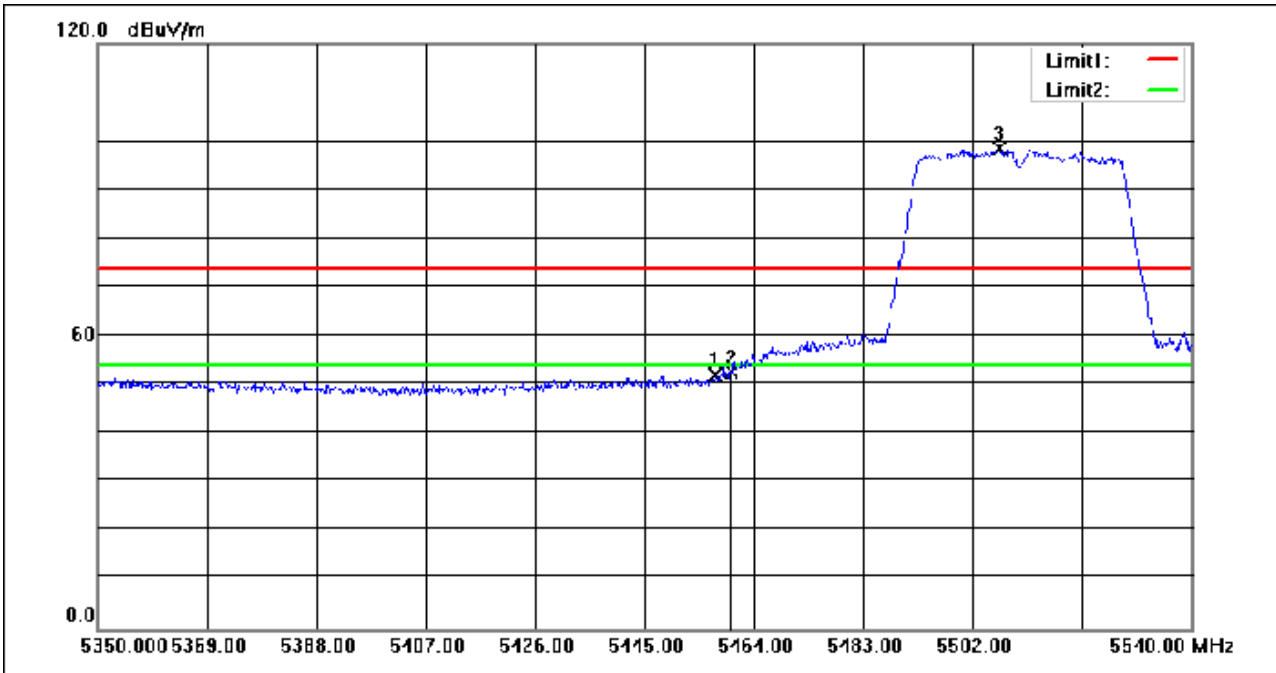
# Compliance Certification Services (Kunshan) Inc.

CCSEM-TRF-001 Rev. 02 Sep 01, 2023

Report No.: KSCR230900174504

Page: 196 of 427

Test Mode: 07; Polarity: Vertical; Modulation:802.11ac; Bandwidth:40MHz; Channel:Low



No.	Frequency (MHz)	Reading (dBuV)	Correction factor(dB/m)	Result (dBuV/m)	Limit (dBuV/m)	Margin (dB)	Remark
1	5457.350	63.06	-11.02	52.04	74.00	-21.96	peak
2	5460.000	63.61	-11.02	52.59	74.00	-21.41	peak
3	5506.750	109.52	-10.95	98.57	74.00	24.57	peak

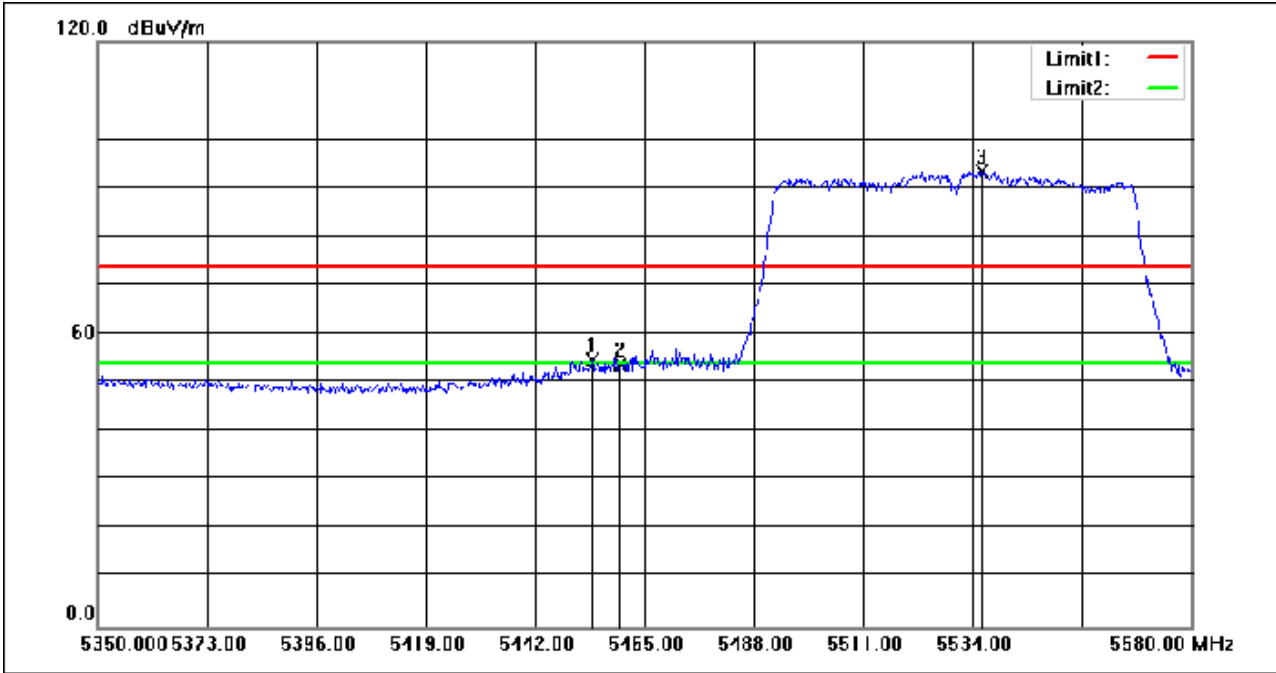
# Compliance Certification Services (Kunshan) Inc.

CCSEM-TRF-001 Rev. 02 Sep 01, 2023

Report No.: KSCR230900174504

Page: 197 of 427

Test Mode: 07; Polarity: Horizontal; Modulation:802.11ac; Bandwidth:80MHz; Channel:Low



No.	Frequency (MHz)	Reading (dBuV)	Correction factor(dB/m)	Result (dBuV/m)	Limit (dBuV/m)	Margin (dB)	Remark
1	5454.190	65.78	-11.02	54.76	74.00	-19.24	peak
2	5460.000	64.76	-11.02	53.74	74.00	-20.26	peak
3	5536.070	104.38	-10.90	93.48	74.00	19.48	peak

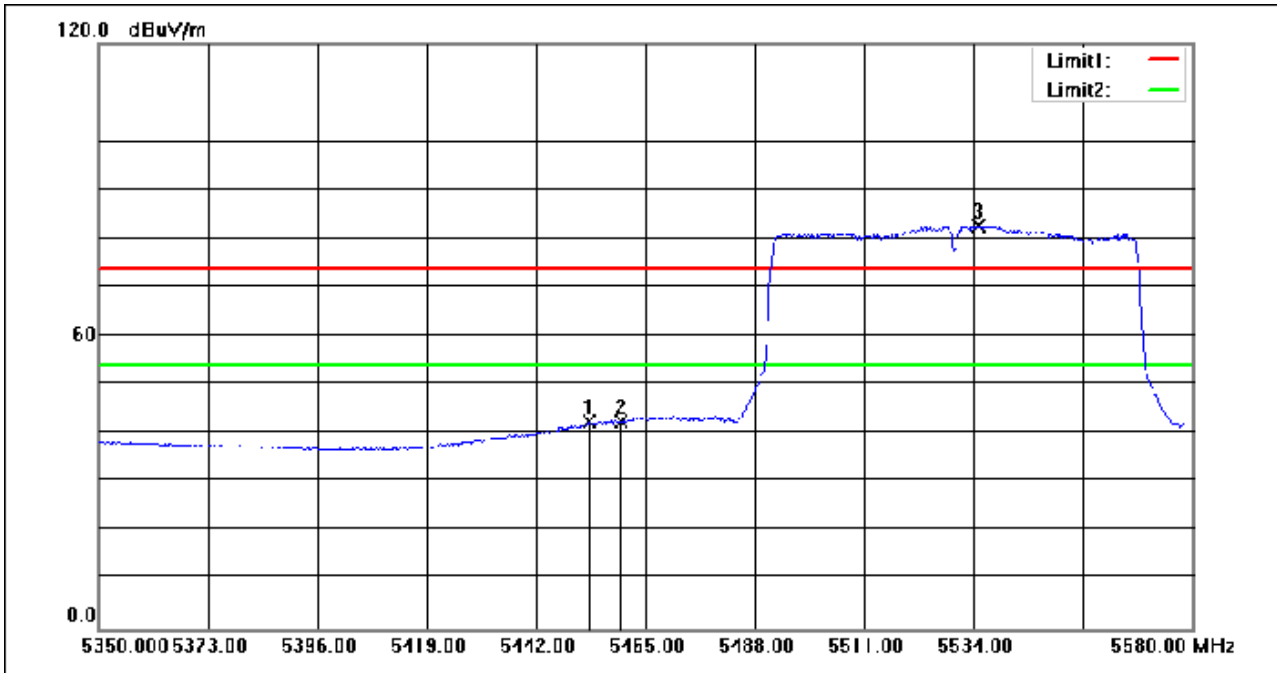
# Compliance Certification Services (Kunshan) Inc.

CCSEM-TRF-001 Rev. 02 Sep 01, 2023

Report No.: KSCR230900174504

Page: 198 of 427

Test Mode: 07; Polarity: Horizontal; Modulation:802.11ac; Bandwidth:80MHz; Channel:Low



No.	Frequency (MHz)	Reading (dBuV)	Correction factor(dB/m)	Result (dBuV/m)	Limit (dBuV/m)	Margin (dB)	Remark
1	5453.040	53.50	-11.02	42.48	54.00	-11.52	AVG
2	5460.000	53.47	-11.02	42.45	54.00	-11.55	AVG
3	5535.150	93.52	-10.91	82.61	54.00	28.61	AVG

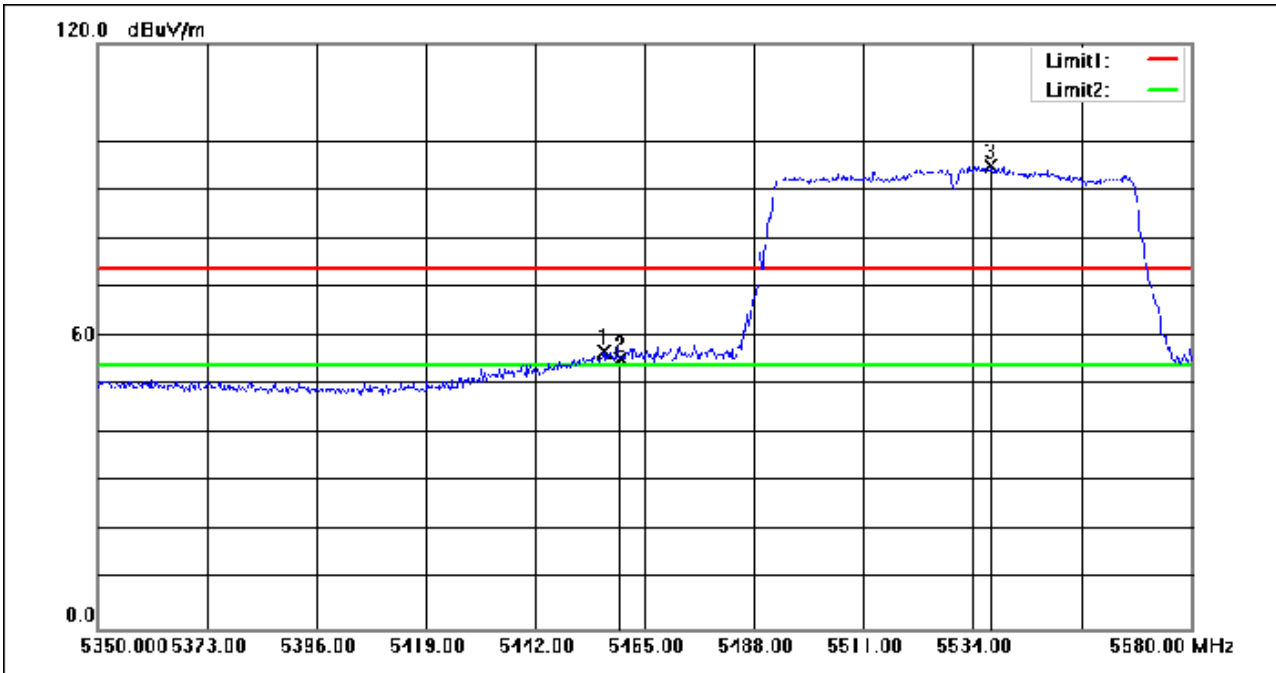
# Compliance Certification Services (Kunshan) Inc.

CCSEM-TRF-001 Rev. 02 Sep 01, 2023

Report No.: KSCR230900174504

Page: 199 of 427

Test Mode: 07; Polarity: Vertical; Modulation:802.11ac; Bandwidth:80MHz; Channel:Low



No.	Frequency (MHz)	Reading (dBuV)	Correction factor(dB/m)	Result (dBuV/m)	Limit (dBuV/m)	Margin (dB)	Remark
1	5456.490	67.95	-11.02	56.93	74.00	-17.07	peak
2	5460.000	66.45	-11.02	55.43	74.00	-18.57	peak
3	5537.910	105.86	-10.90	94.96	74.00	20.96	peak

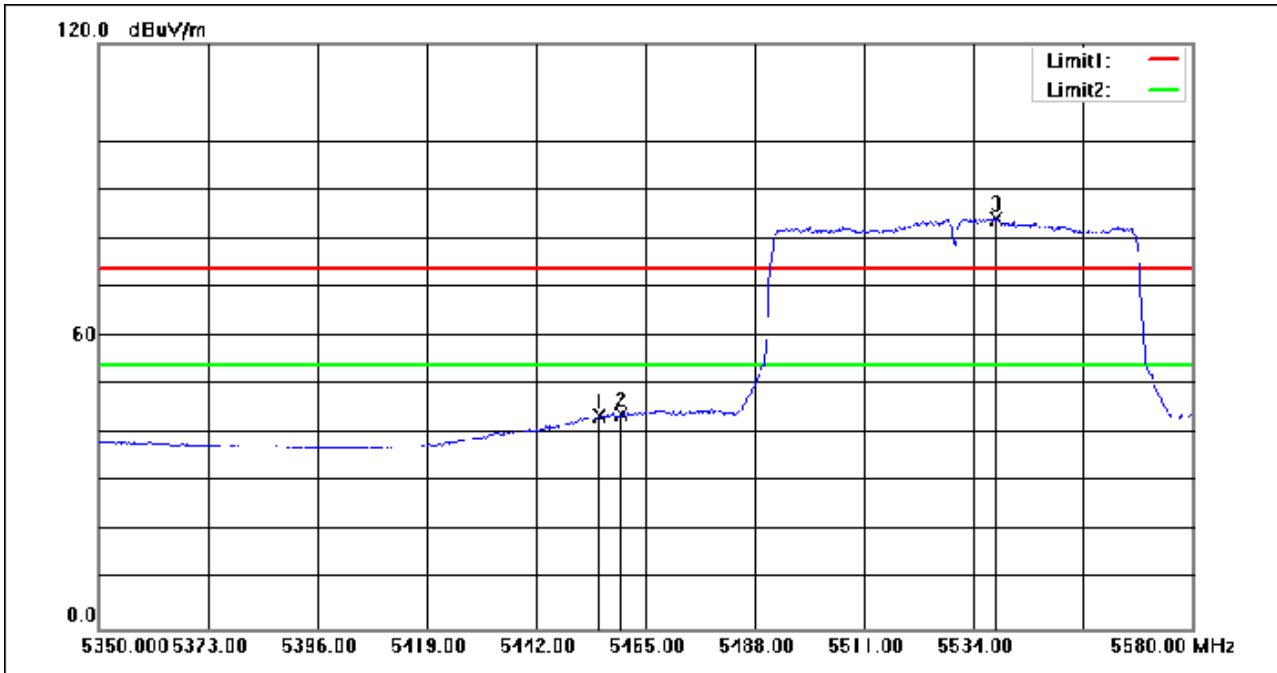
# Compliance Certification Services (Kunshan) Inc.

CCSEM-TRF-001 Rev. 02 Sep 01, 2023

Report No.: KSCR230900174504

Page: 200 of 427

Test Mode: 07; Polarity: Vertical; Modulation:802.11ac; Bandwidth:80MHz; Channel:Low



No.	Frequency (MHz)	Reading (dBuV)	Correction factor(dB/m)	Result (dBuV/m)	Limit (dBuV/m)	Margin (dB)	Remark
1	5455.340	54.62	-11.02	43.60	54.00	-10.40	AVG
2	5460.000	55.00	-11.02	43.98	54.00	-10.02	AVG
3	5538.830	95.10	-10.90	84.20	54.00	30.20	AVG



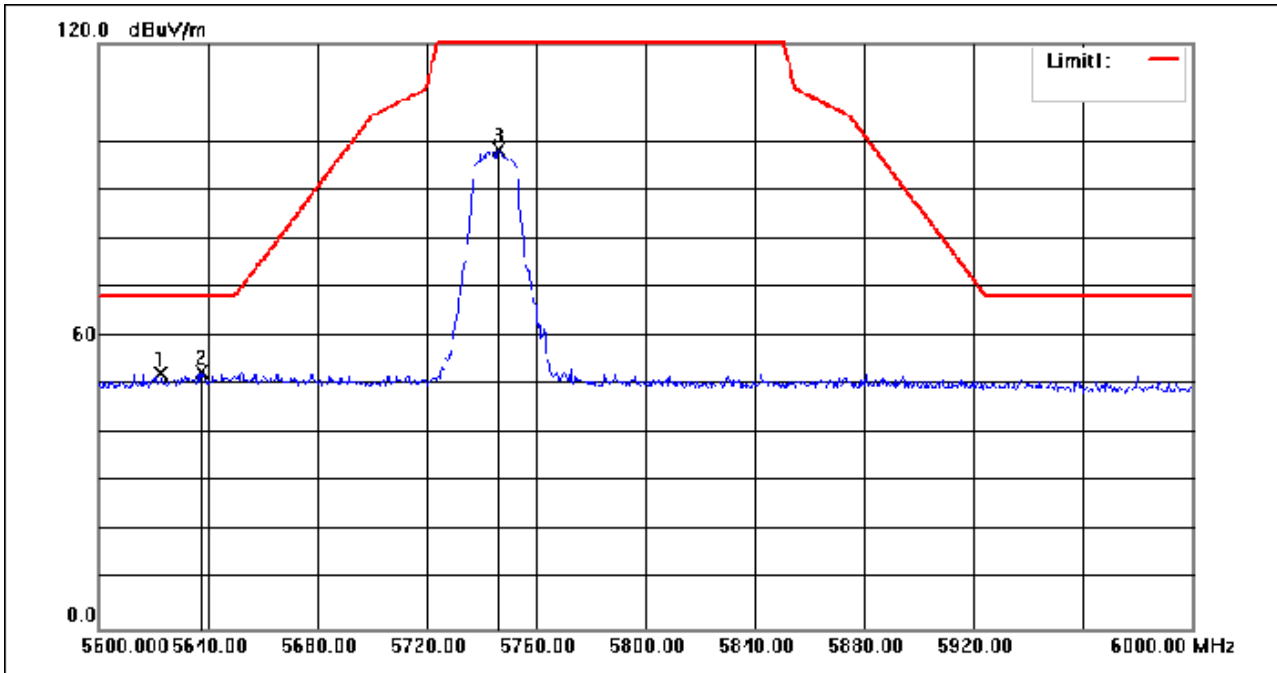
# Compliance Certification Services (Kunshan) Inc.

CCSEM-TRF-001 Rev. 02 Sep 01, 2023

Report No.: KSCR230900174504

Page: 201 of 427

Test Mode: 08; Polarity: Horizontal; Modulation:802.11a; Bandwidth:20MHz; Channel:Low



No.	Frequency (MHz)	Reading (dBuV)	Correction factor(dB/m)	Result (dBuV/m)	Limit (dBuV/m)	Margin (dB)	Remark
1	5622.800	63.17	-10.76	52.41	68.20	-15.79	peak
2	5637.600	63.38	-10.73	52.65	68.20	-15.55	peak
3	5746.400	108.63	-10.49	98.14	135.00	-36.86	peak

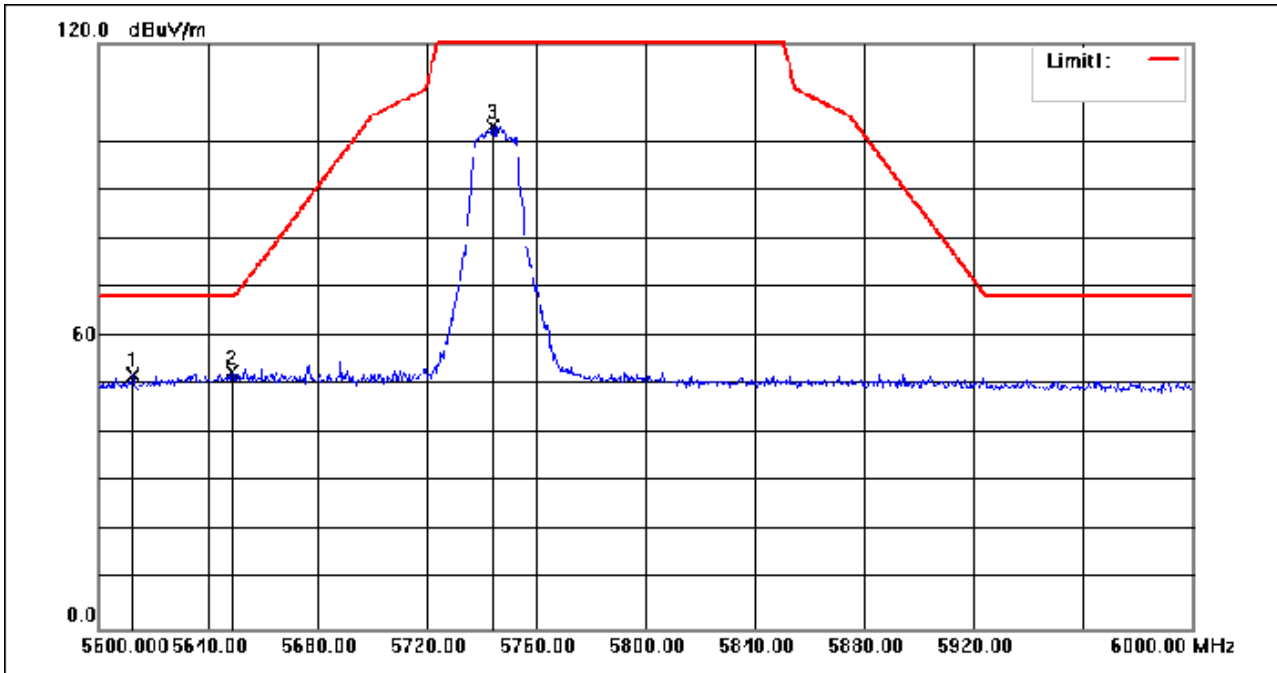
## Compliance Certification Services (Kunshan) Inc.

CCSEM-TRF-001 Rev. 02 Sep 01, 2023

Report No.: KSCR230900174504

Page: 202 of 427

Test Mode: 08; Polarity: Vertical; Modulation:802.11a; Bandwidth:20MHz; Channel:Low



No.	Frequency (MHz)	Reading (dBuV)	Correction factor(dB/m)	Result (dBuV/m)	Limit (dBuV/m)	Margin (dB)	Remark
1	5612.400	62.84	-10.77	52.07	68.20	-16.13	peak
2	5648.800	63.24	-10.70	52.54	68.20	-15.66	peak
3	5744.000	113.63	-10.49	103.14	135.00	-31.86	peak

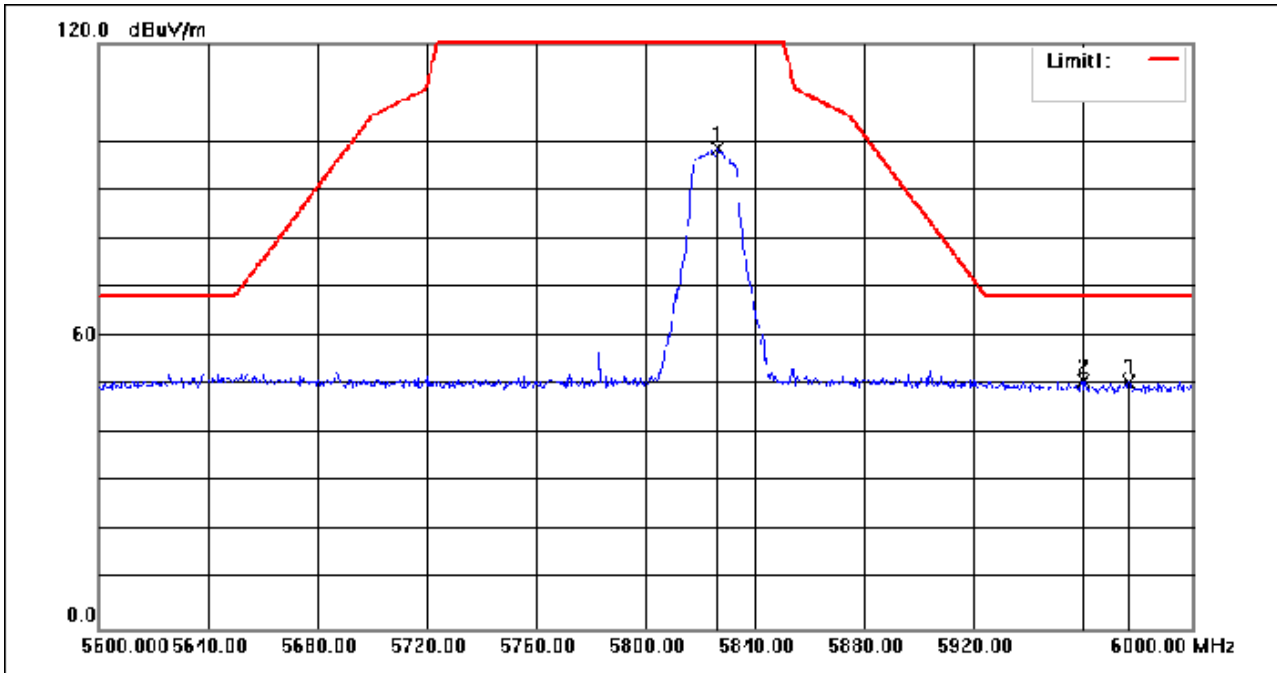
# Compliance Certification Services (Kunshan) Inc.

CCSEM-TRF-001 Rev. 02 Sep 01, 2023

Report No.: KSCR230900174504

Page: 203 of 427

Test Mode: 08; Polarity: Horizontal; Modulation:802.11a; Bandwidth:20MHz; Channel:High



No.	Frequency (MHz)	Reading (dBuV)	Correction factor(dB/m)	Result (dBuV/m)	Limit (dBuV/m)	Margin (dB)	Remark
1	5826.400	108.78	-10.23	98.55	135.00	-36.45	peak
2	5960.000	61.36	-10.57	50.79	68.20	-17.41	peak
3	5976.800	61.25	-10.64	50.61	68.20	-17.59	peak

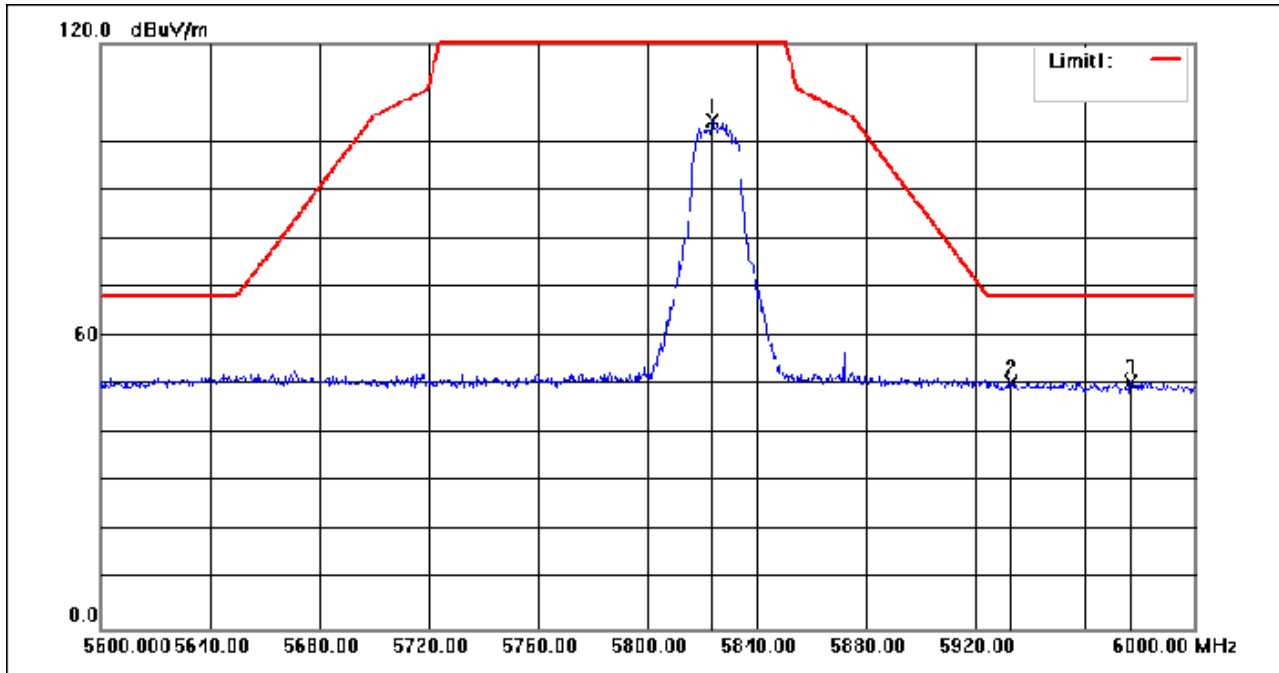
# Compliance Certification Services (Kunshan) Inc.

CCSEM-TRF-001 Rev. 02 Sep 01, 2023

Report No.: KSCR230900174504

Page: 204 of 427

Test Mode: 08; Polarity: Vertical; Modulation:802.11a; Bandwidth:20MHz; Channel:High



No.	Frequency (MHz)	Reading (dBuV)	Correction factor(dB/m)	Result (dBuV/m)	Limit (dBuV/m)	Margin (dB)	Remark
1	5823.600	114.53	-10.23	104.30	135.00	-30.70	peak
2	5933.200	61.03	-10.47	50.56	68.20	-17.64	peak
3	5976.800	61.27	-10.64	50.63	68.20	-17.57	peak

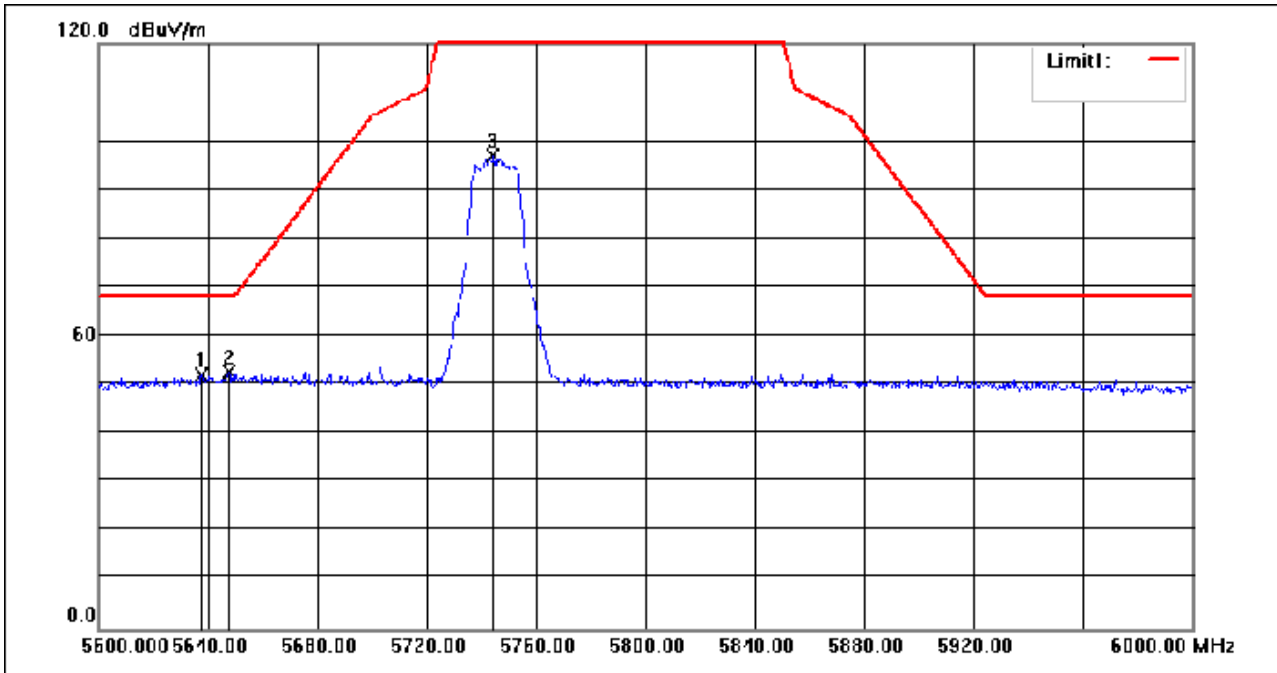
# Compliance Certification Services (Kunshan) Inc.

CCSEM-TRF-001 Rev. 02 Sep 01, 2023

Report No.: KSCR230900174504

Page: 205 of 427

Test Mode: 08; Polarity: Horizontal; Modulation:802.11n; Bandwidth:20MHz; Channel:Low



No.	Frequency (MHz)	Reading (dBuV)	Correction factor(dB/m)	Result (dBuV/m)	Limit (dBuV/m)	Margin (dB)	Remark
1	5637.600	62.69	-10.73	51.96	68.20	-16.24	peak
2	5647.600	63.29	-10.70	52.59	68.20	-15.61	peak
3	5744.400	107.45	-10.49	96.96	135.00	-38.04	peak

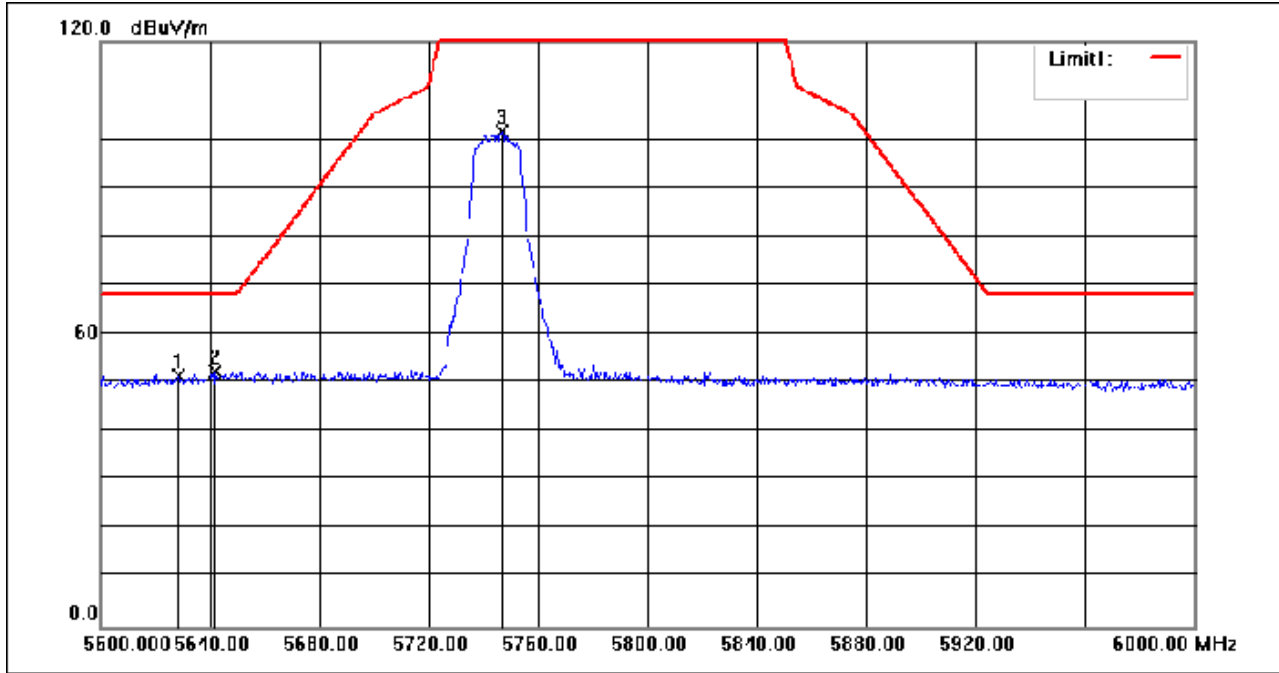
# Compliance Certification Services (Kunshan) Inc.

CCSEM-TRF-001 Rev. 02 Sep 01, 2023

Report No.: KSCR230900174504

Page: 206 of 427

Test Mode: 08; Polarity: Vertical; Modulation:802.11n; Bandwidth:20MHz; Channel:Low



No.	Frequency (MHz)	Reading (dBuV)	Correction factor(dB/m)	Result (dBuV/m)	Limit (dBuV/m)	Margin (dB)	Remark
1	5628.400	62.09	-10.74	51.35	68.20	-16.85	peak
2	5642.000	63.09	-10.72	52.37	68.20	-15.83	peak
3	5746.800	111.95	-10.49	101.46	135.00	-33.54	peak

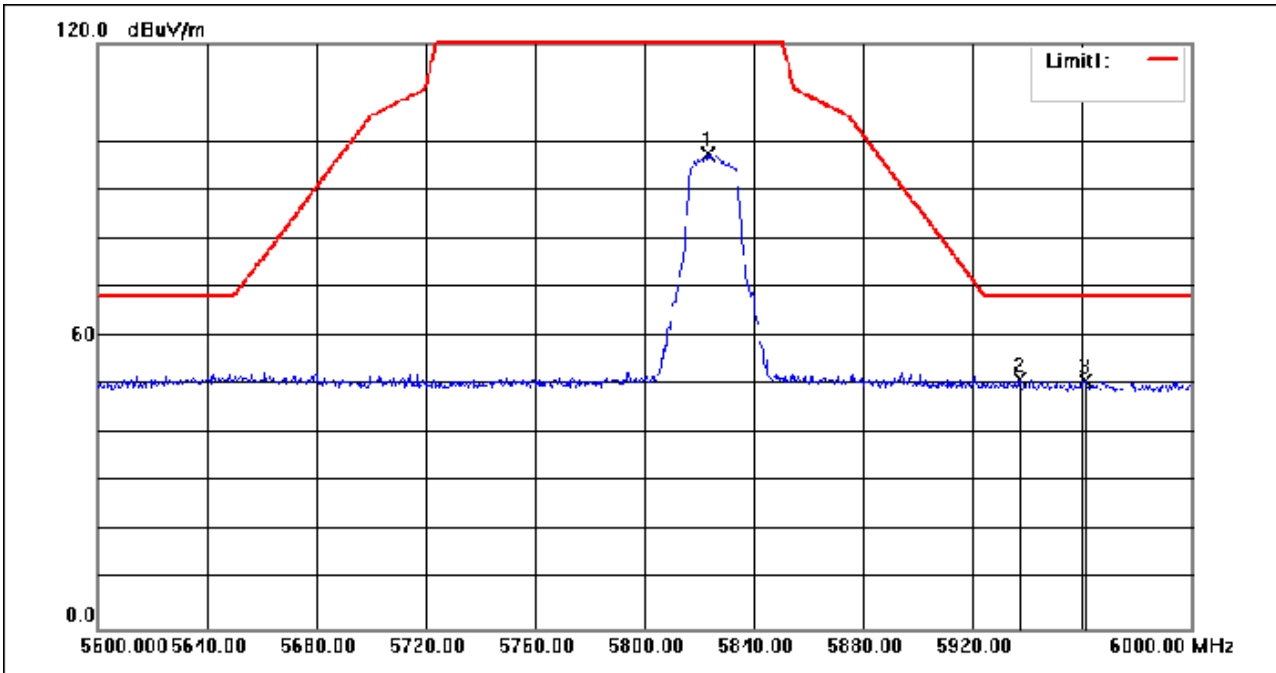
# Compliance Certification Services (Kunshan) Inc.

CCSEM-TRF-001 Rev. 02 Sep 01, 2023

Report No.: KSCR230900174504

Page: 207 of 427

Test Mode: 08; Polarity: Horizontal; Modulation:802.11n; Bandwidth:20MHz; Channel:High



No.	Frequency (MHz)	Reading (dBuV)	Correction factor(dB/m)	Result (dBuV/m)	Limit (dBuV/m)	Margin (dB)	Remark
1	5823.200	107.67	-10.23	97.44	135.00	-37.56	peak
2	5937.200	61.71	-10.48	51.23	68.20	-16.97	peak
3	5961.200	61.58	-10.58	51.00	68.20	-17.20	peak

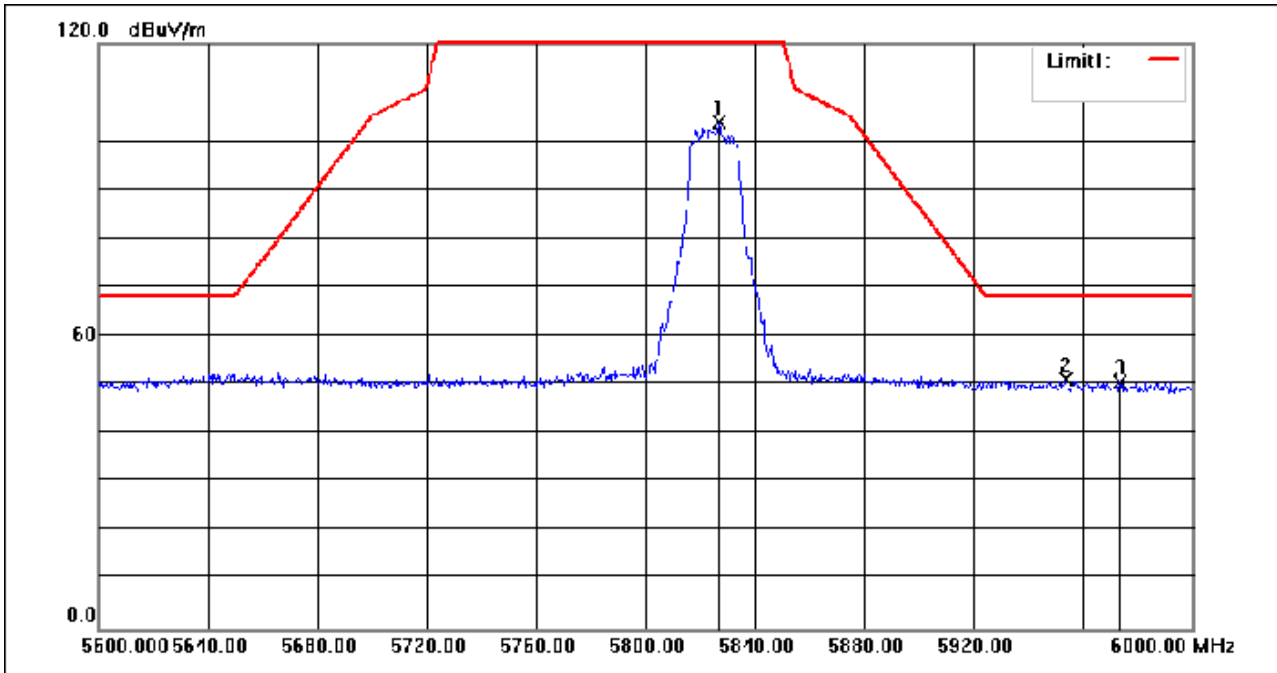
# Compliance Certification Services (Kunshan) Inc.

CCSEM-TRF-001 Rev. 02 Sep 01, 2023

Report No.: KSCR230900174504

Page: 208 of 427

Test Mode: 08; Polarity: Vertical; Modulation:802.11n; Bandwidth:20MHz; Channel:High



No.	Frequency (MHz)	Reading (dBuV)	Correction factor(dB/m)	Result (dBuV/m)	Limit (dBuV/m)	Margin (dB)	Remark
1	5826.800	114.06	-10.22	103.84	135.00	-31.16	peak
2	5953.600	61.57	-10.55	51.02	68.20	-17.18	peak
3	5973.600	61.19	-10.62	50.57	68.20	-17.63	peak



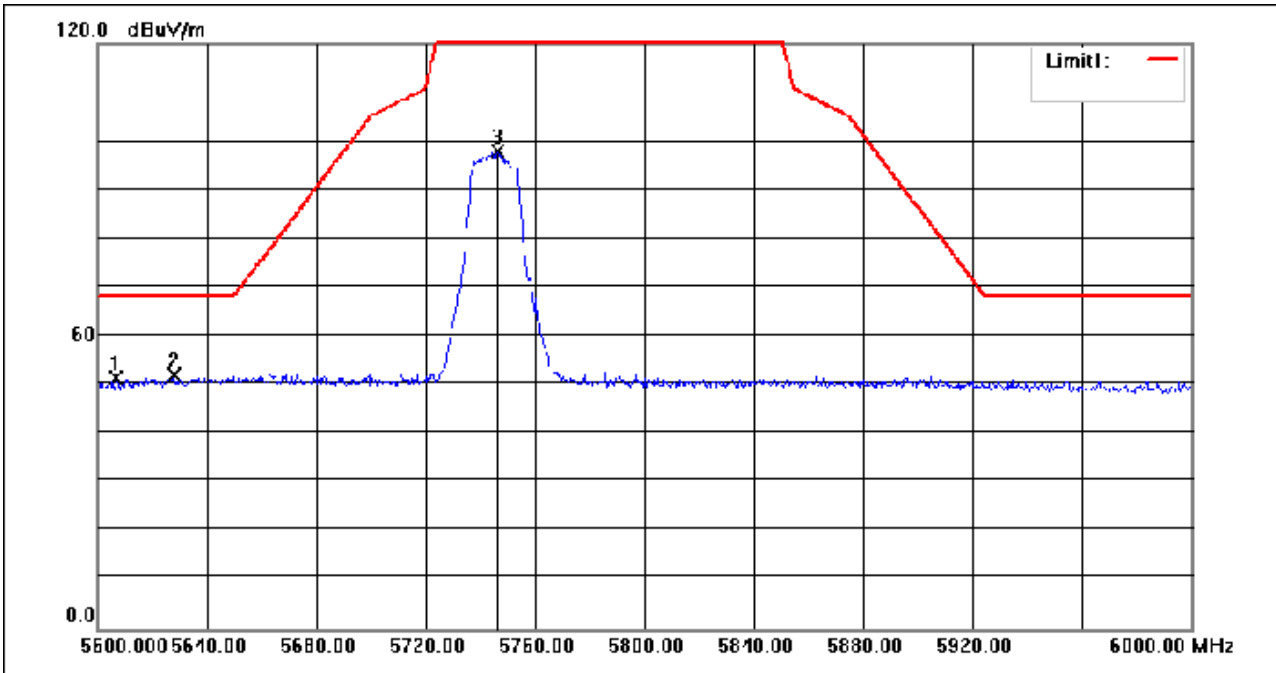
# Compliance Certification Services (Kunshan) Inc.

CCSEM-TRF-001 Rev. 02 Sep 01, 2023

Report No.: KSCR230900174504

Page: 209 of 427

Test Mode: 08; Polarity: Horizontal; Modulation:802.11ac; Bandwidth:20MHz; Channel:Low



No.	Frequency (MHz)	Reading (dBuV)	Correction factor(dB/m)	Result (dBuV/m)	Limit (dBuV/m)	Margin (dB)	Remark
1	5606.800	62.34	-10.78	51.56	68.20	-16.64	peak
2	5628.000	62.79	-10.74	52.05	68.20	-16.15	peak
3	5746.400	108.31	-10.49	97.82	135.00	-37.18	peak

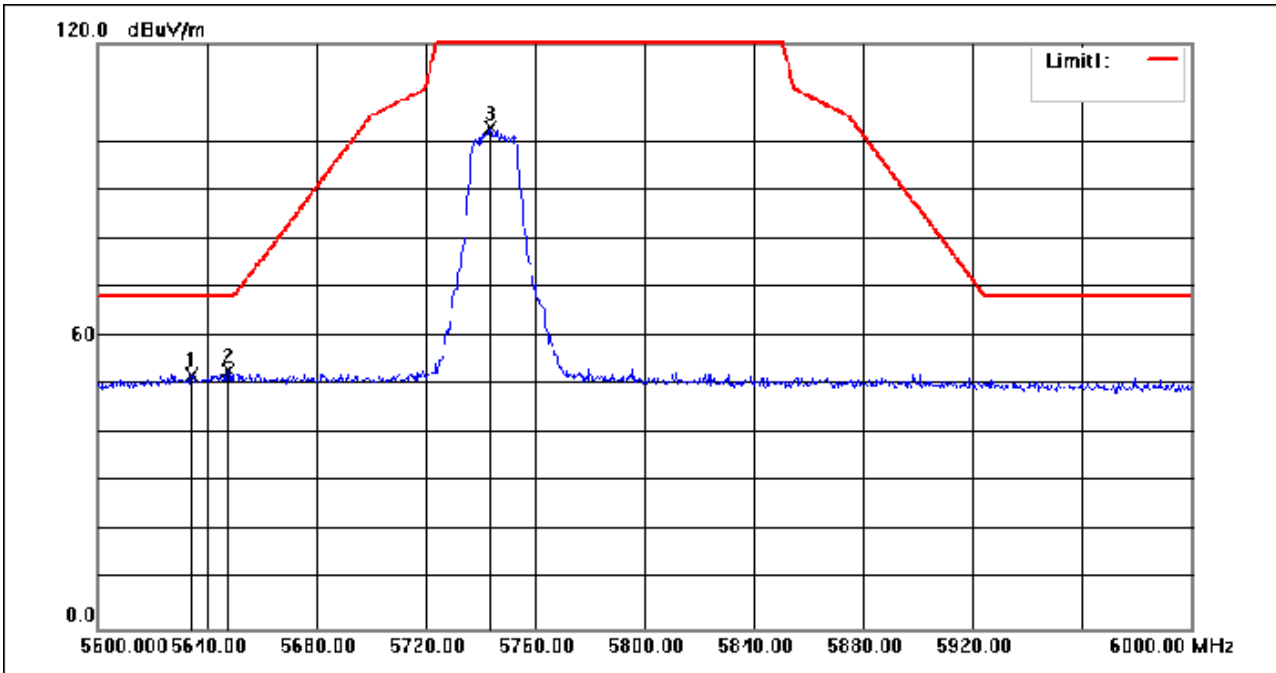
# Compliance Certification Services (Kunshan) Inc.

CCSEM-TRF-001 Rev. 02 Sep 01, 2023

Report No.: KSCR230900174504

Page: 210 of 427

Test Mode: 08; Polarity: Vertical; Modulation:802.11ac; Bandwidth:20MHz; Channel:Low



No.	Frequency (MHz)	Reading (dBuV)	Correction factor(dB/m)	Result (dBuV/m)	Limit (dBuV/m)	Margin (dB)	Remark
1	5634.400	62.74	-10.73	52.01	68.20	-16.19	peak
2	5647.600	63.52	-10.70	52.82	68.20	-15.38	peak
3	5743.600	113.11	-10.49	102.62	135.00	-32.38	peak

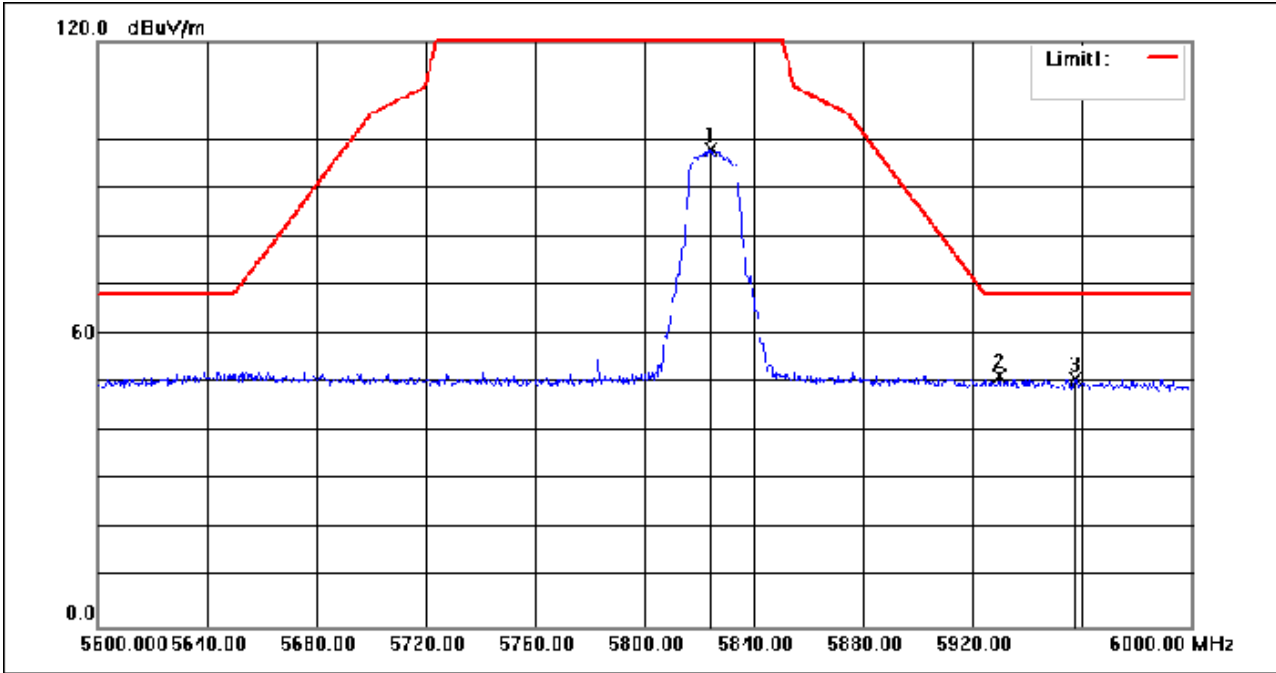
# Compliance Certification Services (Kunshan) Inc.

CCSEM-TRF-001 Rev. 02 Sep 01, 2023

Report No.: KSCR230900174504

Page: 211 of 427

Test Mode: 08; Polarity: Horizontal; Modulation:802.11ac; Bandwidth:20MHz; Channel:High



No.	Frequency (MHz)	Reading (dBuV)	Correction factor(dB/m)	Result (dBuV/m)	Limit (dBuV/m)	Margin (dB)	Remark
1	5824.000	108.17	-10.23	97.94	135.00	-37.06	peak
2	5930.000	61.96	-10.46	51.50	68.20	-16.70	peak
3	5957.600	61.41	-10.56	50.85	68.20	-17.35	peak

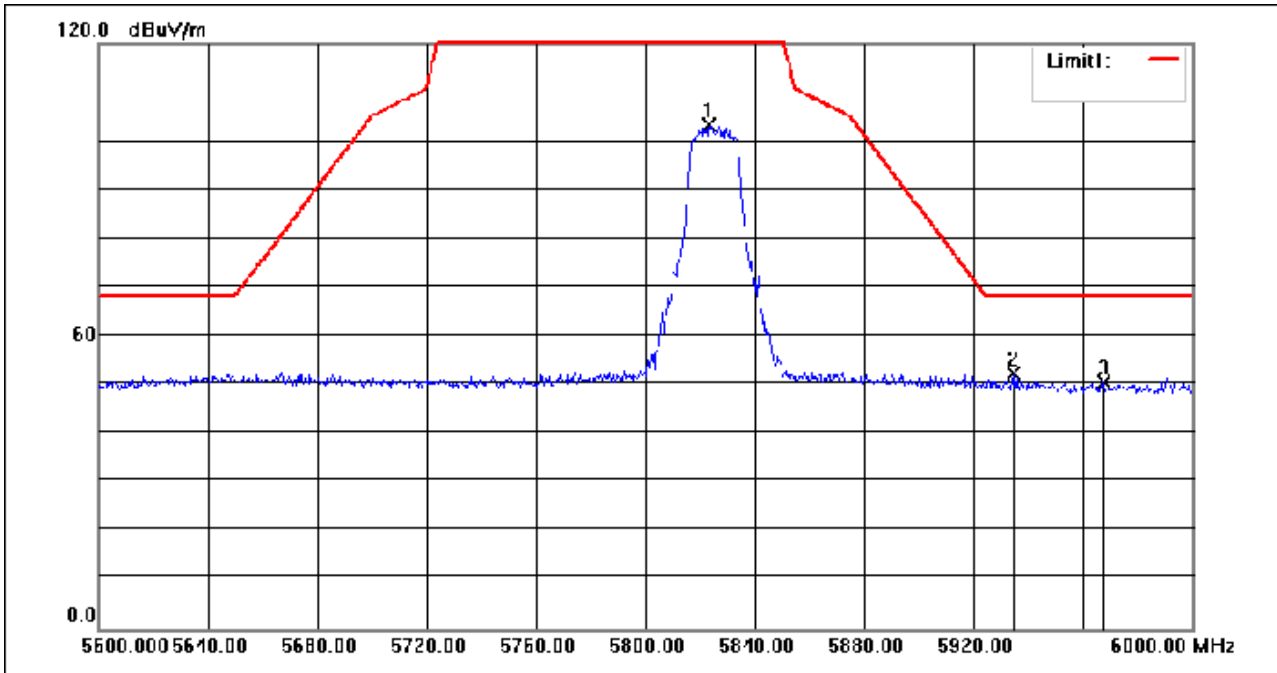
# Compliance Certification Services (Kunshan) Inc.

CCSEM-TRF-001 Rev. 02 Sep 01, 2023

Report No.: KSCR230900174504

Page: 212 of 427

Test Mode: 08; Polarity: Vertical; Modulation:802.11ac; Bandwidth:20MHz; Channel:High



No.	Frequency (MHz)	Reading (dBuV)	Correction factor(dB/m)	Result (dBuV/m)	Limit (dBuV/m)	Margin (dB)	Remark
1	5823.200	113.44	-10.23	103.21	135.00	-31.79	peak
2	5934.400	62.81	-10.47	52.34	68.20	-15.86	peak
3	5967.600	61.10	-10.60	50.50	68.20	-17.70	peak

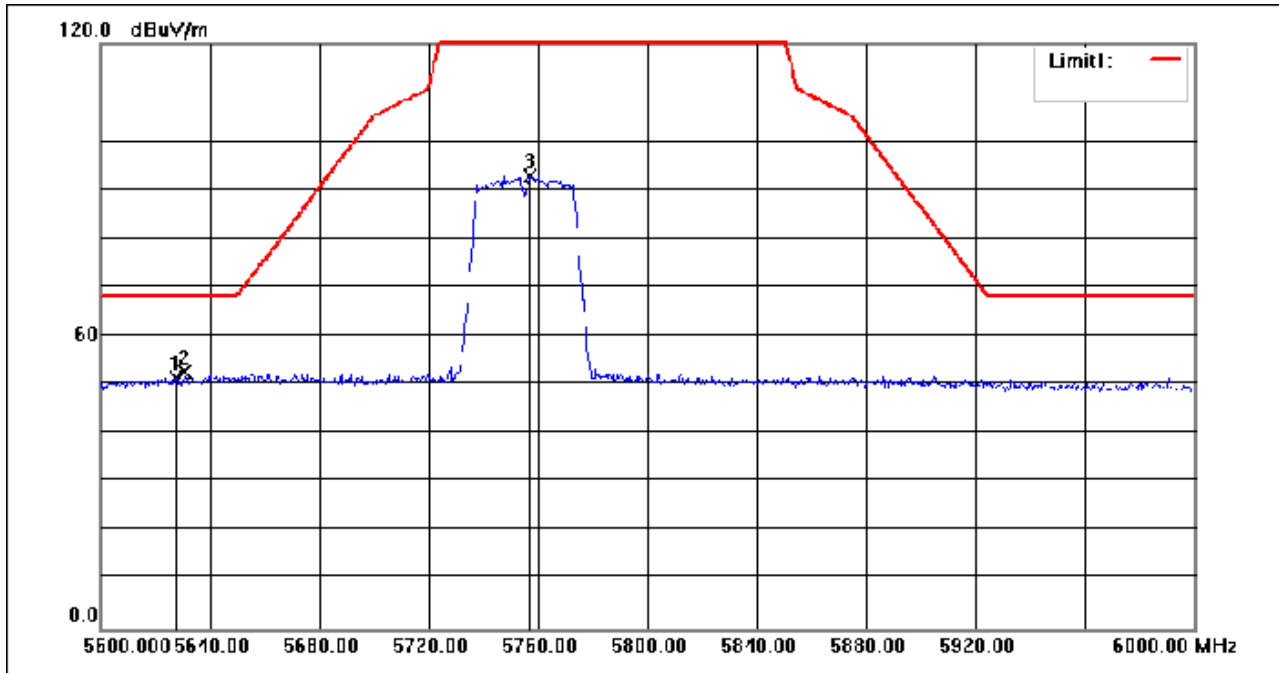
# Compliance Certification Services (Kunshan) Inc.

CCSEM-TRF-001 Rev. 02 Sep 01, 2023

Report No.: KSCR230900174504

Page: 213 of 427

Test Mode: 08; Polarity: Horizontal; Modulation:802.11n; Bandwidth:40MHz; Channel:Low



No.	Frequency (MHz)	Reading (dBuV)	Correction factor(dB/m)	Result (dBuV/m)	Limit (dBuV/m)	Margin (dB)	Remark
1	5627.600	62.32	-10.74	51.58	68.20	-16.62	peak
2	5630.800	63.48	-10.73	52.75	68.20	-15.45	peak
3	5757.200	103.42	-10.45	92.97	135.00	-42.03	peak

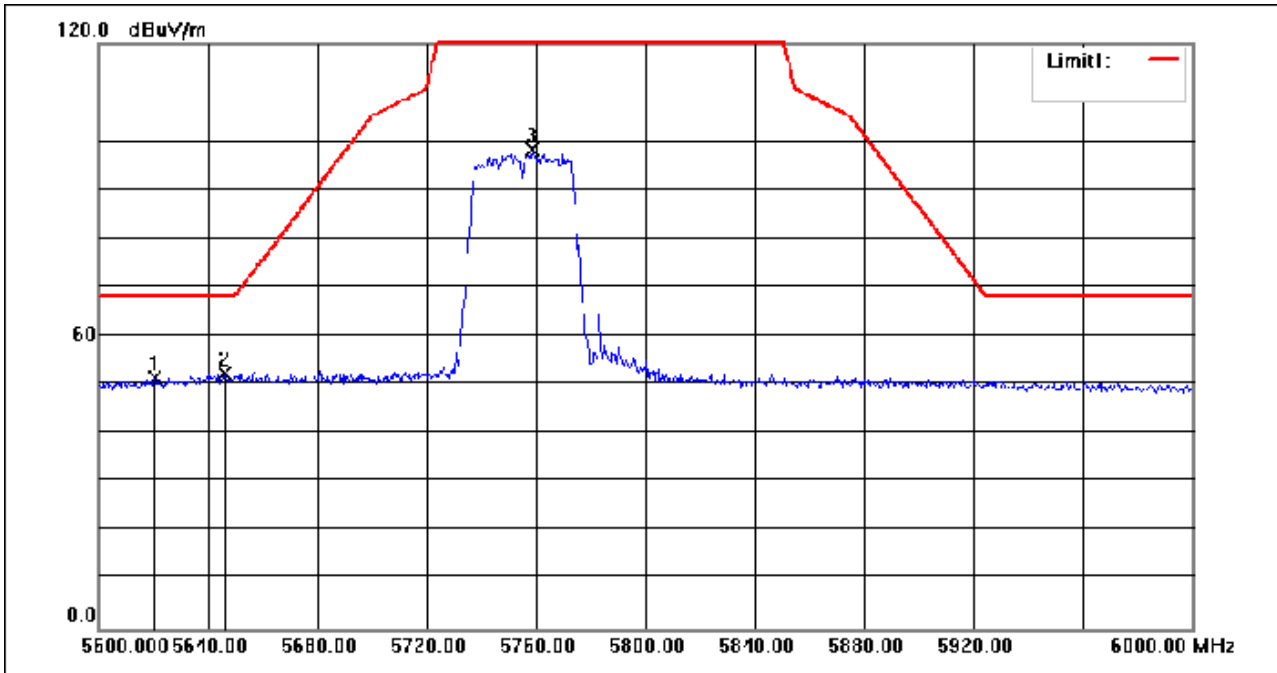
# Compliance Certification Services (Kunshan) Inc.

CCSEM-TRF-001 Rev. 02 Sep 01, 2023

Report No.: KSCR230900174504

Page: 214 of 427

Test Mode: 08; Polarity: Vertical; Modulation:802.11n; Bandwidth:40MHz; Channel:Low



No.	Frequency (MHz)	Reading (dBuV)	Correction factor(dB/m)	Result (dBuV/m)	Limit (dBuV/m)	Margin (dB)	Remark
1	5620.400	62.20	-10.76	51.44	68.20	-16.76	peak
2	5646.000	63.13	-10.70	52.43	68.20	-15.77	peak
3	5758.400	108.65	-10.45	98.20	135.00	-36.80	peak

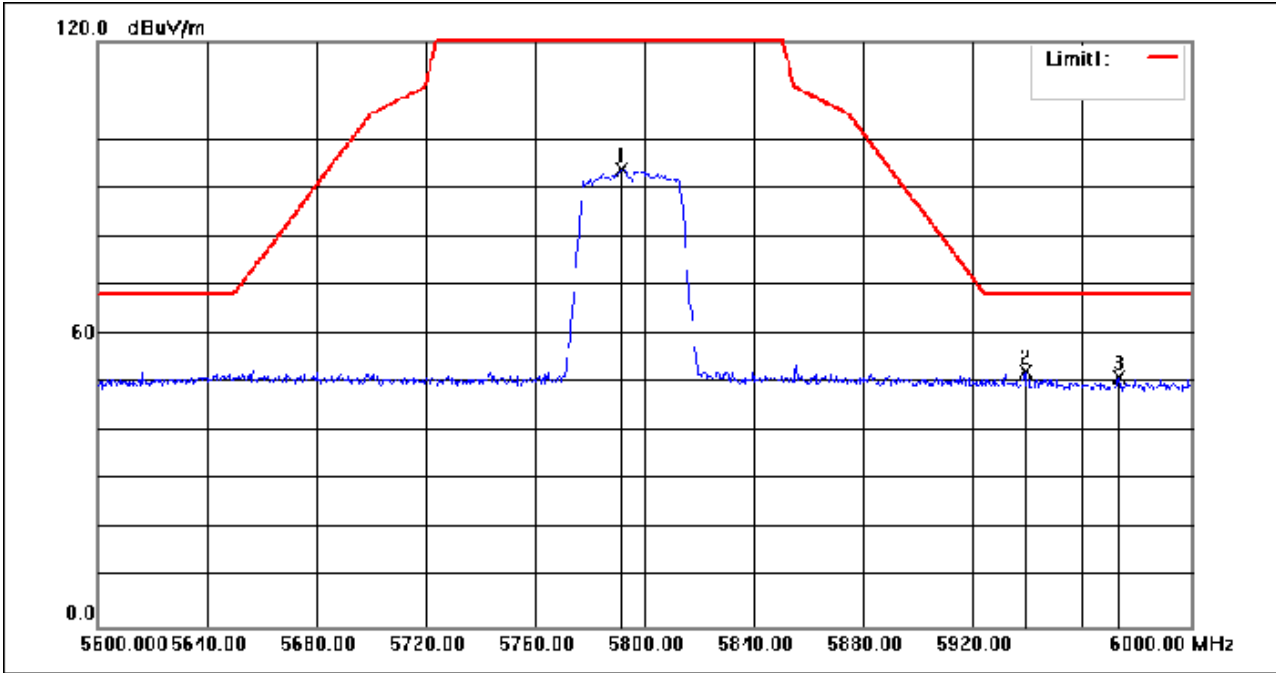
# Compliance Certification Services (Kunshan) Inc.

CCSEM-TRF-001 Rev. 02 Sep 01, 2023

Report No.: KSCR230900174504

Page: 215 of 427

Test Mode: 08; Polarity: Horizontal; Modulation:802.11n; Bandwidth:40MHz; Channel:High



No.	Frequency (MHz)	Reading (dBuV)	Correction factor(dB/m)	Result (dBuV/m)	Limit (dBuV/m)	Margin (dB)	Remark
1	5791.600	104.04	-10.34	93.70	135.00	-41.30	peak
2	5939.200	62.70	-10.49	52.21	68.20	-15.99	peak
3	5973.600	61.66	-10.62	51.04	68.20	-17.16	peak

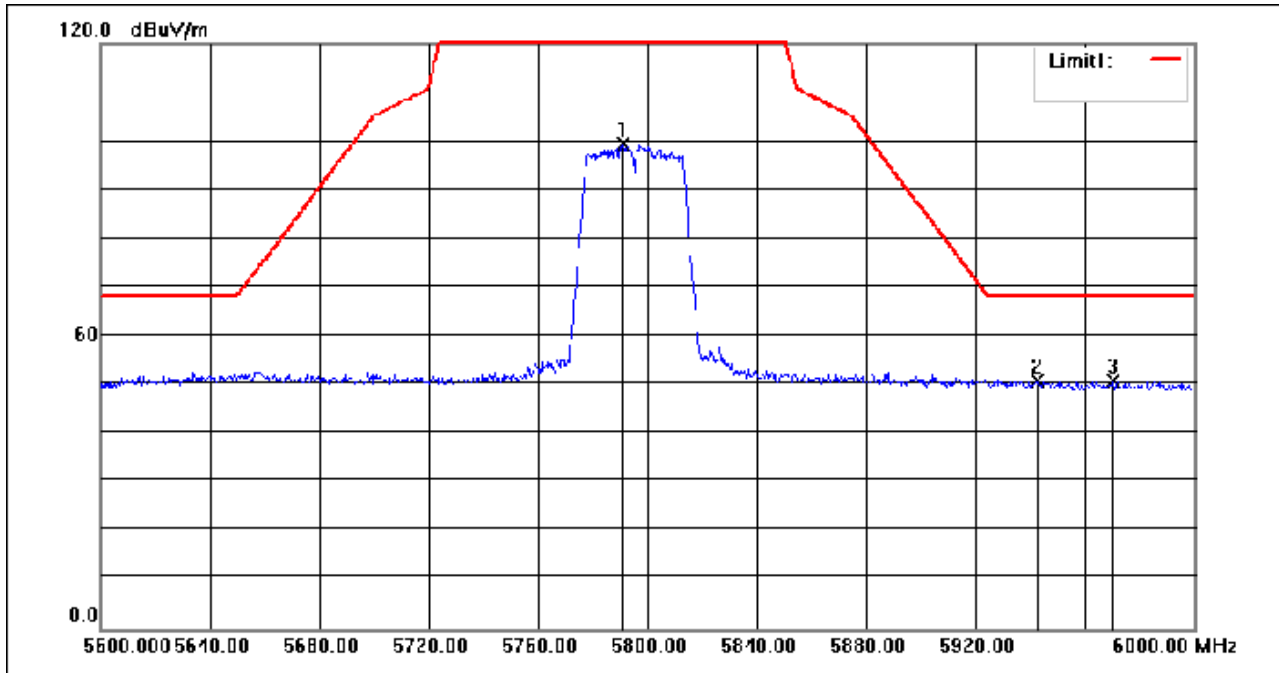
# Compliance Certification Services (Kunshan) Inc.

CCSEM-TRF-001 Rev. 02 Sep 01, 2023

Report No.: KSCR230900174504

Page: 216 of 427

Test Mode: 08; Polarity: Vertical; Modulation:802.11n; Bandwidth:40MHz; Channel:High



No.	Frequency (MHz)	Reading (dBuV)	Correction factor(dB/m)	Result (dBuV/m)	Limit (dBuV/m)	Margin (dB)	Remark
1	5791.200	109.80	-10.34	99.46	135.00	-35.54	peak
2	5942.400	61.28	-10.50	50.78	68.20	-17.42	peak
3	5970.400	61.45	-10.62	50.83	68.20	-17.37	peak



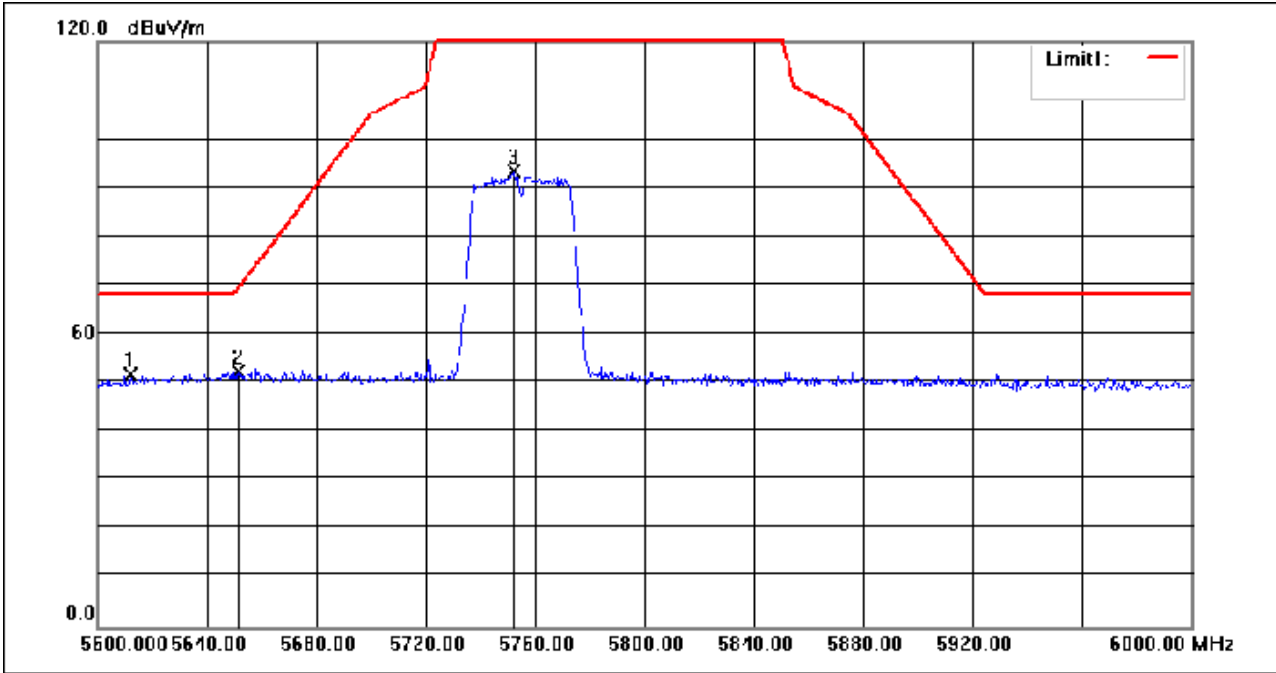
# Compliance Certification Services (Kunshan) Inc.

CCSEM-TRF-001 Rev. 02 Sep 01, 2023

Report No.: KSCR230900174504

Page: 217 of 427

Test Mode: 08; Polarity: Horizontal; Modulation:802.11ac; Bandwidth:40MHz; Channel:Low



No.	Frequency (MHz)	Reading (dBuV)	Correction factor(dB/m)	Result (dBuV/m)	Limit (dBuV/m)	Margin (dB)	Remark
1	5612.000	62.46	-10.77	51.69	68.20	-16.51	peak
2	5651.200	62.94	-10.70	52.24	69.09	-16.85	peak
3	5752.400	103.86	-10.47	93.39	135.00	-41.61	peak

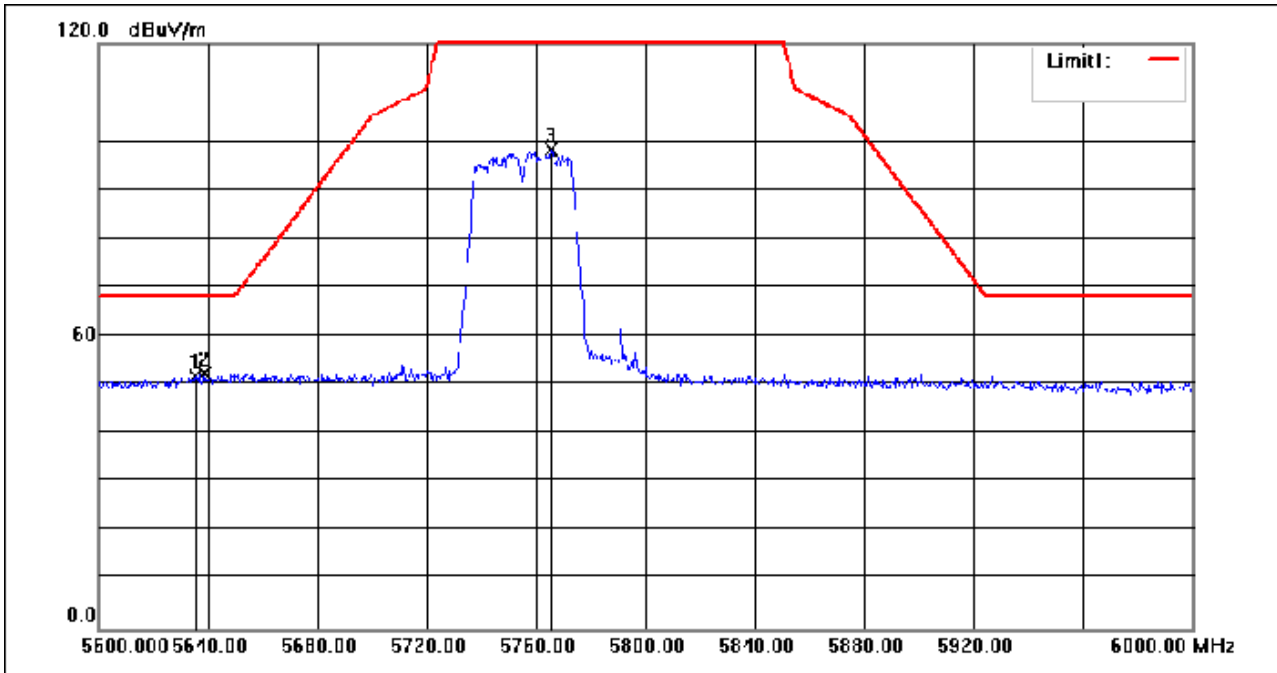
# Compliance Certification Services (Kunshan) Inc.

CCSEM-TRF-001 Rev. 02 Sep 01, 2023

Report No.: KSCR230900174504

Page: 218 of 427

Test Mode: 08; Polarity: Vertical; Modulation:802.11ac; Bandwidth:40MHz; Channel:Low



No.	Frequency (MHz)	Reading (dBuV)	Correction factor(dB/m)	Result (dBuV/m)	Limit (dBuV/m)	Margin (dB)	Remark
1	5635.600	62.55	-10.73	51.82	68.20	-16.38	peak
2	5638.800	62.95	-10.72	52.23	68.20	-15.97	peak
3	5765.600	108.62	-10.42	98.20	135.00	-36.80	peak

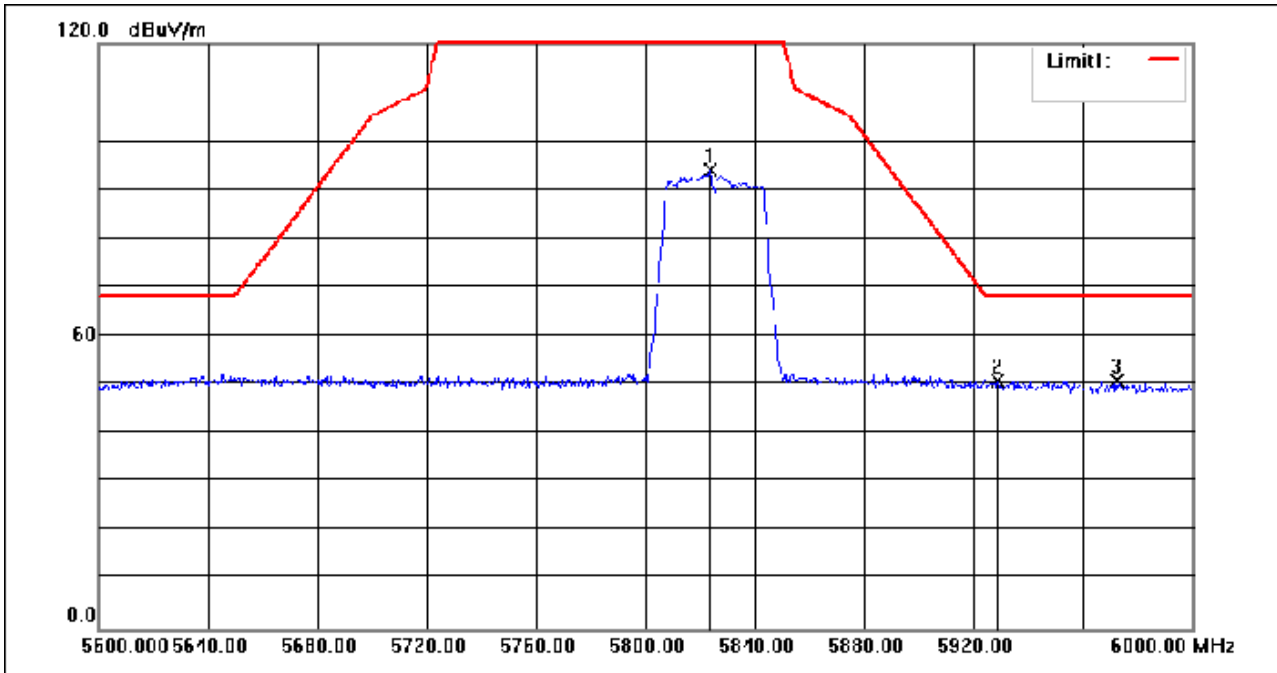
# Compliance Certification Services (Kunshan) Inc.

CCSEM-TRF-001 Rev. 02 Sep 01, 2023

Report No.: KSCR230900174504

Page: 219 of 427

Test Mode: 08; Polarity: Horizontal; Modulation:802.11ac; Bandwidth:40MHz; Channel:High



No.	Frequency (MHz)	Reading (dBuV)	Correction factor(dB/m)	Result (dBuV/m)	Limit (dBuV/m)	Margin (dB)	Remark
1	5823.600	104.29	-10.23	94.06	135.00	-40.94	peak
2	5928.800	61.43	-10.45	50.98	68.20	-17.22	peak
3	5972.400	61.43	-10.62	50.81	68.20	-17.39	peak

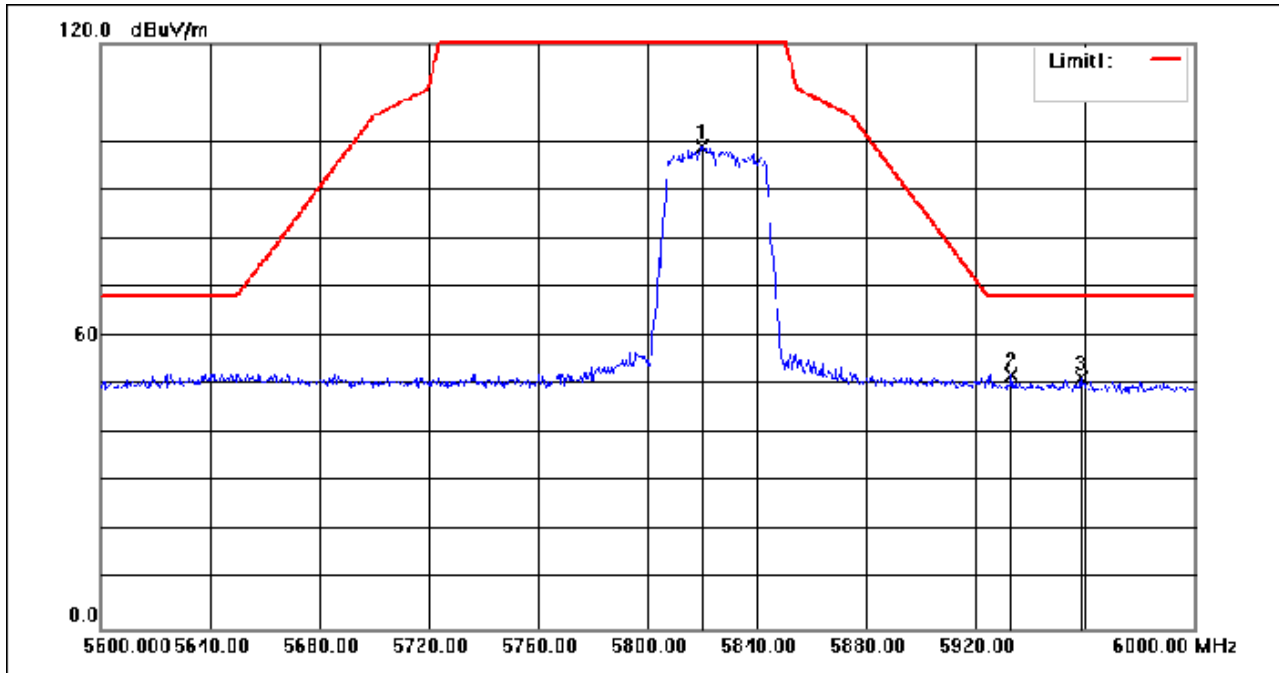
# Compliance Certification Services (Kunshan) Inc.

CCSEM-TRF-001 Rev. 02 Sep 01, 2023

Report No.: KSCR230900174504

Page: 220 of 427

Test Mode: 08; Polarity: Vertical; Modulation:802.11ac; Bandwidth:40MHz; Channel:High



No.	Frequency (MHz)	Reading (dBuV)	Correction factor(dB/m)	Result (dBuV/m)	Limit (dBuV/m)	Margin (dB)	Remark
1	5820.000	108.97	-10.25	98.72	135.00	-36.28	peak
2	5933.200	62.42	-10.47	51.95	68.20	-16.25	peak
3	5958.400	61.93	-10.56	51.37	68.20	-16.83	peak

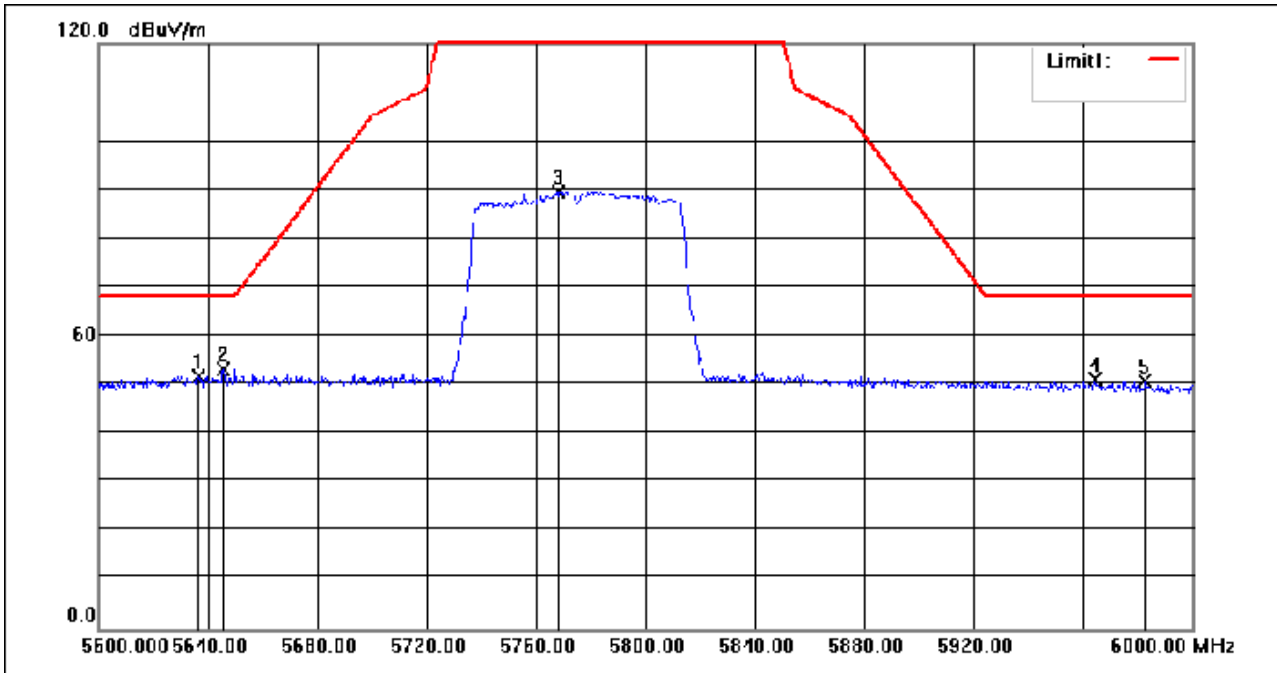
# Compliance Certification Services (Kunshan) Inc.

CCSEM-TRF-001 Rev. 02 Sep 01, 2023

Report No.: KSCR230900174504

Page: 221 of 427

Test Mode: 08; Polarity: Horizontal; Modulation:802.11ac; Bandwidth:80MHz; Channel:Low



No.	Frequency (MHz)	Reading (dBuV)	Correction factor(dB/m)	Result (dBuV/m)	Limit (dBuV/m)	Margin (dB)	Remark
1	5636.400	62.50	-10.73	51.77	68.20	-16.43	peak
2	5645.600	64.02	-10.70	53.32	68.20	-14.88	peak
3	5768.400	100.11	-10.42	89.69	135.00	-45.31	peak
4	5964.400	61.77	-10.58	51.19	68.20	-17.01	peak
5	5982.800	61.57	-10.66	50.91	68.20	-17.29	peak

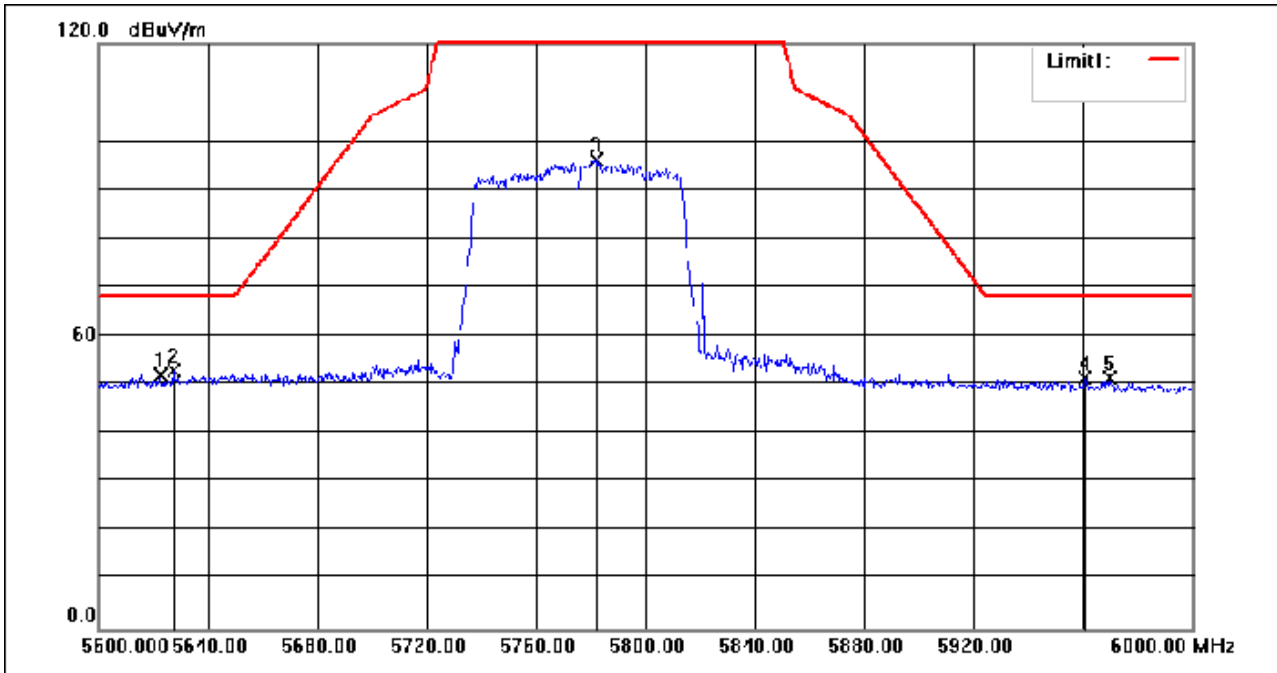
# Compliance Certification Services (Kunshan) Inc.

CCSEM-TRF-001 Rev. 02 Sep 01, 2023

Report No.: KSCR230900174504

Page: 222 of 427

Test Mode: 08; Polarity: Vertical; Modulation:802.11ac; Bandwidth:80MHz; Channel:Low



No.	Frequency (MHz)	Reading (dBuV)	Correction factor(dB/m)	Result (dBuV/m)	Limit (dBuV/m)	Margin (dB)	Remark
1	5622.400	62.95	-10.76	52.19	68.20	-16.01	peak
2	5627.200	63.78	-10.74	53.04	68.20	-15.16	peak
3	5782.000	106.49	-10.37	96.12	135.00	-38.88	peak
4	5960.800	62.04	-10.58	51.46	68.20	-16.74	peak
5	5969.600	62.18	-10.61	51.57	68.20	-16.63	peak

## Compliance Certification Services (Kunshan) Inc.

CCSEM-TRF-001 Rev. 02 Sep 01, 2023

Report No.: KSCR230900174504

Page: 223 of 427

### 7.10 Frequency Stability

Test Requirement 47 CFR Part 15, Subpart E 15.407 (g)

Test Method: ANSI C63.10 (2013) Section 6.8

#### 7.10.1 E.U.T. Operation

Operating Environment:

Temperature: 23.2 °C

Humidity: 52.6 % RH

Atmospheric Pressure: 1010 mbar

#### 7.10.2 Test Mode Description

Pre-scan / Final test	Mode Code	Description
Final test	05	TX mode (U-NII-1)_Keep the EUT in continuously transmitting mode with all modulation types. All data rates for each modulation type have been tested and found the data rate @ 6Mbps is the worst case of IEEE 802.11a; data rate @ MCS0 is the worst case of IEEE 802.11n/ac 20/40/80, Only the data of worst case is recorded in the report.
Final test	06	TX mode (U-NII-2A) _Keep the EUT in continuously transmitting mode with all modulation types. All data rates for each modulation type have been tested and found the data rate @ 6Mbps is the worst case of IEEE 802.11a; data rate @ MCS0 is the worst case of IEEE 802.11n/ac 20/40/80, Only the data of worst case is recorded in the report.
Final test	07	TX mode (U-NII-2C) _Keep the EUT in continuously transmitting mode with all modulation types. All data rates for each modulation type have been tested and found the data rate @ 6Mbps is the worst case of IEEE 802.11a; data rate @ MCS0 is the worst case of IEEE 802.11n/ac 20/40/80, Only the data of worst case is recorded in the report.
Final test	08	TX mode (U-NII-3) _Keep the EUT in continuously transmitting mode with all modulation types. All data rates for each modulation type have been tested and found the data rate @ 6Mbps is the worst case of IEEE 802.11a; data rate @ MCS0 is the worst case of IEEE 802.11n/ac 20/40/80, Only the data of worst case is recorded in the report.

#### 7.10.3 Test Setup Diagram

#### 7.10.4 Measurement Procedure and Data

Please Refer to Appendix for Details

**7.11 Non-occupancy period**

Test Requirement KDB 905462 D02 Section 5.1  
 Test Method: KDB 905462 D02 Section 7.8.3

Limit:

Test item	Limit	Applicability	
		Master Device or client with Radar Detection	Client without Radar Detection
Non-occupancy period	Minimum 30 minutes	Yes	Not required
Channel Availability Check Time	60 seconds	Yes	Not required
Channel Move Time	10 seconds See Note 1.	Yes	Yes
Channel Closing Transmission Time	200 milliseconds + an aggregate of 60 milliseconds over remaining 10 second period. See Notes 1 and 2.	Yes	Yes
U-NII Detection Bandwidth	Minimum 100% of the U-NII 99% transmission power bandwidth. See Note 3.	Yes	Not required

Note 1: Channel Move Time and the Channel Closing Transmission Time should be performed with Radar Type 0. The measurement timing begins at the end of the Radar Type 0 burst.

Note 2: The Channel Closing Transmission Time is comprised of 200 milliseconds starting at the beginning of the Channel Move Time plus any additional intermittent control signals required to facilitate a Channel move (an aggregate of 60 milliseconds) during the remainder of the 10 second period. The aggregate duration of control signals will not count quiet periods in between transmissions.

Note 3: During the U-NII Detection Bandwidth detection test, radar type 0 should be used. For each frequency step the minimum percentage of detection is 90 percent. Measurements are performed with no data traffic.

**7.11.1 E.U.T. Operation**

Operating Environment:

Temperature: 23.2 °C Humidity: 52.3 % RH Atmospheric Pressure: 1010 mbar

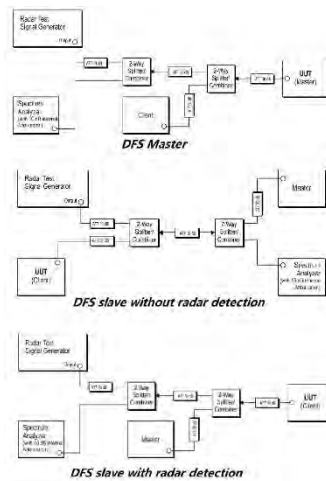
**7.11.2 Test Mode Description**

Pre-scan / Final test	Mode Code	Description
Final test	06	TX mode (U-NII-2A) _Keep the EUT in continuously transmitting mode with all modulation types. All data rates for each modulation type have been tested and found the data rate @ 6Mbps is the worst case of IEEE 802.11a; data rate @ MCS0 is the worst case of IEEE 802.11n/ac 20/40/80, Only the data of worst case is



		recorded in the report.
Final test	07	TX mode (U-NII-2C) _Keep the EUT in continuously transmitting mode with all modulation types. All data rates for each modulation type have been tested and found the data rate @ 6Mbps is the worst case of IEEE 802.11a; data rate @ MCS0 is the worst case of IEEE 802.11n/ac 20/40/80, Only the data of worst case is recorded in the report.

**7.11.3 Test Setup Diagram**



**7.11.4 Measurement Procedure and Data**

- 1) The radar pulse generator is setup to provide a pulse at frequency that the master and client are operating. A type 0 radar pulse with a 1us pulse width and a 1428us PRI is used for the testing.
- 2) The vector signal generator is adjusted to provide the radar burst (18 pulses) at the level of approximately -61dBm at the antenna port of the master device.
- 3) A trigger is provided from the pulse generator to the DFS monitoring system in order to capture the traffic and the occurrence of the radar pulse.
- 4) EUT will associate with the master at channel. The file "iperf.exe" specified by the FCC is streamed from the PC 2 through the master and the client device to the PC 1 and played in full motion video using Media Player Classic Ver. 6.4.8.6 in order to properly load the network for the entire period of the test.
- 5) When radar burst with a level equal to the DFS Detection Threshold +1dB is generated on the operating channel of the U-NII device. At time T0 the radar waveform generator sends a burst of pulse of the radar waveform at Detection Threshold +1dB.
- 6) Observe the transmissions of the EUT at the end of the radar Burst on the Operating Channel. Measure and record the transmissions from the UUT during the observation time (Channel Move Time). One 15 seconds plot is reported for the Short Pulse Radar Type 0. The plot for the Short Pulse Radar Types start at the end of the radar burst. The Channel Move Time will be calculated based on the zoom in 600ms plot of the Short Pulse Radar Type.
- 7) Measurement of the aggregate duration of the Channel Closed Transmission Time method. With the spectrum analyzer set to zero span tuned to the center frequency of the EUT operating channel at the radar simulated frequency, peak detection, and max hold, the dwell time per bin is given by:  $Dwell (0.3ms) = S (12000ms) / B (4000)$ ; where Dwell is the dwell time per spectrum analyzer sampling bin, S is sweep time and B is the number of spectrum analyzer sampling bins. An upper bound of the aggregate duration of the intermittent control signals of Channel Closing Transmission Time is calculated by:  $C (ms) = N \times Dwell (0.3ms)$ ; where C is the Closing Time, N is the number of spectrum analyzer sampling bins (intermittent control signals) showing a U-NII transmission and Dwell is the dwell time per bin.
- 8) Measurement the EUT for more than 30 minutes following the channel move time to verify that no transmission or beacons occur on this channel.

Please Refer to Appendix for Details



## Compliance Certification Services (Kunshan) Inc.

CCSEM-TRF-001 Rev. 02 Sep 01, 2023

Report No.: KSCR230900174504

Page: 227 of 427

### 7.12 Channel Move Time

Test Requirement KDB 905462 D02 Section 5.1  
 Test Method: KDB 905462 D02 Section 7.8.3

Limit:

Test item	Limit	Applicability	
		Master Device or client with Radar Detection	Client without Radar Detection
Non-occupancy period	Minimum 30 minutes	Yes	Not required
Channel Availability Check Time	60 seconds	Yes	Not required
Channel Move Time	10 seconds See Note 1.	Yes	Yes
Channel Closing Transmission Time	200 milliseconds + an aggregate of 60 milliseconds over remaining 10 second period. See Notes 1 and 2.	Yes	Yes
U-NII Detection Bandwidth	Minimum 100% of the U-NII 99% transmission power bandwidth. See Note 3.	Yes	Not required
<p>Note 1: Channel Move Time and the Channel Closing Transmission Time should be performed with Radar Type 0. The measurement timing begins at the end of the Radar Type 0 burst.</p> <p>Note 2: The Channel Closing Transmission Time is comprised of 200 milliseconds starting at the beginning of the Channel Move Time plus any additional intermittent control signals required to facilitate a Channel move (an aggregate of 60 milliseconds) during the remainder of the 10 second period. The aggregate duration of control signals will not count quiet periods in between transmissions.</p> <p>Note 3: During the U-NII Detection Bandwidth detection test, radar type 0 should be used. For each frequency step the minimum percentage of detection is 90 percent. Measurements are performed with no data traffic.</p>			

#### 7.12.1 E.U.T. Operation

Operating Environment:

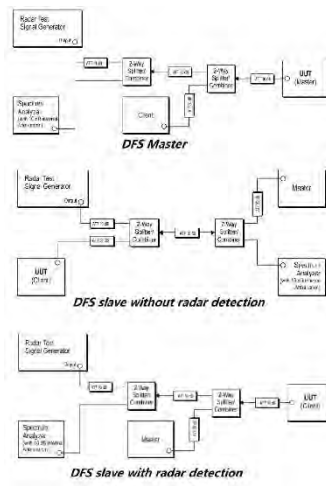
Temperature: 23.2 °C Humidity: 51.6 % RH Atmospheric Pressure: 1010 mbar

#### 7.12.2 Test Mode Description

Pre-scan / Final test	Mode Code	Description
Final test	06	TX mode (U-NII-2A) _Keep the EUT in continuously transmitting mode with all modulation types. All data rates for each modulation type have been tested and found the data rate @ 6Mbps is the worst case of IEEE 802.11a; data rate @ MCS0 is the worst case of IEEE 802.11n/ac 20/40/80, Only the data of worst case is

		recorded in the report.
Final test	07	TX mode (U-NII-2C) _Keep the EUT in continuously transmitting mode with all modulation types. All data rates for each modulation type have been tested and found the data rate @ 6Mbps is the worst case of IEEE 802.11a; data rate @ MCS0 is the worst case of IEEE 802.11n/ac 20/40/80, Only the data of worst case is recorded in the report.

**7.12.3 Test Setup Diagram**



**7.12.4 Measurement Procedure and Data**

- 1) The radar pulse generator is setup to provide a pulse at frequency that the master and client are operating. A type 0 radar pulse with a 1us pulse width and a 1428us PRI is used for the testing.
- 2) The vector signal generator is adjusted to provide the radar burst (18 pulses) at the level of approximately -61dBm at the antenna port of the master device.
- 3) A trigger is provided from the pulse generator to the DFS monitoring system in order to capture the traffic and the occurrence of the radar pulse.
- 4) EUT will associate with the master at channel. The file "iperf.exe" specified by the FCC is streamed from the PC 2 through the master and the client device to the PC 1 and played in full motion video using Media Player Classic Ver. 6.4.8.6 in order to properly load the network for the entire period of the test.
- 5) When radar burst with a level equal to the DFS Detection Threshold +1dB is generated on the operating channel of the U-NII device. At time T0 the radar waveform generator sends a burst of pulse of the radar waveform at Detection Threshold +1dB.
- 6) Observe the transmissions of the EUT at the end of the radar Burst on the Operating Channel. Measure and record the transmissions from the UUT during the observation time (Channel Move Time). One 15 seconds plot is reported for the Short Pulse Radar Type 0. The plot for the Short Pulse Radar Types start at the end of the radar burst. The Channel Move Time will be calculated based on the zoom in 600ms plot of the Short Pulse Radar Type.
- 7) Measurement of the aggregate duration of the Channel Closed Transmission Time method. With the spectrum analyzer set to zero span tuned to the center frequency of the EUT operating channel at the radar simulated frequency, peak detection, and max hold, the dwell time per bin is given by:  $Dwell (0.3ms) = S (12000ms) / B (4000)$ ; where Dwell is the dwell time per spectrum analyzer sampling bin, S is sweep time and B is the number of spectrum analyzer sampling bins. An upper bound of the aggregate duration of the intermittent control signals of Channel Closing Transmission Time is calculated by:  $C (ms) = N \times Dwell (0.3ms)$ ; where C is the Closing Time, N is the number of spectrum analyzer sampling bins (intermittent control signals) showing a U-NII transmission and Dwell is the dwell time per bin.
- 8) Measurement the EUT for more than 30 minutes following the channel move time to verify that no transmission or beacons occur on this channel.

Please Refer to Appendix for Details



## Compliance Certification Services (Kunshan) Inc.

CCSEM-TRF-001 Rev. 02 Sep 01, 2023

Report No.: KSCR230900174504

Page: 230 of 427

### 7.13 Channel Closing Transmission Time

Test Requirement KDB 905462 D02 Section 5.1  
 Test Method: KDB 905462 D02 Section 7.8.3

Limit:

Test item	Limit	Applicability	
		Master Device or client with Radar Detection	Client without Radar Detection
Non-occupancy period	Minimum 30 minutes	Yes	Not required
Channel Availability Check Time	60 seconds	Yes	Not required
Channel Move Time	10 seconds See Note 1.	Yes	Yes
Channel Closing Transmission Time	200 milliseconds + an aggregate of 60 milliseconds over remaining 10 second period. See Notes 1 and 2.	Yes	Yes
U-NII Detection Bandwidth	Minimum 100% of the U-NII 99% transmission power bandwidth. See Note 3.	Yes	Not required

Note 1: Channel Move Time and the Channel Closing Transmission Time should be performed with Radar Type 0. The measurement timing begins at the end of the Radar Type 0 burst.

Note 2: The Channel Closing Transmission Time is comprised of 200 milliseconds starting at the beginning of the Channel Move Time plus any additional intermittent control signals required to facilitate a Channel move (an aggregate of 60 milliseconds) during the remainder of the 10 second period. The aggregate duration of control signals will not count quiet periods in between transmissions.

Note 3: During the U-NII Detection Bandwidth detection test, radar type 0 should be used. For each frequency step the minimum percentage of detection is 90 percent. Measurements are performed with no data traffic.

#### 7.13.1 E.U.T. Operation

Operating Environment:

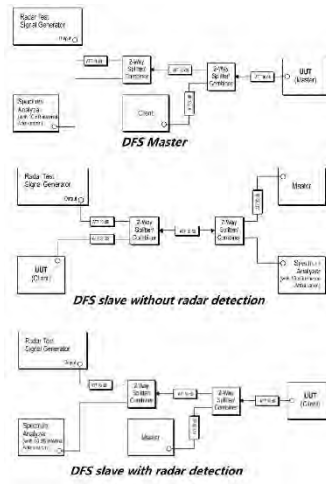
Temperature: 23.2 °C Humidity: 50.6 % RH Atmospheric Pressure: 1010 mbar

#### 7.13.2 Test Mode Description

Pre-scan / Final test	Mode Code	Description
Final test	06	TX mode (U-NII-2A) _Keep the EUT in continuously transmitting mode with all modulation types. All data rates for each modulation type have been tested and found the data rate @ 6Mbps is the worst case of IEEE 802.11a; data rate @ MCS0 is the worst case of IEEE 802.11n/ac 20/40/80, Only the data of worst case is

		recorded in the report.
Final test	07	TX mode (U-NII-2C) _Keep the EUT in continuously transmitting mode with all modulation types. All data rates for each modulation type have been tested and found the data rate @ 6Mbps is the worst case of IEEE 802.11a; data rate @ MCS0 is the worst case of IEEE 802.11n/ac 20/40/80, Only the data of worst case is recorded in the report.

**7.13.3 Test Setup Diagram**



**7.13.4 Measurement Procedure and Data**

- 1) The radar pulse generator is setup to provide a pulse at frequency that the master and client are operating. A type 0 radar pulse with a 1us pulse width and a 1428us PRI is used for the testing.
- 2) The vector signal generator is adjusted to provide the radar burst (18 pulses) at the level of approximately -61dBm at the antenna port of the master device.
- 3) A trigger is provided from the pulse generator to the DFS monitoring system in order to capture the traffic and the occurrence of the radar pulse.
- 4) EUT will associate with the master at channel. The file "iperf.exe" specified by the FCC is streamed from the PC 2 through the master and the client device to the PC 1 and played in full motion video using Media Player Classic Ver. 6.4.8.6 in order to properly load the network for the entire period of the test.
- 5) When radar burst with a level equal to the DFS Detection Threshold +1dB is generated on the operating channel of the U-NII device. At time T0 the radar waveform generator sends a burst of pulse of the radar waveform at Detection Threshold +1dB.
- 6) Observe the transmissions of the EUT at the end of the radar Burst on the Operating Channel. Measure and record the transmissions from the UUT during the observation time (Channel Move Time). One 15 seconds plot is reported for the Short Pulse Radar Type 0. The plot for the Short Pulse Radar Types start at the end of the radar burst. The Channel Move Time will be calculated based on the zoom in 600ms plot of the Short Pulse Radar Type.
- 7) Measurement of the aggregate duration of the Channel Closed Transmission Time method. With the spectrum analyzer set to zero span tuned to the center frequency of the EUT operating channel at the radar simulated frequency, peak detection, and max hold, the dwell time per bin is given by:  $Dwell (0.3ms) = S (12000ms) / B (4000)$ ; where Dwell is the dwell time per spectrum analyzer sampling bin, S is sweep time and B is the number of spectrum analyzer sampling bins. An upper bound of the aggregate duration of the intermittent control signals of Channel Closing Transmission Time is calculated by:  $C (ms) = N \times Dwell (0.3ms)$ ; where C is the Closing Time, N is the number of spectrum analyzer sampling bins (intermittent control signals) showing a U-NII transmission and Dwell is the dwell time per bin.
- 8) Measurement the EUT for more than 30 minutes following the channel move time to verify that no transmission or beacons occur on this channel.

Please Refer to Appendix for Details



**7.14 Radiated Emissions (Below 1GHz)**

Test Requirement 47 CFR Part 15, Subpart C 15.209 & Subpart E 15.407(b)

Test Method: KDB 789033 D02 II G

Limit:

Frequency(MHz)	Field strength(microvolts/meter)	Measurement distance(meters)
0.009-0.490	2400/F(kHz)	300
0.490-1.705	24000/F(kHz)	30
1.705-30.0	30	30
30-88	100	3
88-216	150	3
216-960	200	3
960-1000	500	3

**7.14.1 E.U.T. Operation**

Operating Environment:

Temperature: 20.5 °C

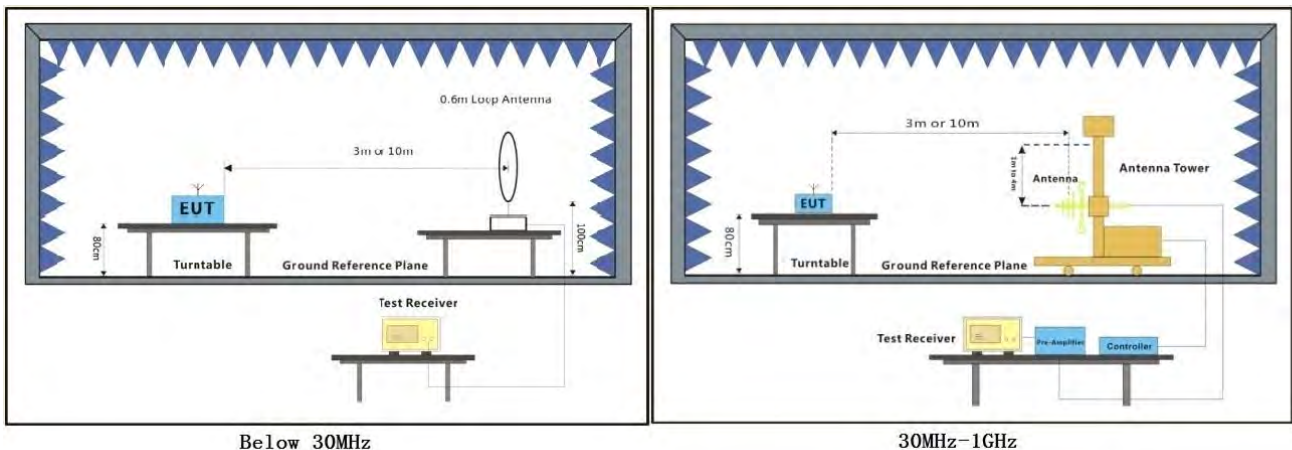
Humidity: 50.5 % RH

Atmospheric Pressure: 1010 mbar

**7.14.2 Test Mode Description**

Pre-scan / Final test	Mode Code	Description
Final test	05	TX mode (U-NII-1)_Keep the EUT in continuously transmitting mode with all modulation types. All data rates for each modulation type have been tested and found the data rate @ 6Mbps is the worst case of IEEE 802.11a; data rate @ MCS0 is the worst case of IEEE 802.11n/ac 20/40/80, Only the data of worst case is recorded in the report.

**7.14.3 Test Setup Diagram**



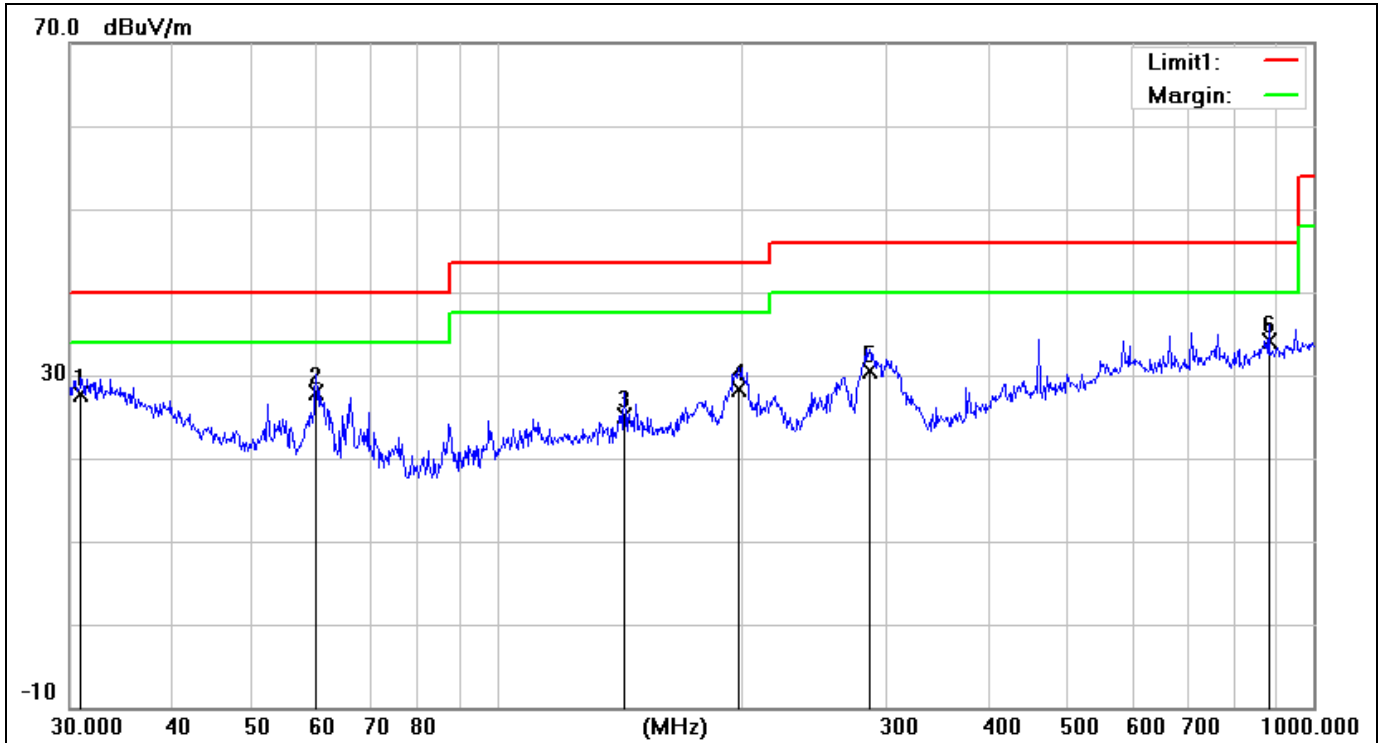
**7.14.4 Measurement Procedure and Data**

- a. For below 1GHz, the EUT was placed on the top of a rotating table 0.8 meters above the ground at a 3 meter semi-anechoic chamber. The table was rotated 360 degrees to determine the position of the highest radiation.
- b. The EUT was set 3 or 10 meters away from the interference-receiving antenna, which was mounted on the top of a variable-height antenna tower.
- c. The antenna height is varied from one meter to four meters above the ground to determine the maximum value of the field strength. Both horizontal and vertical polarizations of the antenna are set to make the measurement.
- d. For each suspected emission, the EUT was arranged to its worst case and then the antenna was tuned to heights from 1 meter to 4 meters (for the test frequency of below 30MHz, the antenna was tuned to heights 1 meter) and the rotatable table was turned from 0 degrees to 360 degrees to find the maximum reading.
- e. The test-receiver system was set to Peak Detect Function and Specified Bandwidth with Maximum Hold Mode.
- f. If the emission level of the EUT in peak mode was 10dB lower than the limit specified, then testing could be stopped and the peak values of the EUT would be reported. Otherwise the emissions that did not have 10dB margin would be re-tested one by one using quasi-peak method as specified and then reported in a data sheet.
- g. Test the EUT in the lowest channel, the middle channel, the Highest channel.
- h. The radiation measurements are performed in X, Y, Z axis positioning for Transmitting mode, and found the X axis positioning which it is the worst case.
- i. Repeat above procedures until all frequencies measured was complete.

Remark:

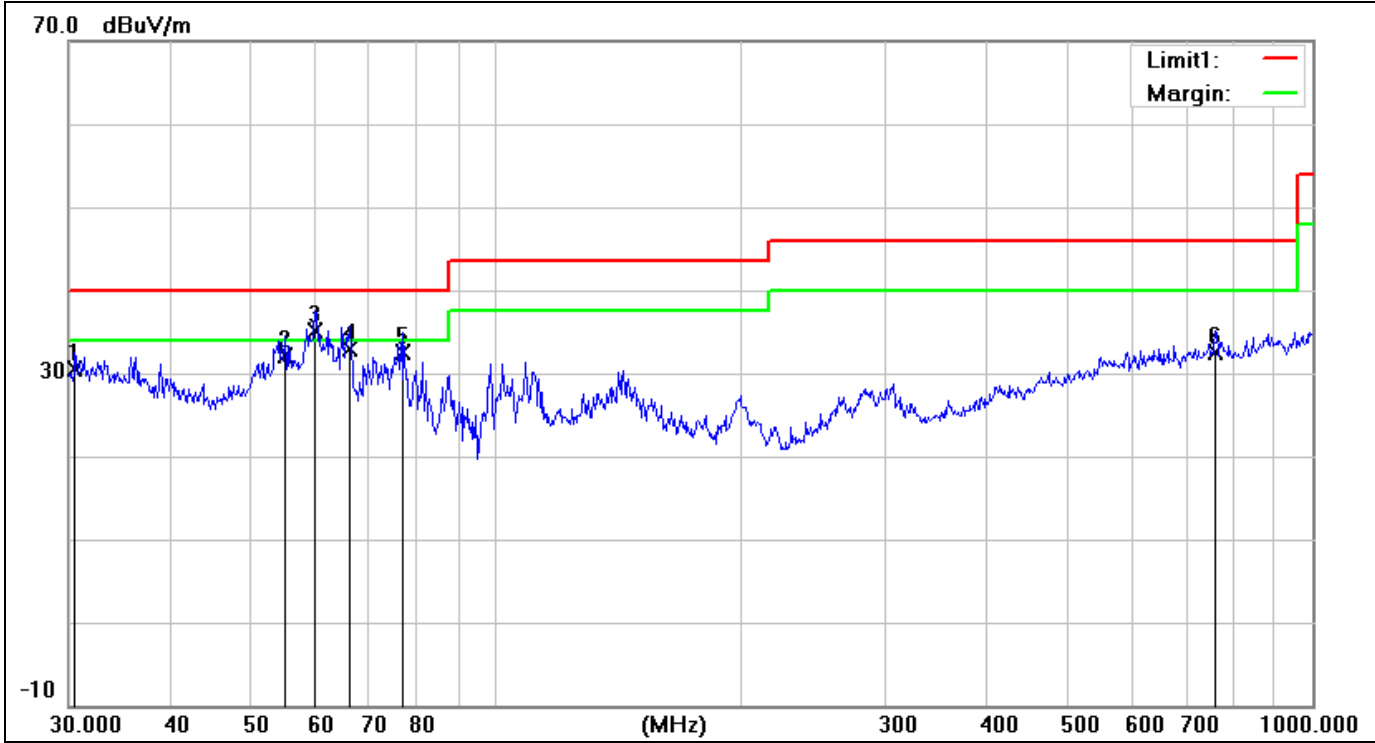
- 1. Level= Read Level+ Cable Loss+ Antenna Factor- Preamp Factor
- 2. For emission below 1GHz, through the pre-scan found the worst case is the lowest channel of 802.11a. Only the worst case is recorded in the report.
- 3. Scan from 9kHz to 30MHz, the disturbance below 30MHz was very low. The points marked on above plots are the highest emissions could be found when testing, so only above points had been displayed. The amplitude of spurious emissions from the radiator which are attenuated more than 20dB below the limit need not be reported.
- 4. The disturbance below 1GHz was very low and the harmonics were the highest point could be found when testing, so only the above harmonics had been displayed.

Test Mode: 05; Polarity: Horizontal



No.	Frequency (MHz)	Reading (dBuV)	Correct Factor(dB/m)	Result (dBuV/m)	Limit (dBuV/m)	Margin (dB)	Height (cm)	Degree (deg.)	Remark
1	30.9619	2.45	25.20	27.65	40.00	-12.35	100	210	QP
2	60.0691	13.01	14.98	27.99	40.00	-12.01	100	327	QP
3	143.3261	6.88	18.24	25.12	43.50	-18.38	100	354	QP
4	197.8928	11.66	16.67	28.33	43.50	-15.17	100	287	QP
5	285.9778	10.18	20.41	30.59	46.00	-15.41	100	297	QP
6	881.4067	4.67	29.42	34.09	46.00	-11.91	100	323	QP

Test Mode: 05; Polarity: Vertical



No.	Frequency (MHz)	Reading (dBuV)	Correct Factor(dB/m)	Result (dBuV/m)	Limit (dBuV/m)	Margin (dB)	Height (cm)	Degree (deg.)	Remark
1	30.5306	5.29	25.25	30.54	40.00	-9.46	100	360	QP
2	55.2207	16.03	16.08	32.11	40.00	-7.89	100	360	QP
3	60.0691	20.05	14.98	35.03	40.00	-4.97	100	360	QP
4	66.2662	17.72	15.23	32.95	40.00	-7.05	100	360	QP
5	77.0505	17.85	14.59	32.44	40.00	-7.56	100	360	QP
6	760.7036	4.37	28.10	32.47	46.00	-13.53	100	360	QP



## **Compliance Certification Services (Kunshan) Inc.**

CCSEM-TRF-001 Rev. 02 Sep 01, 2023

Report No.: KSCR230900174504

Page: 237 of 427

### **8 Test Setup Photo**

Refer to Appendix - Test Setup Photo for KSCR2309001745AT

### **9 EUT Constructional Details (EUT Photos)**

Refer to Appendix - Photographs of EUT Constructional Details for KSCR2309001745AT

## 10 Appendix

### 1. Duty Cycle

#### 1.1 Ant1

##### 1.1.1 Test Result

Ant1							
Mode	TX Type	Frequency (MHz)	T_on (ms)	Period (ms)	Duty Cycle (%)	Duty Cycle Correction Factor (dB)	Max. DC Variation (%)
802.11a	SISO	5180	2.029	2.065	98.26	0.08	0.04
		5200	2.029	2.065	98.26	0.08	0.04
		5240	2.029	2.065	98.26	0.08	0.04
		5260	2.029	2.065	98.26	0.08	0.07
		5300	2.029	2.065	98.26	0.08	0.04
		5320	2.029	2.065	98.26	0.08	0.04
		5500	2.029	2.065	98.26	0.08	0.04
		5580	2.029	2.064	98.30	0.07	0.00
		5700	2.029	2.065	98.26	0.08	0.04
		5745	2.029	2.065	98.26	0.08	0.04
		5785	2.029	2.064	98.30	0.07	0.00
		5825	2.030	2.066	98.26	0.08	0.03
802.11n (HT20)	SISO	5180	1.890	1.925	98.18	0.08	0.00
		5200	1.889	1.925	98.13	0.08	0.00
		5240	1.890	1.925	98.18	0.08	0.00
		5260	1.889	1.925	98.13	0.08	0.00
		5300	1.889	1.925	98.13	0.08	0.03
		5320	1.890	1.925	98.18	0.08	0.00
		5500	1.890	1.926	98.13	0.08	0.03
		5580	1.889	1.925	98.13	0.08	0.00
		5700	1.890	1.925	98.18	0.08	0.03
		5745	1.889	1.924	98.18	0.08	0.00
		5785	1.889	1.925	98.13	0.08	0.03
		5825	1.890	1.925	98.18	0.08	0.00
802.11n (HT40)	SISO	5190	0.930	0.964	96.47	0.16	0.00
		5230	0.930	0.964	96.47	0.16	0.00
		5270	0.929	0.964	96.37	0.16	0.03
		5310	0.929	0.964	96.37	0.16	0.03
		5510	0.930	0.965	96.37	0.16	0.03
		5550	0.929	0.964	96.37	0.16	0.03
		5670	0.929	0.964	96.37	0.16	0.03
		5755	0.929	0.964	96.37	0.16	0.00
5795	0.929	0.964	96.37	0.16	0.03		



**Compliance Certification Services (Kunshan) Inc.**

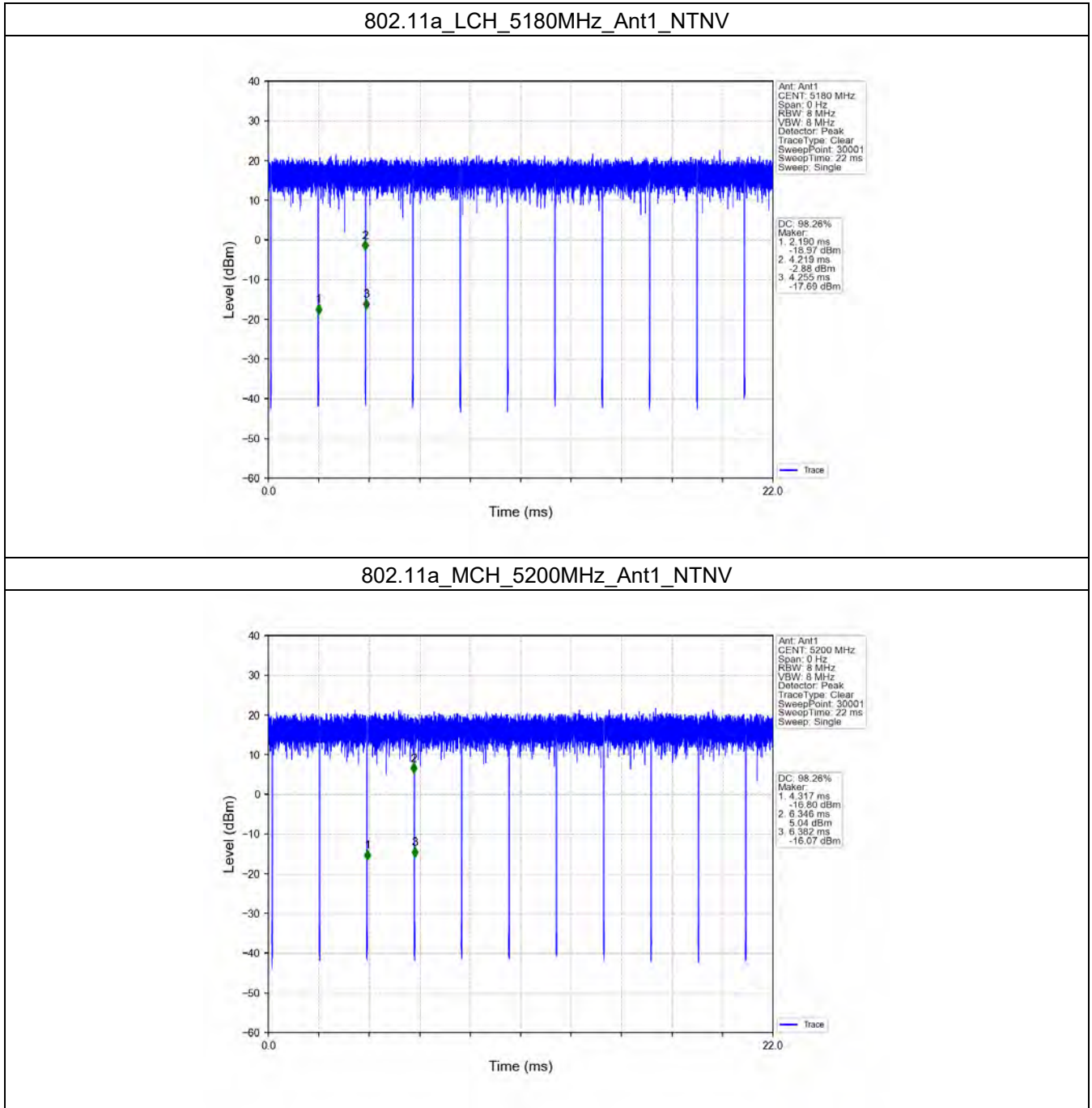
CCSEM-TRF-001 Rev. 02 Sep 01, 2023

Report No.: KSCR230900174504

Page: 239 of 427

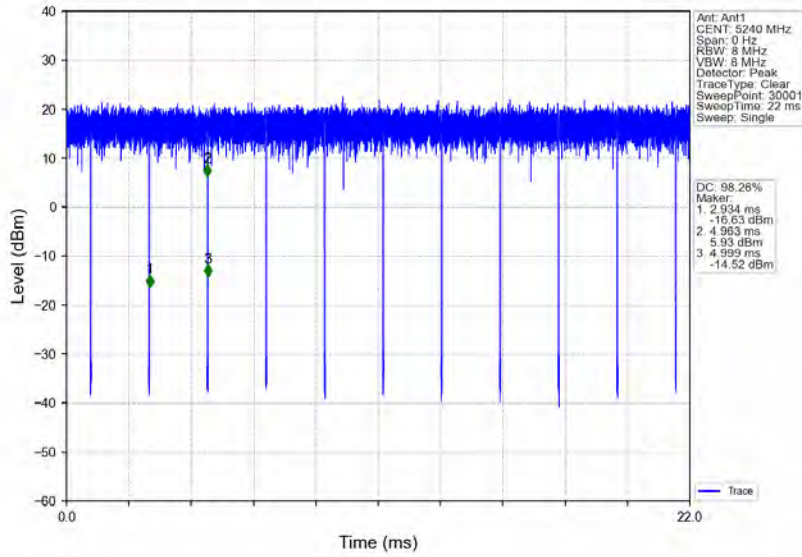
802.11ac (VHT20)	SISO	5180	1.901	1.937	98.14	0.08	0.03
		5200	1.901	1.937	98.14	0.08	0.07
		5240	1.902	1.937	98.19	0.08	0.03
		5260	1.901	1.937	98.14	0.08	0.00
		5300	1.902	1.937	98.19	0.08	0.00
		5320	1.901	1.936	98.19	0.08	0.03
		5500	1.902	1.937	98.19	0.08	0.03
		5580	1.902	1.937	98.19	0.08	0.00
		5700	1.902	1.937	98.19	0.08	0.03
		5745	1.901	1.936	98.19	0.08	0.03
		5785	1.901	1.937	98.14	0.08	0.03
		5825	1.902	1.938	98.14	0.08	0.03
802.11ac (VHT40)	SISO	5190	0.937	0.972	96.40	0.16	0.07
		5230	0.937	0.972	96.40	0.16	0.00
		5270	0.937	0.972	96.40	0.16	0.03
		5310	0.937	0.972	96.40	0.16	0.07
		5510	0.937	0.972	96.40	0.16	0.03
		5550	0.937	0.972	96.40	0.16	0.07
		5670	0.937	0.972	96.40	0.16	0.03
		5755	0.938	0.972	96.50	0.15	0.03
5795	0.938	0.972	96.50	0.15	0.03		
802.11ac (VHT80)	SISO	5210	0.456	0.492	92.68	0.33	0.03
		5290	0.456	0.492	92.68	0.33	0.07
		5530	0.457	0.492	92.89	0.32	0.07
		5610	0.456	0.492	92.68	0.33	0.07
		5775	0.457	0.492	92.89	0.32	0.03

### 1.1.2 Test Graph

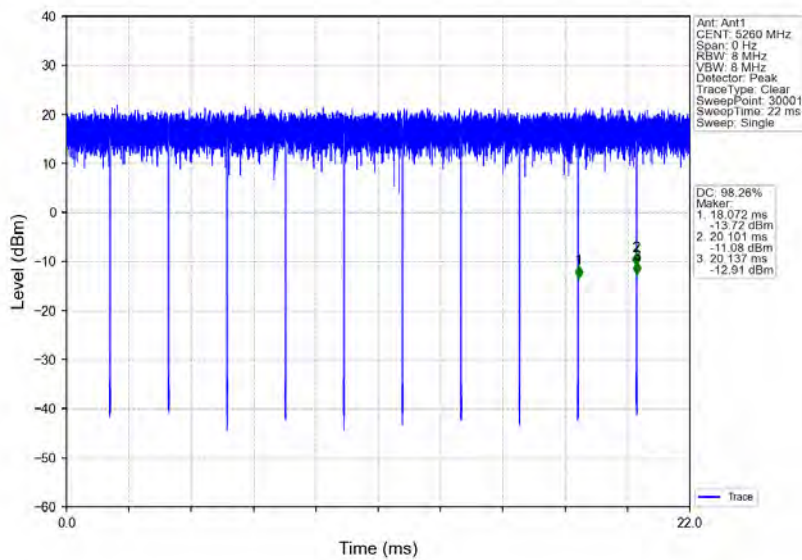




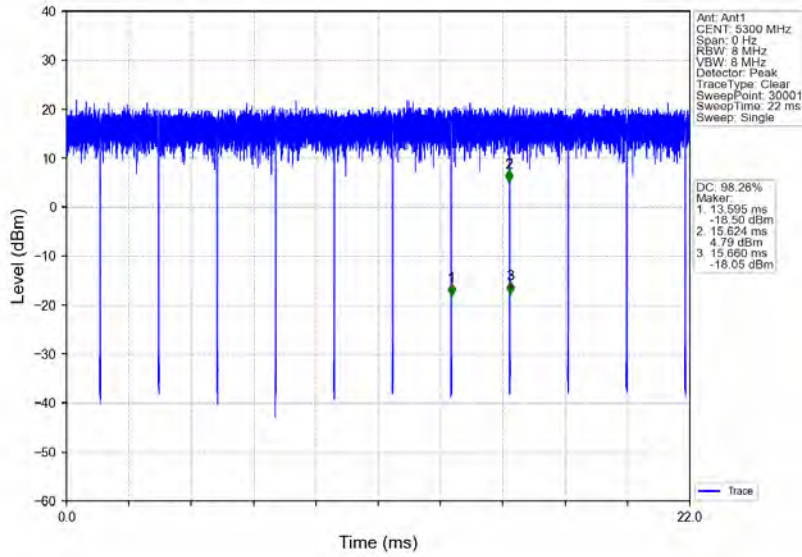
802.11a\_HCH\_5240MHz\_Ant1\_NTNV



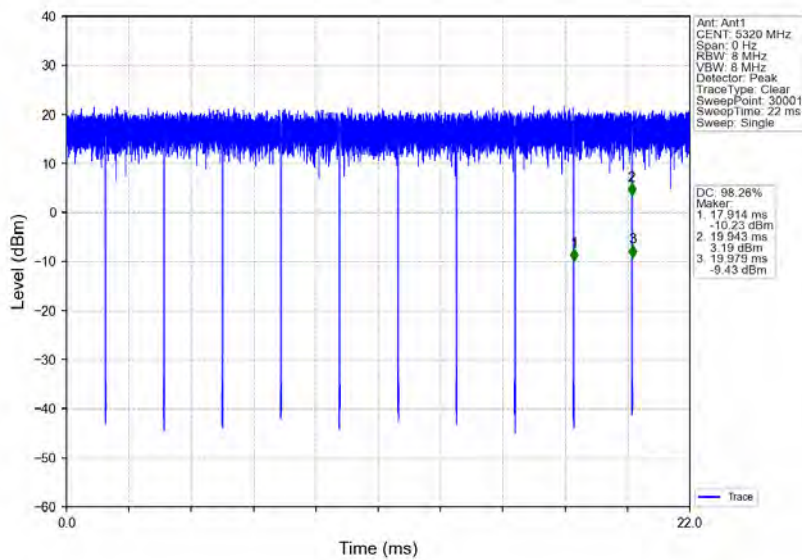
802.11a\_LCH\_5260MHz\_Ant1\_NTNV



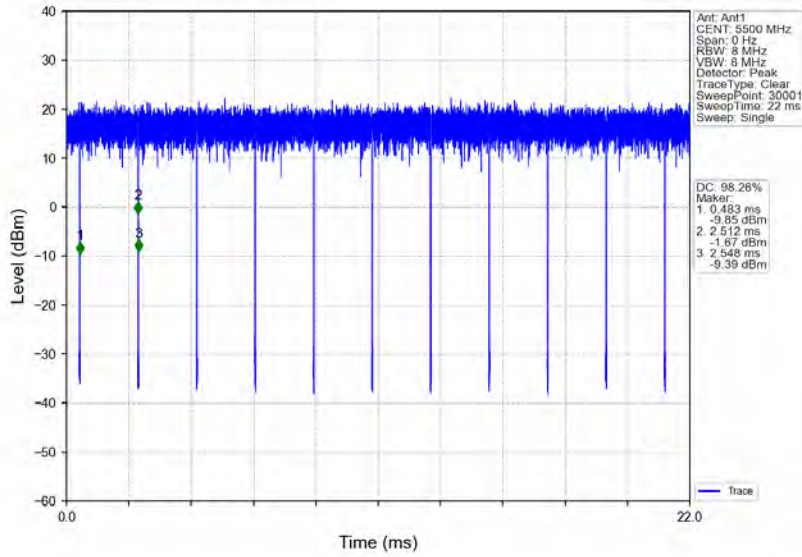
802.11a\_MCH\_5300MHz\_Ant1\_NTNV



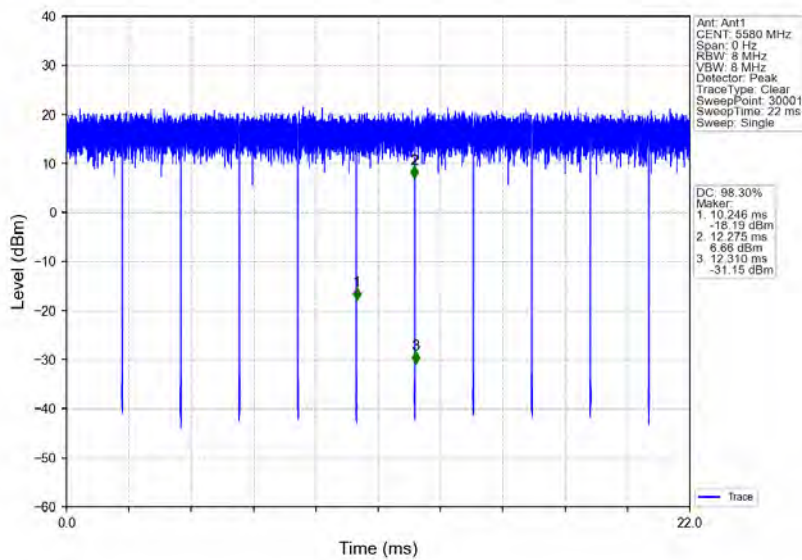
802.11a\_HCH\_5320MHz\_Ant1\_NTNV



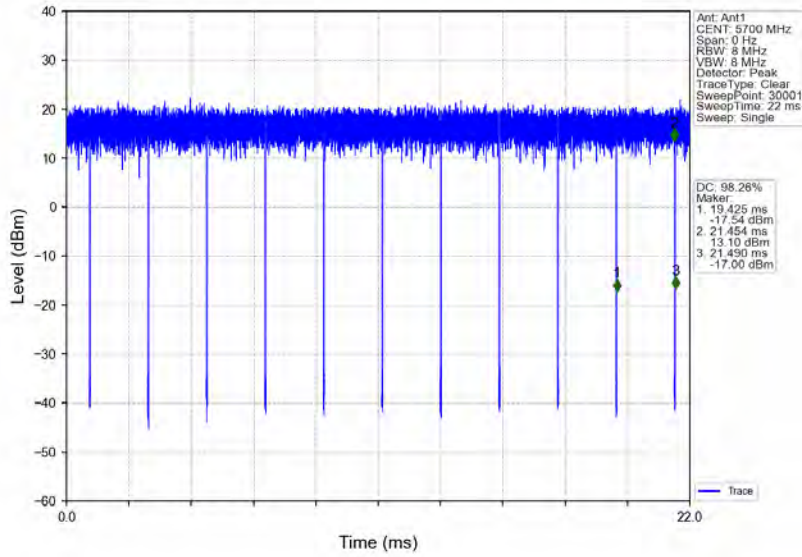
802.11a\_LCH\_5500MHz\_Ant1\_NTNV



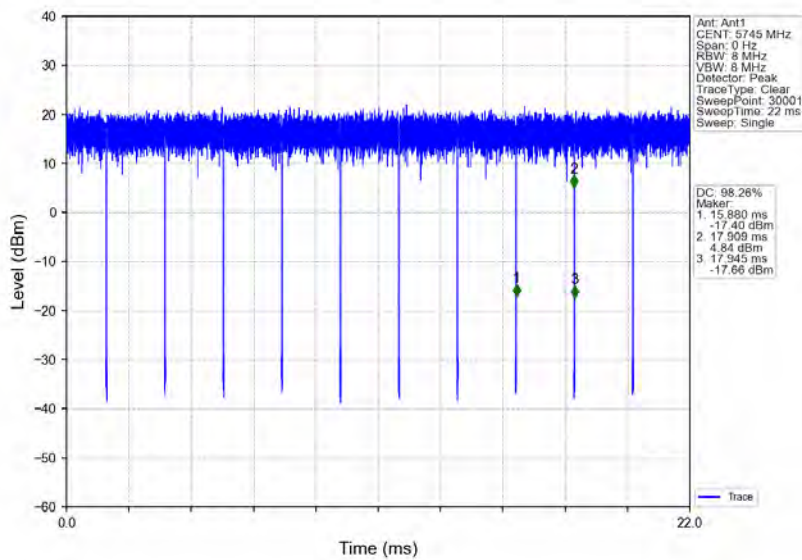
802.11a\_MCH\_5580MHz\_Ant1\_NTNV



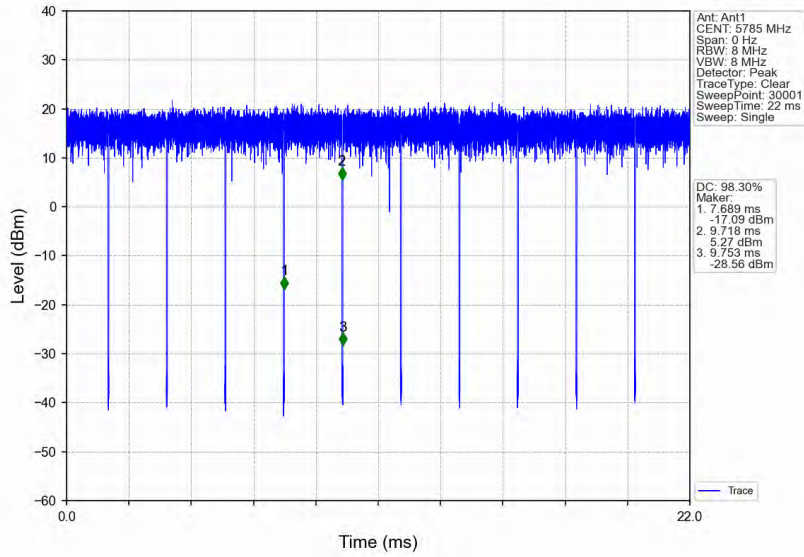
802.11a\_HCH\_5700MHz\_Ant1\_NTNV



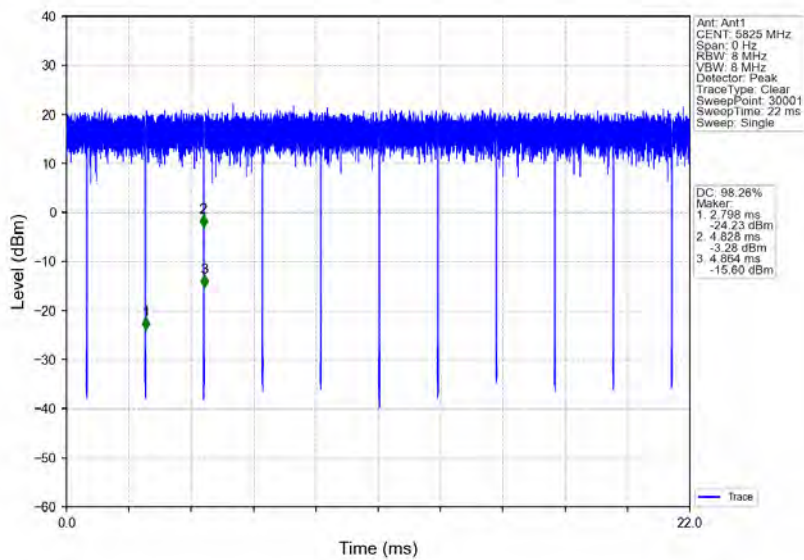
802.11a\_LCH\_5745MHz\_Ant1\_NTNV



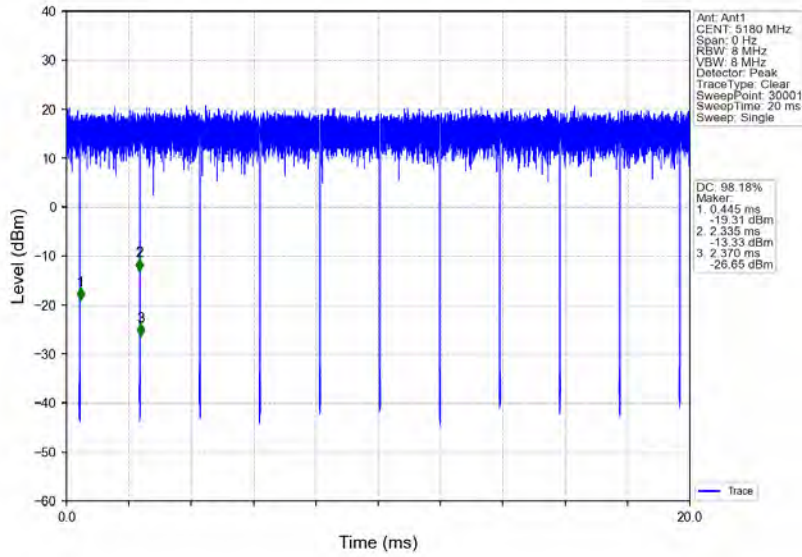
802.11a\_MCH\_5785MHz\_Ant1\_NTNV



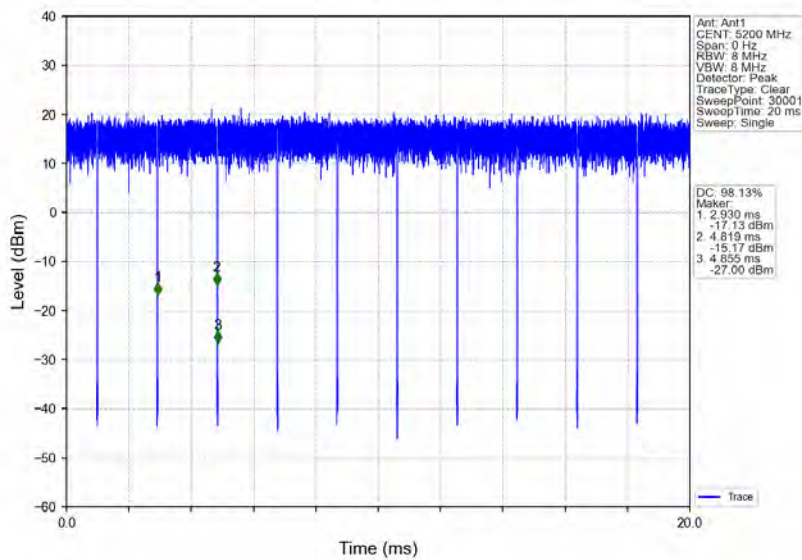
802.11a\_HCH\_5825MHz\_Ant1\_NTNV



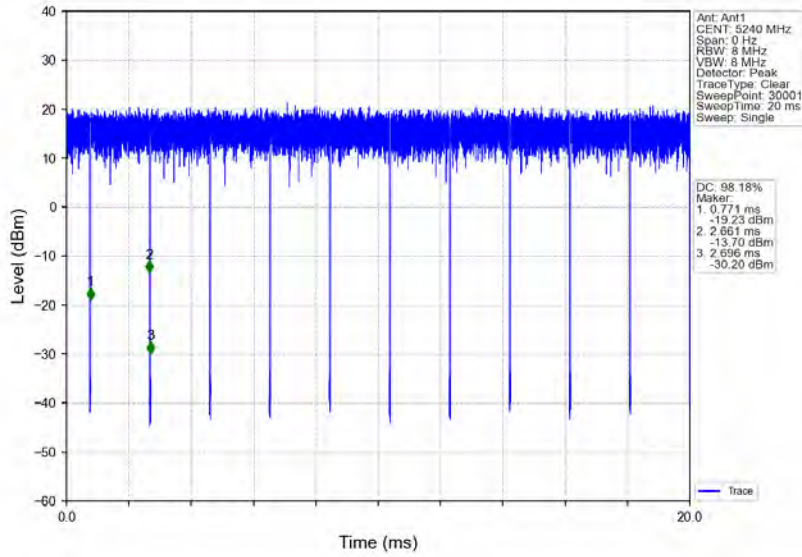
802.11n(HT20)\_LCH\_5180MHz\_Ant1\_NTNV



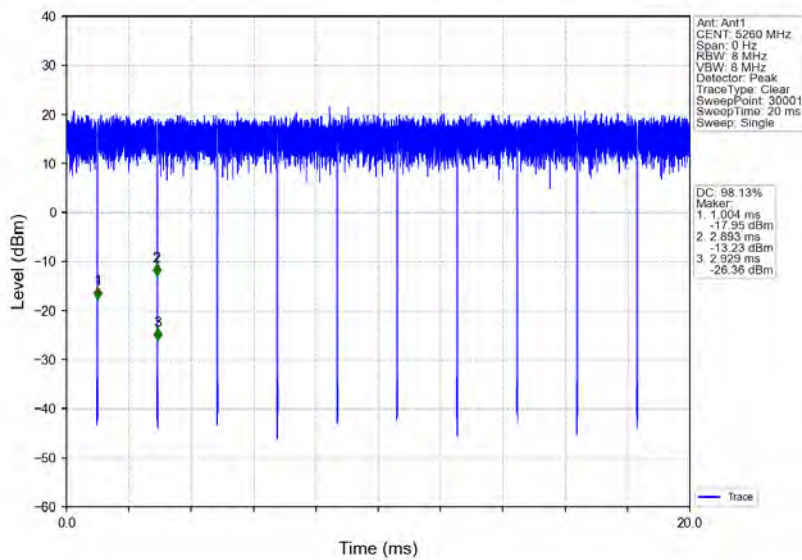
802.11n(HT20)\_MCH\_5200MHz\_Ant1\_NTNV



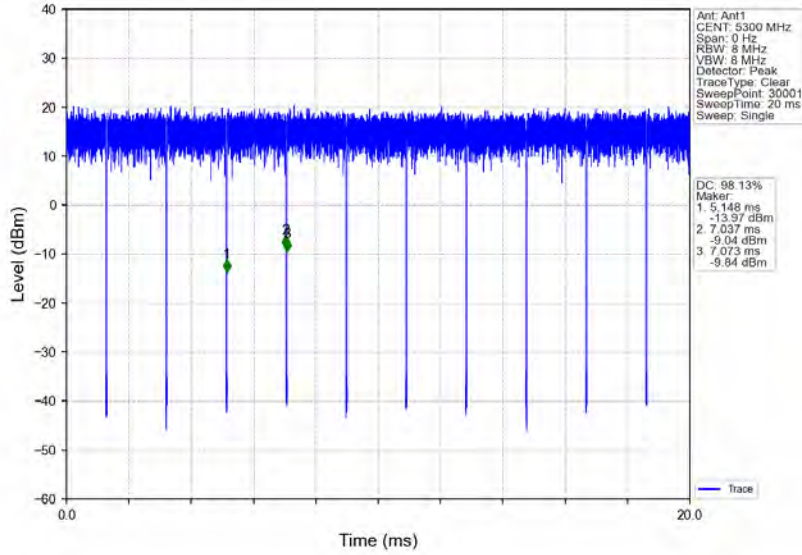
802.11n(HT20)\_HCH\_5240MHz\_Ant1\_NTNV



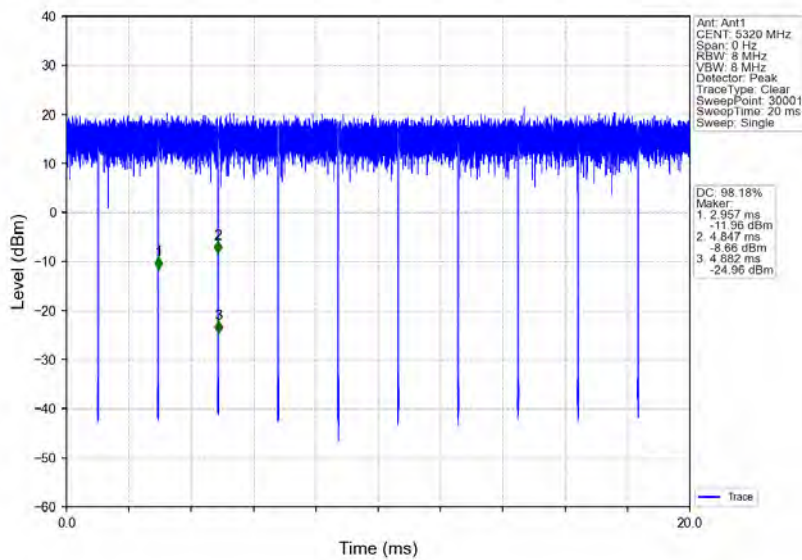
802.11n(HT20)\_LCH\_5260MHz\_Ant1\_NTNV



802.11n(HT20)\_MCH\_5300MHz\_Ant1\_NTNV

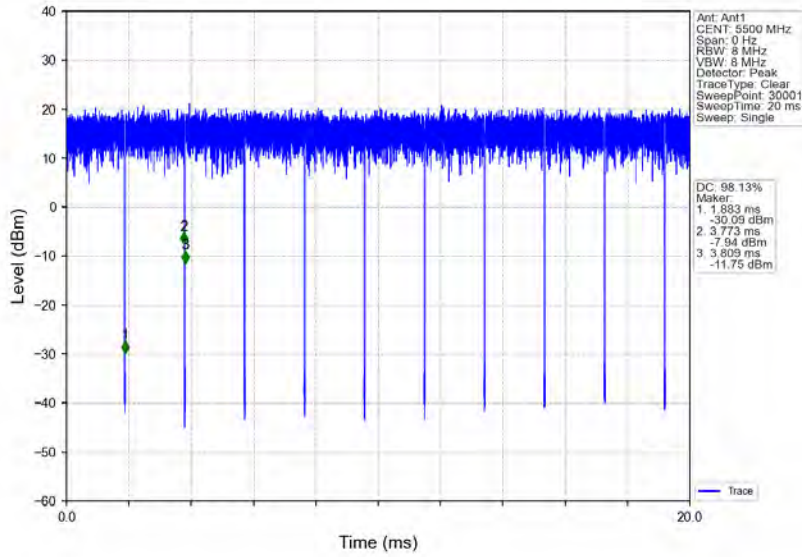


802.11n(HT20)\_HCH\_5320MHz\_Ant1\_NTNV

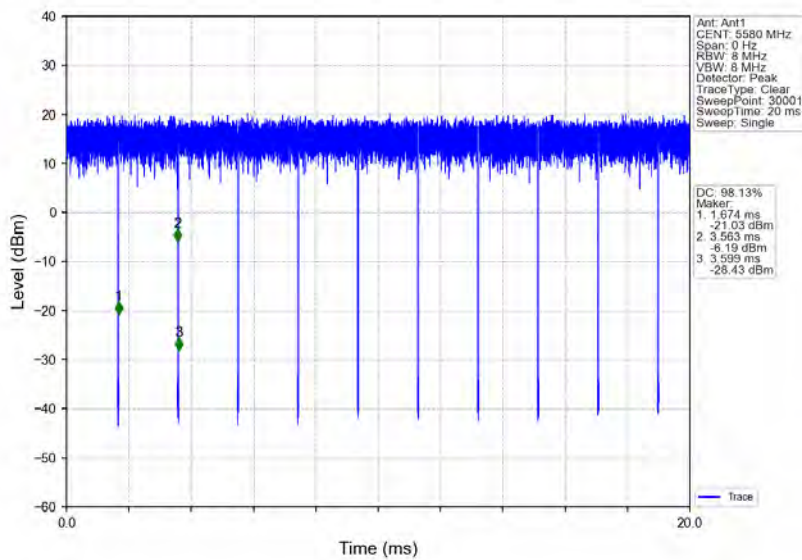




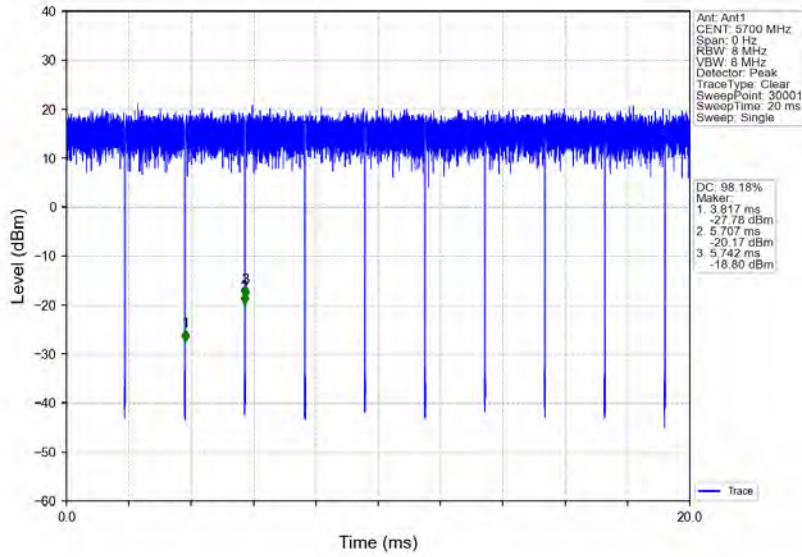
802.11n(HT20)\_LCH\_5500MHz\_Ant1\_NTNV



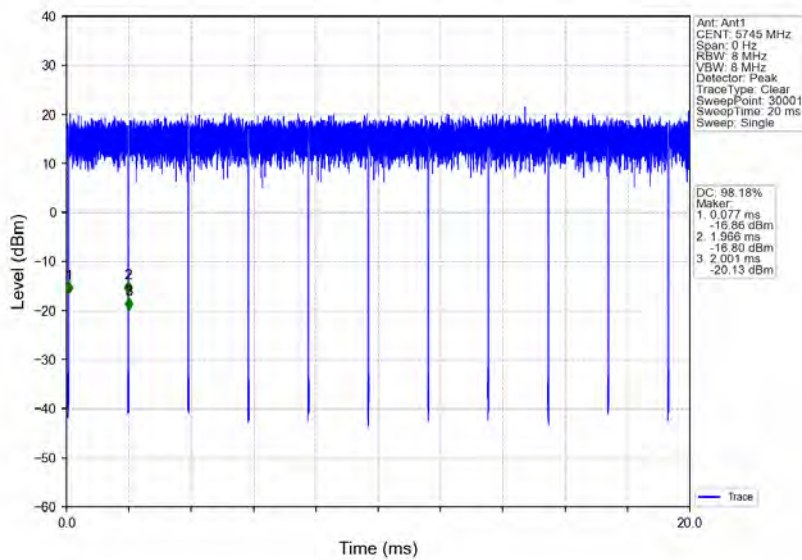
802.11n(HT20)\_MCH\_5580MHz\_Ant1\_NTNV



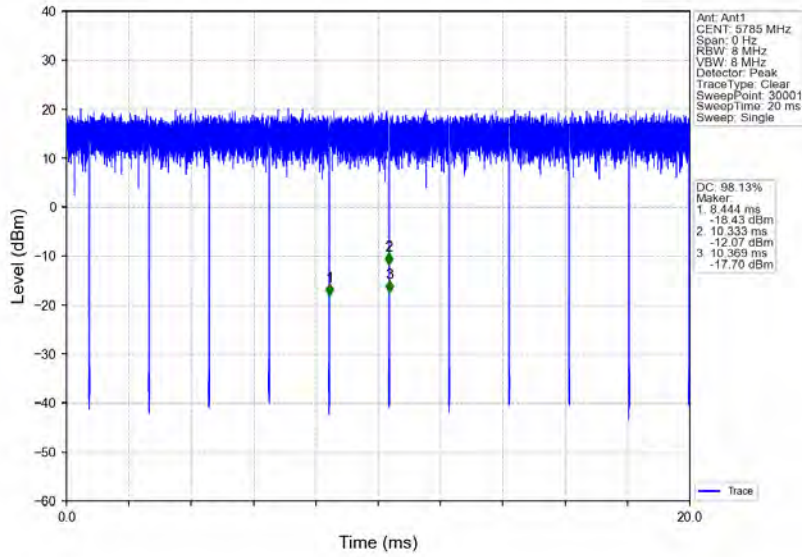
802.11n(HT20)\_HCH\_5700MHz\_Ant1\_NTNV



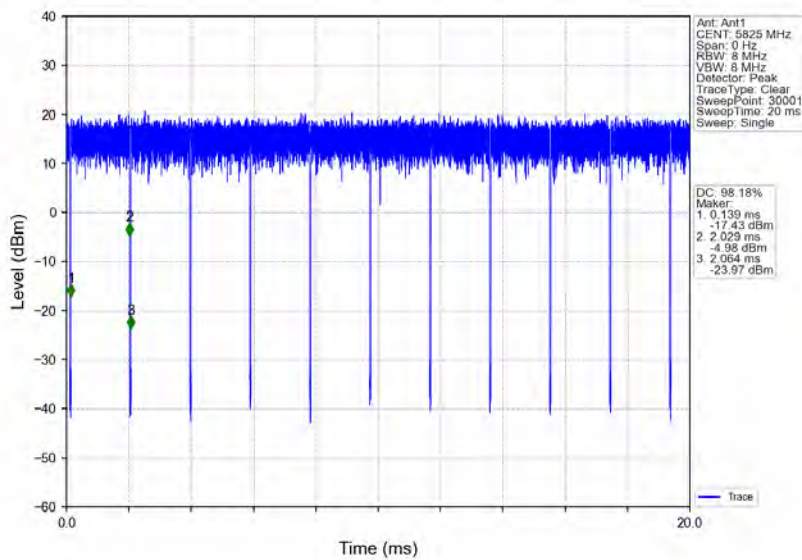
802.11n(HT20)\_LCH\_5745MHz\_Ant1\_NTNV



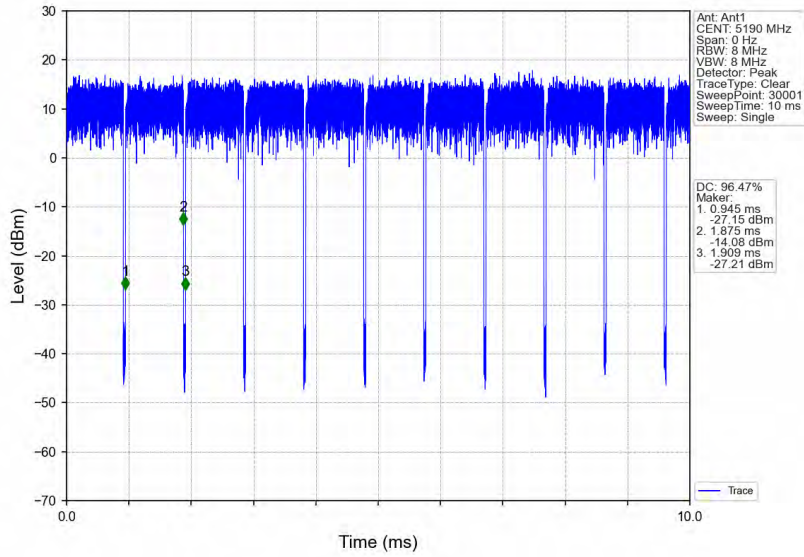
802.11n(HT20)\_MCH\_5785MHz\_Ant1\_NTNV



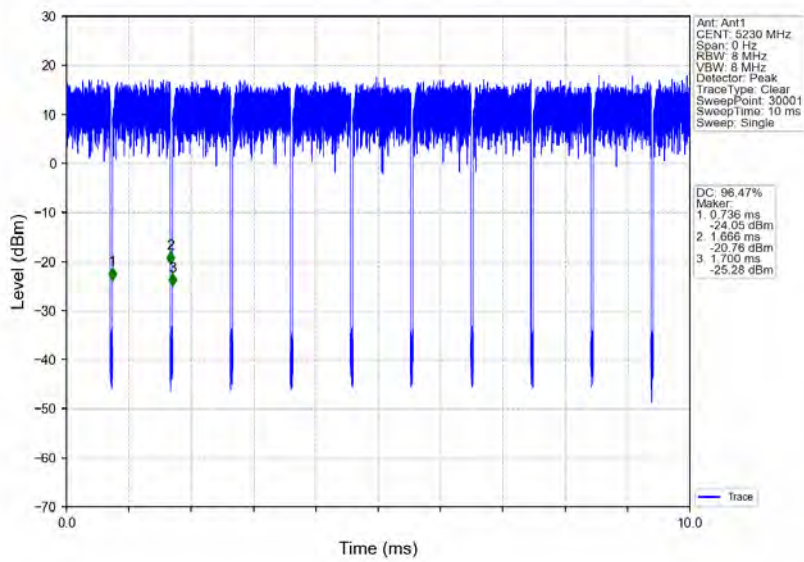
802.11n(HT20)\_HCH\_5825MHz\_Ant1\_NTNV



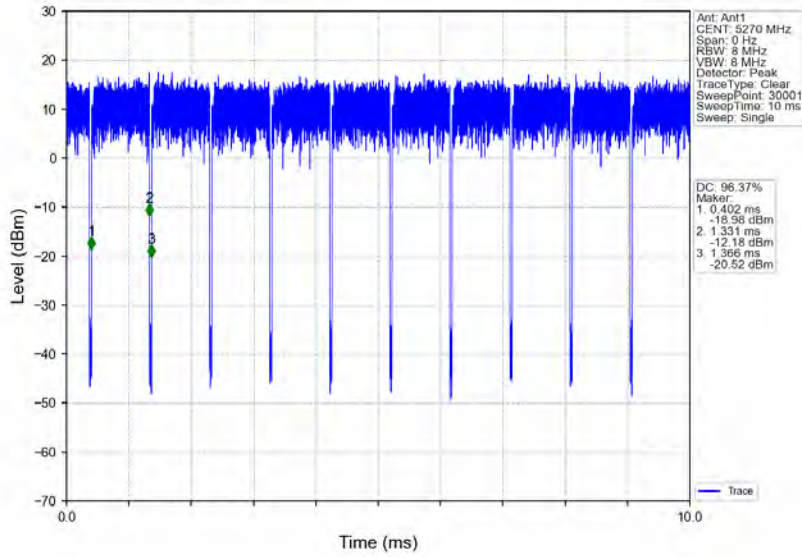
802.11n(HT40)\_LCH\_5190MHz\_Ant1\_NTNV



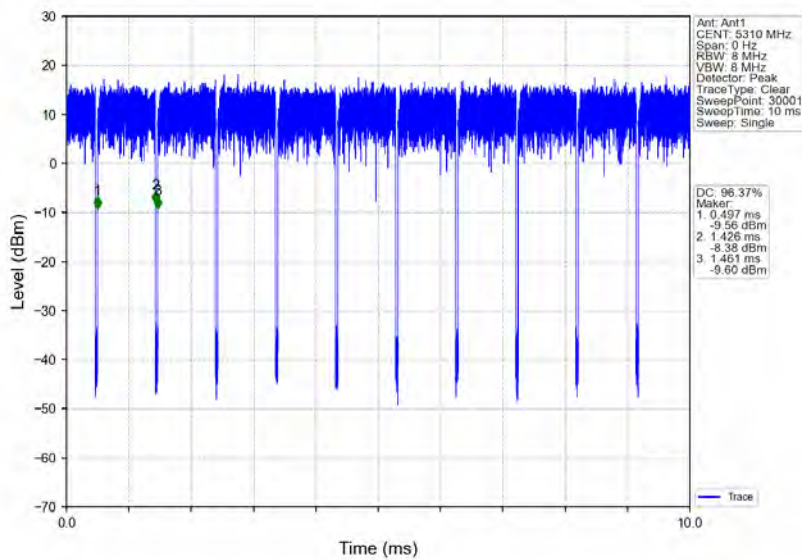
802.11n(HT40)\_HCH\_5230MHz\_Ant1\_NTNV



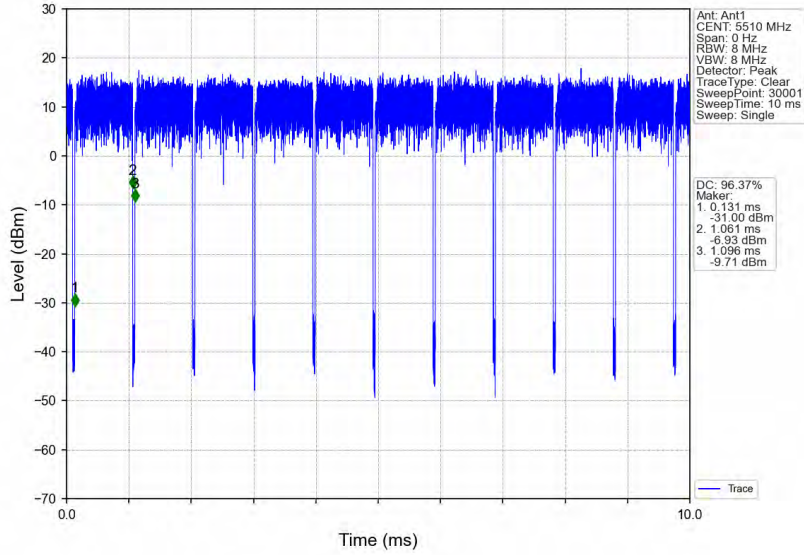
802.11n(HT40)\_LCH\_5270MHz\_Ant1\_NTNV



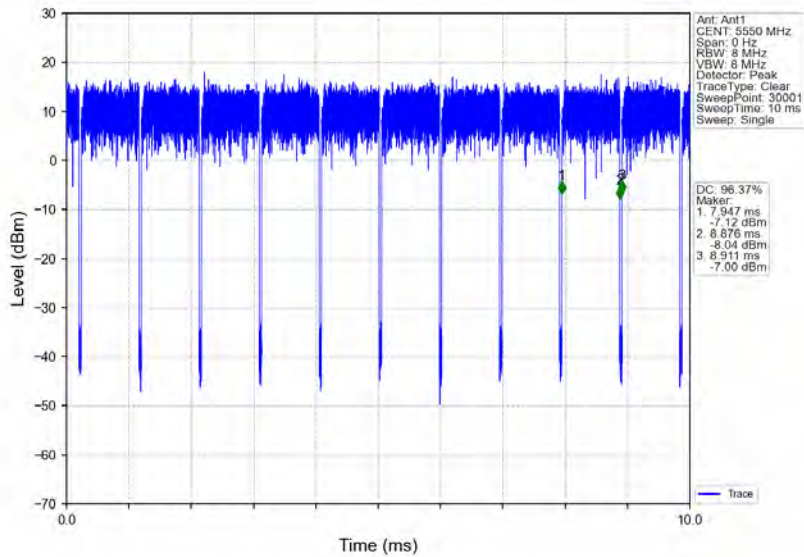
802.11n(HT40)\_HCH\_5310MHz\_Ant1\_NTNV



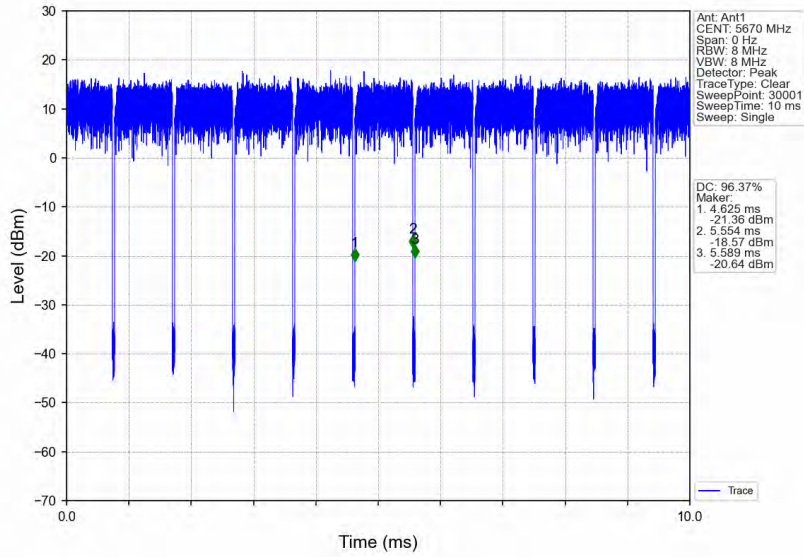
802.11n(HT40)\_LCH\_5510MHz\_Ant1\_NTNV



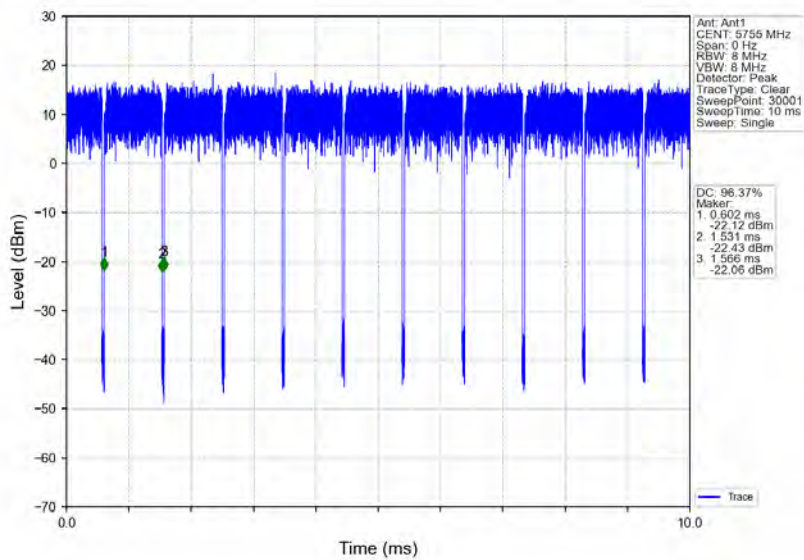
802.11n(HT40)\_MCH\_5550MHz\_Ant1\_NTNV



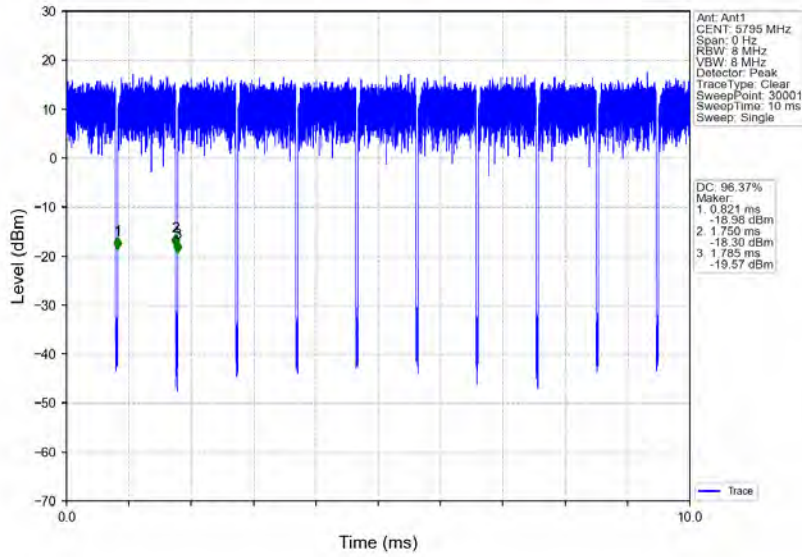
802.11n(HT40)\_HCH\_5670MHz\_Ant1\_NTNV



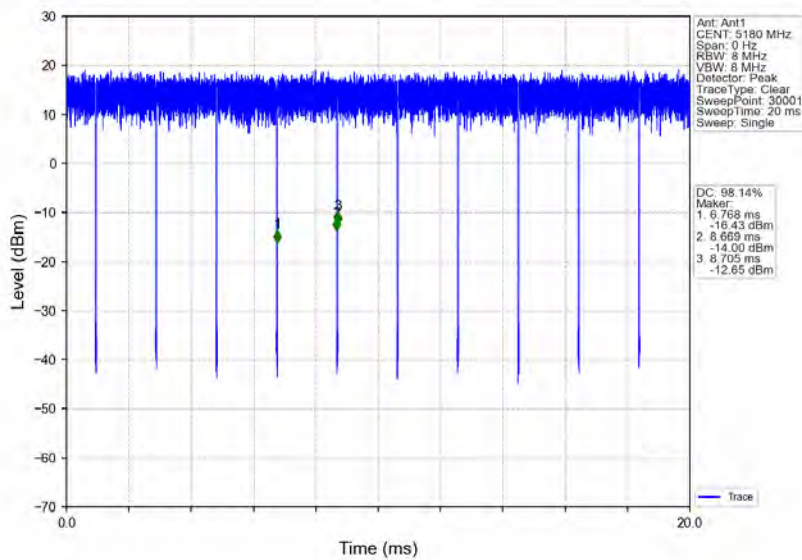
802.11n(HT40)\_LCH\_5755MHz\_Ant1\_NTNV



802.11n(HT40)\_HCH\_5795MHz\_Ant1\_NTNV

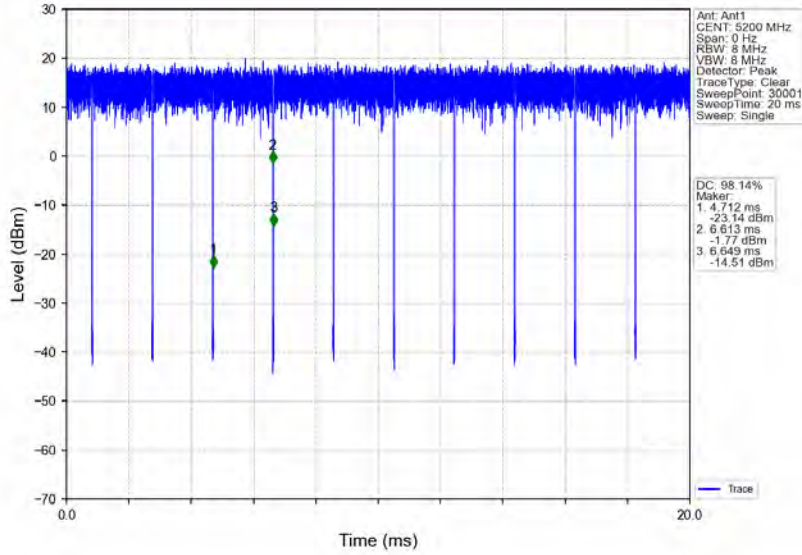


802.11ac(VHT20)\_LCH\_5180MHz\_Ant1\_NTNV

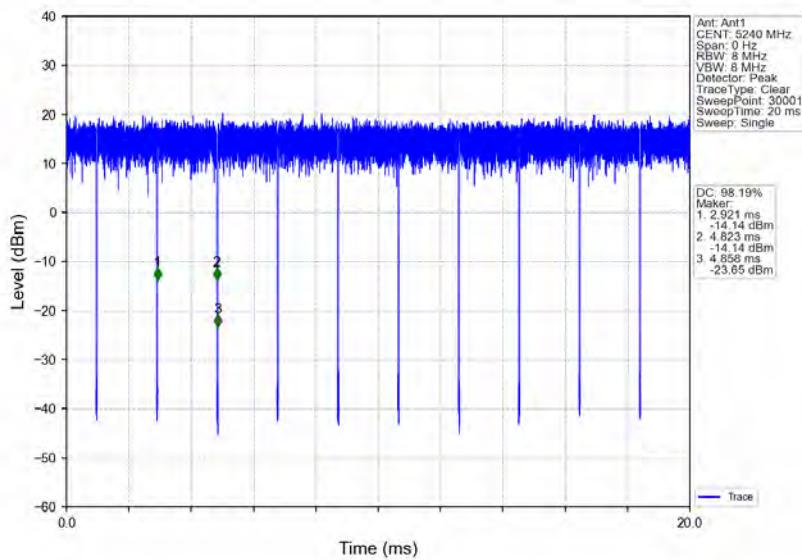




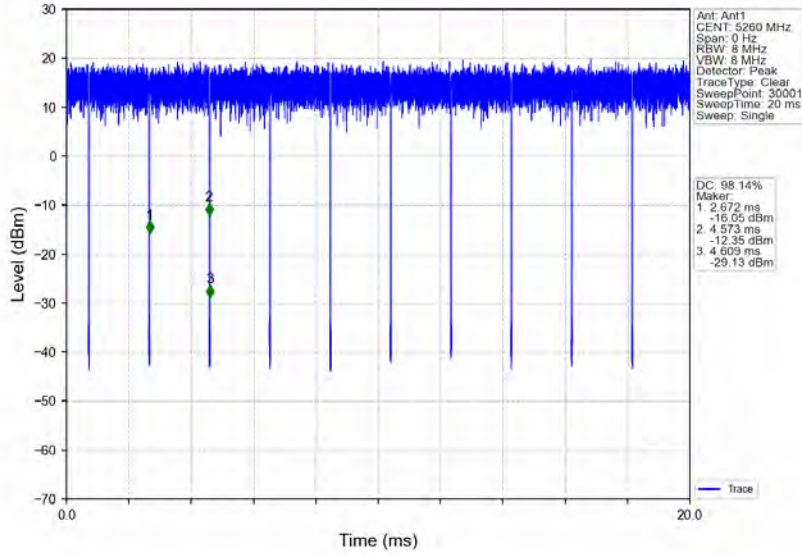
802.11ac(VHT20)\_MCH\_5200MHz\_Ant1\_NTNV



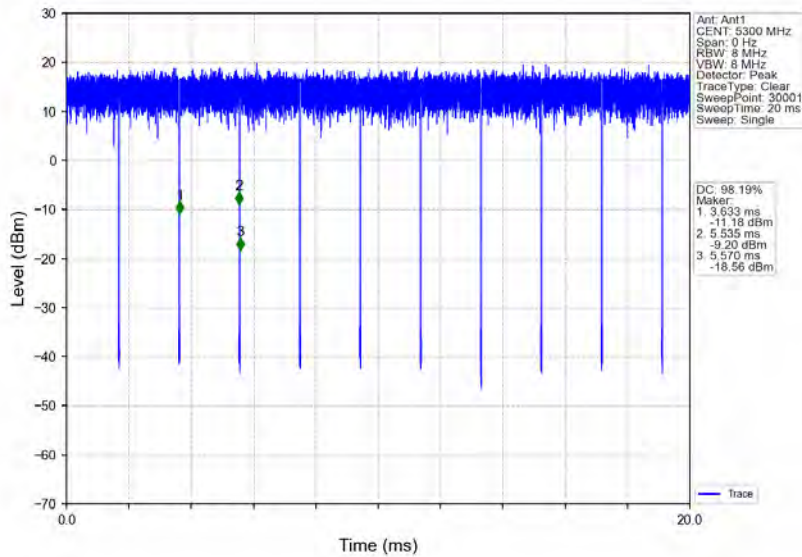
802.11ac(VHT20)\_HCH\_5240MHz\_Ant1\_NTNV



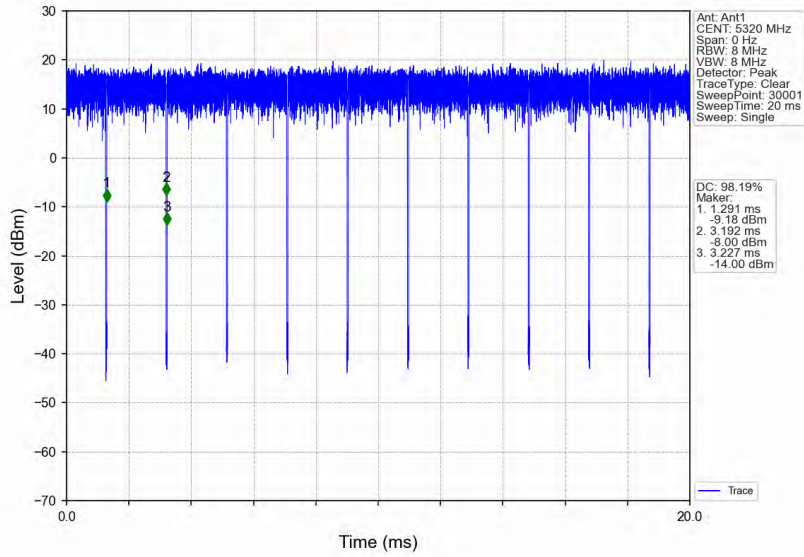
802.11ac(VHT20)\_LCH\_5260MHz\_Ant1\_NTNV



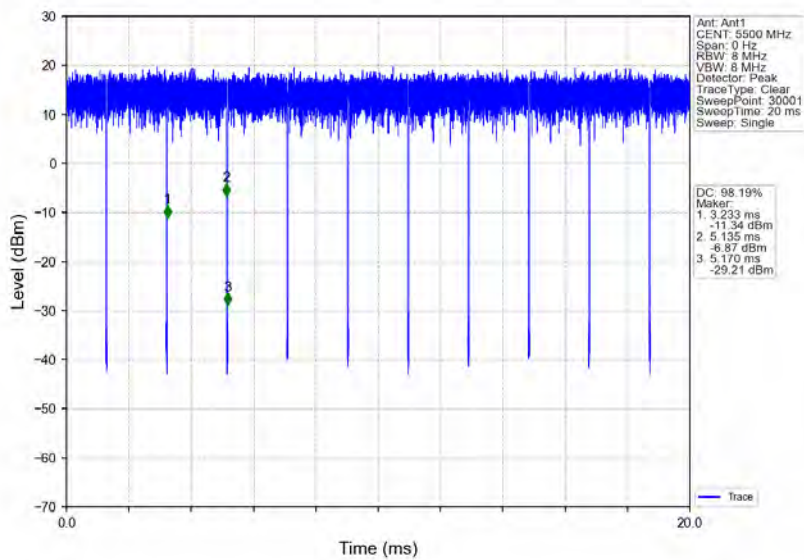
802.11ac(VHT20)\_MCH\_5300MHz\_Ant1\_NTNV



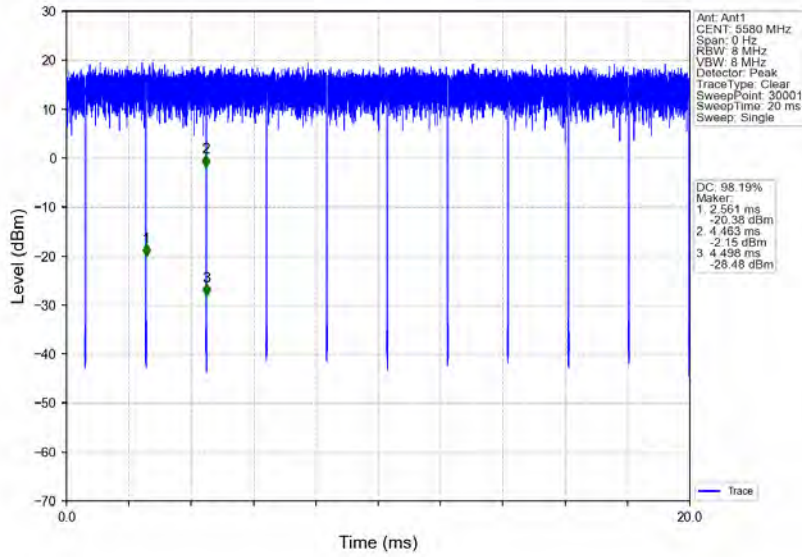
802.11ac(VHT20)\_HCH\_5320MHz\_Ant1\_NTNV



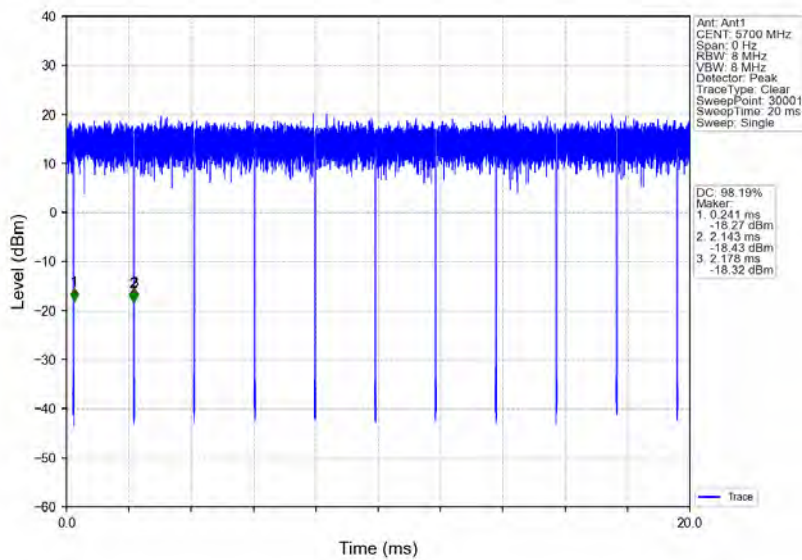
802.11ac(VHT20)\_LCH\_5500MHz\_Ant1\_NTNV



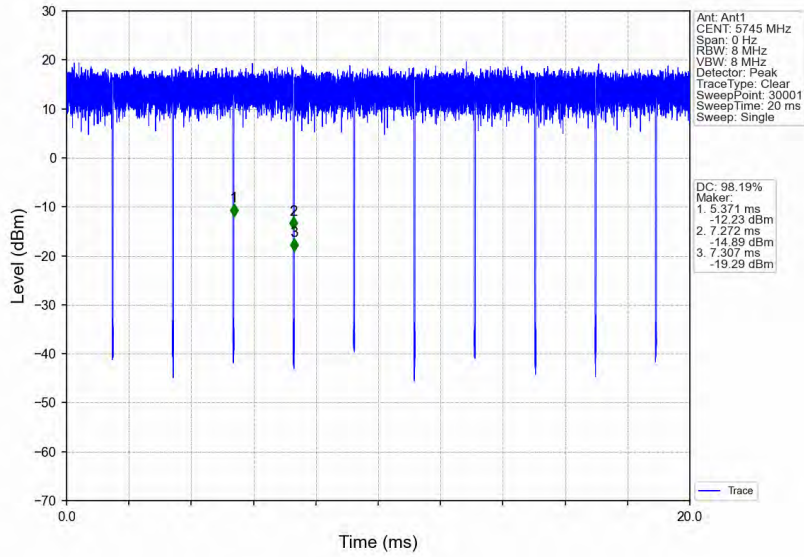
802.11ac(VHT20)\_MCH\_5580MHz\_Ant1\_NTNV



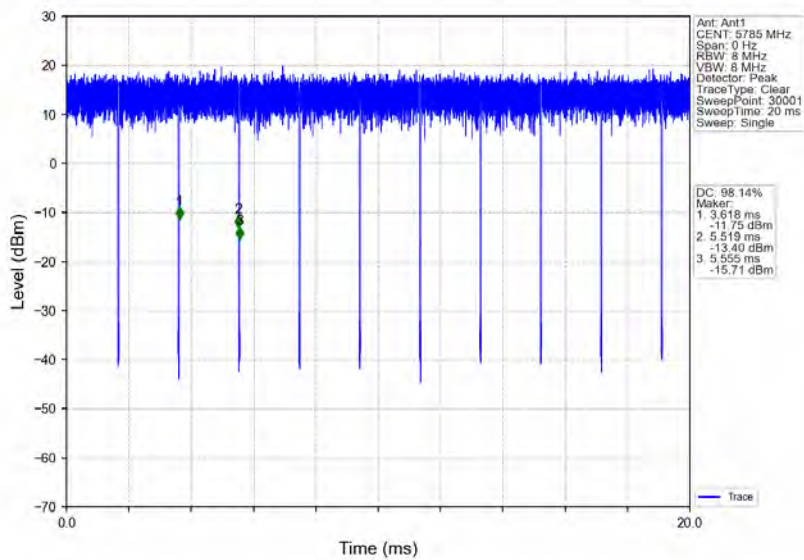
802.11ac(VHT20)\_HCH\_5700MHz\_Ant1\_NTNV



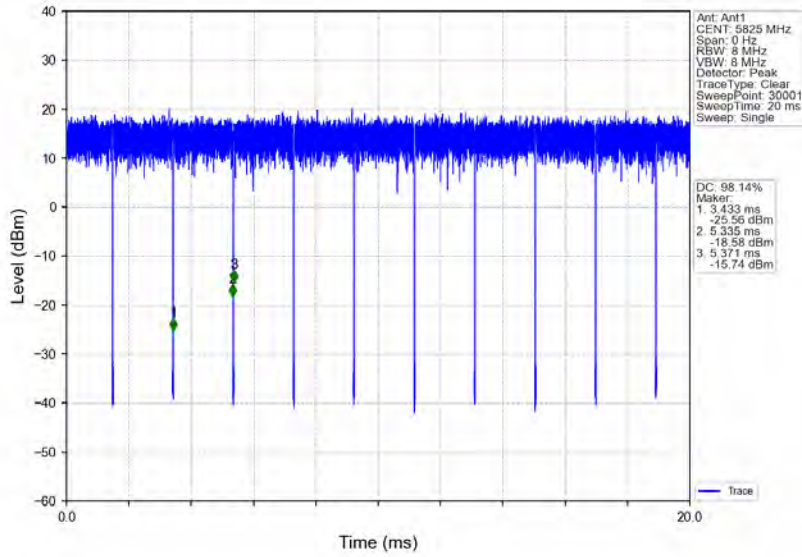
802.11ac(VHT20)\_LCH\_5745MHz\_Ant1\_NTNV



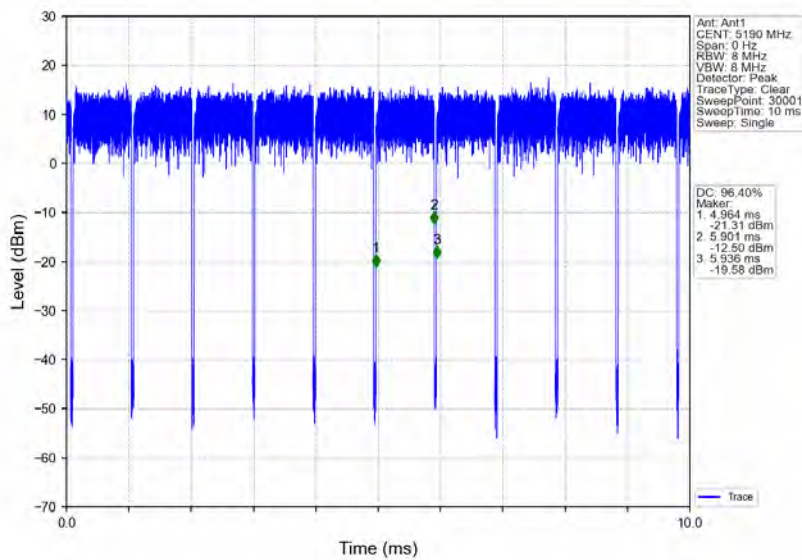
802.11ac(VHT20)\_MCH\_5785MHz\_Ant1\_NTNV



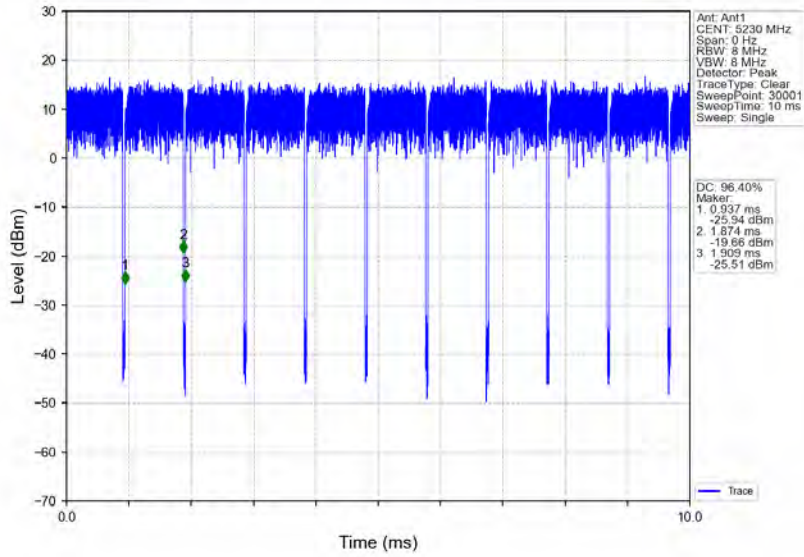
802.11ac(VHT20)\_HCH\_5825MHz\_Ant1\_NTNV



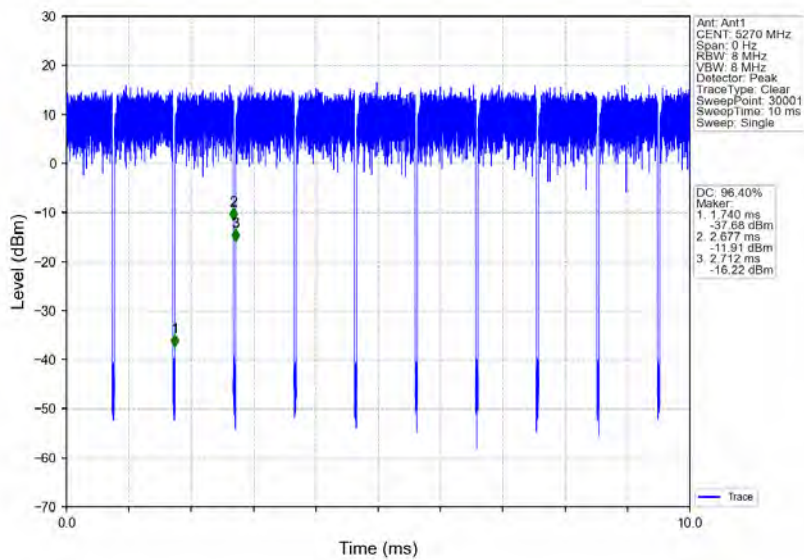
802.11ac(VHT40)\_LCH\_5190MHz\_Ant1\_NTNV



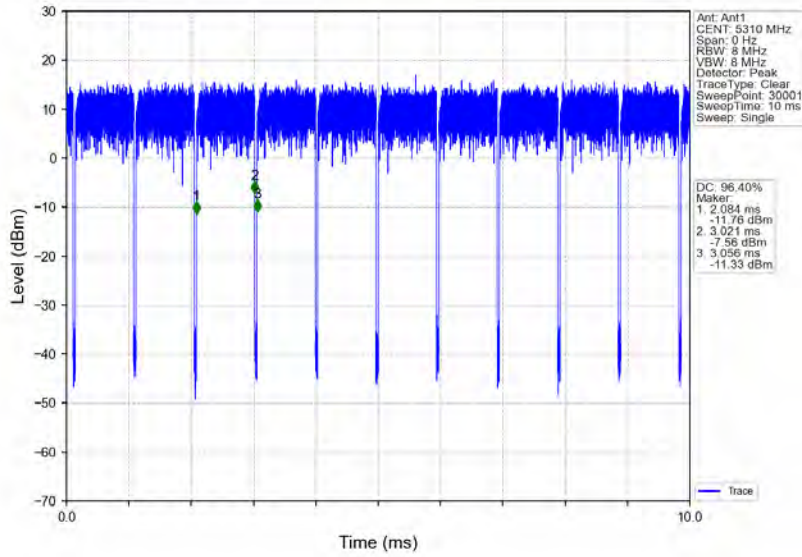
802.11ac(VHT40)\_HCH\_5230MHz\_Ant1\_NTNV



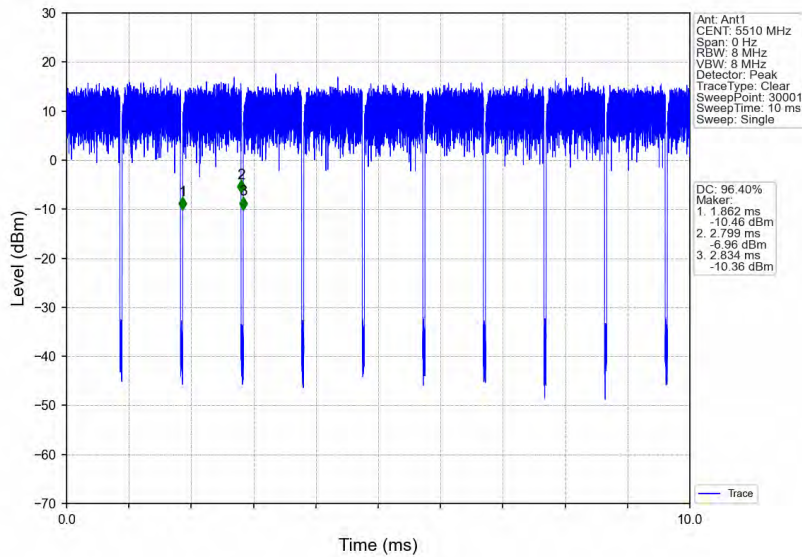
802.11ac(VHT40)\_LCH\_5270MHz\_Ant1\_NTNV



802.11ac(VHT40)\_HCH\_5310MHz\_Ant1\_NTNV

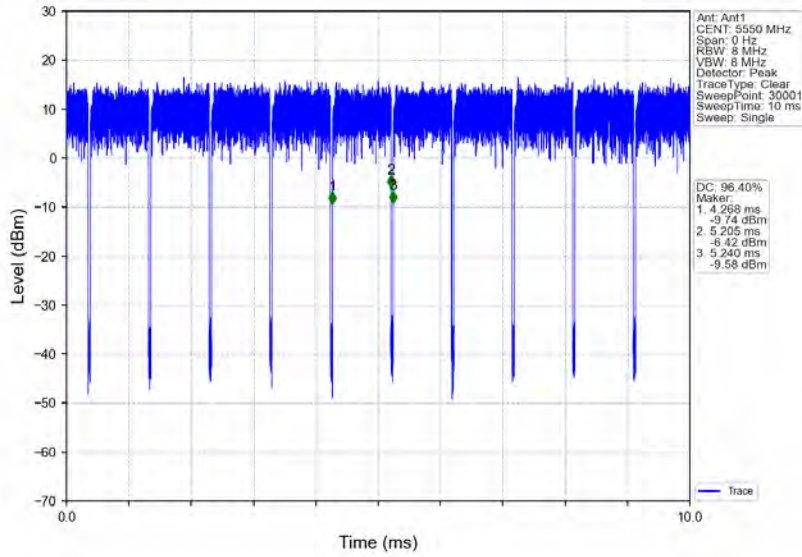


802.11ac(VHT40)\_LCH\_5510MHz\_Ant1\_NTNV

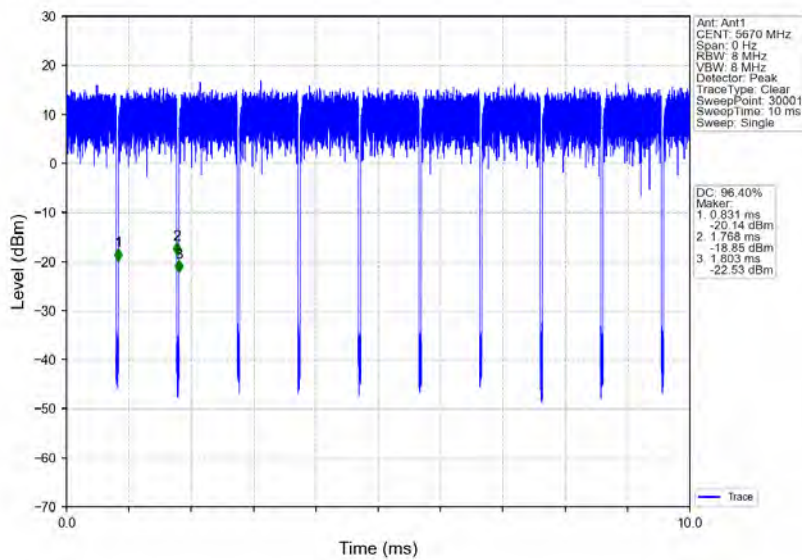




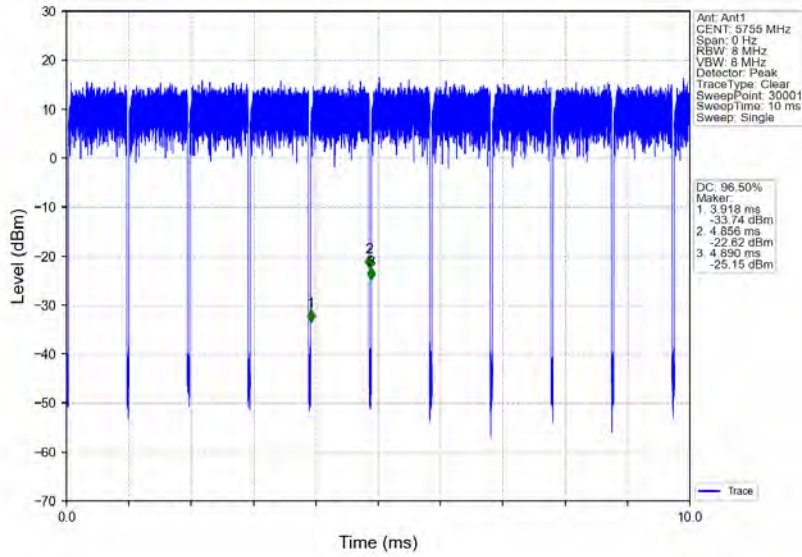
802.11ac(VHT40)\_MCH\_5550MHz\_Ant1\_NTNV



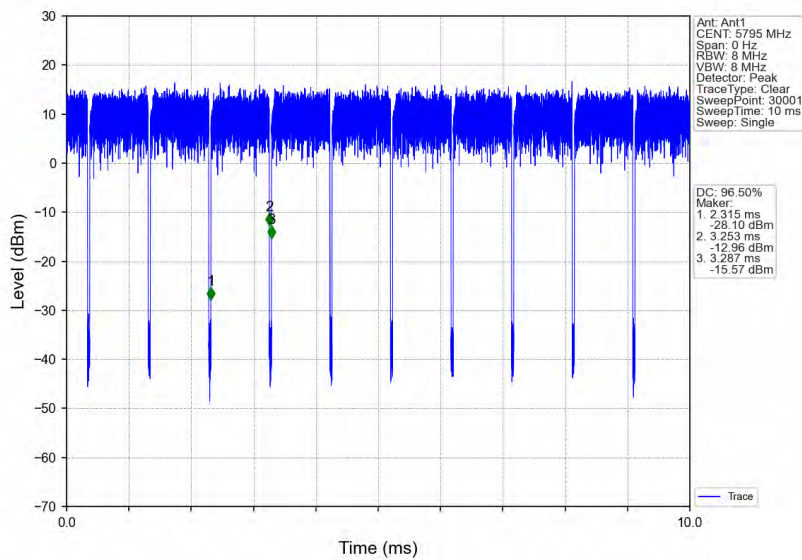
802.11ac(VHT40)\_HCH\_5670MHz\_Ant1\_NTNV



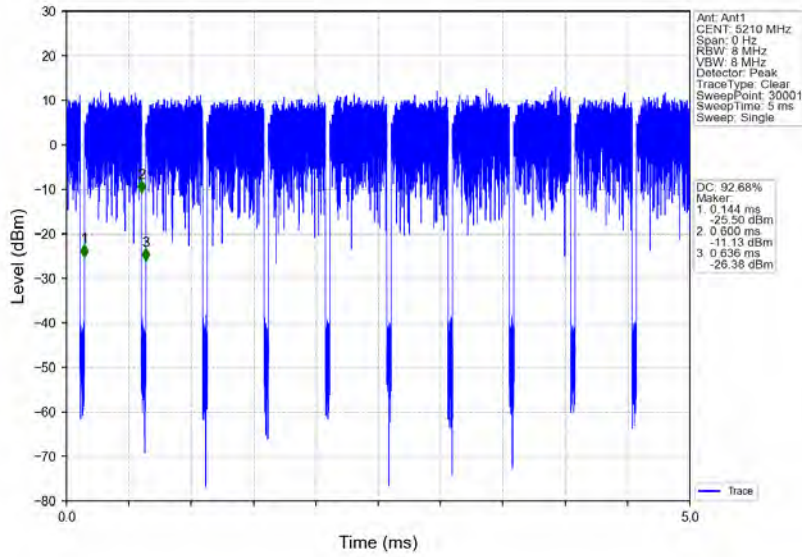
802.11ac(VHT40)\_LCH\_5755MHz\_Ant1\_NTNV



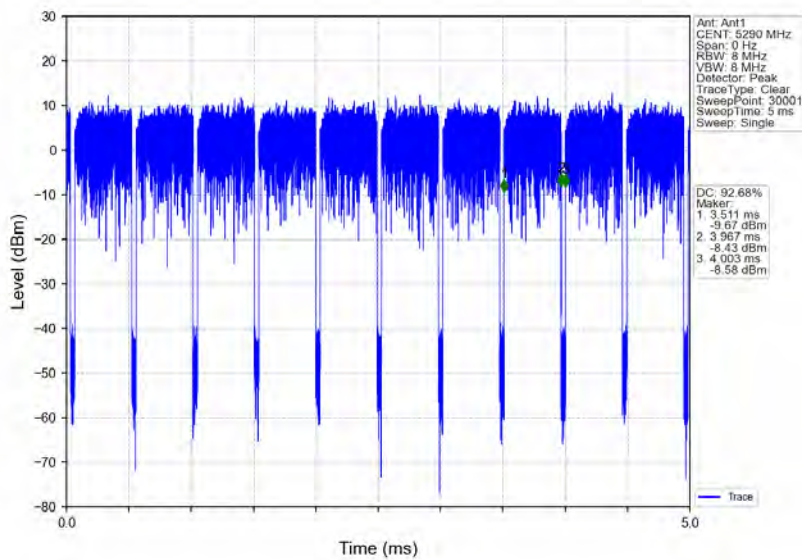
802.11ac(VHT40)\_HCH\_5795MHz\_Ant1\_NTNV



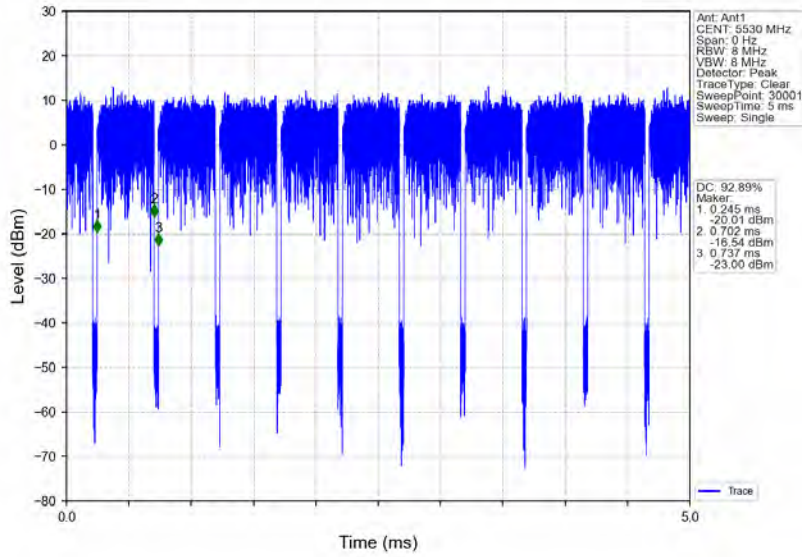
802.11ac(VHT80)\_MCH\_5210MHz\_Ant1\_NTNV



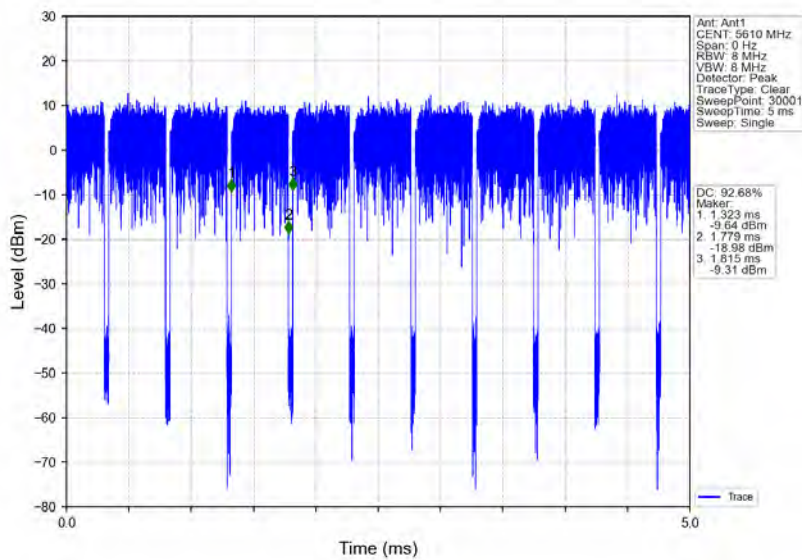
802.11ac(VHT80)\_MCH\_5290MHz\_Ant1\_NTNV



802.11ac(VHT80)\_LCH\_5530MHz\_Ant1\_NTNV



802.11ac(VHT80)\_HCH\_5610MHz\_Ant1\_NTNV



### 802.11ac(VHT80)\_MCH\_5775MHz\_Ant1\_NTNV

