



## SGS-CSTC Standards Technical Services Co., Ltd. Shenzhen Branch

SZSAR-TRF-01 Rev. A/0 May15,2023

Report No.: SZCR250100022801

Amendment 02

Page: 1 of 17

# Power Density Measurement Report

**Application No.:** SZCR2501000228IT  
**Applicant:** Shanghai Sunmi Technology Co.,Ltd.  
**Address of Applicant:** Room 505,No.388,Song Hu Road,Yang Pu District,Shanghai,China  
**Manufacturer:** Shanghai Sunmi Technology Co.,Ltd.  
**Address of Manufacturer:** Room 505,No.388,Song Hu Road,Yang Pu District,Shanghai,China  
**Product Name:** Wireless Data Terminal  
**Model No.:** TF31A  
**Trade Mark:** SUNMI  
**FCC ID:** 2AH25M3W  
FCC 47CFR §2.1093  
**Standards:** IEC/IEEE 63195-1:2022  
IEC/IEEE 62209-1528:2020  
**Date of Receipt:** 2025/01/08  
**Date of Test:** 2025/03/21  
**Date of Issue:** 2025/05/27, Amendment 02: 2025/06/09

**Test conclusion:**

**PASS \***

\*In the configuration tested, the EUT detailed in this report complied with the standards specified above.

Keny Xu

Keny Xu

EMC Laboratory Manager



Unless otherwise agreed in writing, this document is issued by the Company subject to its General Conditions of Service printed overleaf, available on request or accessible at <https://www.sgs.com/en/Terms-and-Conditions>. Attention is drawn to the limitation of liability, indemnification and jurisdiction issues defined therein. Any holder of this document is advised that information contained hereon reflects the Company's findings at the time of its intervention only and within the limits of Client's instructions, if any. The Company's sole responsibility is to its Client and this document does not exonerate parties to a transaction from exercising all their rights and obligations under the transaction documents. This document cannot be reproduced except in full, without prior written approval of the Company. Any unauthorized alteration, forgery or falsification of the content or appearance of this document is unlawful and offenders may be prosecuted to the fullest extent of the law. Unless otherwise stated the results shown in this test report refer only to the sample(s) tested and such sample(s) are retained for 30 days only.

Attention: To check the authenticity of testing /inspection report & certificate, please contact us at telephone: (86-755) 8307 1443, or email: [CN.Doccheck@sgs.com](mailto:CN.Doccheck@sgs.com)

No.1 Workshop, M-10, Middle Section, Science & Technology Park, Nanshan District, Shenzhen, Guangdong, China 518057 t (86-755) 26012053 www.ssgroup.com.cn  
中国·广东·深圳市南山区科技园中区M-10栋1号厂房 邮编: 518057 t (86-755) 26012053 sgs.china@sgs.com

Member of the SGS Group (SGS SA)



# SGS-CSTC Standards Technical Services Co., Ltd. Shenzhen Branch

SZSAR-TRF-01 Rev. A/0 May15,2023

Report No.: SZCR250100022801

Amendment 02

Page: 2 of 17

## Revision History

Report Number	Revision	Description	Issue Date
SZCR250100022801	01	Original	2025/05/27
SZCR250100022801	02	PAG Comment	2025/06/09

This report supersedes our previous report SZCR250100022801, issued on 2025/05/27, which is hereby deemed null and void.

Authorized for issue by:

Calvin Weng

Calvin Weng / Project Engineer

Eric Fu

Eric Fu / Reviewer



Unless otherwise agreed in writing, this document is issued by the Company subject to its General Conditions of Service printed overleaf, available on request or accessible at <https://www.sgs.com/en/Terms-and-Conditions>. Attention is drawn to the limitation of liability, indemnification and jurisdiction issues defined therein. Any holder of this document is advised that information contained hereon reflects the Company's findings at the time of its intervention only and within the limits of Client's instructions, if any. The Company's sole responsibility is to its Client and this document does not exonerate parties to a transaction from exercising all their rights and obligations under the transaction documents. This document cannot be reproduced except in full, without prior written approval of the Company. Any unauthorized alteration, forgery or falsification of the content or appearance of this document is unlawful and offenders may be prosecuted to the fullest extent of the law. Unless otherwise stated the results shown in this test report refer only to the sample(s) tested and such sample(s) are retained for 30 days only.  
Attention: To check the authenticity of testing / inspection report & certificate, please contact us at telephone: (86-755) 8307 1443, or email: [CN.Doccheck@sgs.com](mailto:CN.Doccheck@sgs.com)

No.1 Workshop, M-10, Middle Section, Science & Technology Park, Nanshan District, Shenzhen, Guangdong, China 518057 t (86-755) 26012053 www.sgsgroup.com.cn  
中国·广东·深圳市南山区科技园中区M-10栋1号厂房 邮编: 518057 t (86-755) 26012053 sgs.china@sgs.com

Member of the SGS Group (SGS SA)



## SGS-CSTC Standards Technical Services Co., Ltd. Shenzhen Branch

SZSAR-TRF-01 Rev. A/0 May15,2023

Report No.: SZCR250100022801

Amendment 02

Page: 3 of 17

### TEST SUMMARY

Frequency Band	Reported PD (W/m <sup>2</sup> )
WIFI 6E	9.44
PD Limit	10



Unless otherwise agreed in writing, this document is issued by the Company subject to its General Conditions of Service printed overleaf, available on request or accessible at <https://www.sgs.com/en/Terms-and-Conditions>. Attention is drawn to the limitation of liability, indemnification and jurisdiction issues defined therein. Any holder of this document is advised that information contained hereon reflects the Company's findings at the time of its intervention only and within the limits of Client's instructions, if any. The Company's sole responsibility is to its Client and this document does not exonerate parties to a transaction from exercising all their rights and obligations under the transaction documents. This document cannot be reproduced except in full, without prior written approval of the Company. Any unauthorized alteration, forgery or falsification of the content or appearance of this document is unlawful and offenders may be prosecuted to the fullest extent of the law. Unless otherwise stated the results shown in this test report refer only to the sample(s) tested and such sample(s) are retained for 30 days only.  
**Attention: To check the authenticity of testing /inspection report & certificate, please contact us at telephone: (86-755) 8307 1443, or email: CN.Doccheck@sgs.com**

No.1 Workshop, M-10, Middle Section, Science & Technology Park, Nanshan District, Shenzhen, Guangdong, China 518057 t (86-755) 26012053 www.sgs.com.cn  
中国·广东·深圳市南山区科技园中区M-10栋1号厂房 邮编: 518057 t (86-755) 26012053 sgs.china@sgs.com

Member of the SGS Group (SGS SA)

## CONTENTS

<b>1</b>	<b>General Information .....</b>	<b>5</b>
1.1	Test Location .....	5
1.2	General Description of EUT .....	5
1.3	Test Specification .....	6
1.4	RF exposure limit for above 6GHz .....	7
<b>2</b>	<b>System Description and Setup .....</b>	<b>8</b>
2.1	Power density measurement system .....	8
2.2	EUmmWaVe probe.....	9
2.3	Scan configuration .....	10
<b>3</b>	<b>System Verification Procedure .....</b>	<b>11</b>
3.1	PD Test System Verification .....	11
3.2	PD System Verification Results .....	12
3.3	Detailed System Check Results .....	12
<b>4</b>	<b>Measurement Data .....</b>	<b>13</b>
4.1	Measurement of RF Conducted Power .....	13
4.2	PD Test Data .....	14
<b>5</b>	<b>Equipment list.....</b>	<b>15</b>
<b>6</b>	<b>Measurement Uncertainty .....</b>	<b>16</b>
<b>7</b>	<b>Calibration certificate .....</b>	<b>17</b>
<b>8</b>	<b>Photographs .....</b>	<b>17</b>
<b>Appendix A: Detailed System Check Results .....</b>		<b>17</b>
<b>Appendix B: Detailed Test Results .....</b>		<b>17</b>
<b>Appendix C: Calibration certificate .....</b>		<b>17</b>
<b>Appendix D: Photographs.....</b>		<b>17</b>



Unless otherwise agreed in writing, this document is issued by the Company subject to its General Conditions of Service printed overleaf, available on request or accessible at <https://www.sgs.com/en/Terms-and-Conditions>. Attention is drawn to the limitation of liability, indemnification and jurisdiction issues defined therein. Any holder of this document is advised that information contained hereon reflects the Company's findings at the time of its intervention only and within the limits of Client's instructions, if any. The Company's sole responsibility is to its Client and this document does not exonerate parties to a transaction from exercising all their rights and obligations under the transaction documents. This document cannot be reproduced except in full, without prior written approval of the Company. Any unauthorized alteration, forgery or falsification of the content or appearance of this document is unlawful and offenders may be prosecuted to the fullest extent of the law. Unless otherwise stated the results shown in this test report refer only to the sample(s) tested and such sample(s) are retained for 30 days only.

Attention: To check the authenticity of testing /inspection report & certificate, please contact us at telephone: (86-755) 8307 1443, or email: CN.Doccheck@sgs.com

No.1 Workshop, M-10, Middle Section, Science & Technology Park, Nanshan District, Shenzhen, Guangdong, China 518057 t (86-755) 26012053 www.sgsgroup.com.cn  
中国·广东·深圳市南山区科技园中区M-10栋1号厂房 邮编: 518057 t (86-755) 26012053 sgs.china@sgs.com



# SGS-CSTC Standards Technical Services Co., Ltd. Shenzhen Branch

SZSAR-TRF-01 Rev. A/0 May15,2023

Report No.: SZCR250100022801

Amendment 02

Page: 5 of 17

## 1 General Information

### 1.1 Test Location

Company:	SGS-CSTC Standards Technical Services Co., Ltd. Shenzhen Branch
Address:	No. 1 Workshop, M-10, Middle section, Science & Technology Park, Nanshan District, Shenzhen, Guangdong, China
Post code:	518057
Test Engineer:	Bert Xu

### 1.2 General Description of EUT

Device Type :	portable device		
Exposure Category:	uncontrolled environment / general population		
Product Name:	Wireless Data Terminal		
Model No.(EUT):	TF31A		
FCC ID:	2AH25M3W		
Product Phase:	production unit		
Hardware Version:	V1.2		
Software Version:	T602AA_EVT_14.0_SUNMI_202503131820.00-00		
Modulation Mode:	OFDMA		
Frequency Bands:	Band	Tx (MHz)	Rx (MHz)
	UNII-5	5925-6425	5925-6425
	UNII-6	6425-6525	6425-6525
	UNII-7	6525-6875	6525-6875
	UNII-8	6875-7125	6875-7125

Note:

- 1.Since the above data and/or information is provided by the client relevant results or conclusions of this report are only made for these data and/or information, SGS is not responsible for the authenticity, integrity and results of the data and information and/or the validity of the conclusion.
- 2.As above information is provided and confirmed by the applicant. SGS is not liable to the accuracy, suitability, reliability or/and integrity of the information.
- 3.The device does not support 802.11ax OFDMA Partial RU tones (26T, 52T, 106T, etc.)



Unless otherwise agreed in writing, this document is issued by the Company subject to its General Conditions of Service printed overleaf, available on request or accessible at <https://www.sgs.com/en/Terms-and-Conditions>. Attention is drawn to the limitation of liability, indemnification and jurisdiction issues defined therein. Any holder of this document is advised that information contained hereon reflects the Company's findings at the time of its intervention only and within the limits of Client's instructions, if any. The Company's sole responsibility is to its Client and this document does not exonerate parties to a transaction from exercising all their rights and obligations under the transaction documents. This document cannot be reproduced except in full, without prior written approval of the Company. Any unauthorized alteration, forgery or falsification of the content or appearance of this document is unlawful and offenders may be prosecuted to the fullest extent of the law. Unless otherwise stated the results shown in this test report refer only to the sample(s) tested and such sample(s) are retained for 30 days only.  
Attention: To check the authenticity of testing /inspection report & certificate, please contact us at telephone: (86-755) 8307 1443, or email: CN.Doccheck@sgs.com

No.1 Workshop, M-10, Middle Section, Science & Technology Park, Nanshan District, Shenzhen, Guangdong, China 518057 t (86-755) 26012053 www.sgs.com.cn  
中国·广东·深圳市南山区科技园中区M-10栋1号厂房 邮编: 518057 t (86-755) 26012053 sgs.china@sgs.com



## SGS-CSTC Standards Technical Services Co., Ltd. Shenzhen Branch

SZSAR-TRF-01 Rev. A/0 May15,2023

Report No.: SZCR250100022801

Amendment 02

Page: 6 of 17

### 1.3 Test Specification

Identity	Document Title
FCC 47CFR §2.1093	Radiofrequency Radiation Exposure Evaluation: Portable Devices
ANSI/IEEE C95.1-1992	IEEE Standard for Safety Levels with Respect to Human Exposure to Radio Frequency Electromagnetic Fields, 3 kHz – 300 GHz.
IEC/IEEE 62209-1528:2020	Measurement procedure for the assessment of specific absorption rate of human exposure to radio frequency fields from hand-held and body-mounted wireless communication devices – Part 1528: Human models, instrumentation, and procedures (Frequency range of 4 MHz to 10 GHz)
IEC/IEEE 63195-1:2022	Assessment of power density of human exposure to radio frequency fields from wireless devices in close proximity to the head and body (frequency range of 6 GHz to 300 GHz) – Part 1: Measurement procedure
KDB 447498 D04	Interim General RF Exposure Guidance v01
KDB 248227 D01	SAR Guidance for IEEE 802 11 Wi-Fi SAR v02r02



Unless otherwise agreed in writing, this document is issued by the Company subject to its General Conditions of Service printed overleaf, available on request or accessible at <https://www.sgs.com/en/Terms-and-Conditions>. Attention is drawn to the limitation of liability, indemnification and jurisdiction issues defined therein. Any holder of this document is advised that information contained hereon reflects the Company's findings at the time of its intervention only and within the limits of Client's instructions, if any. The Company's sole responsibility is to its Client and this document does not exonerate parties to a transaction from exercising all their rights and obligations under the transaction documents. This document cannot be reproduced except in full, without prior written approval of the Company. Any unauthorized alteration, forgery or falsification of the content or appearance of this document is unlawful and offenders may be prosecuted to the fullest extent of the law. Unless otherwise stated the results shown in this test report refer only to the sample(s) tested and such sample(s) are retained for 30 days only.  
Attention: To check the authenticity of testing /inspection report & certificate, please contact us at telephone: (86-755) 8307 1443, or email: CN.Doccheck@sgs.com

No.1 Workshop, M-10, Middle Section, Science & Technology Park, Nanshan District, Shenzhen, Guangdong, China 518057 t (86-755) 26012053 www.sgsgroup.com.cn  
中国·广东·深圳市南山区科技园中区M-10栋1号厂房 邮编: 518057 t (86-755) 26012053 sgs.china@sgs.com

Member of the SGS Group (SGS SA)



## 1.4 RF exposure limit for above 6GHz

According to ANSI/IEEE C95.1-1992, the criteria listed in Table 1 shall be used to evaluate the environmental impact of human exposure to radio frequency (RF) radiation as specified in §1.1310.

Peak Spatially Averaged Power Density was evaluated over a circular area of 4cm<sup>2</sup> per interim FCC

Guidance for near-field power density evaluations per October 2018 TCB Workshop notes

Frequency range (MHz)	Electric field strength (V/m)	Magnetic field strength (A/m)	Power density (mW/cm <sup>2</sup> )	Averaging time (minutes)
<b>(A) Limits for Occupational/Controlled Exposures</b>				
0.3-3.0	614	1.63	*(100)	6
3.0-30	1842/f	4.89/f	*(900/f <sup>2</sup> )	6
30-300	61.4	0.163	1.0	6
300-1500			f/300	6
1500-100,000			5	6
<b>(B) Limits for General Population/Uncontrolled Exposure</b>				
0.3-1.34	614	1.63	*(100)	30
1.34-30	824/f	2.19/f	*(180/f <sup>2</sup> )	30
30-300	27.5	0.073	0.2	30
300-1500			f/1500	30
1500-100,000			1.0	30

**Note:** 1.0 mW/cm<sup>2</sup> is equal to 10 W/m<sup>2</sup>



Unless otherwise agreed in writing, this document is issued by the Company subject to its General Conditions of Service printed overleaf, available on request or accessible at <https://www.sgs.com/en/Terms-and-Conditions>. Attention is drawn to the limitation of liability, indemnification and jurisdiction issues defined therein. Any holder of this document is advised that information contained hereon reflects the Company's findings at the time of its intervention only and within the limits of Client's instructions, if any. The Company's sole responsibility is to its Client and this document does not exonerate parties to a transaction from exercising all their rights and obligations under the transaction documents. This document cannot be reproduced except in full, without prior written approval of the Company. Any unauthorized alteration, forgery or falsification of the content or appearance of this document is unlawful and offenders may be prosecuted to the fullest extent of the law. Unless otherwise stated the results shown in this test report refer only to the sample(s) tested and such sample(s) are retained for 30 days only.

Attention: To check the authenticity of testing /inspection report & certificate, please contact us at telephone: (86-755) 8307 1443, or email: CN.Doccheck@sgs.com

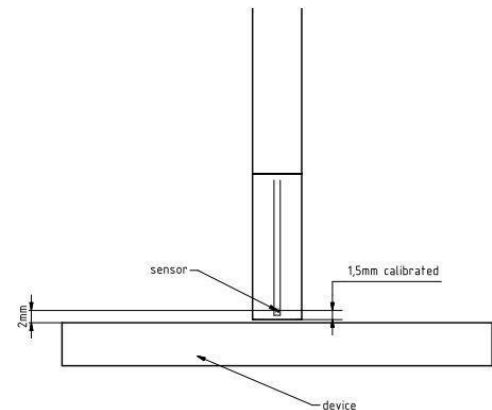

No.1 Workshop, M-10, Middle Section, Science & Technology Park, Nanshan District, Shenzhen, Guangdong, China 518057 t (86-755) 26012053 www.sgsgroup.com.cn  
中国·广东·深圳市南山区科技园中区M-10栋1号厂房 邮编: 518057 t (86-755) 26012053 sgs.china@sgs.com





### 2.2 EUmmWaVe probe

Frequency	750 MHz – 110 GHz
Probe Overall Length	320 mm
Probe Body Diameter	8.0 mm
Tip Length	23.0 mm
Tip Diameter	8.0 mm
Probe's two dipoles length	0.9 mm – Diode loaded
Dynamic Range	< 20 V/m - 10000 V/m with PRE-10 (min < 50 V/m - 3000 V/m)
Position Precision	< 0.2 mm
Distance between diode sensors and probe's tip	1.5 mm
Minimum Mechanical separation between probe tip and a Surface	0.5 mm
Applications	E-field measurements of 5G devices and other mm-wave transmitters operating above 10GHz in < 2 mm distance from device (free-space) Power density, H-field and far-field analysis using total field reconstruction.
Compatibility	cDASY6 + 5G-Module SW1.0 and higher



The EUmmWaVe probe is based on the pseudo-vector probe design, which not only measures the field magnitude but also derives its polarization ellipse. The design entails two small 0.8mm dipole sensors mechanically protected by high-density foam, printed on both sides of a 0.9mm wide and 0.12mm thick glass substrate. The body of the probe is specifically constructed to minimize distortion by the scattered fields. The probe consists of two sensors with different angles (1 and 2) arranged in the same plane in the probe axis. Three or more measurements of the two sensors are taken for different probe rotational angles to derive the amplitude and polarization information. The probe design allows measurements at distances as small as 2mm from the sensors to the surface of the device under test (DUT). The typical sensor to probe tip distance is 1.5 mm. The exact distance is calibrated.



## SGS-CSTC Standards Technical Services Co., Ltd. Shenzhen Branch

SZSAR-TRF-01 Rev. A/0 May15,2023


Report No.: SZCR250100022801

Amendment 02

Page:

10 of 17

### Data Acquisition Electronics (DAE)

Model	DAE	
Construction	Signal amplifier, multiplexer, A/D converter and control logic. Serial optical link for communication with DASY4/5 embedded system (fully remote controlled). Two step probe touch detector for mechanical surface detection and emergency robot stop.	
Measurement Range	-100 to +300 mV (16-bit resolution and two range settings: 4mV,400mV)	
Input Offset Voltage	< 5 $\mu$ V (with auto zero)	
Input Bias Current	< 50 f A	
Dimensions	60 x 60 x 68 mm	

## 2.3 Scan configuration

Fine-resolution scans on 2 different planes are performed to reconstruct the E- and H-fields as well as the power density; the z-distance between the 2 planes is set to  $\lambda/4$ . The (x, y) grid step is also set  $\lambda/4$ , the grid extent is set to sufficiently large to identify the field pattern and the peak.



Unless otherwise agreed in writing, this document is issued by the Company subject to its General Conditions of Service printed overleaf, available on request or accessible at <https://www.sgs.com/en/Terms-and-Conditions>. Attention is drawn to the limitation of liability, indemnification and jurisdiction issues defined therein. Any holder of this document is advised that information contained hereon reflects the Company's findings at the time of its intervention only and within the limits of Client's instructions, if any. The Company's sole responsibility is to its Client and this document does not exonerate parties to a transaction from exercising all their rights and obligations under the transaction documents. This document cannot be reproduced except in full, without prior written approval of the Company. Any unauthorized alteration, forgery or falsification of the content or appearance of this document is unlawful and offenders may be prosecuted to the fullest extent of the law. Unless otherwise stated the results shown in this test report refer only to the sample(s) tested and such sample(s) are retained for 30 days only.  
Attention: To check the authenticity of testing /inspection report & certificate, please contact us at telephone: (86-755) 8307 1443, or email: CN.Doccheck@sgs.com

No.1 Workshop, M-10, Middle Section, Science & Technology Park, Nanshan District, Shenzhen, Guangdong, China 518057 t (86-755) 26012053 www.sgs.com.cn  
中国·广东·深圳市南山区科技园中区M-10栋1号厂房 邮编: 518057 t (86-755) 26012053 sgs.china@sgs.com

Member of the SGS Group (SGS SA)

### 3 System Verification Procedure


#### 3.1 PD Test System Verification

The system was verified to be within  $\pm 0.66$  dB of the power density targets on the calibration certificate according to the test system specification in the user's manual and calibration facility recommendation. The 0.66 dB deviation threshold represents the expanded uncertainty for system performance checks using SPEAG's mmWave verification sources. The same spatial resolution and measurement region used in the source calibration was applied during the system check.

The measured power density distribution of verification source was also confirmed through visual inspection to have no noticeable differences, both spatially (shape) and numerically (level) from the distribution provided by the manufacturer, per November 2017 TCBC Workshop Notes.

Frequency [GHz]	Grid step	Grid extent X/Y [mm]	Measurement points
10	0.25 ( $\frac{\lambda}{4}$ )	120/120	16 × 16
30	0.25 ( $\frac{\lambda}{4}$ )	60/60	24 × 24
60	0.25 ( $\frac{\lambda}{4}$ )	32.5/32.5	26 × 26
90	0.25 ( $\frac{\lambda}{4}$ )	30/30	36 × 36

Settings for measurement of verification sources



System Verification Setup Photo



Unless otherwise agreed in writing, this document is issued by the Company subject to its General Conditions of Service printed overleaf, available on request or accessible at <https://www.sgs.com/en/Terms-and-Conditions>. Attention is drawn to the limitation of liability, indemnification and jurisdiction issues defined therein. Any holder of this document is advised that information contained hereon reflects the Company's findings at the time of its intervention only and within the limits of Client's instructions, if any. The Company's sole responsibility is to its Client and this document does not exonerate parties to a transaction from exercising all their rights and obligations under the transaction documents. This document cannot be reproduced except in full, without prior written approval of the Company. Any unauthorized alteration, forgery or falsification of the content or appearance of this document is unlawful and offenders may be prosecuted to the fullest extent of the law. Unless otherwise stated the results shown in this test report refer only to the sample(s) tested and such sample(s) are retained for 30 days only.

Attention: To check the authenticity of testing / inspection report & certificate, please contact us at telephone: (86-755) 8307 1443, or email: CN.Doccheck@sgs.com

No.1 Workshop, M-10, Middle Section, Science & Technology Park, Nanshan District, Shenzhen, Guangdong, China 518057 t (86-755) 26012053 www.sgs.com.cn  
中国·广东·深圳市南山区科技园中区M-10栋1号厂房 邮编: 518057 t (86-755) 26012053 sgs.china@sgs.com



## SGS-CSTC Standards Technical Services Co., Ltd. Shenzhen Branch

SZSAR-TRF-01 Rev. A/0 May15,2023

Report No.: SZCR250100022801

Amendment 02

Page: 12 of 17

### 3.2 PD System Verification Results

Frequent	Measured PD W/m <sup>2</sup>	Target PD W/m <sup>2</sup>	Circular Deviation (Within $\pm 0.66\text{dB}$ )	Test Date
	4cm <sup>2</sup>	4cm <sup>2</sup>	4cm <sup>2</sup>	
10G HZ Source	203.00	183	0.45	2025/03/21

### 3.3 Detailed System Check Results

Please see the Appendix A



Unless otherwise agreed in writing, this document is issued by the Company subject to its General Conditions of Service printed overleaf, available on request or accessible at <https://www.sgs.com/en/Terms-and-Conditions>. Attention is drawn to the limitation of liability, indemnification and jurisdiction issues defined therein. Any holder of this document is advised that information contained hereon reflects the Company's findings at the time of its intervention only and within the limits of Client's instructions, if any. The Company's sole responsibility is to its Client and this document does not exonerate parties to a transaction from exercising all their rights and obligations under the transaction documents. This document cannot be reproduced except in full, without prior written approval of the Company. Any unauthorized alteration, forgery or falsification of the content or appearance of this document is unlawful and offenders may be prosecuted to the fullest extent of the law. Unless otherwise stated the results shown in this test report refer only to the sample(s) tested and such sample(s) are retained for 30 days only.

Attention: To check the authenticity of testing /inspection report & certificate, please contact us at telephone: (86-755) 8307 1443, or email: [CN.Doccheck@sgs.com](mailto:CN.Doccheck@sgs.com)

No.1 Workshop, M-10, Middle Section, Science & Technology Park, Nanshan District, Shenzhen, Guangdong, China 518057 t (86-755) 26012053 [www.sgsgroup.com.cn](http://www.sgsgroup.com.cn)  
中国·广东·深圳市南山区科技园中区M-10栋1号厂房 邮编: 518057 t (86-755) 26012053 [sgs.china@sgs.com](mailto:sgs.china@sgs.com)

Member of the SGS Group (SGS SA)



## 4 Measurement Data

1. The PD test was performed of a 2mm separation between sensor and EUT surface (the probe tip is 0.5mm to the EUT surface), 2 mm separation distance PD testing is for hotspot and body worn exposure conditions.
2. According to TCBC Workshop in October 2018, 4 cm<sup>2</sup> averaging area are used.

### 4.1 Measurement of RF Conducted Power

WIFI 6E Full power				ANT2		ANT3		MIMO	
mode	Channel	Frequency(MHz)	Data Rate(Mbps)	Average Power (dBm)	Tune up	Average Power (dBm)	Tune up	Average Power (dBm)	Tune up
802.11ax (HE20)	1	5955	MCS0	9.29	10.5	9.07	10.5	12.19	13.5
	97	6435		8.97	10	8.75	10	11.87	13
	117	6535		8.48	9.5	8.23	9.5	11.37	12.5
	189	6895		-3.15	-2	-3.39	-2	-0.26	1
	233	7115		-4.19	-3	-4.41	-3	-1.29	0
802.11ax (HE40)	3	5965	MCS0	9.62	11	9.40	11	12.52	14
	99	6445		9.62	11	9.39	11	12.52	14
	147	6685		9.45	11	9.24	11	12.36	14
	195	6925		9.31	11	9.10	11	12.22	14
	227	7085		9.39	11	9.15	11	12.28	14
802.11ax (HE80)	7	5985	MCS0	9.32	11	9.09	11	12.22	14
	103	6465		<b>9.71</b>	<b>11</b>	<b>9.50</b>	<b>11</b>	<b>12.62</b>	<b>14</b>
	151	6705		9.29	11	9.08	11	12.20	14
	199	6945		9.48	11	9.27	11	12.39	14
	215	7025		9.70	11	9.49	11	12.61	14



Unless otherwise agreed in writing, this document is issued by the Company subject to its General Conditions of Service printed overleaf, available on request or accessible at <https://www.sgs.com/en/Terms-and-Conditions>. Attention is drawn to the limitation of liability, indemnification and jurisdiction issues defined therein. Any holder of this document is advised that information contained hereon reflects the Company's findings at the time of its intervention only and within the limits of Client's instructions, if any. The Company's sole responsibility is to its Client and this document does not exonerate parties to a transaction from exercising all their rights and obligations under the transaction documents. This document cannot be reproduced except in full, without prior written approval of the Company. Any unauthorized alteration, forgery or falsification of the content or appearance of this document is unlawful and offenders may be prosecuted to the fullest extent of the law. Unless otherwise stated the results shown in this test report refer only to the sample(s) tested and such sample(s) are retained for 30 days only.

Attention: To check the authenticity of testing /inspection report & certificate, please contact us at telephone: (86-755) 8307 1443, or email: CN.Doccheck@sgs.com

No.1 Workshop, M-10, Middle Section, Science & Technology Park, Nanshan District, Shenzhen, Guangdong, China 518057 t (86-755) 26012053 www.sgs.com.cn  
中国·广东·深圳市南山区科技园中区M-10栋1号厂房 邮编: 518057 t (86-755) 26012053 sgs.china@sgs.com





## SGS-CSTC Standards Technical Services Co., Ltd. Shenzhen Branch

SZSAR-TRF-01 Rev. A/0 May15,2023

Report No.: SZCR250100022801

Amendment 02

Page:

14 of 17

### 4.2 PD Test Data

Wi-Fi 6E PD Test Record MIMO															
Test position	Test mode	Test ch./Freq.	Distance (mm)	Grid Step (λ)	Duty Cycle	Duty Cycle Scaled factor	iPDn	iPD ratio	Measured PD 4cm <sup>2</sup> (W/m <sup>2</sup> )	Power drift (dB)	Conducted Power (dBm)	Tune up Limit (dBm)	Scaling Factor for measurement uncertainty	Tune up Scaled factor	Scaled PD 4cm <sup>2</sup> (W/m <sup>2</sup> )
Power Density Test DATA															
Back side	802.11ax 80M	103/6465	2	0.0625	86.47%	1.156	/	/	2.28	0.06	12.62	14.00	1.5493	1.375	5.615
Top side	802.11ax 80M	103/6465	2	0.0625	86.47%	1.156	10.40	0.00	2.56	-0.04	12.62	14.00	1.5493	1.375	6.305
Top side	802.11ax 80M	103/6465	9.3	0.0625	86.47%	1.156	10.40		0.642	0.06	12.62	14.00	1.5493	1.375	1.581
Top side	802.11ax 80M	7/5985	2	0.0625	86.47%	1.156	/	/	2.53	-0.09	12.22	14.00	1.5493	1.508	6.833
Top side	802.11ax 80M	151/6705	2	0.0625	86.47%	1.156	/	/	3.48	0.01	12.20	14.00	1.5493	1.515	<b>9.441</b>
Top side	802.11ax 80M	199/6945	2	0.0625	86.47%	1.156	/	/	2.42	0.06	12.39	14.00	1.5493	1.450	6.284
Top side	802.11ax 80M	215/7025	2	0.0625	86.47%	1.156	/	/	2.37	0.01	12.61	14.00	1.5493	1.378	5.850



Unless otherwise agreed in writing, this document is issued by the Company subject to its General Conditions of Service printed overleaf, available on request or accessible at <https://www.sgs.com/en/Terms-and-Conditions>. Attention is drawn to the limitation of liability, indemnification and jurisdiction issues defined therein. Any holder of this document is advised that information contained hereon reflects the Company's findings at the time of its intervention only and within the limits of Client's instructions, if any. The Company's sole responsibility is to its Client and this document does not exonerate parties to a transaction from exercising all their rights and obligations under the transaction documents. This document cannot be reproduced except in full, without prior written approval of the Company. Any unauthorized alteration, forgery or falsification of the content or appearance of this document is unlawful and offenders may be prosecuted to the fullest extent of the law. Unless otherwise stated the results shown in this test report refer only to the sample(s) tested and such sample(s) are retained for 30 days only.  
Attention: To check the authenticity of testing /inspection report & certificate, please contact us at telephone: (86-755) 8307 1443, or email: CN.Doccheck@sgs.com

No.1 Workshop, M-10, Middle Section, Science & Technology Park, Nanshan District, Shenzhen, Guangdong, China 518057 t (86-755) 26012053 www.sgsgroup.com.cn  
中国·广东·深圳市南山区科技园中区M-10栋1号厂房 邮编: 518057 t (86-755) 26012053 sgs.china@sgs.com

Member of the SGS Group (SGS SA)

## 5 Equipment list

Test Platform		SPEAG DASY Professional				
Description		PD Test System				
Software Reference		cDASY6 V2.2.0.76				
Hardware Reference						
Equipment		Manufacturer	Model	Inventory No.	Calibration Date	Due date of calibration
<input checked="" type="checkbox"/>	Test Phantom	SPEAG	mmWave	SZ-WSR-A-029	NCR	NCR
<input checked="" type="checkbox"/>	DAE	SPEAG	DAE4	SZ-WSR-M-031	2025-02-17	2026-02-16
<input checked="" type="checkbox"/>	E-U Probe	SPEAG	EUmmWV4	SZ-WSR-M-048	2024/8/23	2025/8/22
<input checked="" type="checkbox"/>	5G Verification Source	SPEAG	10GHz	SZ-WSR-M-048	2024/8/20	2025/8/19
<input checked="" type="checkbox"/>	Dielectric parameter probes	SPEAG	DAKS-3.5	SZ-WSR-M-053	2024/6/26	2025/6/25
<input checked="" type="checkbox"/>	RF Bi-Directional Coupler	Agilent	86205-60001	SZ-WSR-A-004	NCR	NCR
<input checked="" type="checkbox"/>	Signal Generator	Agilent	N5171B	SZ-WSR-M-006	2025/1/7	2026/1/6
<input checked="" type="checkbox"/>	Preamplifier	Mini-Circuits	ZHL-42W	SZ-WSR-A-001	NCR	NCR
<input checked="" type="checkbox"/>	Preamplifier	Compliance Directions Systems Inc.	AMP28-3W	SZ-WSR-A-002	NCR	NCR
<input checked="" type="checkbox"/>	Power Meter	Agilent	E4416A	SZ-WSR-M-007	2025/1/7	2026/1/6
<input checked="" type="checkbox"/>	Power Sensor	Agilent	8481H	SZ-WSR-M-008	2025/1/7	2026/1/6
<input checked="" type="checkbox"/>	Power Sensor	R&S	NRP-Z92	SZ-WSR-M-009	2025/1/8	2026/1/7
<input checked="" type="checkbox"/>	Attenuator	SHX	TS2-3dB	SZ-WSR-A-012	NCR	NCR
<input checked="" type="checkbox"/>	Humidity and Temperature Indicator	CHIGAO	HTC-1	SZ-WSR-M-013	2024/05/28	2025/05/27



Unless otherwise agreed in writing, this document is issued by the Company subject to its General Conditions of Service printed overleaf, available on request or accessible at <https://www.sgs.com/en/Terms-and-Conditions>. Attention is drawn to the limitation of liability, indemnification and jurisdiction issues defined therein. Any holder of this document is advised that information contained hereon reflects the Company's findings at the time of its intervention only and within the limits of Client's instructions, if any. The Company's sole responsibility is to its Client and this document does not exonerate parties to a transaction from exercising all their rights and obligations under the transaction documents. This document cannot be reproduced except in full, without prior written approval of the Company. Any unauthorized alteration, forgery or falsification of the content or appearance of this document is unlawful and offenders may be prosecuted to the fullest extent of the law. Unless otherwise stated the results shown in this test report refer only to the sample(s) tested and such sample(s) are retained for 30 days only.

Attention: To check the authenticity of testing / inspection report & certificate, please contact us at telephone: (86-755) 8307 1443, or email: CN.Doccheck@sgs.com

No.1 Workshop, M-10, Middle Section, Science & Technology Park, Nanshan District, Shenzhen, Guangdong, China 518057 t (86-755) 26012053 www.sgs.com.cn  
中国·广东·深圳市南山区科技园中区M-10栋1号厂房 邮编: 518057 t (86-755) 26012053 sgs.china@sgs.com

## 6 Measurement Uncertainty

a	b	c	d	e	f=b*e/d	g
Error Description	Uncertainty Value (±dB)	Probability	Div.	Ci	Standard Uncertainty (±dB)	Vi (Veff)
Probe Calibration	0.49	N	1	1	0.49	∞
Probe correction	0.00	R	1.732	1	0.00	∞
Frequency response (BW ≤1 GHz)	0.20	R	1.732	1	0.12	∞
Sensor cross coupling	0.00	R	1.732	1	0.00	∞
Isotropy	0.50	R	1.732	1	0.29	∞
Linearity	0.20	R	1.732	1	0.12	∞
Probe scattering	0.00	R	1.732	1	0.00	∞
Probe positioning offset	0.30	R	1.732	1	0.17	∞
Probe positioning repeatability	0.04	R	1.732	1	0.02	∞
Sensor mechanical offset	0.00	R	1.732	1	0.00	∞
Probe spatial resolution	0.00	R	1.732	1	0.00	∞
Field impedance dependance	0.00	R	1.732	1	0.00	∞
Amplitude and phase drift	0.00	R	1.732	1	0.00	∞
Amplitude and phase noise	0.04	R	1.732	1	0.02	∞
Measurement area truncation	0.00	R	1.732	1	0.00	∞
Data acquisition	0.03	N	1	1	0.03	∞
Sampling	0.00	R	1.732	1	0.00	∞
Field reconstruction	2.00	R	1.732	1	1.15	∞
Forward transformation	0.00	R	1.732	1	0.00	∞
Power density scaling	0.00	R	1.732	1	0.00	∞
Spatial averaging	0.10	R	1.732	1	0.06	∞
System detection limit	0.04	R	1.732	1	0.02	∞
Probe coupling with DUT	0.00	R	1.732	1	0.00	∞
Modulation response	0.40	R	1.732	1	0.23	∞
Integration time	0.00	R	1.732	1	0.00	∞
Response time	0.00	R	1.732	1	0.00	∞
Device holder influence	0.10	R	1.732	1	0.06	∞
DUT alignment	0.00	R	1.732	1	0.00	∞
RF ambient conditions	0.04	R	1.732	1	0.02	∞
Ambient reflections	0.04	R	1.732	1	0.02	∞
Immunity / secondary reception	0.00	R	1.732	1	0.00	∞
Drift of the DUT		R	1.732	1	0.00	∞
Combined Std. Uncertainty					1.33	
Expanded STD Uncertainty (95%), K=2					2.67	



Unless otherwise agreed in writing, this document is issued by the Company subject to its General Conditions of Service printed overleaf, available on request or accessible at <https://www.sgs.com/en/Terms-and-Conditions>. Attention is drawn to the limitation of liability, indemnification and jurisdiction issues defined therein. Any holder of this document is advised that information contained hereon reflects the Company's findings at the time of its intervention only and within the limits of Client's instructions, if any. The Company's sole responsibility is to its Client and this document does not exonerate parties to a transaction from exercising all their rights and obligations under the transaction documents. This document cannot be reproduced except in full, without prior written approval of the Company. Any unauthorized alteration, forgery or falsification of the content or appearance of this document is unlawful and offenders may be prosecuted to the fullest extent of the law. Unless otherwise stated the results shown in this test report refer only to the sample(s) tested and such sample(s) are retained for 30 days only.

Attention: To check the authenticity of testing / inspection report & certificate, please contact us at telephone: (86-755) 8307 1443, or email: CN.Doccheck@sgs.com

No.1 Workshop, M-10, Middle Section, Science & Technology Park, Nanshan District, Shenzhen, Guangdong, China 518057 t (86-755) 26012053 www.sgs.com.cn  
 中国·广东·深圳市南山区科技园中区M-10栋1号厂房 邮编: 518057 t (86-755) 26012053 sgs.china@sgs.com



## SGS-CSTC Standards Technical Services Co., Ltd. Shenzhen Branch

SZSAR-TRF-01 Rev. A/0 May15,2023

Report No.: SZCR250100022801

Amendment 02

Page: 17 of 17

### 7 Calibration certificate

Please see the Appendix C

### 8 Photographs

Please see the Appendix D

## Appendix A: Detailed System Check Results

## Appendix B: Detailed Test Results

## Appendix C: Calibration certificate

## Appendix D: Photographs

---END---



Unless otherwise agreed in writing, this document is issued by the Company subject to its General Conditions of Service printed overleaf, available on request or accessible at <https://www.sgs.com/en/Terms-and-Conditions>. Attention is drawn to the limitation of liability, indemnification and jurisdiction issues defined therein. Any holder of this document is advised that information contained hereon reflects the Company's findings at the time of its intervention only and within the limits of Client's instructions, if any. The Company's sole responsibility is to its Client and this document does not exonerate parties to a transaction from exercising all their rights and obligations under the transaction documents. This document cannot be reproduced except in full, without prior written approval of the Company. Any unauthorized alteration, forgery or falsification of the content or appearance of this document is unlawful and offenders may be prosecuted to the fullest extent of the law. Unless otherwise stated the results shown in this test report refer only to the sample(s) tested and such sample(s) are retained for 30 days only.  
Attention: To check the authenticity of testing / inspection report & certificate, please contact us at telephone: (86-755) 8307 1443, or email: [CN.Doccheck@sgs.com](mailto:CN.Doccheck@sgs.com)

No.1 Workshop, M-10, Middle Section, Science & Technology Park, Nanshan District, Shenzhen, Guangdong, China 518057 t (86-755) 26012053 www.sgs.com.cn  
中国·广东·深圳市南山区科技园中区M-10栋1号厂房 邮编: 518057 t (86-755) 26012053 sgs.china@sgs.com

Member of the SGS Group (SGS SA)