Kitchen Display System

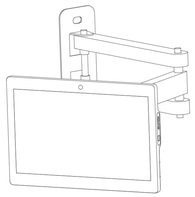

15.6″ Data Processing Terminal

The configurations listed on this page are subject to the product launched in the market.

Easy Setup

Get the device ready for use in a few steps.

1. Press the power button to turn on the screen and enter into the boot interface, then operate following the onscreen instructions.

   Two network modes can be selected for this device.

2. Wi-Fi Setting

   -Click the button [Setting], and enable WLAN to enter into the interface for Wi-Fi searching.Wait for the available Wi-Fi list;

   -Click the Wi-Fi to be connected, and an access password is required if you want to connect to an encrypted network.

3. LAN Setting

How to Download/Use Apps

With network connection, you can download and install apps you need from the App Store.

List of System Preset Software

· App Store · Instruction· Pos Steward· Feedback · Remote Assistance
· Gallery · Downloads · Calculator · System Update · ShopCenter

Note: the preset software list is subject to change due to software update.

Functions

1. Information display.
2. Touch screen operations.
3. Data processing, etc.

Usage Scenarios

1. Restaurant kitchen data processing.
2. Checkout information processing, etc.

For more help, please refer to the Instruction App in the device.

Product Overview

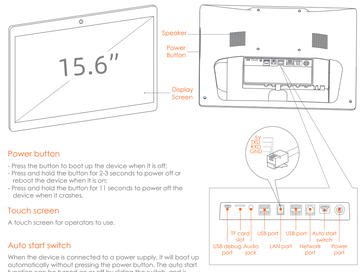

Power button

- Press the button to boot up the device when it is off;
- Press and hold the button for 2-3 seconds to power off or reboot the device when it is on;
- Press and hold the button for 11 seconds to power off the device when it crashes.

Touch screen

A touch screen for operators to use.

Auto start switch

When the device is connected to a power supply, it will boot up automatically without pressing the power button. The auto start function can be turned on or off by sliding the switch, and is useful in scenarios where multiple devices are used.

POE

POE stands for Power over Ethernet. You can connect the device to a network and a power supply with one cable. To realize POE function, please connect the network cable into a POE switch (POE function is optional).

Device Installation

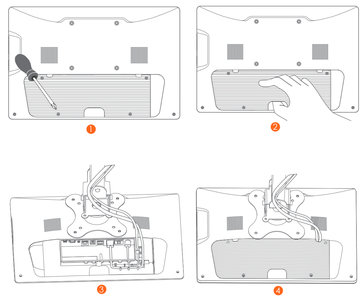

Basic Specifications

OS	SUNMI OS (Based on Android 11)
Processor	High performance multi-core processor
Display	15.6", resolution FHD 1920 * 1080
Touch Screen	Capacitive multi-point touch screen
WiFi	2.4GHz&5GHz, IEEE 802.11 a/b/g/n/ac
Bluetooth	BT 2.1/3.0/4.0
Speaker	3W
Ethernet	LAN 100M8 PoE(802.3at.12V) ⎓ 2.1A 25W (optional)
Power Adapter	Input: AC100~240V/1.5A, Output: DC24V/1.5A or Input: AC100~240V/0.6A, Output: DC24V/1.0A

Package Items List

- ☑ Smart Terminal x 1
- ☑ Quick Start Guide x 1
- ☑ Power adapter x 1
- ☑ Mount screw x 4

FCC compliance statement:

This device complies with Part 15 of the FCC Rules. Operation is subject to the following two conditions: (1) this device may not cause harmful interference, and (2) this device must accept any interference received, including interference that may cause undesired operation.
Note: This equipment has been tested and found to comply with the limits for a Class B digital device, pursuant to part 15 of the FCC Rules. These limits are designed to provide reasonable protection against harmful interference in a residential installation. This equipment generates, uses and can radiate radio frequency energy and, if not installed and used in accordance with the instructions, may cause harmful interference to radio communications. However, there is no guarantee that interference will not occur in a particular installation. If this equipment does cause harmful interference to radio or television reception, which can be determined by turning the equipment off and on, the user is encouraged to try to correct the interference by one or more of the following measures:
—Reorient or relocate the receiving antenna.
—Increase the separation between the equipment and receiver.
—Connect the equipment into an outlet on a circuit different from that to which the receiver is connected.
—Consult the dealer or an experienced radio/TV technician for help.

Attentions

Safety Warnings

- Please insert the AC plug into the AC socket corresponding to the input marked on the power adapter;

- Please use the device within the temperature range of 0 ℃ - 40 ℃, and store the device and accessories within the range of - 20 ℃ ~ 60 ℃;

- It is strictly prohibited to use the device in places with any potentially explosive gas;

- Non-professional personnel shall not open the power adapter at will to avoid danger;

- This is a class A product. In a domestic environment, this product may cause radio interference, in which case the user may be required to take appropriate measures.

- Battery replacement:
1. There is a risk of explosion if the battery of the wrong model is used.
2.The replaced old battery should be handed over to the maintenance personnel for disposal. Do not throw it into the fire!

Important Safety Instructions

- Do not install or use the device during lightning storms to avoid the potential risks of lightning shock;

- Cut off the power immediately when you find a suspicious smell, overheating or smoke!

Disclaimer

Due to the update of the product, some details of this document may be inconsistent with the product, and the actual product shall prevail. Our company reserves the right to interpret this guide as well as amend it without prior notice.

Suggestions

- Do not use the device near water or in a damp environment to prevent liquid from getting inside the device;

- Do not use the device in extremely cold and hot environment, such as near fire source or lit cigarettes;

- Do not drop, throw or bend the device;

- Use the device in a clean and dust-free environment to prevent small items from falling into the device;

- Do not use the device near medical facilities without permission.

Declaration

The Company does not assume responsibilities for the following actions:

- Damages caused by use and maintenance without complying with the conditions specified in this guide;

- Damages or problems caused by optional items or consumables that are not the initial products or approved products of the Company.

- Modification or changing of the product without the permission of our company is not allowed;

- The operating system of this product supports official system updates. If users use a third-party ROM system to update the device or modify the system files by cracking, it may lead to system instability and may bring safety risks and threats.

RF Exposure Statement (SAR)

- This equipment complies with EU, FCC and IC RSS-102 radiation exposure limits set forth for an uncontrolled environment.
- This equipment should be installed and operated with minimum distance 20cm between the radiator & your body.

ISED Canada compliance statements

This device complies with ISED Canada licence-exempt RSS standard(s). Operation is subject to the following two conditions: (1) this device may not cause interference, and (2) this device must accept any interference, including interference that may cause undesired operation of the device.

Le présent appareil est conforme aux CNR d'ISDE Canada applicables aux appareils radio exempts de licence. L'exploitation est autorisée aux deux conditions suivantes:(1) L'appareil ne doit pas produire de brouillage, et (2) L'appareil doit accepter tout brouillage radioélectrique subi, même si le brouillage est susceptible d'en compromettre le fonctionnement.

The device for operation in the band 5150-5250 MHz is only for indoor use to reduce the potential for harmful interference to co-channel mobile satellite systems;

Les dispositifs fonctionnant dans la bande 5150-5250 MHz sont réservés uniquement pour une utilisation à l'intérieur afin de réduire les risques de brouillage préjudiciable aux systèmes de satellites mobiles utilisant les mêmes canaux.

EU regulatory conformance

Conformity CE

Hereby, Shanghai Sunmi Technology Co., Ltd. declares that this device is in compliance with the essential requirements and other relevant provisions of Radio Equipment Directive 2014/53/EU.The full text of the EU declaration of conformity is available at the following internet address: www.sunmi.com.

Information about the software

The description of accessories and components, including software, which allow the radio equipment to operate as intended, can be obtained in the full text of the EU declaration of conformity at the following internet address: www.sunmi.com.

Restrictions of use

This product may be used in the following European member states subject to the following restrictions. For products that operate in the frequency band 5.150 to 5.350 GHz, wireless access systems (WAS), including radio local area networks (RLANs), shall be restricted to indoor use.

	AT	BE	BG	CY	CZ	DE	DK	EE	ES	FI	FR																
	HR	HU	IE	IT	LT	LU	LV	MT	NL	PL	PT																
	RO	SE	SI	SK	UK (NI)																						

EU Representative :SUNMI France SAS
156,avenue Thiers,69006 Lyon,France

This symbol means that it is forbidden to dispose the product of with normal household waste. At the end of the product life cycle, waste equipment should be taken to designated collection points, returned to the distributor when purchasing a new product, or contact your local authority representative for detailed information on WEEE recycling.

Manufacturer: Shanghai Sunmi Technology Co., Ltd.
Address: Room 505, Building 7, KIC, 388 Songhu Road, Yangpu District, Shanghai, PR China.

M05052241

技术要求:
1.材质 :128g哑粉
2.工艺：风琴成型
3.商米物料编码：M05052241

SUNMI

制 图:	刘镕铭		
图纸名称	D2s KDS 英文说明书		
供 应 商	德龙	供应商料号	13585154-00
发行日期	2021/12/14	单位	mm
变更原因		版本	1.1