

## Conducted Peak Output Power




### Result Table

Mode	Channel.	Maximum Peak Output Power [dBm]	Verdict
GFSK	LCH	-0.947	PASS
GFSK	MCH	-1.435	PASS
GFSK	HCH	-3.166	PASS
$\pi/4$ DQPSK	LCH	0.120	PASS
$\pi/4$ DQPSK	MCH	-1.380	PASS
$\pi/4$ DQPSK	HCH	-2.166	PASS

### Test Graph

#### Graphs



<p>GFSK/HCH</p>		<p>Frequency</p> <p>Auto Tune</p> <p>Center Freq 2.48000000 GHz</p> <p>Start Freq 2.477500000 GHz</p> <p>Stop Freq 2.482500000 GHz</p> <p>CF Step 500.000 kHz Auto Man</p> <p>Freq Offset 0 Hz</p>
<p><math>\pi/4</math>DQPSK/LCH</p>		<p>Frequency</p> <p>Auto Tune</p> <p>Center Freq 2.40200000 GHz</p> <p>Start Freq 2.399500000 GHz</p> <p>Stop Freq 2.404500000 GHz</p> <p>CF Step 500.000 kHz Auto Man</p> <p>Freq Offset 0 Hz</p>
<p><math>\pi/4</math>DQPSK/MCH</p>		<p>Frequency</p> <p>Auto Tune</p> <p>Center Freq 2.44100000 GHz</p> <p>Start Freq 2.438500000 GHz</p> <p>Stop Freq 2.443500000 GHz</p> <p>CF Step 500.000 kHz Auto Man</p> <p>Freq Offset 0 Hz</p>



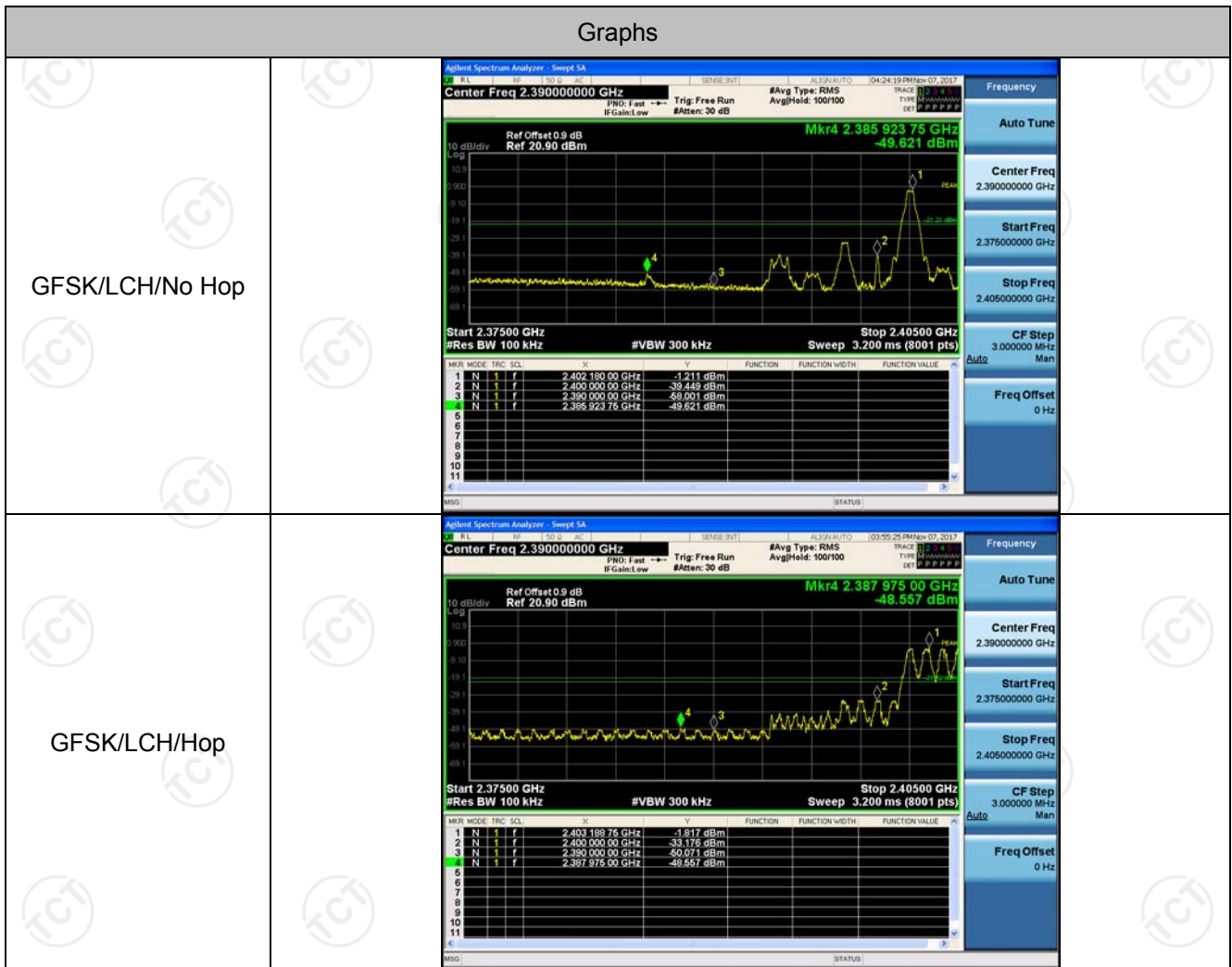
## Band-edge for RF Conducted Emissions

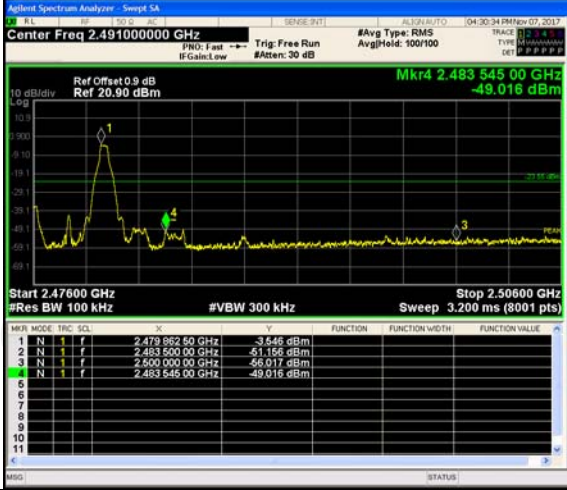
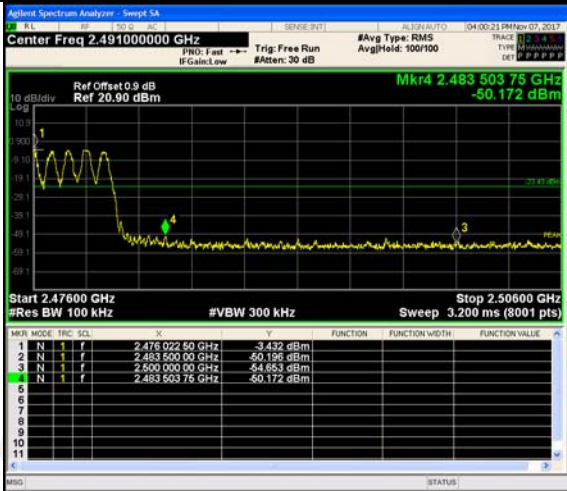
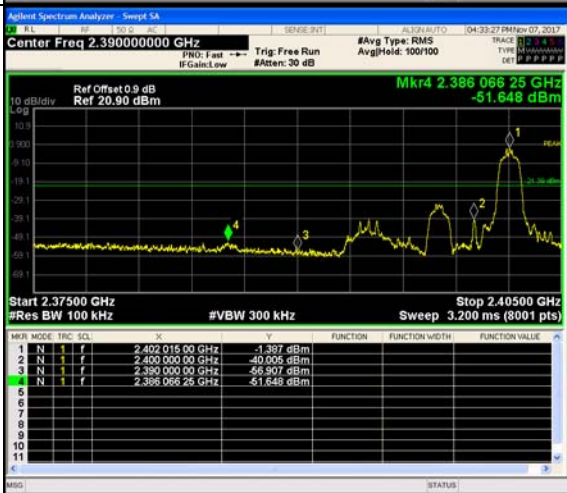
### Result Table

Mode	Channel	Carrier Frequency [MHz]	Carrier Power [dBm]	Frequency Hopping	Max Spurious Level [dBm]	Limit [dBm]	Verdict
GFSK	LCH	2402	-1.211	Off	-49.621	-21.21	PASS
			-1.817	On	-48.557	-21.82	PASS
GFSK	HCH	2480	-3.546	Off	-49.016	-23.55	PASS
			-3.432	On	-50.172	-23.43	PASS
$\pi$ /4DQPSK	LCH	2402	-1.387	Off	-51.648	-21.39	PASS
			-1.205	On	-48.698	-21.21	PASS
$\pi$ /4DQPSK	HCH	2480	-3.521	Off	-49.626	-23.52	PASS
			-3.715	On	-51.254	-23.72	PASS


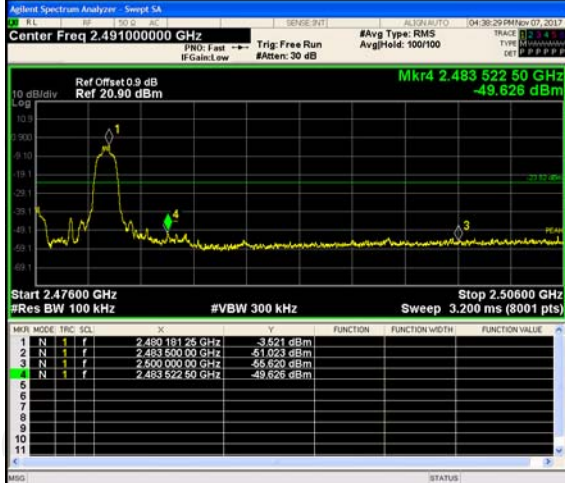
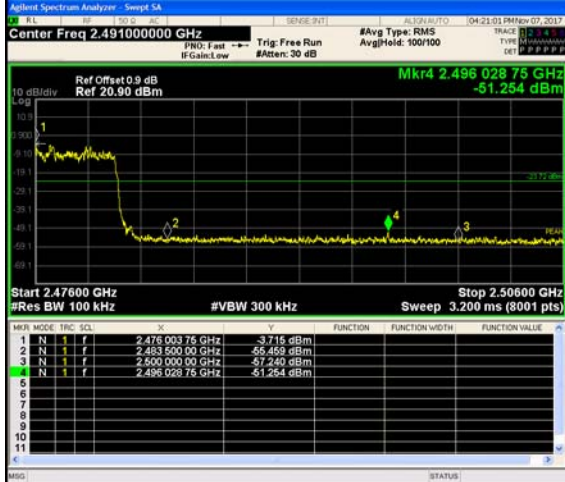
### Test Graph

#### Graphs



<p>GFSK/HCH/No Hop</p>	
<p>GFSK/HCH/Hop</p>	
<p><math>\pi/4</math>DQPSK/LCH/No Hop</p>	



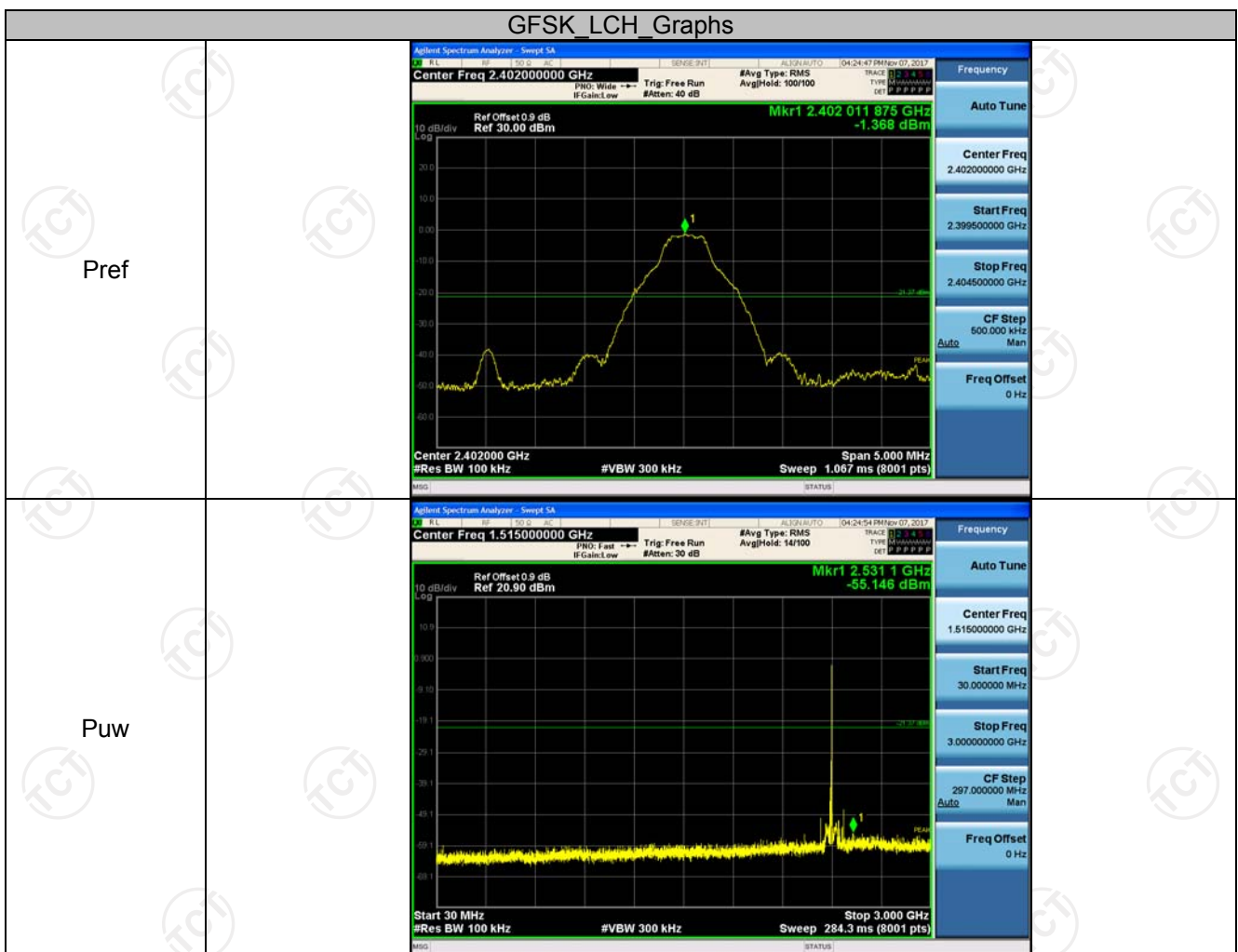
<p><math>\pi/4</math>DQPSK/LCH/Hop</p>	 <table border="1" data-bbox="606 515 1173 660"> <thead> <tr> <th>MNR</th> <th>MODE</th> <th>TRIG</th> <th>SCL</th> <th>X</th> <th>Y</th> <th>FUNCTION</th> <th>FUNCTION WIDTH</th> <th>FUNCTION VALUE</th> </tr> </thead> <tbody> <tr> <td>1</td> <td>N</td> <td>1</td> <td>f</td> <td>2.404 192 50 GHz</td> <td>-1.205 dBm</td> <td></td> <td></td> <td></td> </tr> <tr> <td>2</td> <td>N</td> <td>1</td> <td>f</td> <td>2.400 000 00 GHz</td> <td>-37.332 dBm</td> <td></td> <td></td> <td></td> </tr> <tr> <td>3</td> <td>N</td> <td>1</td> <td>f</td> <td>2.395 000 00 GHz</td> <td>-53.670 dBm</td> <td></td> <td></td> <td></td> </tr> <tr> <td>4</td> <td>N</td> <td>1</td> <td>f</td> <td>2.385 008 75 GHz</td> <td>-48.698 dBm</td> <td></td> <td></td> <td></td> </tr> </tbody> </table>	MNR	MODE	TRIG	SCL	X	Y	FUNCTION	FUNCTION WIDTH	FUNCTION VALUE	1	N	1	f	2.404 192 50 GHz	-1.205 dBm				2	N	1	f	2.400 000 00 GHz	-37.332 dBm				3	N	1	f	2.395 000 00 GHz	-53.670 dBm				4	N	1	f	2.385 008 75 GHz	-48.698 dBm			
MNR	MODE	TRIG	SCL	X	Y	FUNCTION	FUNCTION WIDTH	FUNCTION VALUE																																						
1	N	1	f	2.404 192 50 GHz	-1.205 dBm																																									
2	N	1	f	2.400 000 00 GHz	-37.332 dBm																																									
3	N	1	f	2.395 000 00 GHz	-53.670 dBm																																									
4	N	1	f	2.385 008 75 GHz	-48.698 dBm																																									
<p><math>\pi/4</math>DQPSK/HCH/No Hop</p>	 <table border="1" data-bbox="606 1019 1173 1164"> <thead> <tr> <th>MNR</th> <th>MODE</th> <th>TRIG</th> <th>SCL</th> <th>X</th> <th>Y</th> <th>FUNCTION</th> <th>FUNCTION WIDTH</th> <th>FUNCTION VALUE</th> </tr> </thead> <tbody> <tr> <td>1</td> <td>N</td> <td>1</td> <td>f</td> <td>2.483 522 50 GHz</td> <td>-35.21 dBm</td> <td></td> <td></td> <td></td> </tr> <tr> <td>2</td> <td>N</td> <td>1</td> <td>f</td> <td>2.483 500 00 GHz</td> <td>-51.923 dBm</td> <td></td> <td></td> <td></td> </tr> <tr> <td>3</td> <td>N</td> <td>1</td> <td>f</td> <td>2.500 000 00 GHz</td> <td>-55.520 dBm</td> <td></td> <td></td> <td></td> </tr> <tr> <td>4</td> <td>N</td> <td>1</td> <td>f</td> <td>2.483 522 50 GHz</td> <td>-49.626 dBm</td> <td></td> <td></td> <td></td> </tr> </tbody> </table>	MNR	MODE	TRIG	SCL	X	Y	FUNCTION	FUNCTION WIDTH	FUNCTION VALUE	1	N	1	f	2.483 522 50 GHz	-35.21 dBm				2	N	1	f	2.483 500 00 GHz	-51.923 dBm				3	N	1	f	2.500 000 00 GHz	-55.520 dBm				4	N	1	f	2.483 522 50 GHz	-49.626 dBm			
MNR	MODE	TRIG	SCL	X	Y	FUNCTION	FUNCTION WIDTH	FUNCTION VALUE																																						
1	N	1	f	2.483 522 50 GHz	-35.21 dBm																																									
2	N	1	f	2.483 500 00 GHz	-51.923 dBm																																									
3	N	1	f	2.500 000 00 GHz	-55.520 dBm																																									
4	N	1	f	2.483 522 50 GHz	-49.626 dBm																																									
<p><math>\pi/4</math>DQPSK/HCH/Hop</p>	 <table border="1" data-bbox="606 1500 1173 1646"> <thead> <tr> <th>MNR</th> <th>MODE</th> <th>TRIG</th> <th>SCL</th> <th>X</th> <th>Y</th> <th>FUNCTION</th> <th>FUNCTION WIDTH</th> <th>FUNCTION VALUE</th> </tr> </thead> <tbody> <tr> <td>1</td> <td>N</td> <td>1</td> <td>f</td> <td>2.476 003 75 GHz</td> <td>-3.715 dBm</td> <td></td> <td></td> <td></td> </tr> <tr> <td>2</td> <td>N</td> <td>1</td> <td>f</td> <td>2.483 500 00 GHz</td> <td>-55.469 dBm</td> <td></td> <td></td> <td></td> </tr> <tr> <td>3</td> <td>N</td> <td>1</td> <td>f</td> <td>2.500 000 00 GHz</td> <td>-57.240 dBm</td> <td></td> <td></td> <td></td> </tr> <tr> <td>4</td> <td>N</td> <td>1</td> <td>f</td> <td>2.496 028 75 GHz</td> <td>-51.254 dBm</td> <td></td> <td></td> <td></td> </tr> </tbody> </table>	MNR	MODE	TRIG	SCL	X	Y	FUNCTION	FUNCTION WIDTH	FUNCTION VALUE	1	N	1	f	2.476 003 75 GHz	-3.715 dBm				2	N	1	f	2.483 500 00 GHz	-55.469 dBm				3	N	1	f	2.500 000 00 GHz	-57.240 dBm				4	N	1	f	2.496 028 75 GHz	-51.254 dBm			
MNR	MODE	TRIG	SCL	X	Y	FUNCTION	FUNCTION WIDTH	FUNCTION VALUE																																						
1	N	1	f	2.476 003 75 GHz	-3.715 dBm																																									
2	N	1	f	2.483 500 00 GHz	-55.469 dBm																																									
3	N	1	f	2.500 000 00 GHz	-57.240 dBm																																									
4	N	1	f	2.496 028 75 GHz	-51.254 dBm																																									

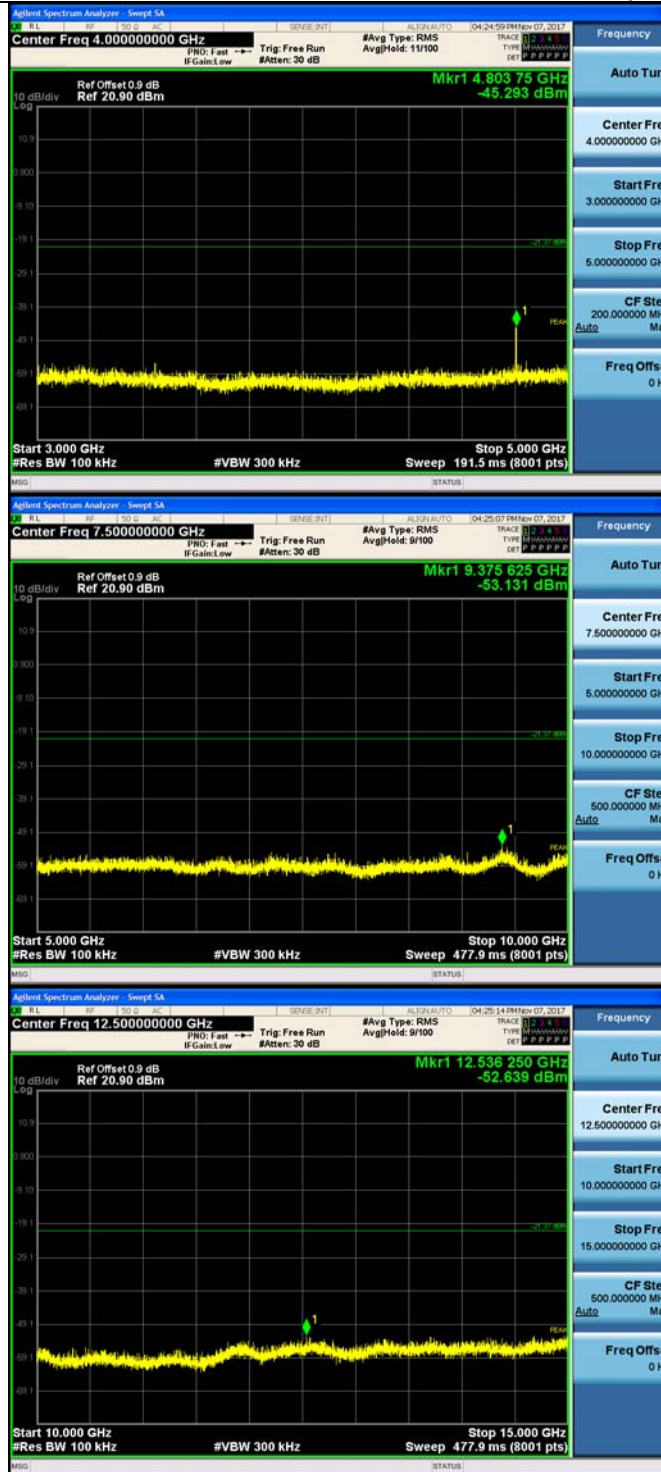
## RF Conducted Spurious Emissions

### Result Table

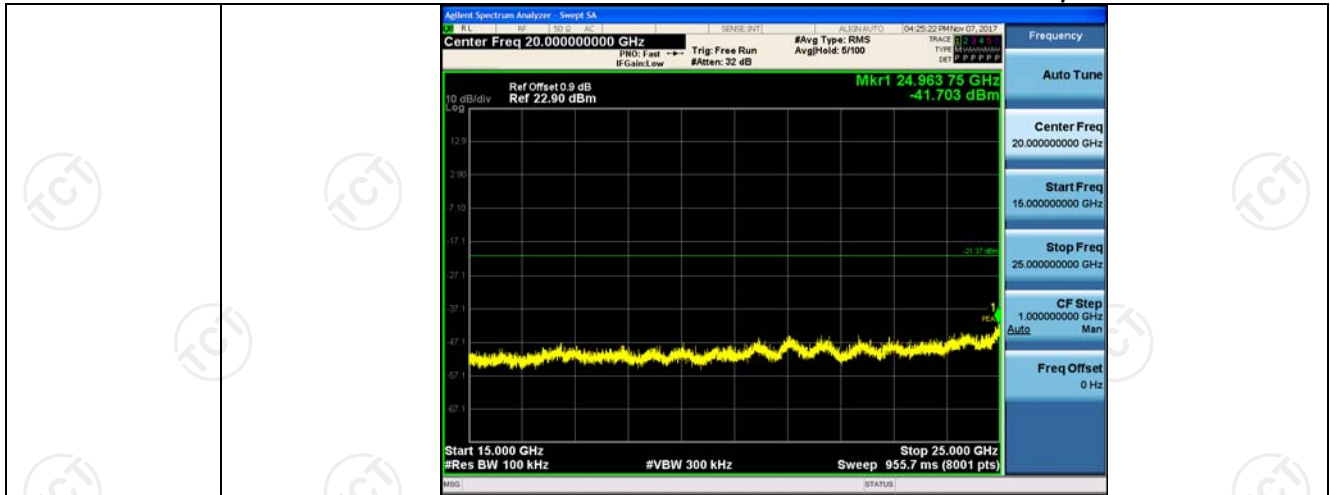
Mode	Channel	Pref [dBm]	Puw [dBm]	Verdict
GFSK	LCH	-1.368	<Limit	PASS
GFSK	MCH	-1.841	<Limit	PASS
GFSK	HCH	-3.65	<Limit	PASS
$\pi/4$ DQPSK	LCH	-1.229	<Limit	PASS
$\pi/4$ DQPSK	MCH	-1.882	<Limit	PASS
$\pi/4$ DQPSK	HCH	-3.689	<Limit	PASS

### Test Graph

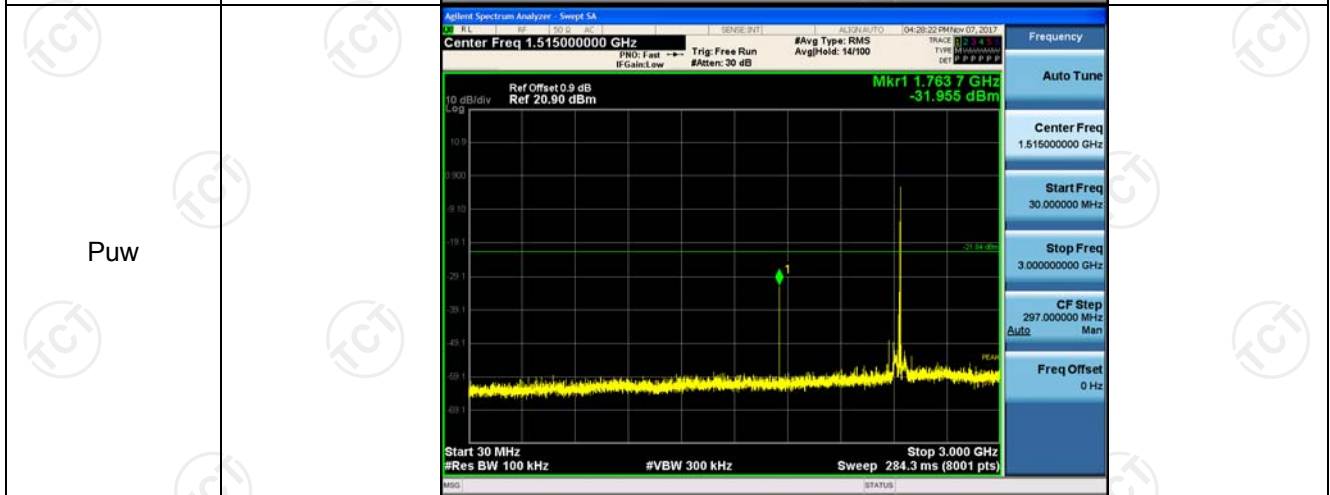
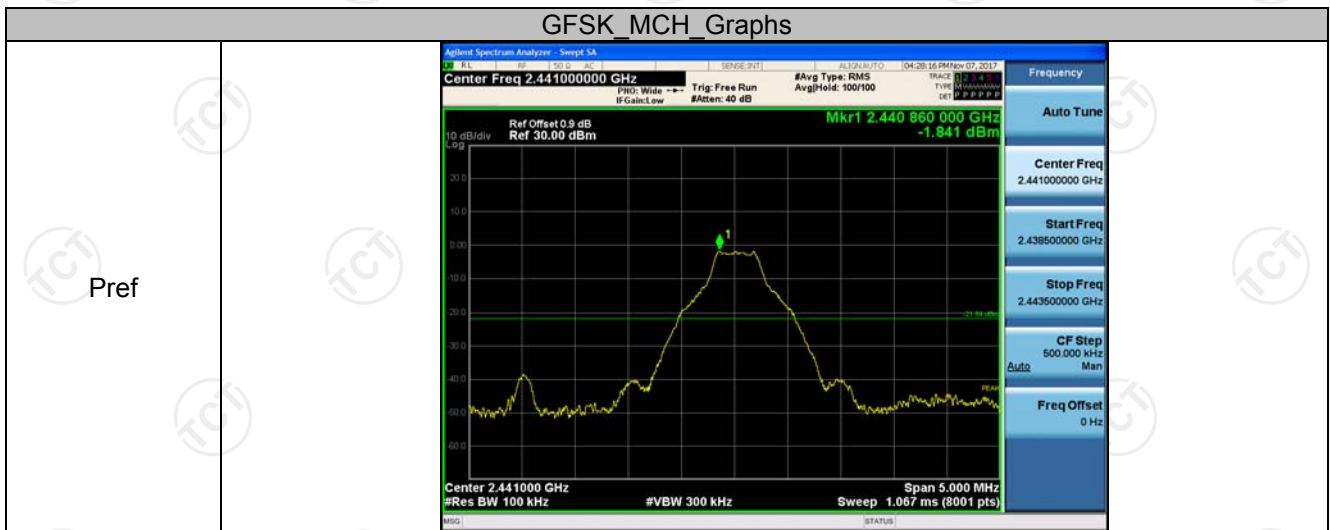


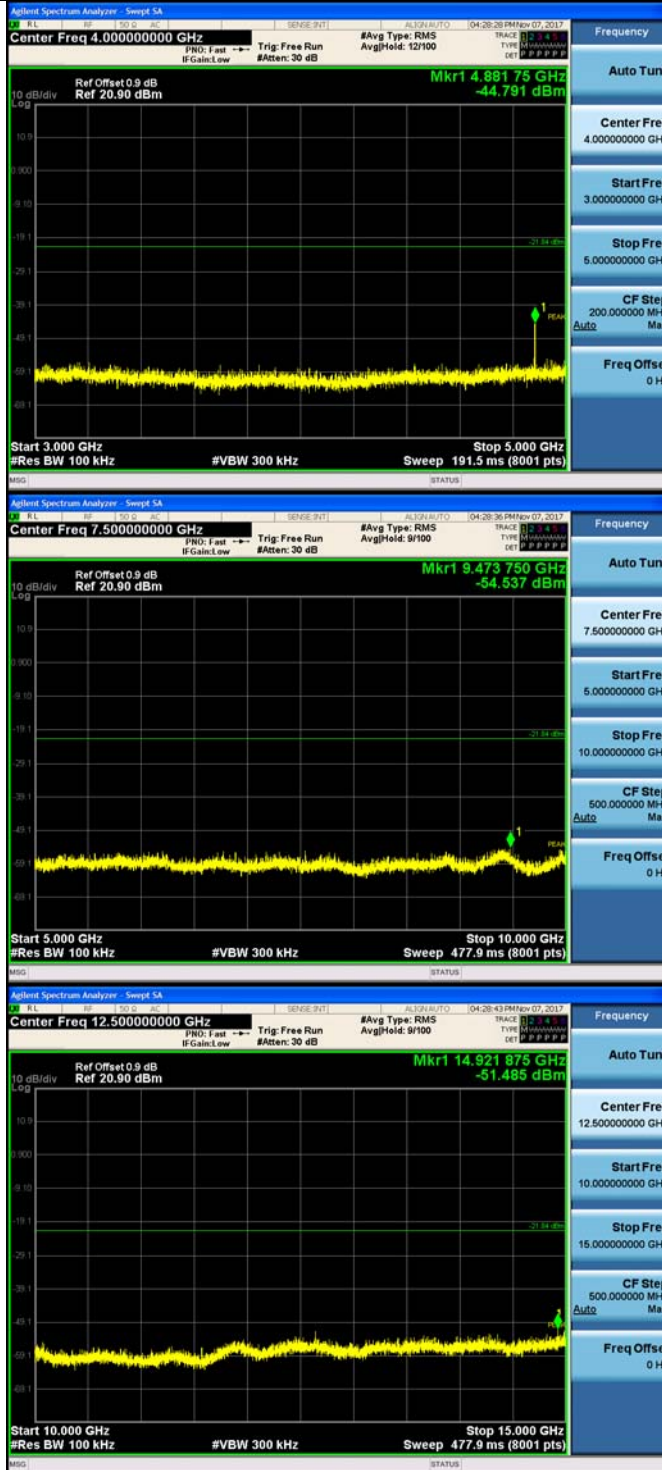


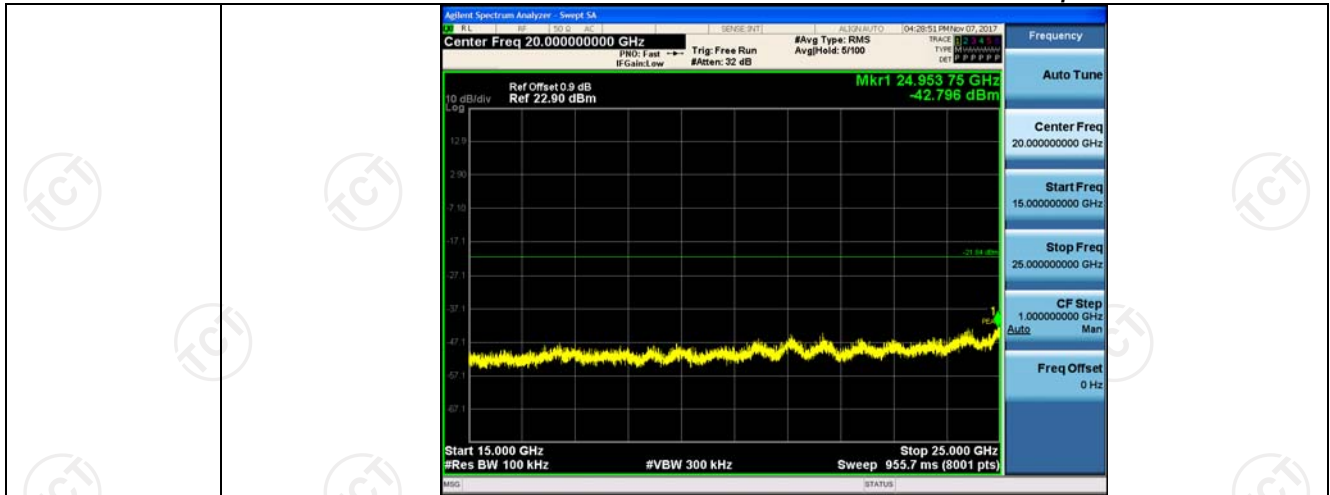




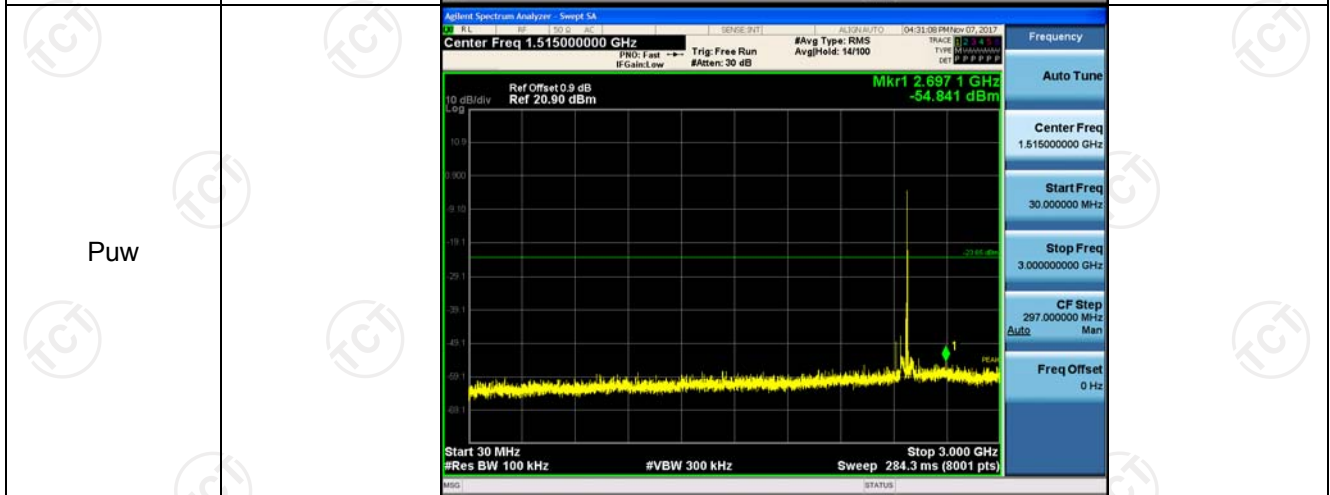
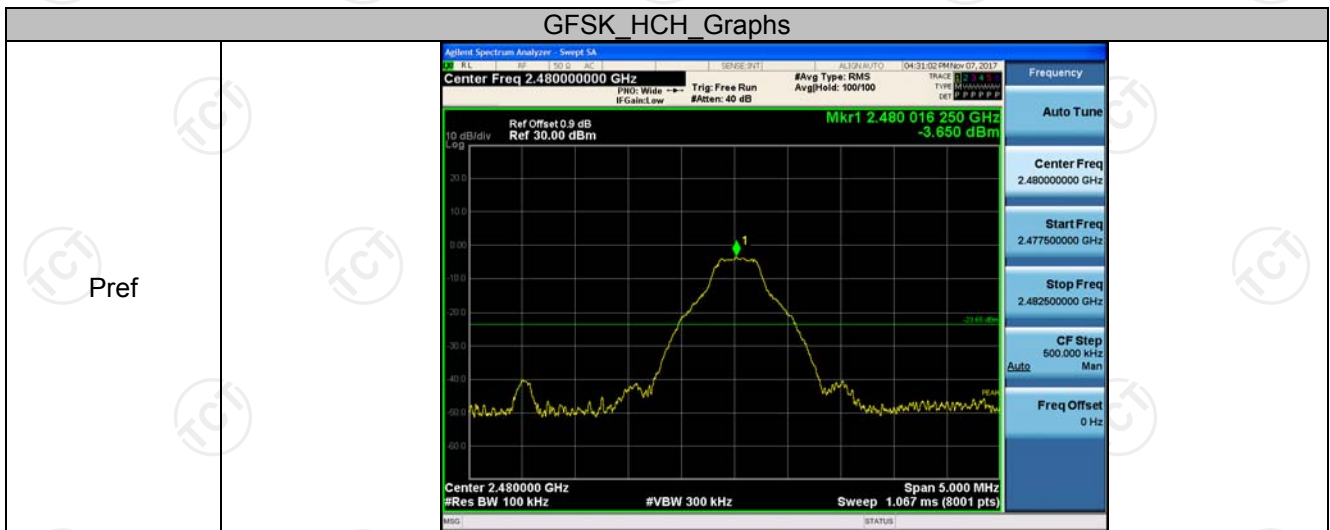
## GFSK MCH Graphs

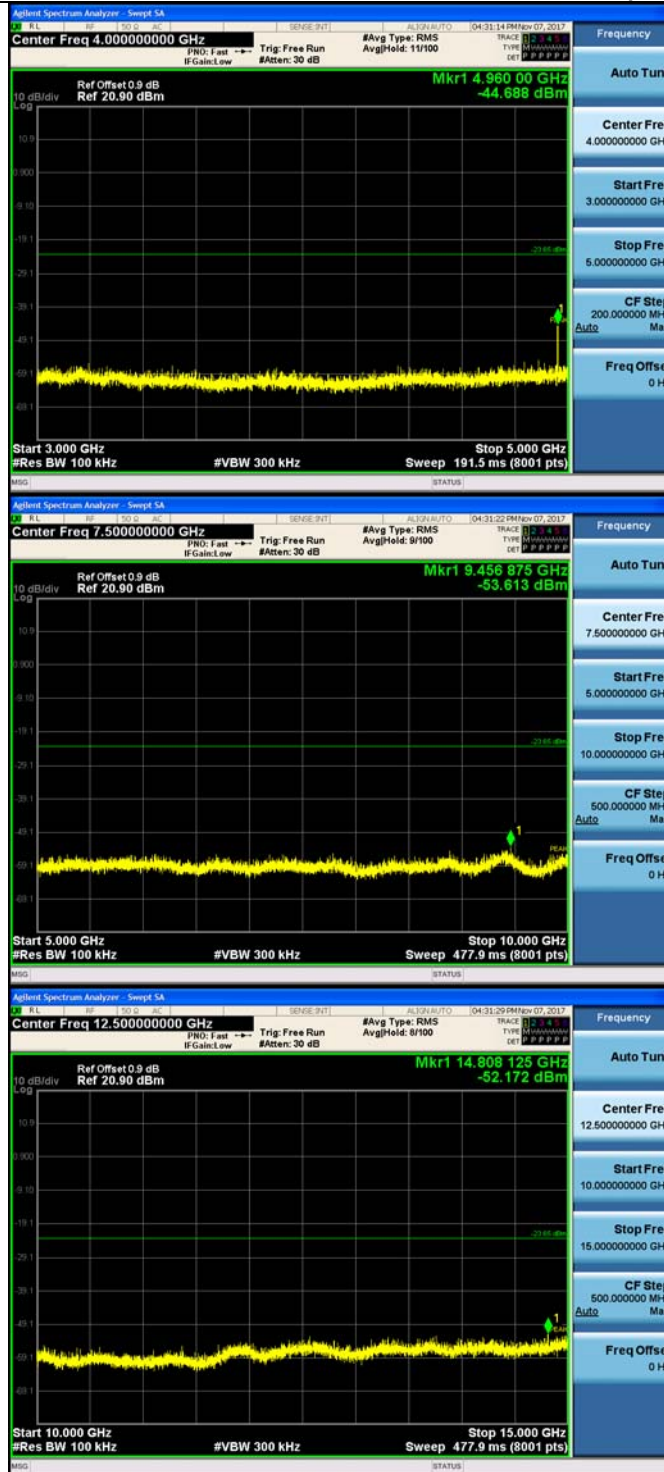


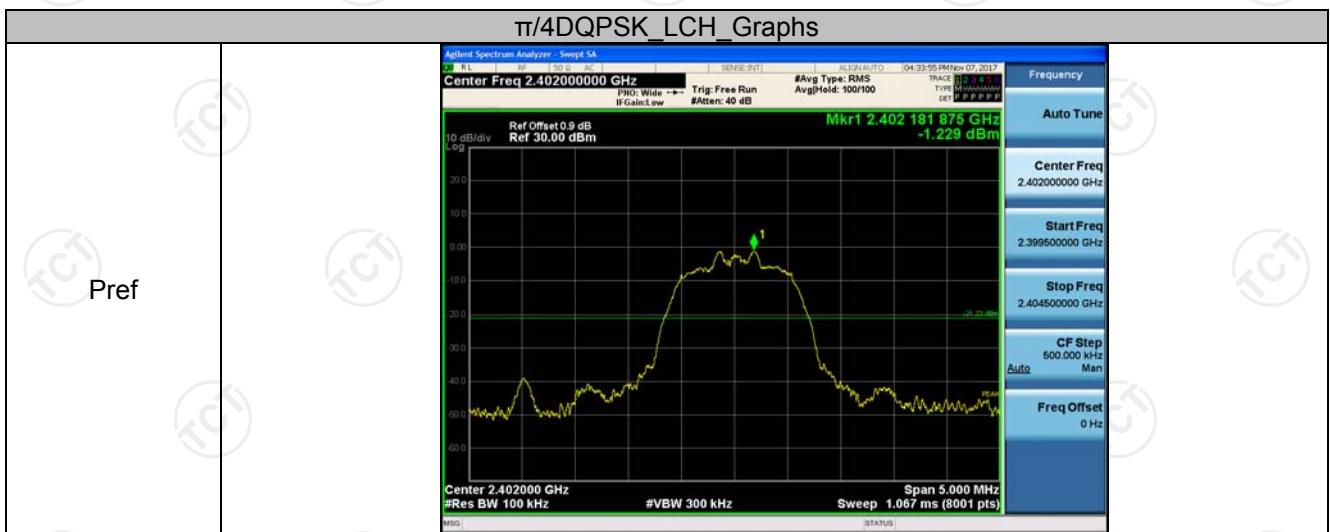
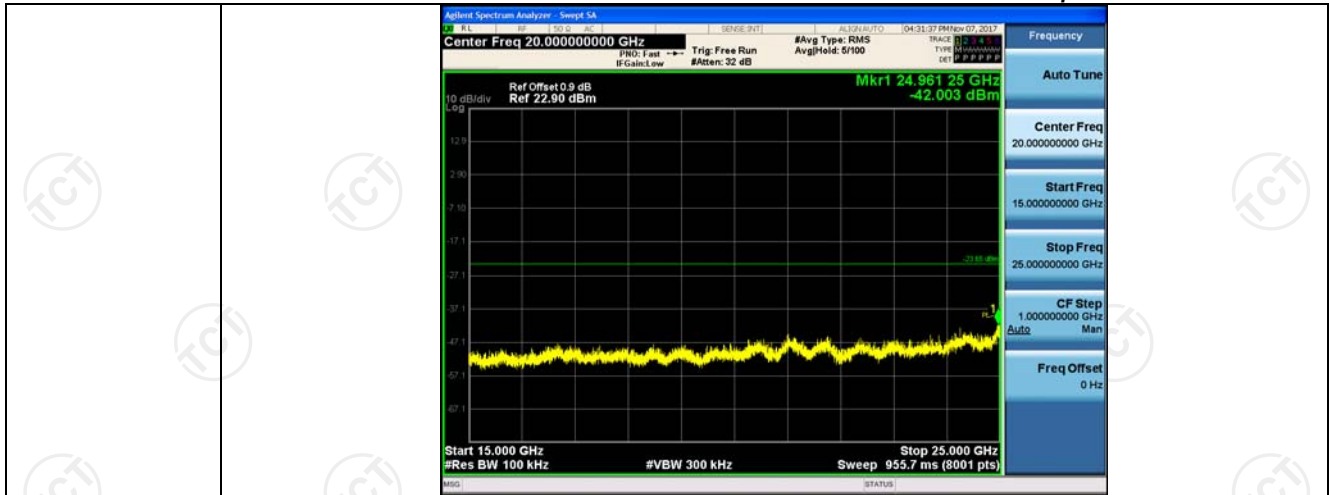




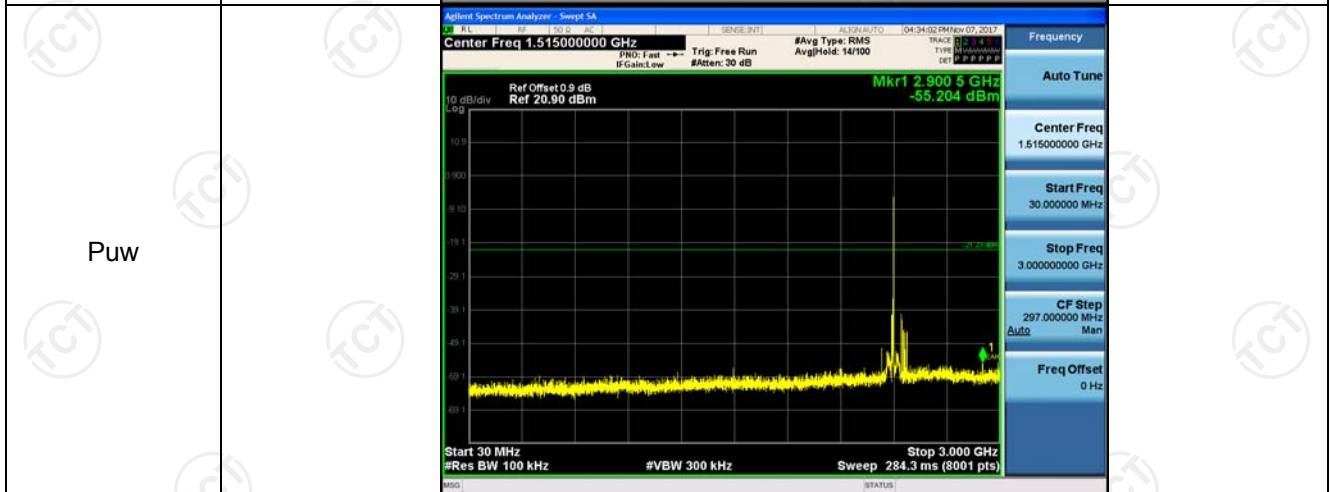
### GFSK HCH Graphs





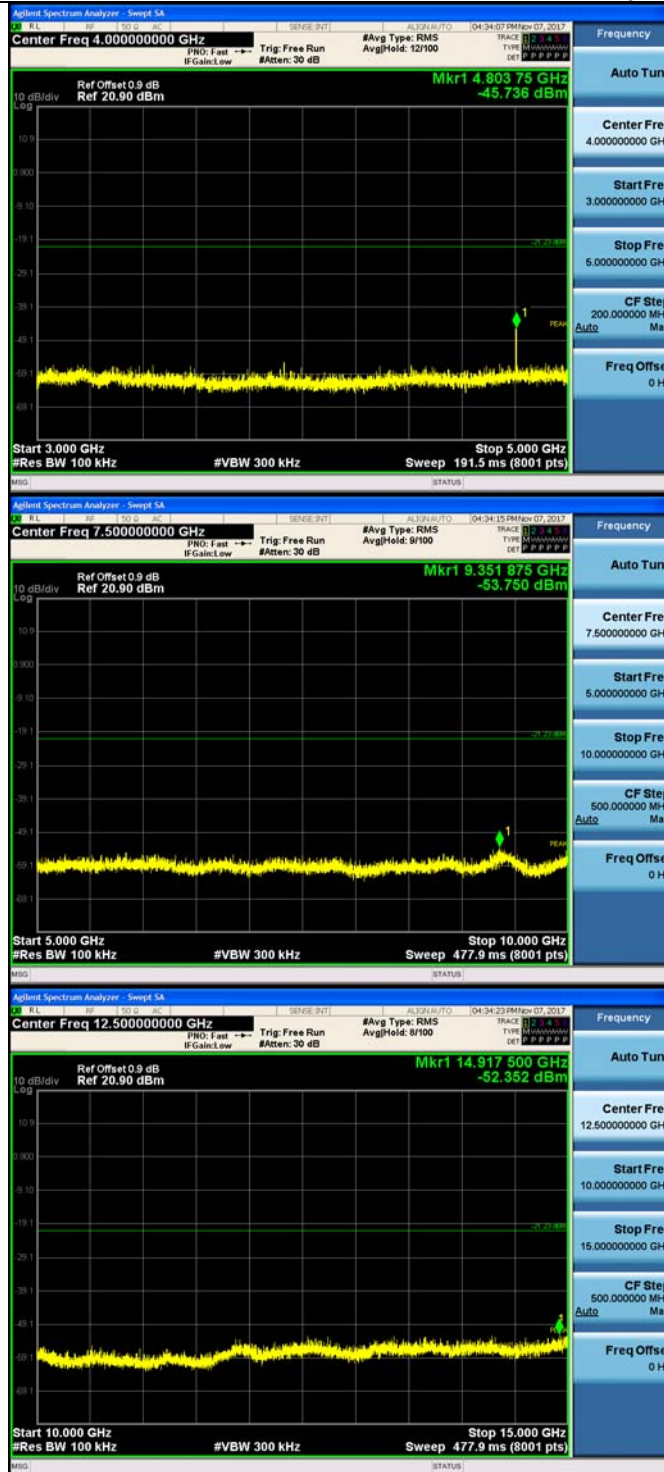


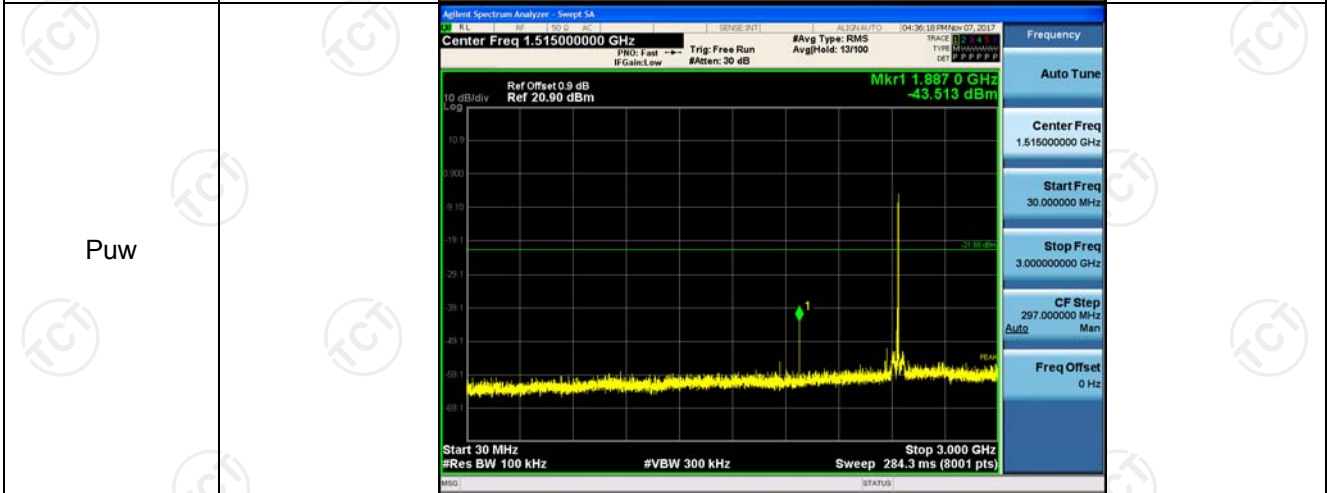
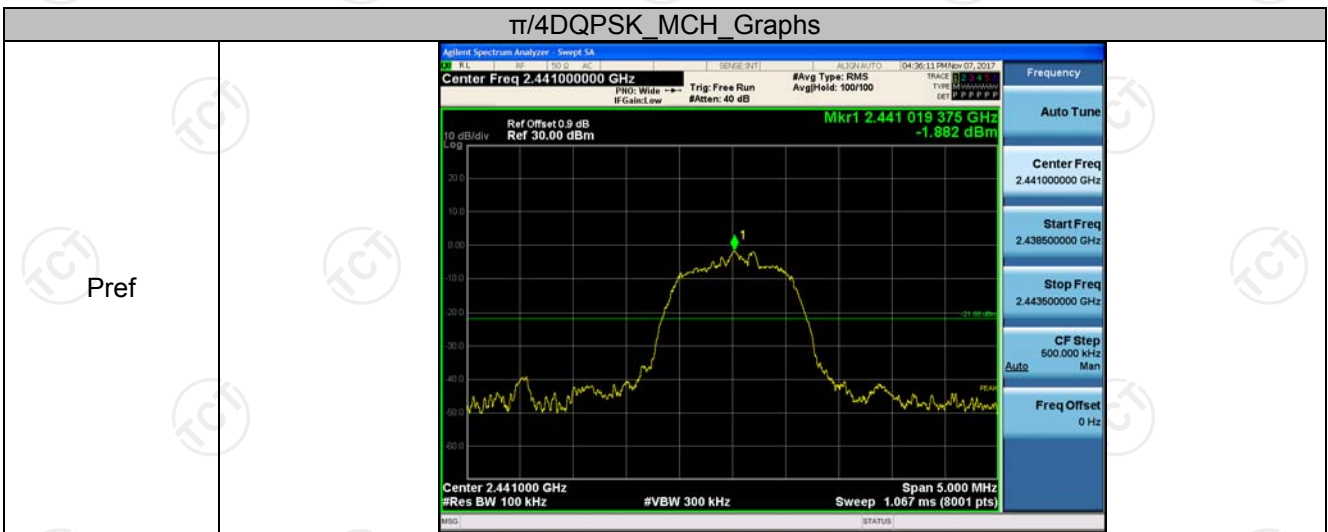
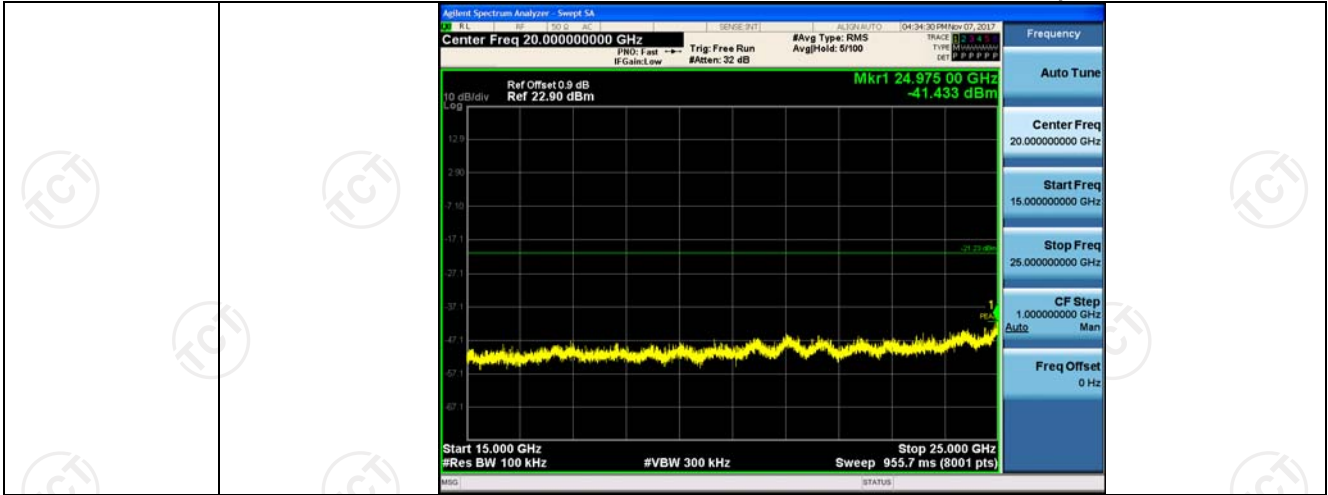
Pref

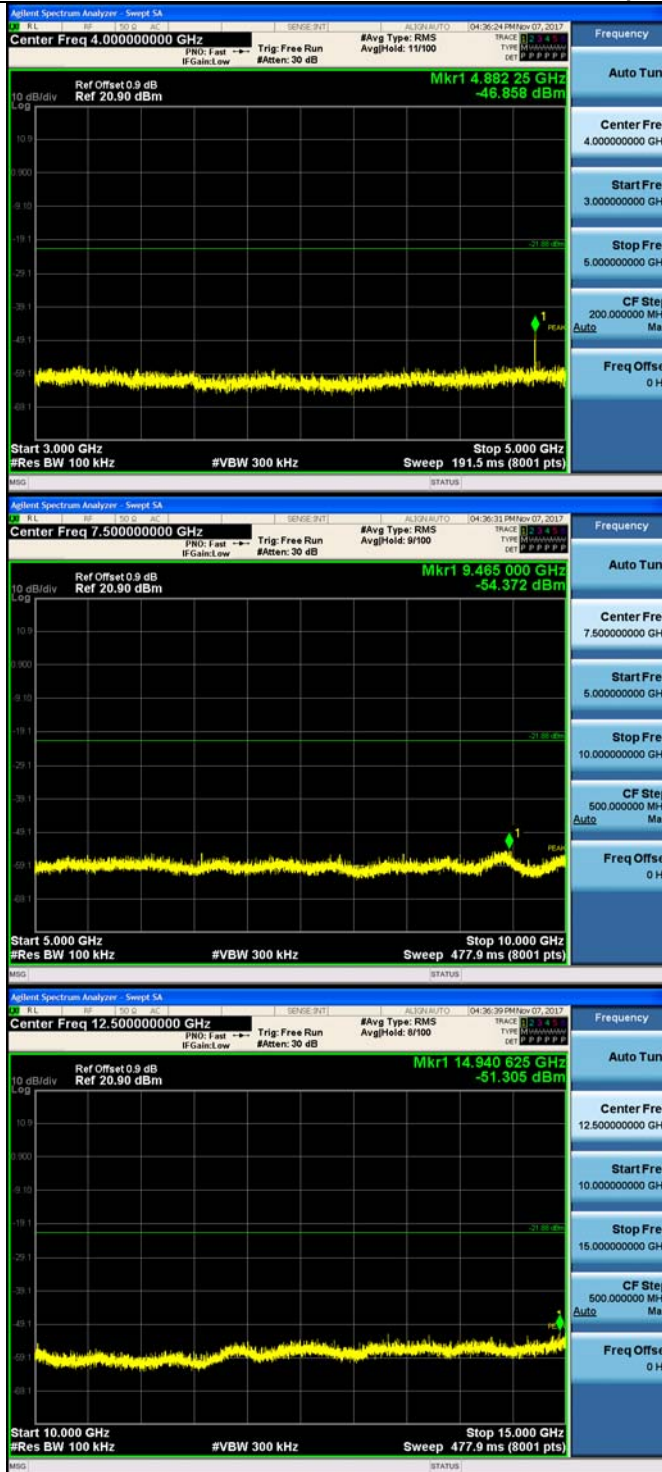


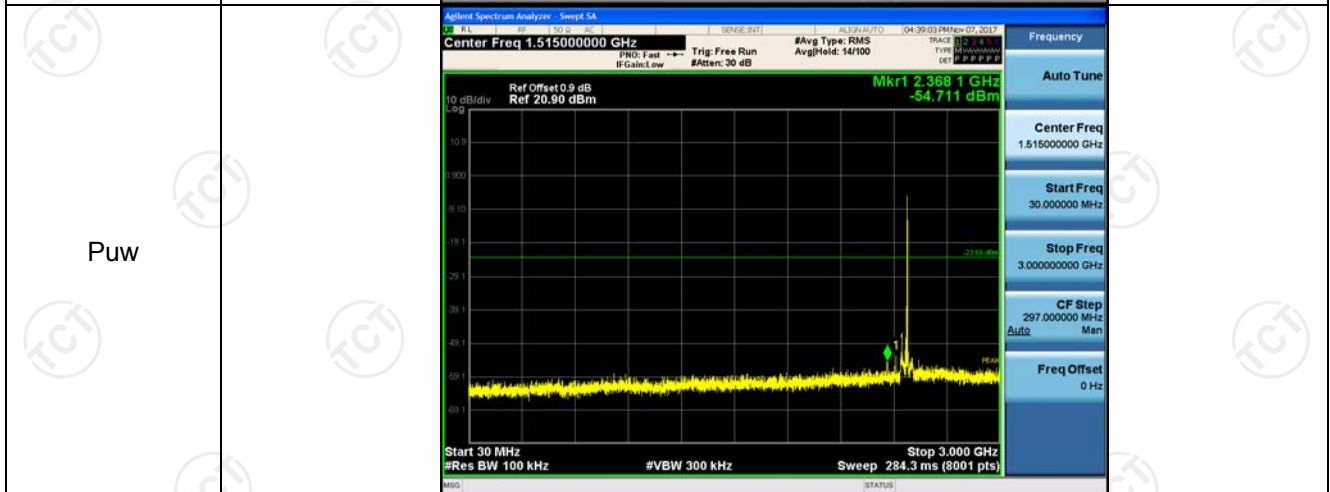
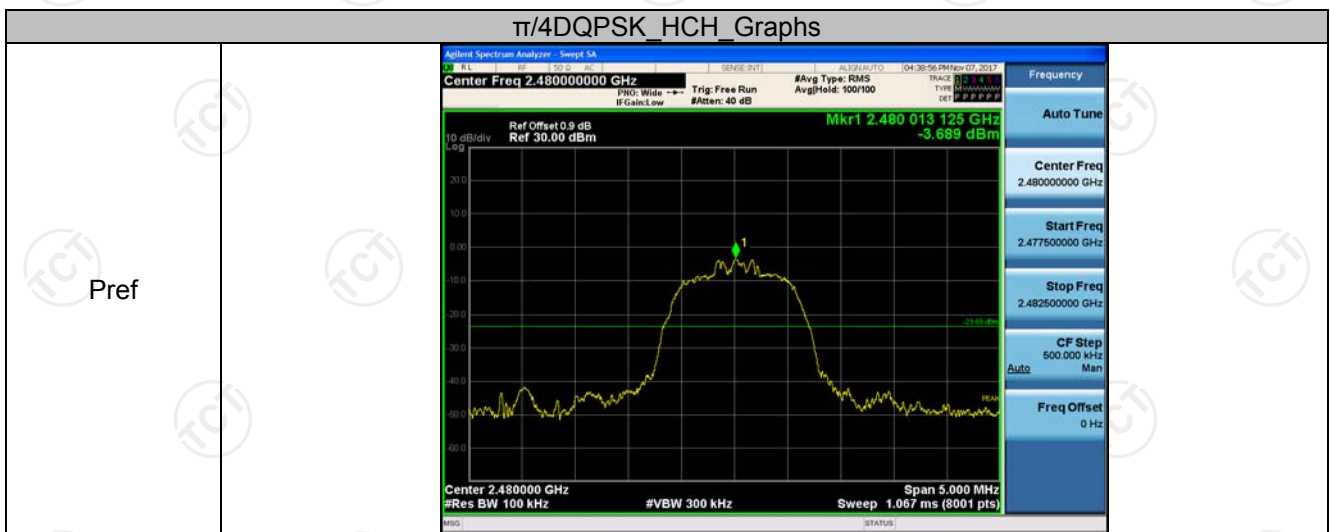
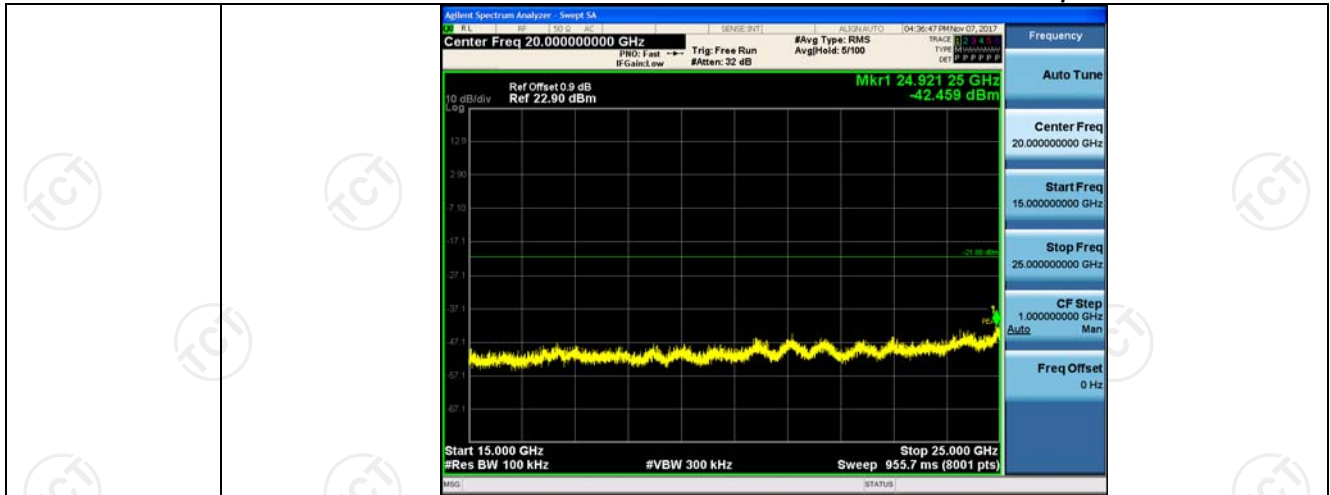
Puw

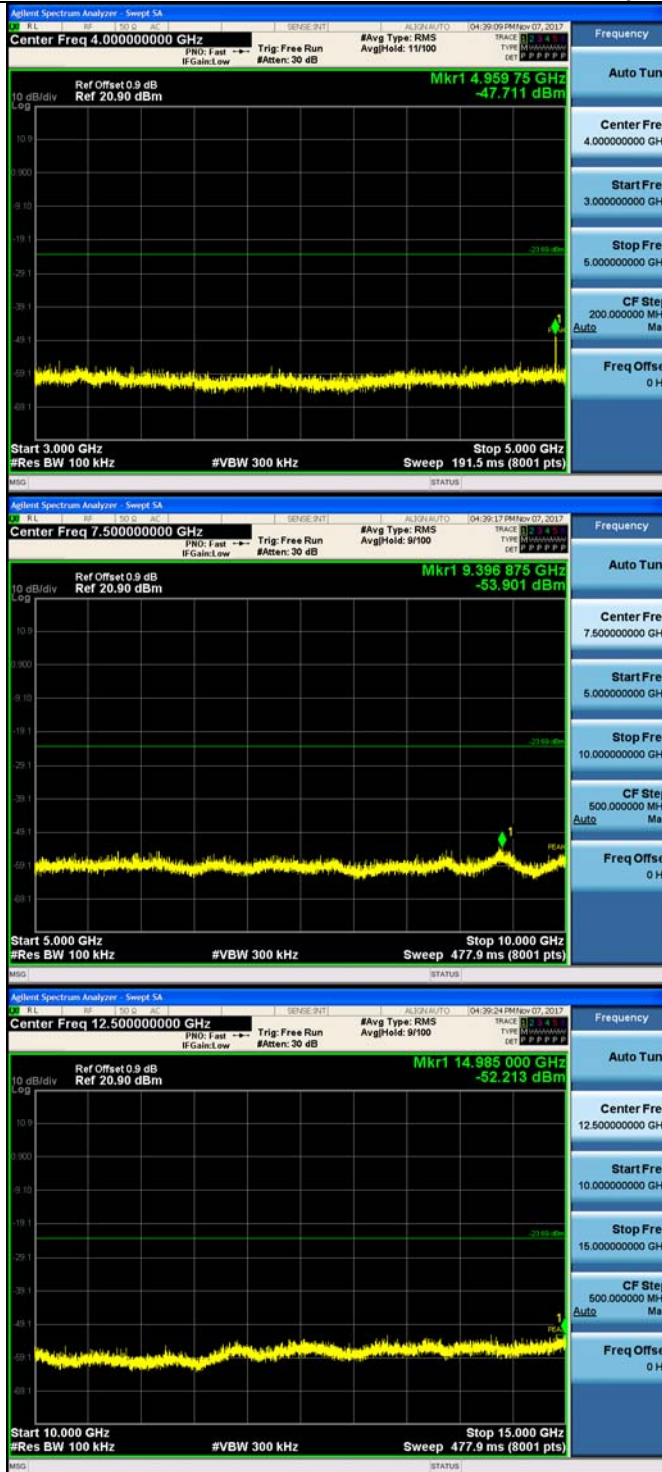




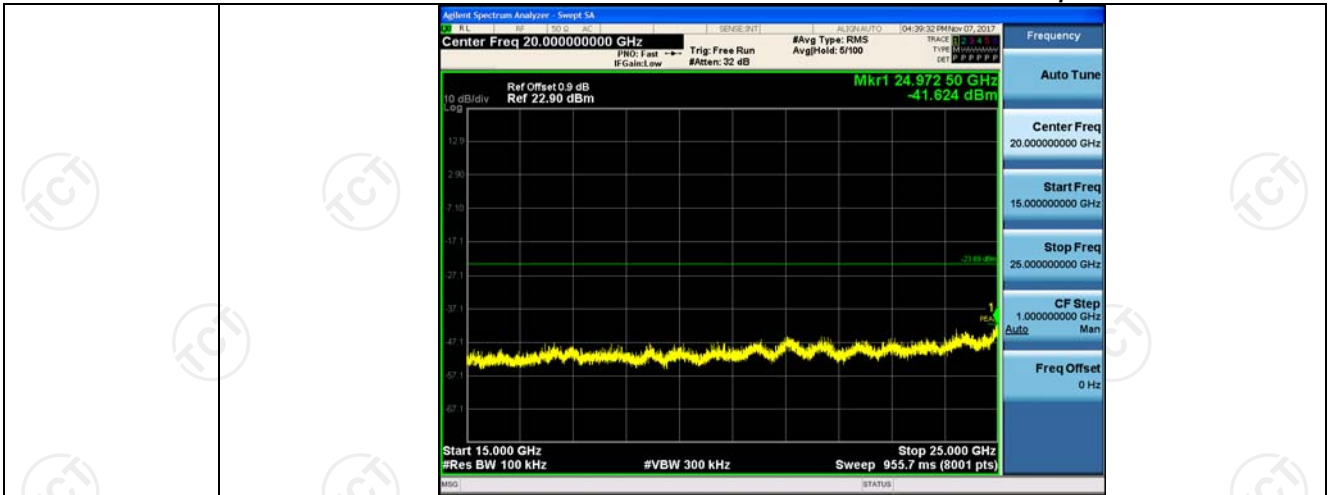














## Appendix B: Photographs of Test Setup

Product: Bluetooth Speaker

Model: BS-28

Radiated Emission




Conducted Emission




**Appendix C: Photographs of EUT**  
**Product: Bluetooth Speaker**  
**Model: BS-28**  
**External Photos**






















**Product: Bluetooth Speaker**  
**Model: BS-28**  
**Internal Photos**









\*\*\*\*\*END OF REPORT\*\*\*\*\*