

Test Setup Photos



FRONT VIEW

COMPANION MEDICAL INC.

SMART CAP

MODEL: INCAP-100BA

FCC SUBPART C - RADIATED EMISSIONS UNDER 1 GHz

**PHOTOGRAPH SHOWING THE EUT CONFIGURATION
FOR MAXIMUM EMISSIONS**



REAR VIEW

COMPANION MEDICAL INC.

SMART CAP

MODEL: INCAP-100BA

FCC SUBPART C - RADIATED EMISSIONS UNDER 1 GHz

**PHOTOGRAPH SHOWING THE EUT CONFIGURATION
FOR MAXIMUM EMISSIONS**



FRONT VIEW

FRONT VIEW

COMPANION MEDICAL INC.

SMART CAP

MODEL: INCAP-100BA


FCC SUBPART C - RADIATED EMISSIONS ABOVE 1 GHz

**PHOTOGRAPH SHOWING THE EUT CONFIGURATION
FOR MAXIMUM EMISSIONS**




REAR VIEW

COMPANION MEDICAL INC.
SMART CAP
MODEL: INCAP-100BA
FCC SUBPART C - RADIATED EMISSIONS ABOVE 1 GHz
**PHOTOGRAPH SHOWING THE EUT CONFIGURATION
FOR MAXIMUM EMISSIONS**




COMPANION MEDICAL INC.
SMART CAP
MODEL: INCAP-100BA
FCC SUBPART C, SECTION 15.247 - CONDUCTED MEASUREMENT


**PHOTOGRAPH SHOWING THE EUT CONFIGURATION
FOR MAXIMUM EMISSIONS**



X axis



Y axis



Z axis