



icharming

傾城

Charm Ring

R1

FCC ID : 2AGRQR1

Operation Manual

1. Product introduction

Icharming, a combination of technology and fashion and a crossover of tradition and internet, CharmRing has powerful and practical functions with stylish appearance.

- 1、Capable of setting photo-taking function by gesture at yours own will. Industry' s longest Bluetooth-controlled photo-taking distance, up to 10 meters.
- 2、Health function could give you professional advice about sport data that display by APP. CharmRing could be used for step counter without mobile phone.
- 3、The ring will flash on call. You may stop worry about missing any important calls if your cell phone is not handy.
- 4、In case of oblivion or anti-loss, CharmRing link with mobile phone by bluetooth, it could alert their owners to know that the ring or the mobile phone is far away.
- 5、In emergency situations, your friends and relatives(preinstall the emergency contact phone number by APP) will receive warning message and positional information by special gesture. Warning message contains preinstall text and instant positional information.
- 6、You could share motion data, photos among social circle. Sharing a joy is

a happiness.

- 7、Do not use the Charm Ring in the environment at too high or too low Temperature, never expose the device under strong sunshine or too wet environment. The suitable temperature for the phone and accessories is 0-45℃

2. Product list

Charm Ring R1 product list :

- 1、Charm Ring R1
- 2、Portable charging case
- 3、USB power line
- 4、Diamond flat cloth
- 5、Operation instruction
- 6、Certificate of warranty card

3. diagram of product appearance





Charging base: switch on the bottom of charging case.



Removable Lid

Status Indicator Lamp 1

Status Indicator Lamp 2

Status Indicator Lamp 3

Charging Contacts

Charging Base

4. Product Features Guide

First use of this product, please read the manual, operate according to the instructions:

1. Open the product box and check products according to the checklist.
- 2.

There is a switch(ON/OFF) on the bottom of charging case. Turn on the switch, the ring is opening in the charging case. The ring could be linked with Bluetooth. Turn off the switch, the ring is closed and all functions are closed. At ordinary times, put the switch in on. Only under the long-term unused situation, please turn off the switch(off)

3. Please take out of USB that placed in packaging box of lining small cardboard box. The First-time user needs to charge Ring and case before using. This product does not provide power adapter and other mobile phone's power adapter could be used, The USB is Charging only.

4. Tear up the protective film and to make sure that charging sports could be contacted with charging case.

- 5.

While it is charging, put ring in the charging case(please aware of the direction of ring). Please turn charging contacts inward or it would not be recharged. While it is charging, cover with the lid, state indicator lamp is on means the ring is charging. When the charging capacity is full, state indicator lamp will go out. The recharge time is about one hour. Please note that the ring could be charged only when the lid is closed.

6. The charging case has set-in battery, when the charging case has power it could charge the ring without any external power source. When the charging case out of power, the case needs the external power source. The charging case could be used on a single full charge.

The state indicator lamp 2 is on, it means the ring is charging(external power source is be linked). When the top state indicator lamp 1 is on, it means the charging case is recharged. When remove the USB cable for charging, state indicator lamp 2 will be off. The recharge time of case is about 1.5hours.

7.

Before using, you need to install APP. The ring need to used with APP and the related function could be achieved.

(1)

Before using, you need to install APP which supports Android 4.3 version and above. IPHONE needs IOS 7.0 and above. If mobile phone does not satisfy requirements, the APP will not be installed.

(2) Before using, mobile phone needs to install APP. Scanning QR code to get the APP. Clicking the web links to get the APP.



Android

<http://www.strawcom.com/android.html>




<http://www.strawcom.com/ios.html>

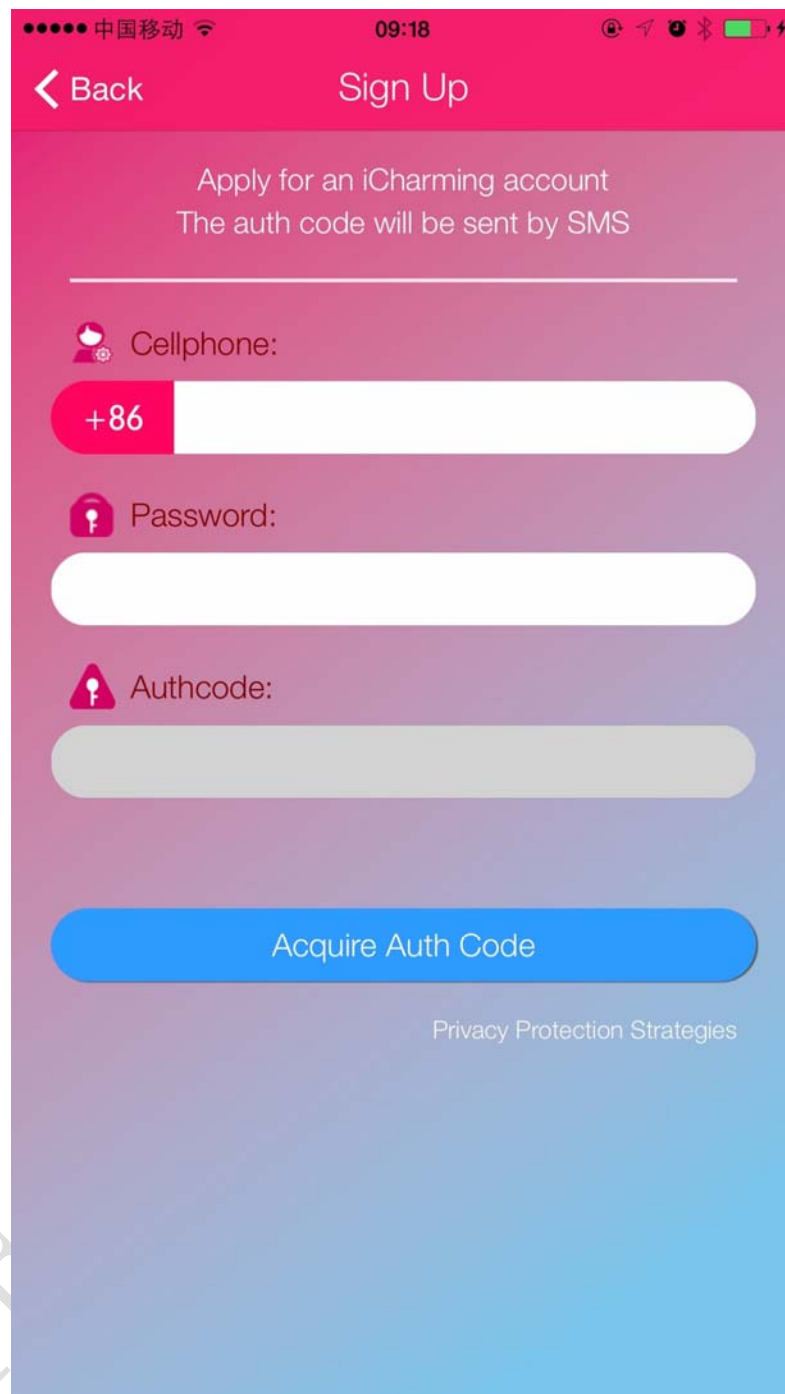
5. APP instructions

1. User Registration and Bluetooth Link

(1) The first-time user needs to fill out the customer register correctly, so that we can offer you with better service and exercise suggestion. We will not divulge the information or use it for any other



purpose.



(2) After finishing the registration, entering APP interface to bind the ring. Clicking top-left icon for entering the setting screen and menu list. Selecting the first option “Charm Ring not connected” and choosing the need option in the search listing to link the Bluetooth.

中国移动

09:18

Back

Login

Login iCharming account with your registered cell phone number

Cellphone:

+86

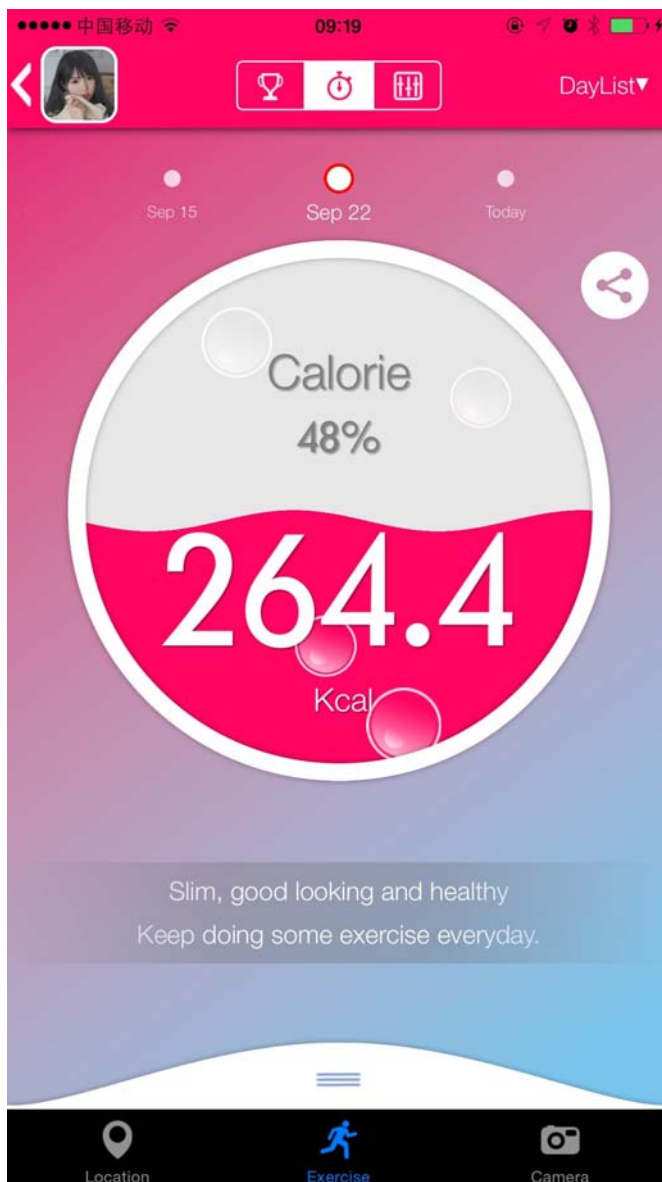
Password:

☐ Remember Passwd

Forget Passwd

Login

Privacy Protection Strategies





iCharming

170.0 cm

60.0 kg



Ring Battery



Emergency Contacts



Function Switches



How to Buy



Feedback




Version Update

Logout



Location



Binding Charm Ring



When a ring linked with mobile phone, the user menu “Charm Ring unconnected” will show the ring battery which means you could use the ring as a result of the successful bind.

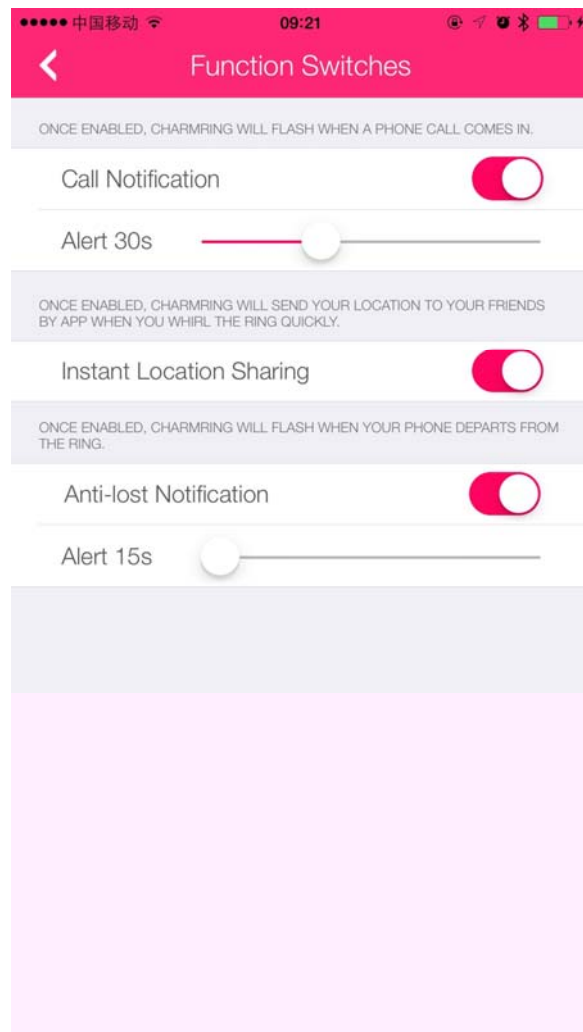
(3)

If the searching or binding is failure, please to make sure Bluetooth is turn on. The ring and mobile phone should in the coverage of communication. Please keep the ring as close as possible to the mobile phone for successfully connection.



Name:	iCharming
Sex:	Female
Birthday:	1983-01-02
Height:	170.0 cm
Weight:	60.0 kg

3. optional switch setting



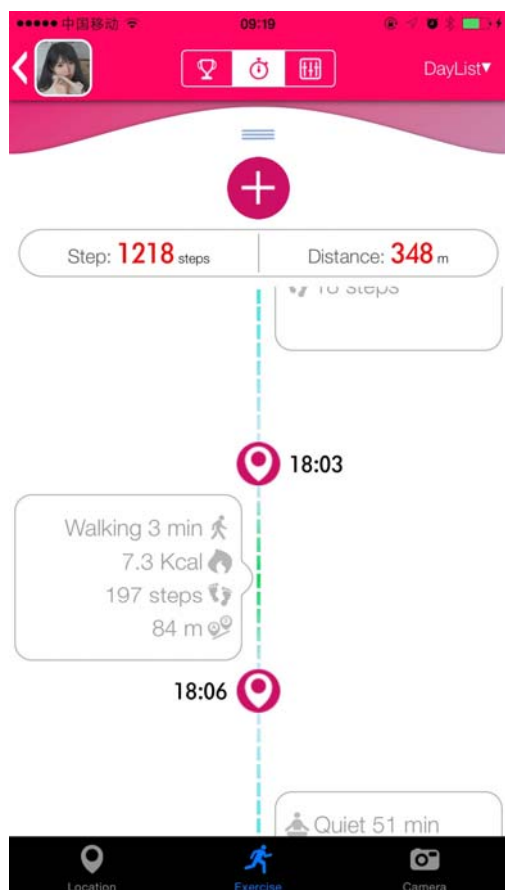
When using, please open all the function switch for using. The light notification could be changed by the slider of “call notification” and “phone lost notification”.

4. motion calculation

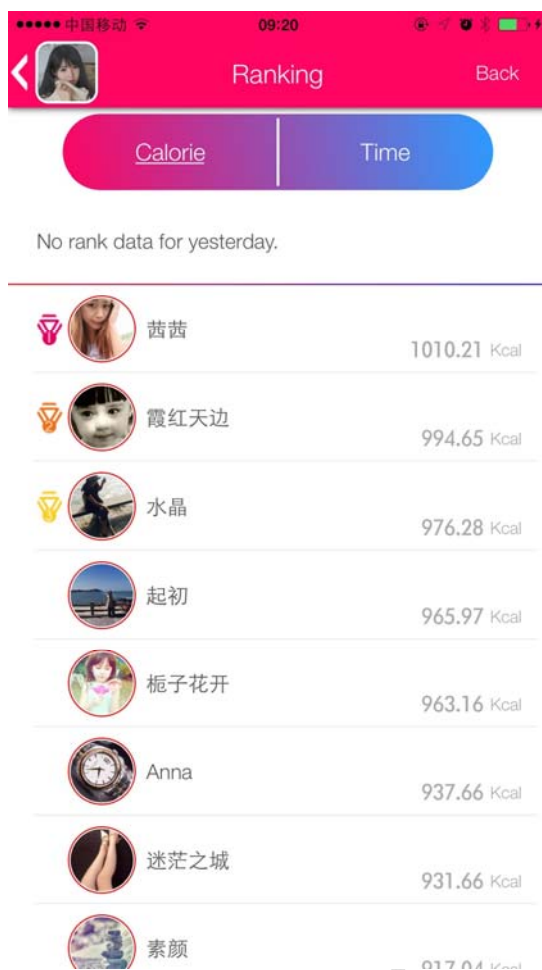
(1) set the fitness goals, you could set the fitness goals based on individual requirement.



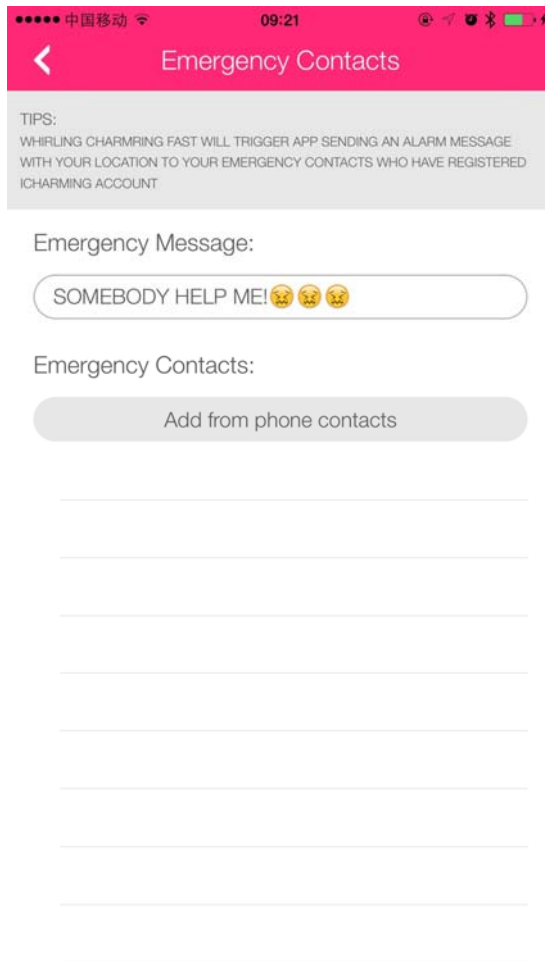
(2) APP will record your motion data for good fitness habit everyday.



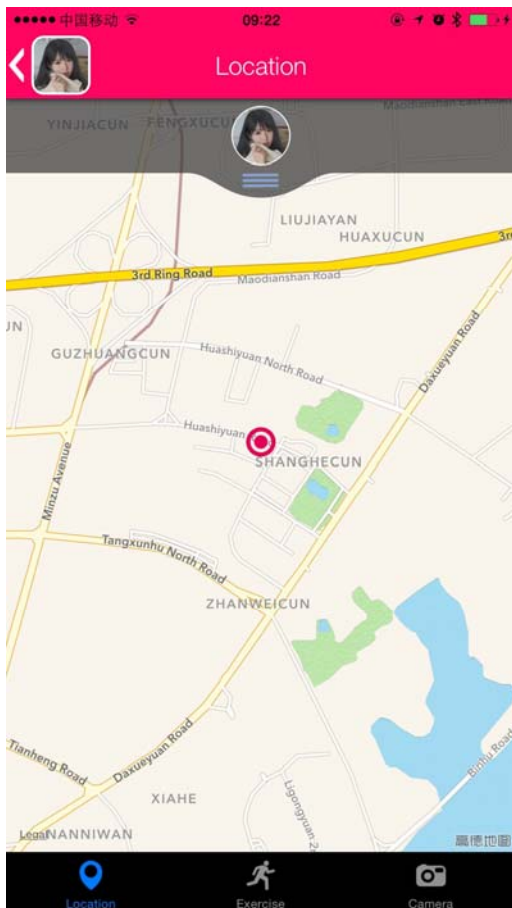
(3) Ranking



5. Emergency setting



Contacts in the emergency list will receive warning message and current positional with the ring wiggled frequently.



Warning message contains positional information and warning information.

6. Notice and disclaimer

1. The Continuous time of battery endurance is about 20hours. Fully charged case could use 7~10days. The battery time of ring is according to the actual usage.

2. The Continuous time of battery endurance is about 20hours. Fully charged case could use 7~10days. The battery time of ring is according to the actual usage.

3 Your Charm Ring does not have waterproof function, please keep it dry.

4The ring and charging case have built-in battery. Please keep ring away from the fire and do not put it into a fire for fear of dangerous occurrence.

5. Children could take it as a toy, please keep out of reach of children for fear of personal injury.

6.

Under the environment of wireless signal interference, connection of Bluetooth will drop frequently and disconnect with mobile phone.

7. Maintenance manual

1.

Charm Ring features a pure 925 silver setting, mounted with a delicate gem of six optional colors. The correct way of maintenance could make the ring glittering, shiny and flawless. It is a necessary part of perfect performance.

2.

The best way of maintenance is to wear every day because wearing silver frequently, the ring setting will shine gentle and natural glow. (because of personal physical differences, silver will be black after wearing) when you are not wearing it, the ring should rest in a confined pocket installed to prevent the silver surface and exposed to the air and black oxide.

3.

Do not wear a silver at the same time wearing jewelry other precious metals in order to avoid a collision deformation or abrasion.

4.

Keep dry. Do not wear the ring in swimming pool. Do not wear the ring close to sea or hot spring.

5.

The galvanized ring setting should use own wiping cloth, or it would be abraded.

6. Wipe the gem surface lightly with soft cloth.

7.

While doing some housework, greasy dirt or bleaching water would influence glossiness of ring.

8.

While doing some housework, do not wear the ring. In spite of gem is stiffness and wear-resisting. A collision deformation or abrasion will happen.

9.

Severe oxidation or a loose diamond of ring, please call the helpline.

10.

At last, the ring should avoid contact with sea-water, hot spring, washing-up liquid and disinfectant. While not wear the ring, put ring in the charging case.

8. After-sales service

1、 ZTE STRAWCOM Communication Co.,Ltd address: ZTE corporation, #6, Huashi Road, Hi-tech Development Zone, Donghu, Wuhan, P. R. China

2(T): 400-006-7569

3(website): www.strawcom.com

4 (email:) jingcai.sijie@zte.com.cn

5 bscriptions and QR code:STRAWCOM



Hereby, ZTE STRAWCOM Communication Co., Ltd. declares that this device is in compliance with the essential requirements and other relevant provisions of Directive 1999/5/EC.

CE 0700

Notice: Observe the national local regulations in the location where the device is to be used. This device may be restricted for use in some or all member states of the European Union (EU)

FCC STATEMENT

This equipment complies with FCC RF radiation exposure limits set forth for an uncontrolled environment.

1. This device complies with Part 15 of the FCC Rules. Operation is subject to the following two conditions:

(1) This device may not cause harmful interference.

(2) This device must accept any interference received, including interference that may cause undesired operation.

2. Changes or modifications not expressly approved by the party responsible for compliance could void the user's authority to operate the equipment.

NOTE: This equipment has been tested and found to comply with the limits for a Class B digital device, pursuant to Part 15 of the FCC Rules. These limits are designed to provide reasonable protection against harmful interference in a residential installation.

This equipment generates uses and can radiate radio frequency energy and, if not installed and used in accordance with the instructions, may cause harmful interference to radio communications. However, there is no guarantee that interference will not occur in a particular installation. If this equipment does cause harmful interference to radio or television reception, which can be determined by turning the equipment off and on, the user is encouraged to try to correct the interference by one or more of the following measures:

Reorient or relocate the receiving antenna.

Increase the separation between the equipment and receiver.

Connect the equipment into an outlet on a circuit different from that to which the receiver is connected.

Consult the dealer or an experienced radio/TV technician for help.

ZTE Confidential