



# APPLICATION SPECIFICATION

## TITLE

## WIFI 6E FLEX CABLE BALANCE ANTENNA

## TABLE OF CONTENTS

1.0 SCOPE

2.0 PRODUCT DESCRIPTION

3.0 APPLICABLE DOCUMENTS

4.0 ANTENNA PERFORMANCE

5.0 ASSEMBLY GUIDELINE

6.0 RF PERFORMANCE AS A FUNCTION OF IMPLEMENTATION

7.0 THE ANTENNA PERFORMANCE VARIATION WITH CABLE LENGTH

8.0 OTHER MOLEX ANTENNA PRODUCTS

9.0 CHANGE HISTORY

REVISION:	ECR/ECN INFORMATION:	TITLE:	SHEET No.
<b>J1</b>	EC No: 729862 DATE: 2022/11/25	<b>WIFI 6E FLEX CABLE BALANCE ANTENNA APPLICATION SPECIFICATION</b>	<b>1 of 31</b>
DOCUMENT NUMBER:	CREATED / REVISED BY:	CHECKED BY:	APPROVED BY:
<b>AS-1461530100</b>	<b>Liu Hai</b>	<b>Andy Zhang</b>	<b>Chris Zhong</b>



# APPLICATION SPECIFICATION

## WIFI 6E FLEX CABLE BALANCE ANTENNA

### 1.0 SCOPE

This specification describes the antenna application and surrounding. The information in this document is for reference and benchmark purposes only. The user is responsible for validating antenna rf performance based on the user's actual implementation.

Antenna illustrations in this document are generic representations. They are not intended to be an image of any antenna listed in the scope.

### 2.0 PRODUCT DESCRIPTION

#### 2.1 PRODUCT NAME AND SERIES NUMBER (S)

Product name: WIFI 6E flex cable balance antenna


Series Number: 146153

#### 2.2 DESCRIPTION

Series 146153 is a balanced, dipole-type, high efficiency antenna for 2.4/5/6 GHz applications, including WiFi 6E, Bluetooth, Zigbee and others. This antenna is made from poly flexible material with small size 35\*9\*0.1mm and has double-sided adhesive tape for easy "peel and stick" mounting. This balanced antenna with ground plane independent design offers various cable length options for ease of integration into various devices.

#### 2.3 PRODUCT STRUCTURE INFORMATION

Please refer to PS-1461530100 for full information.



ANTENNA 3D VIEW

REVISION:	ECR/ECN INFORMATION:	TITLE:	SHEET No.
<b>J1</b>	EC No: 729862 DATE: 2022/11/25	<b>WIFI 6E FLEX CABLE BALANCE ANTENNA APPLICATION SPECIFICATION</b>	<b>2 of 31</b>
DOCUMENT NUMBER:	CREATED / REVISED BY:	CHECKED BY:	APPROVED BY:
<b>AS-1461530100</b>	<b>Liu Hai</b>	<b>Andy Zhang</b>	<b>Chris Zhong</b>

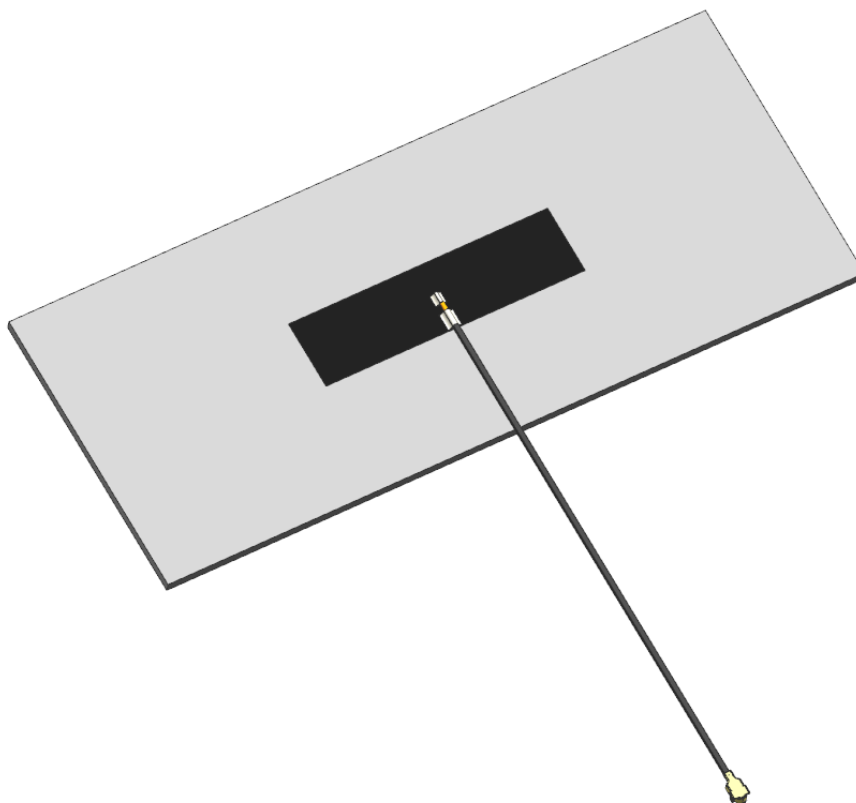
## 3.0 APPLICABLE DOCUMENTS

DOCUMENT	NUMBER	DESCRIPTION
Sale Drawing (SD)	SD-1461530050	Mechanical Dimension of the product
	SD-1461531050	
Product Specification (PS)	PS-1461530100	Product Specification
Packing Drawing (PK)	PK-1461530100	Product packaging specifications

## 4.0 ANTENNA PERFORMANCE


### 4.1 RF TEST CONDITIONS

All measurements are done of the antenna mounted on a PC/ABS material block of 1.5mm thickness with VNA Agilent E5071C and Over-The-Air (OTA) chamber. All measurements in this document are done with the part no.1461530100 with a cable length of 100mm.




**FIGURE4.1.1 ANTENNA LOADED WITH PC/ABS BLOCK OF 1.5 MM THICKNESS**

REVISION:	ECR/ECN INFORMATION:	TITLE:	SHEET No.
<b>J1</b>	EC No: 729862 DATE: 2022/11/25	<b>WIFI 6E FLEX CABLE BALANCE ANTENNA APPLICATION SPECIFICATION</b>	<b>3 of 31</b>
DOCUMENT NUMBER:	CREATED / REVISED BY:	CHECKED BY:	APPROVED BY:
<b>AS-1461530100</b>	<b>Liu Hai</b>	<b>Andy Zhang</b>	<b>Chris Zhong</b>



**FIGURE4.1.2 ANTENNA LOADED WITH PC/ABS BLOCK OF 1.5 MM THICKNESS WITH VNA**

REVISION:	ECR/ECN INFORMATION:	TITLE:	SHEET No.
<b>J1</b>	EC No: 729862 DATE: 2022/11/25	<b>WIFI 6E FLEX CABLE BALANCE ANTENNA APPLICATION SPECIFICATION</b>	<b>4 of 31</b>
DOCUMENT NUMBER:	CREATED / REVISED BY:	CHECKED BY:	APPROVED BY:
<b>AS-1461530100</b>	<b>Liu Hai</b>	<b>Andy Zhang</b>	<b>Chris Zhong</b>



**FIGURE4.1.3 ANTENNA LOADED WITH PC/ABS BLOCK OF 1.5 MM THICKNESS WITH OTA CHAMBER**

REVISION:	ECR/ECN INFORMATION:	TITLE:	SHEET No.
<b>J1</b>	EC No: 729862 DATE: 2022/11/25	<b>WIFI 6E FLEX CABLE BALANCE ANTENNA APPLICATION SPECIFICATION</b>	<b>5 of 31</b>
DOCUMENT NUMBER:	CREATED / REVISED BY:	CHECKED BY:	APPROVED BY:
<b>AS-1461530100</b>	Liu Hai	Andy Zhang	Chris Zhong



# APPLICATION SPECIFICATION

## 4.2 ANTENNA PERFORMANCE

All measurements in this document are done with the part no.1461530100 with a cable length of 200mm

DESCRIPTION	EQUIPMENT	REQUIREMENT		
Frequency Range	VNA E5071C	2.4-2.5GHz	5.15-5.85GHz	5.925-7.125GHz
Return Loss	VNA E5071C	<- 10dB		
Peak Gain (Max)	OTA Chamber	2.60dBi	4.0dBi	5.5dBi
Average Total Efficiency	OTA Chamber	>75%	>75%	>70%
Polarization	OTA Chamber	Linear		
Input Impedance	VNA E5071C	50 ohms		

Note that the above antenna performance is measured with just the antenna mounted on a PC/ABS block to similar a free-space condition. When implement into the system, the frequency resonant might be off-tune due to the loading of surrounding components especially metal plane. This off-tune can be compensated through matching. Although module manufacturers specify a peak gain limit, it is based on free-space conditions. The peak gain will be degraded by 1 to 2dBi in the actual implementation as the radiation pattern will change due to the surround components. As such, during selection of antenna, you can select one with high peak gain to compensate for the loss. Molex can offer assistant to choose the best location and best tuning in-order to meet this peak gain requirement.

REVISION:	ECR/ECN INFORMATION:	TITLE:	SHEET No.
<b>J1</b>	EC No: 729862 DATE: 2022/11/25	<b>WIFI 6E FLEX CABLE BALANCE ANTENNA APPLICATION SPECIFICATION</b>	<b>6 of 31</b>
DOCUMENT NUMBER:	CREATED / REVISED BY:	CHECKED BY:	APPROVED BY:
<b>AS-1461530100</b>	<b>Liu Hai</b>	<b>Andy Zhang</b>	<b>Chris Zhong</b>

## 4.3 RETURN LOSS PLOT

All measurements in this document are done with a cable length of 100mm.

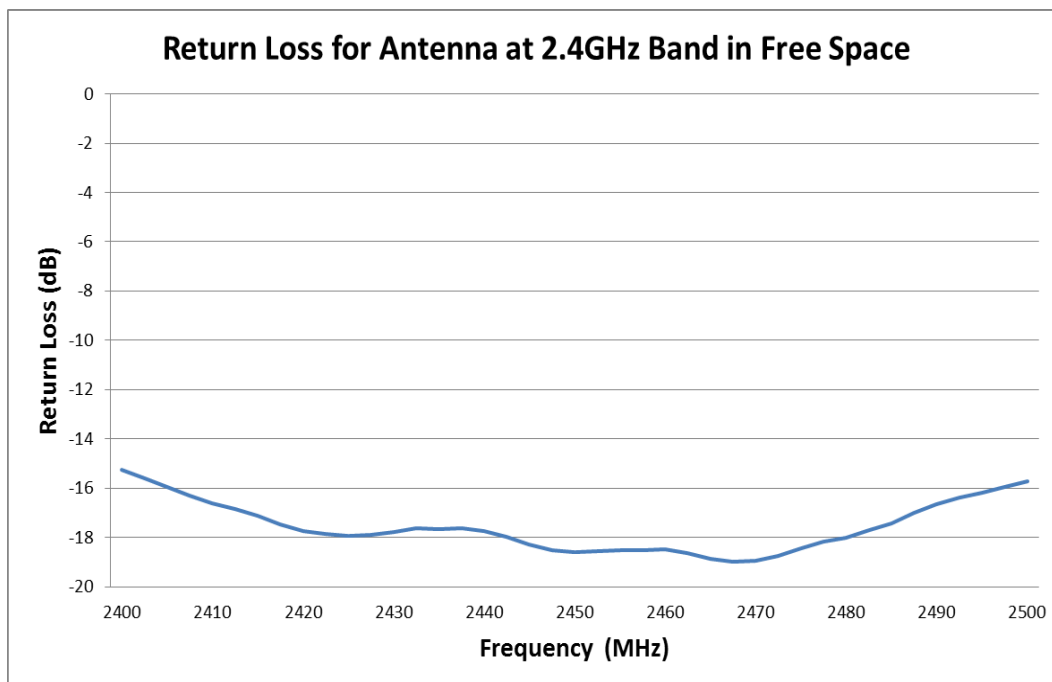


FIGURE 4.3.1 RETURN LOSS OF ANTENNA AT 2.4GHZ BAND IN FREE SPACE

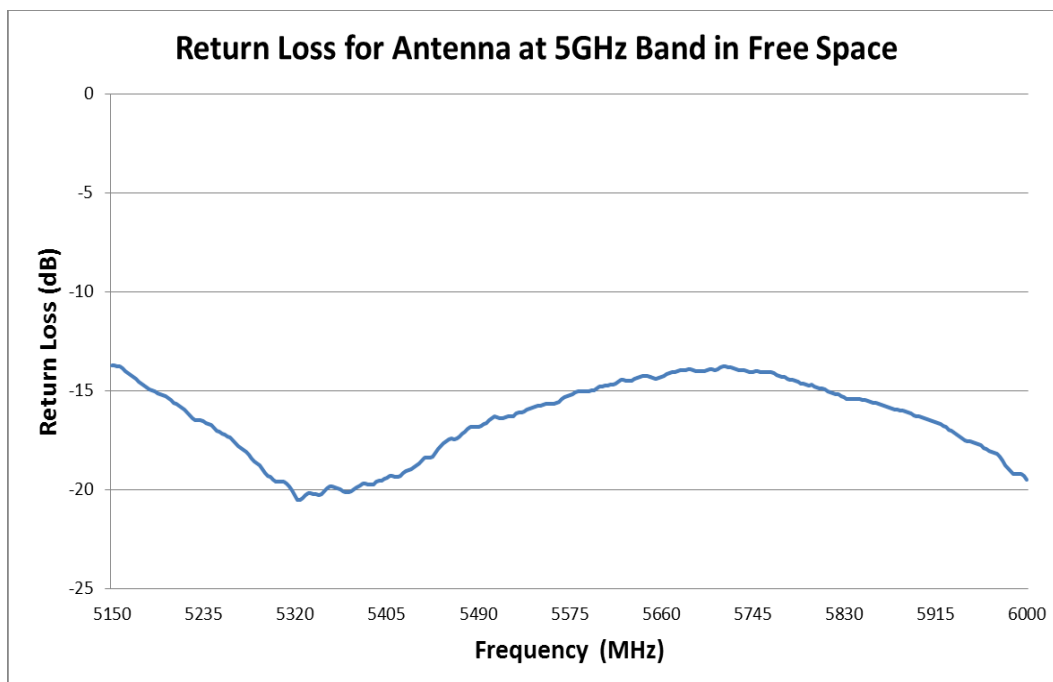
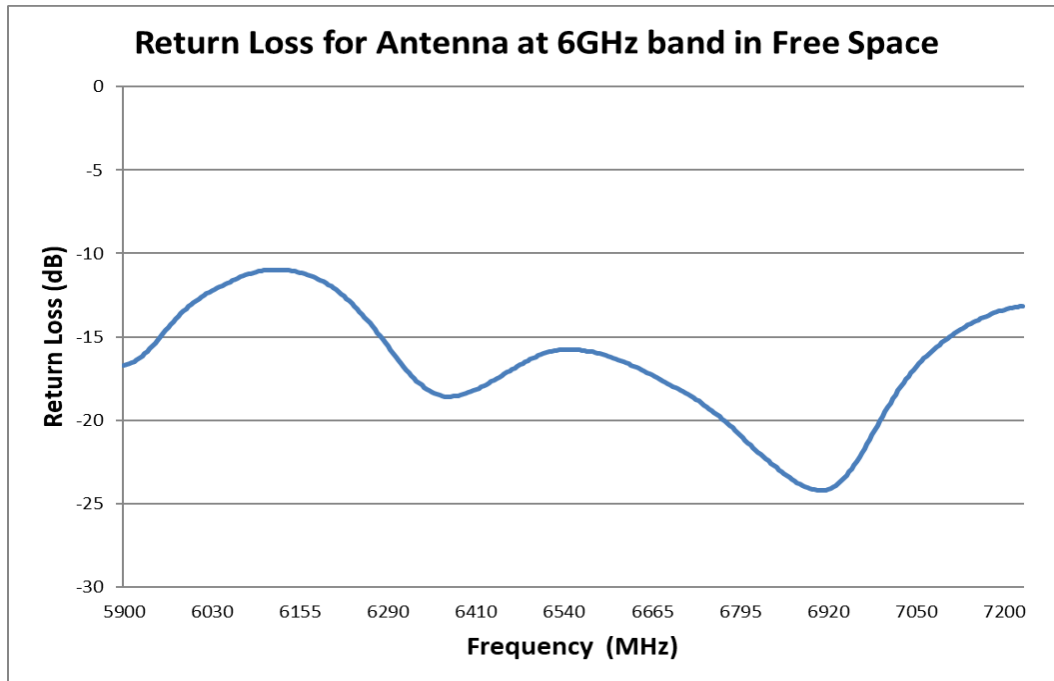


FIGURE 4.3.2 RETURN LOSS OF ANTENNA AT 5GHZ BAND IN FREE SPACE

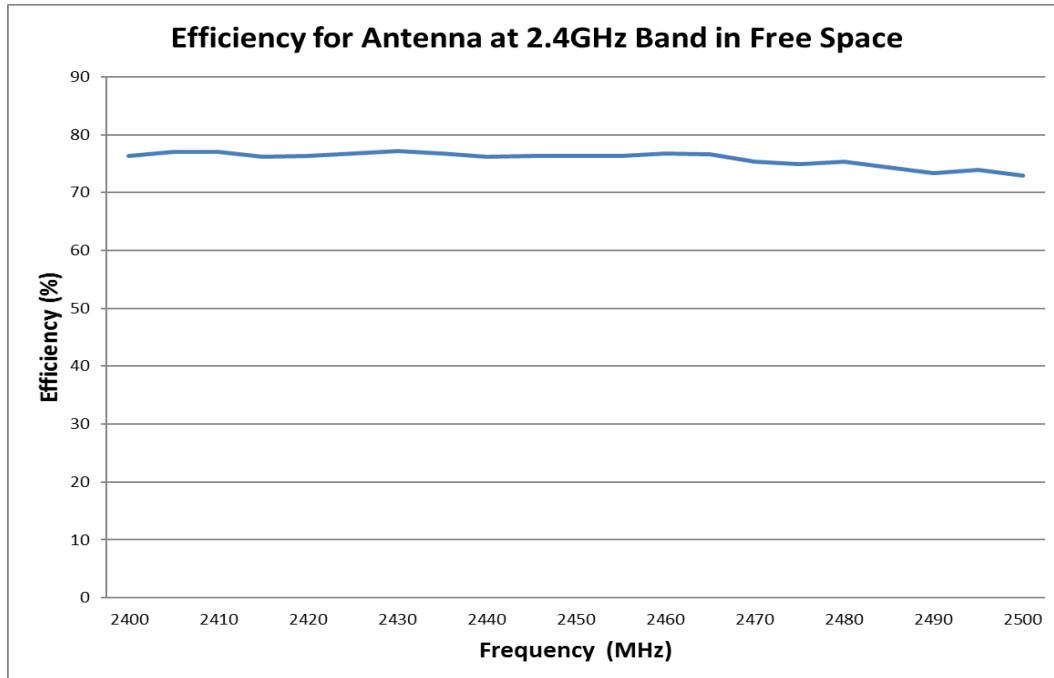
REVISION:	ECR/ECN INFORMATION:	TITLE:	SHEET No.
<b>J1</b>	EC No: 729862 DATE: 2022/11/25	<b>WIFI 6E FLEX CABLE BALANCE ANTENNA APPLICATION SPECIFICATION</b>	<b>7 of 31</b>
DOCUMENT NUMBER:	CREATED / REVISED BY:	CHECKED BY:	APPROVED BY:
<b>AS-1461530100</b>	<b>Liu Hai</b>	<b>Andy Zhang</b>	<b>Chris Zhong</b>



**FIGURE 4.3.3 RETURN LOSS OF ANTENNA AT 6GHZ BAND IN FREE SPACE**

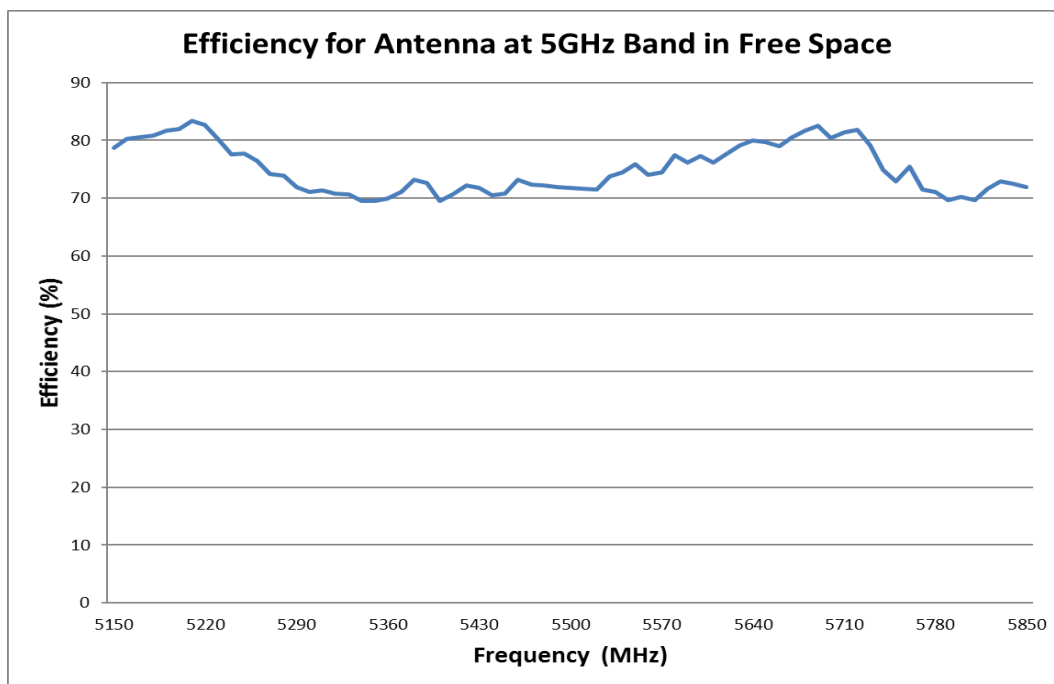
## 4.4 EFFICIENCY PLOT

All measurements in this document are done with a cable length of 100mm.

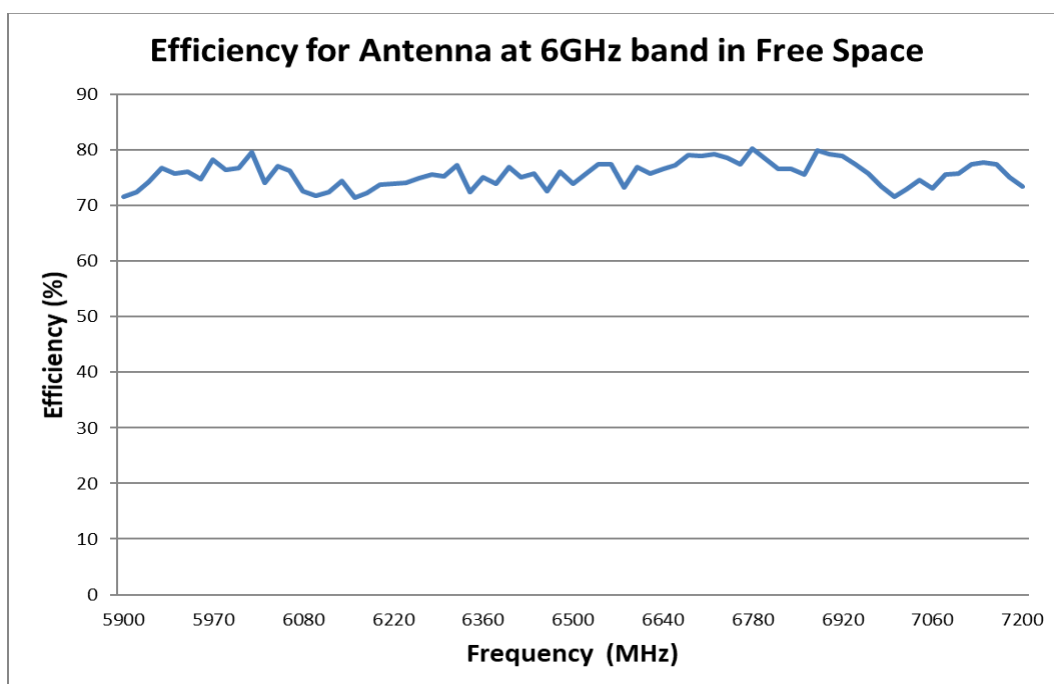


**FIGURE 4.4.1 EFFICIENCY OF ANTENNA AT 2.4GHZ BAND IN FREE SPACE**

REVISION:	ECR/ECN INFORMATION:	TITLE:	SHEET No.
<b>J1</b>	EC No: 729862 DATE: 2022/11/25	<b>WIFI 6E FLEX CABLE BALANCE ANTENNA APPLICATION SPECIFICATION</b>	<b>8 of 31</b>
DOCUMENT NUMBER:	CREATED / REVISED BY:	CHECKED BY:	APPROVED BY:
<b>AS-1461530100</b>	<b>Liu Hai</b>	<b>Andy Zhang</b>	<b>Chris Zhong</b>



**FIGURE 4.4.2 EFFICIENCY OF ANTENNA AT 5GHZ BAND IN FREE SPACE**



**FIGURE 4.4.3 EFFICIENCY OF ANTENNA AT 6GHZ BAND IN FREE SPACE**

REVISION:	ECR/ECN INFORMATION:	TITLE:	SHEET No.
<b>J1</b>	EC No: 729862	<b>WIFI 6E FLEX CABLE BALANCE ANTENNA APPLICATION SPECIFICATION</b>	<b>9 of 31</b>
	DATE: 2022/11/25		
DOCUMENT NUMBER:	CREATED / REVISED BY:	CHECKED BY:	APPROVED BY:
<b>AS-1461530100</b>	Liu Hai	Andy Zhang	Chris Zhong

## 4.5 RADIATION PATTERN

All measurements in this document are done with a cable length of 100mm.

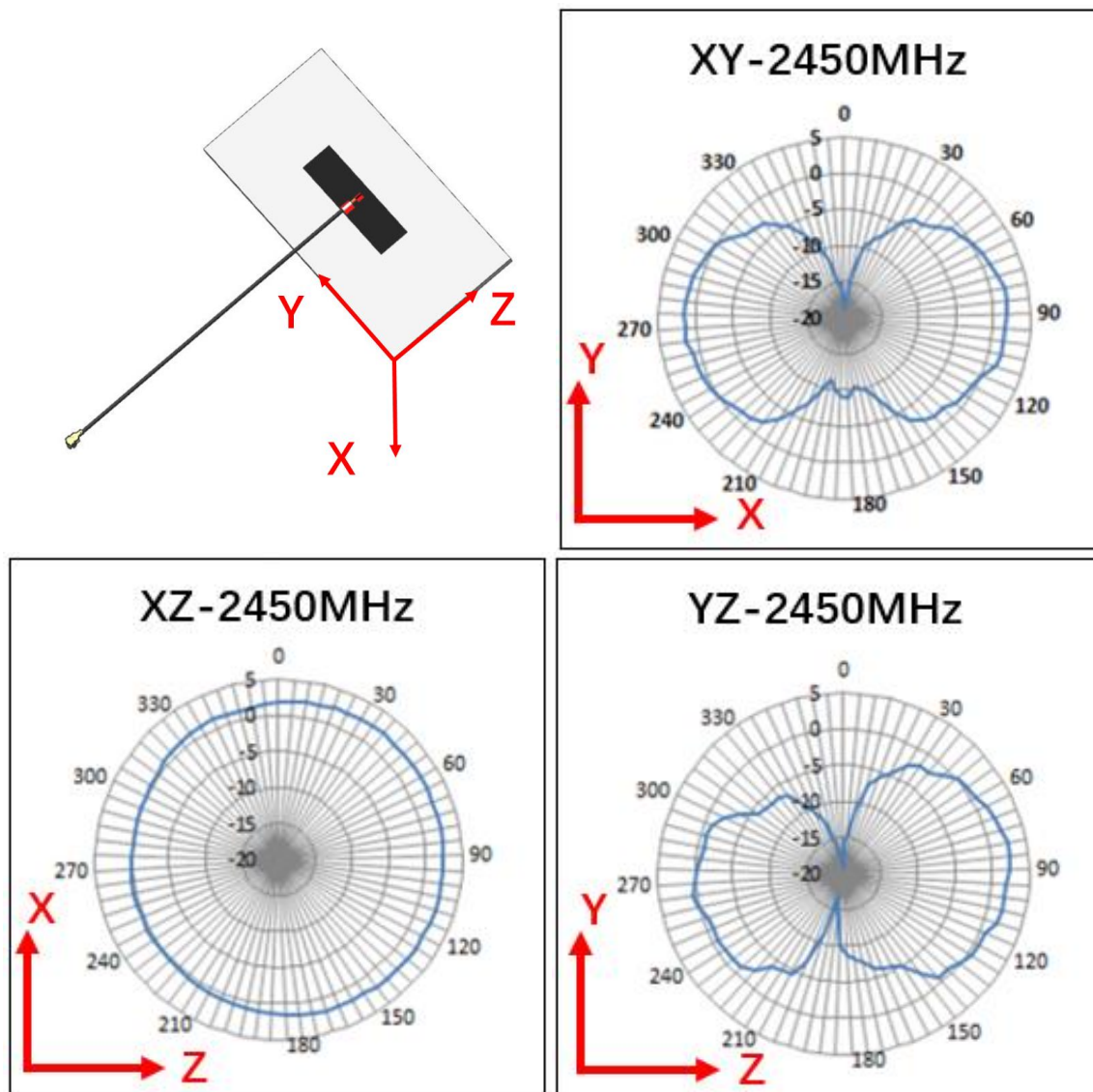


FIGURE 4.5.1 2D RADIATION PATTERN OF ANTENNA AT 2450MHZ IN FREE SPACE

REVISION:	ECR/ECN INFORMATION:	TITLE:	SHEET No.
<b>J1</b>	EC No: 729862 DATE: 2022/11/25	<b>WIFI 6E FLEX CABLE BALANCE ANTENNA APPLICATION SPECIFICATION</b>	<b>10 of 31</b>
DOCUMENT NUMBER:	CREATED / REVISED BY:	CHECKED BY:	APPROVED BY:
<b>AS-1461530100</b>	Liu Hai	Andy Zhang	Chris Zhong

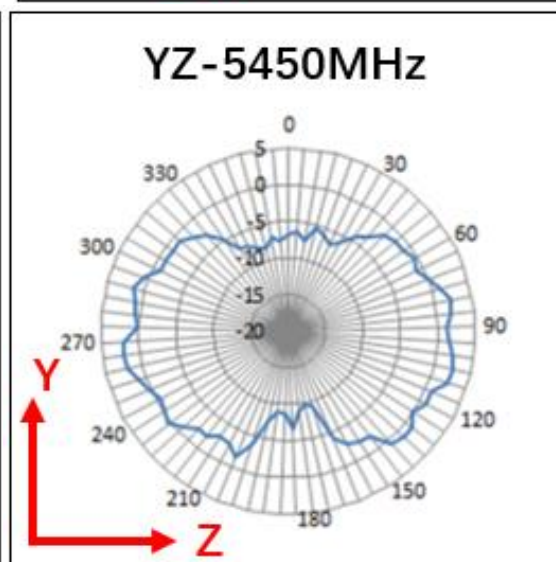
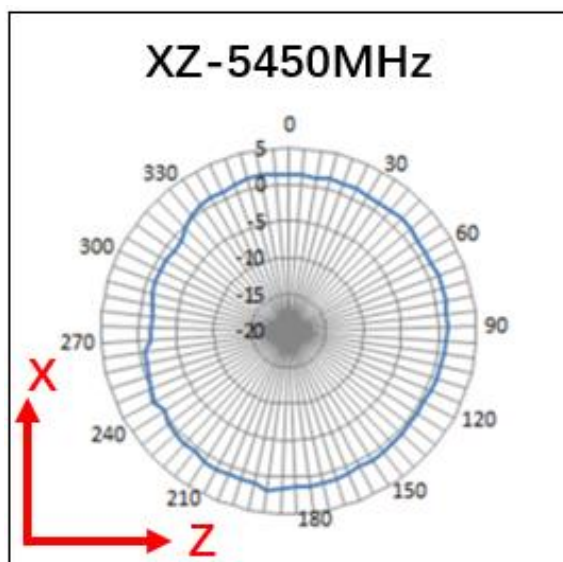
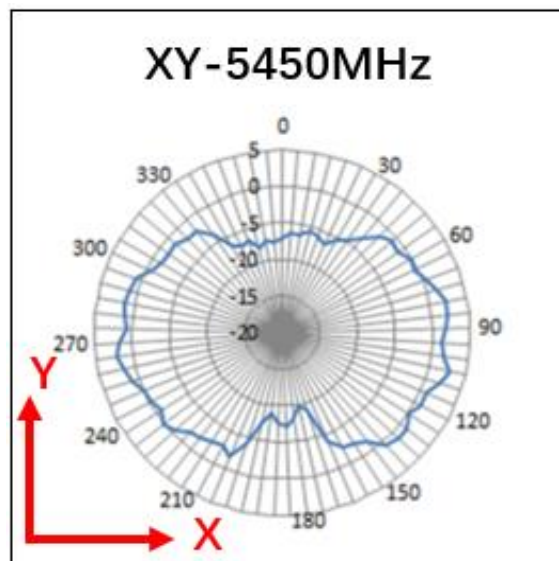
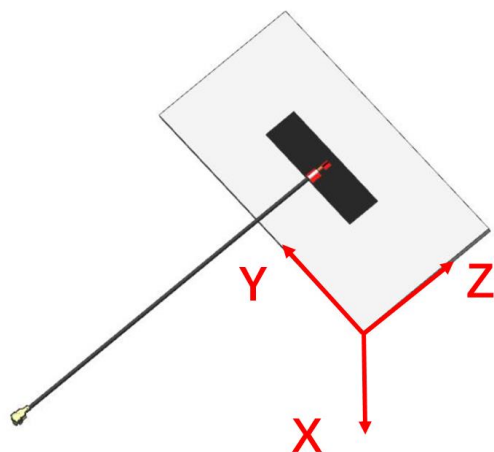


FIGURE 4.5.2 2D RADIATION PATTERN OF ANTENNA AT 5450MHZ IN FREE SPACE

REVISION:	ECR/ECN INFORMATION:	TITLE:	SHEET No.
<b>J1</b>	EC No: 729862 DATE: 2022/11/25	<b>WIFI 6E FLEX CABLE BALANCE ANTENNA APPLICATION SPECIFICATION</b>	<b>11 of 31</b>
DOCUMENT NUMBER:	CREATED / REVISED BY:	CHECKED BY:	APPROVED BY:
<b>AS-1461530100</b>	Liu Hai	Andy Zhang	Chris Zhong

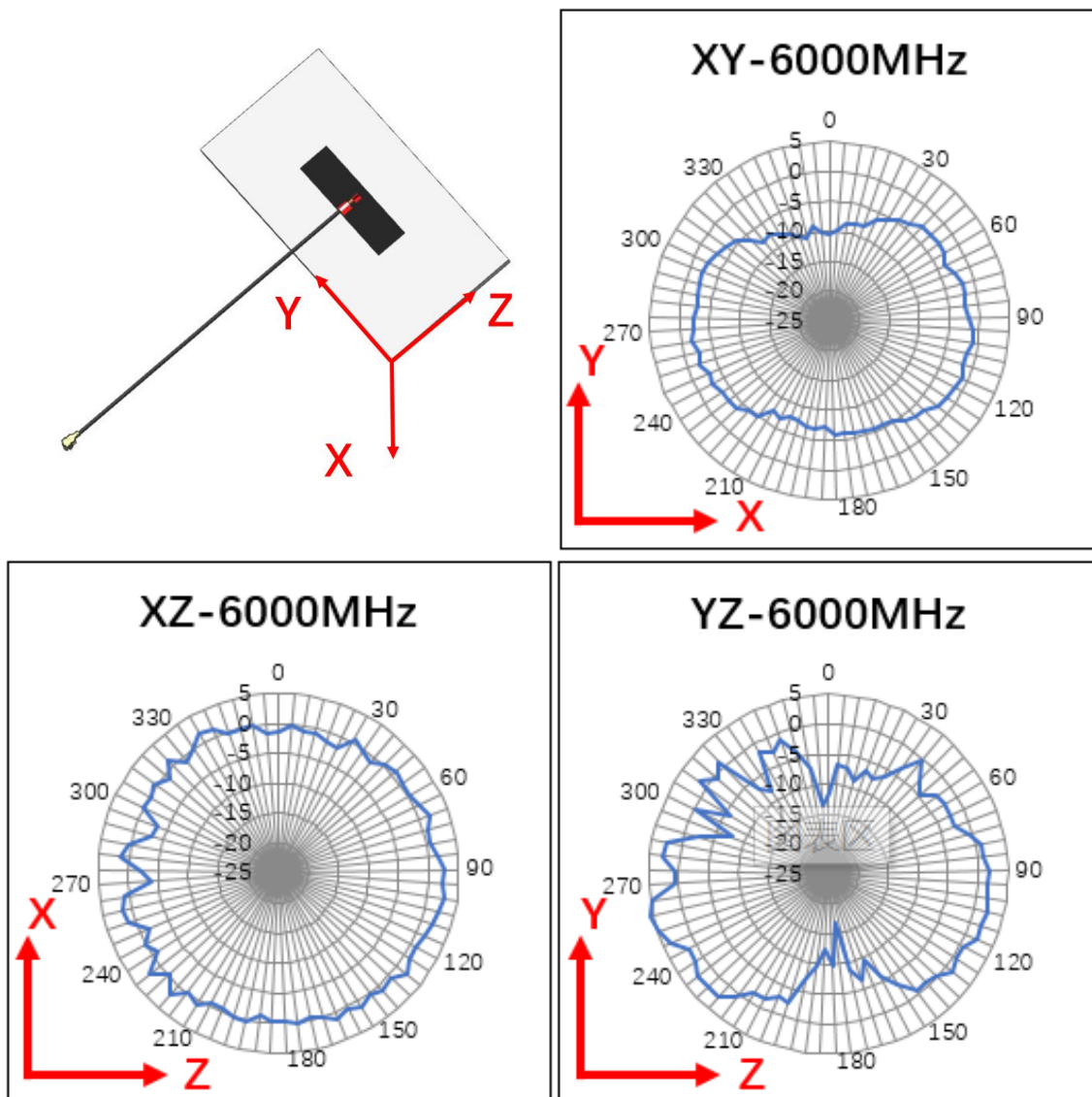


FIGURE 4.5.3 2D RADIATION PATTERN OF ANTENNA AT 6000MHZ IN FREE SPACE

REVISION:	ECR/ECN INFORMATION:	TITLE:	SHEET No.
<b>J1</b>	EC No: 729862 DATE: 2022/11/25	<b>WIFI 6E FLEX CABLE BALANCE ANTENNA APPLICATION SPECIFICATION</b>	<b>12 of 31</b>
DOCUMENT NUMBER:	CREATED / REVISED BY:	CHECKED BY:	APPROVED BY:
<b>AS-1461530100</b>	Liu Hai	Andy Zhang	Chris Zhong

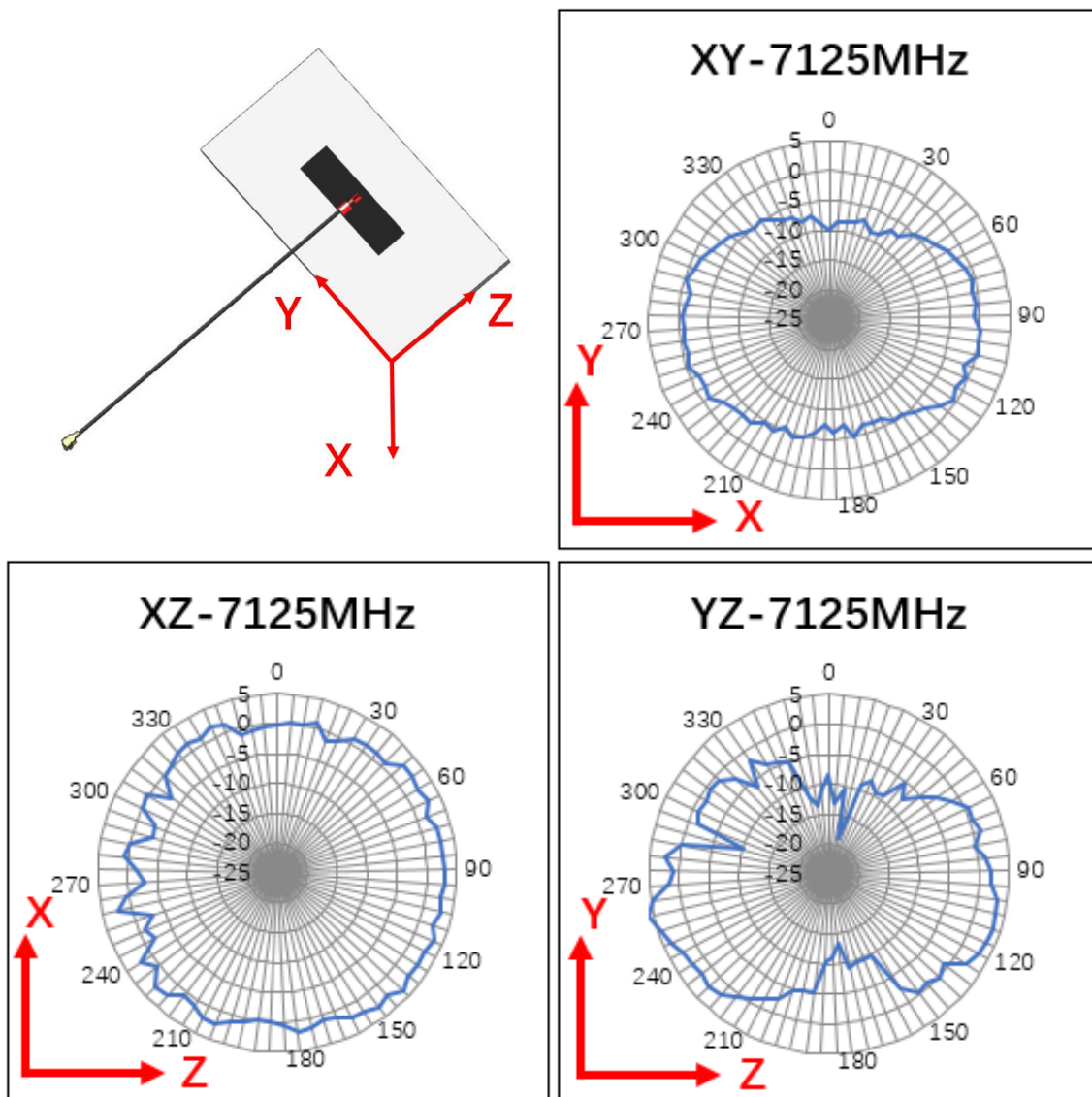


FIGURE 4.5.4 2D RADIATION PATTERN OF ANTENNA AT 7125MHZ IN FREE SPACE

REVISION:	ECR/ECN INFORMATION:	TITLE:	SHEET No.
<b>J1</b>	EC No: 729862 DATE: 2022/11/25	<b>WIFI 6E FLEX CABLE BALANCE ANTENNA APPLICATION SPECIFICATION</b>	<b>13 of 31</b>
DOCUMENT NUMBER:	CREATED / REVISED BY:	CHECKED BY:	APPROVED BY:
<b>AS-1461530100</b>	Liu Hai	Andy Zhang	Chris Zhong

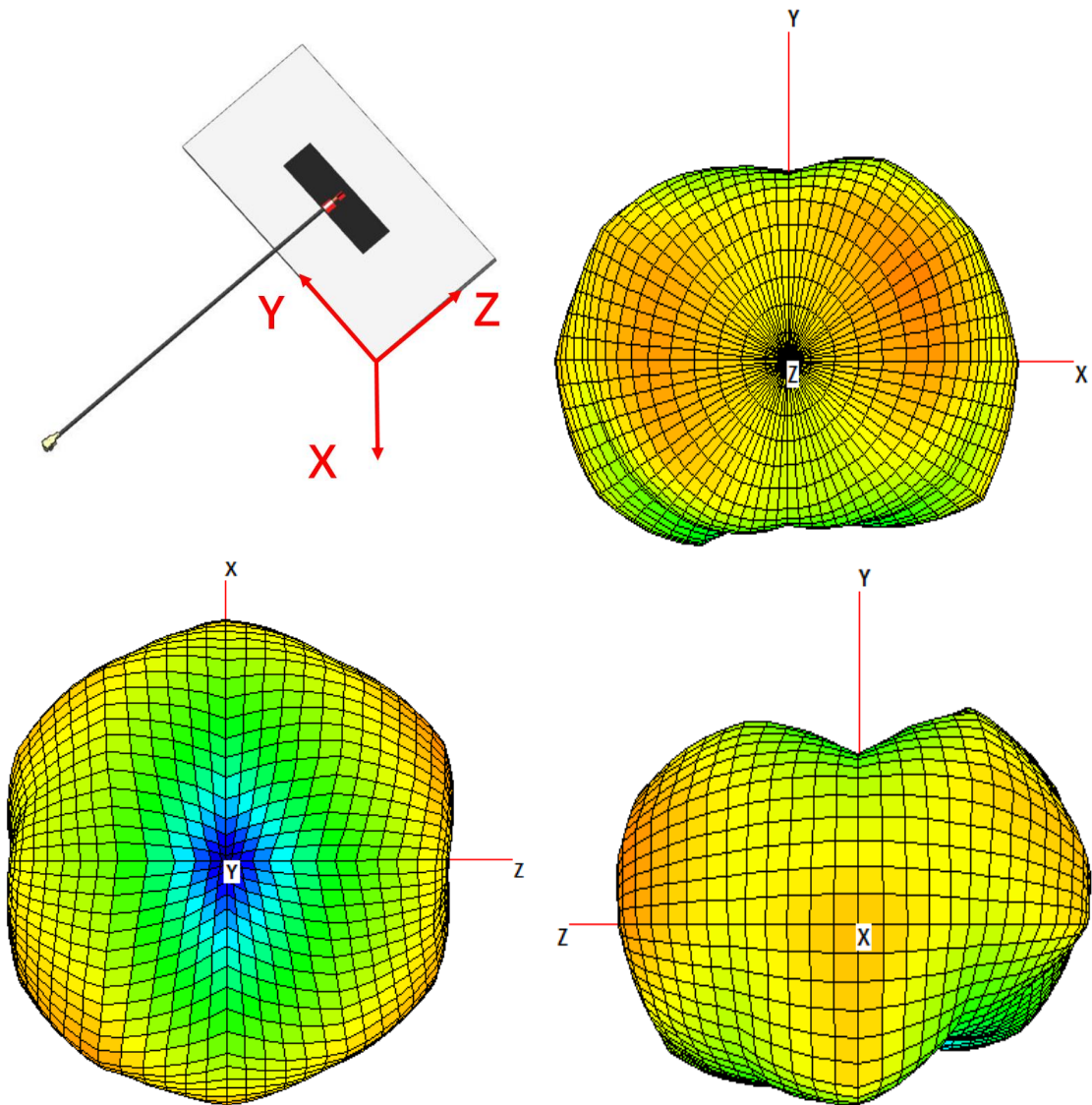


FIGURE 4.5.5 3D RADIATION PATTERN OF ANTENNA AT 2450MHZ BAND IN FREE SPACE

REVISION:	ECR/ECN INFORMATION:	TITLE:	SHEET No.
<b>J1</b>	EC No: 729862 DATE: 2022/11/25	<b>WIFI 6E FLEX CABLE BALANCE ANTENNA APPLICATION SPECIFICATION</b>	<b>14 of 31</b>
DOCUMENT NUMBER:	CREATED / REVISED BY:	CHECKED BY:	APPROVED BY:
<b>AS-1461530100</b>	Liu Hai	Andy Zhang	Chris Zhong

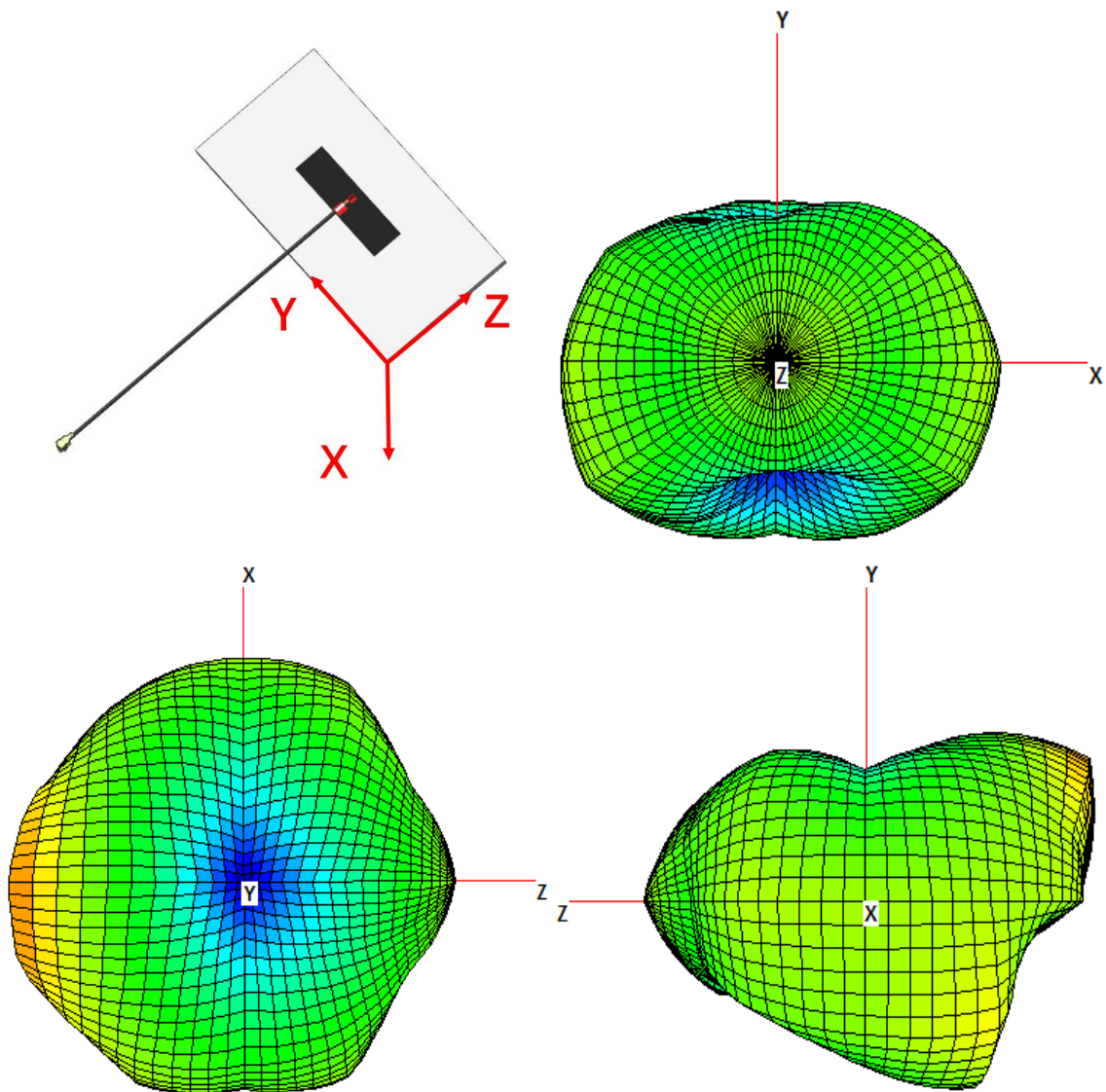
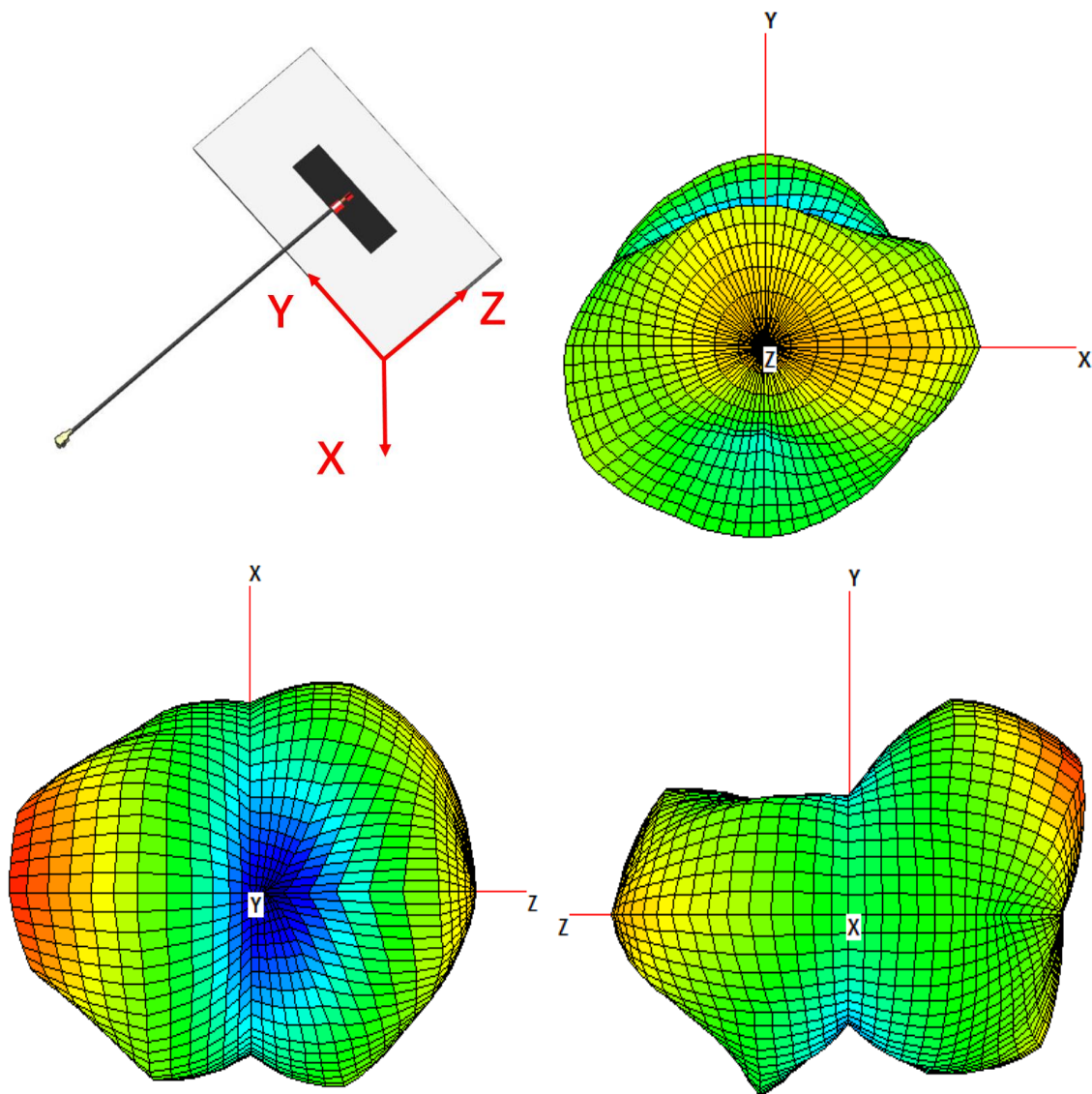


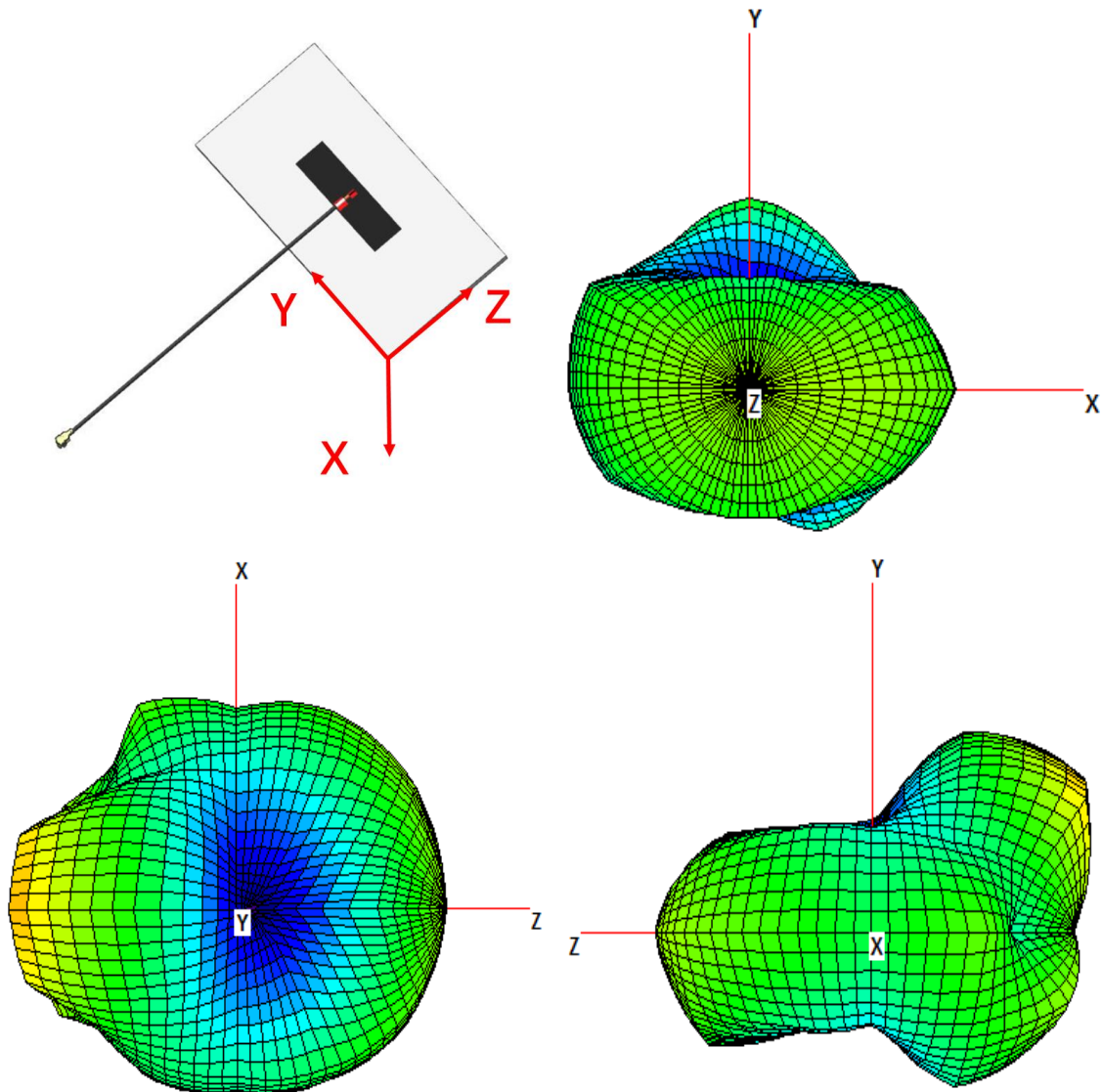
FIGURE 4.5.6 3D RADIATION PATTERN OF ANTENNA AT 5450MHZ BAND IN FREE SPACE

REVISION:	ECR/ECN INFORMATION:	TITLE:	SHEET No.
<b>J1</b>	EC No: 729862 DATE: 2022/11/25	<b>WIFI 6E FLEX CABLE BALANCE ANTENNA APPLICATION SPECIFICATION</b>	<b>15 of 31</b>
DOCUMENT NUMBER:	CREATED / REVISED BY:	CHECKED BY:	APPROVED BY:
<b>AS-1461530100</b>	Liu Hai	Andy Zhang	Chris Zhong



**FIGURE 4.5.7 3D RADIATION PATTERN OF ANTENNA AT 6000MHZ BAND IN FREE SPACE**

REVISION:	ECR/ECN INFORMATION:	TITLE:	SHEET No.
<b>J1</b>	EC No: 729862 DATE: 2022/11/25	<b>WIFI 6E FLEX CABLE BALANCE ANTENNA APPLICATION SPECIFICATION</b>	<b>16 of 31</b>
DOCUMENT NUMBER:	CREATED / REVISED BY:	CHECKED BY:	APPROVED BY:
<b>AS-1461530100</b>	Liu Hai	Andy Zhang	Chris Zhong



**FIGURE 4.5.8 3D RADIATION PATTERN OF ANTENNA AT 7125MHZ BAND IN FREE SPACE**

REVISION:	ECR/ECN INFORMATION:	TITLE:	SHEET No.
<b>J1</b>	EC No: 729862 DATE: 2022/11/25	<b>WIFI 6E FLEX CABLE BALANCE ANTENNA APPLICATION SPECIFICATION</b>	<b>17 of 31</b>
DOCUMENT NUMBER:	CREATED / REVISED BY:	CHECKED BY:	APPROVED BY:
<b>AS-1461530100</b>	Liu Hai	Andy Zhang	Chris Zhong

## 5.0 ASSEMBLY GUIDELINE

The flex antenna comes with an adhesive 3m9077 for assemble onto the plastic wall of the system. The surface should be smooth with  $Ra < 1.6\mu m$  and need to clean the surface before sticking this product. The antenna cannot be placed on a metallic surface.


### 5.1 HOW TO TEAR FLEX RELEASE PAPER




1. Find cut line on flex back side



2. Bend flex slight along cut line



3. Tear release paper



REVISION:	ECR/ECN INFORMATION:	TITLE:	SHEET No.
<b>J1</b>	EC No: 729862 DATE: 2022/11/25	<b>WIFI 6E FLEX CABLE BALANCE ANTENNA APPLICATION SPECIFICATION</b>	<b>18 of 31</b>
DOCUMENT NUMBER:	CREATED / REVISED BY:	CHECKED BY:	APPROVED BY:
<b>AS-1461530100</b>	Liu Hai	Andy Zhang	Chris Zhong

## 5.2 CABLE BENDING

During the assembly of the antenna in a device, the cable needs to be positioned away from the antenna flex to achieve best performance. The cable must be away from the Flex edge at least 5mm as shown in figure 5.2.1. If the cable bends into the antenna flex, the antenna performance will be degraded.

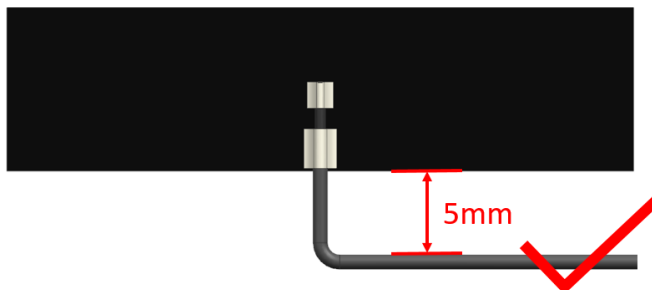


FIGURE 5.2.1 RECOMMENDED CABLE BENDING RANGE




FIGURE 5.2.2 UNRECOMMENDED CABLE BENDING RANGE

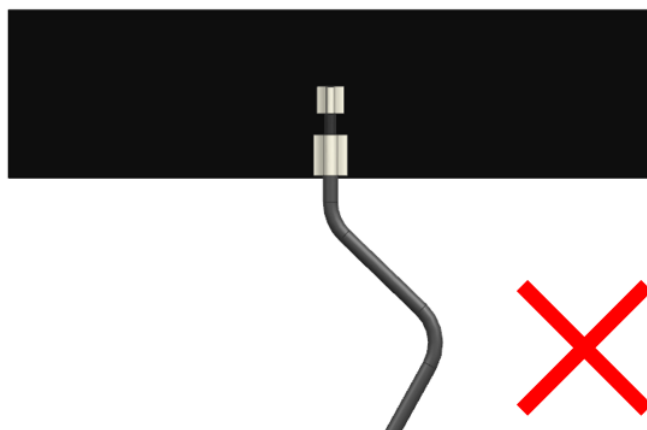


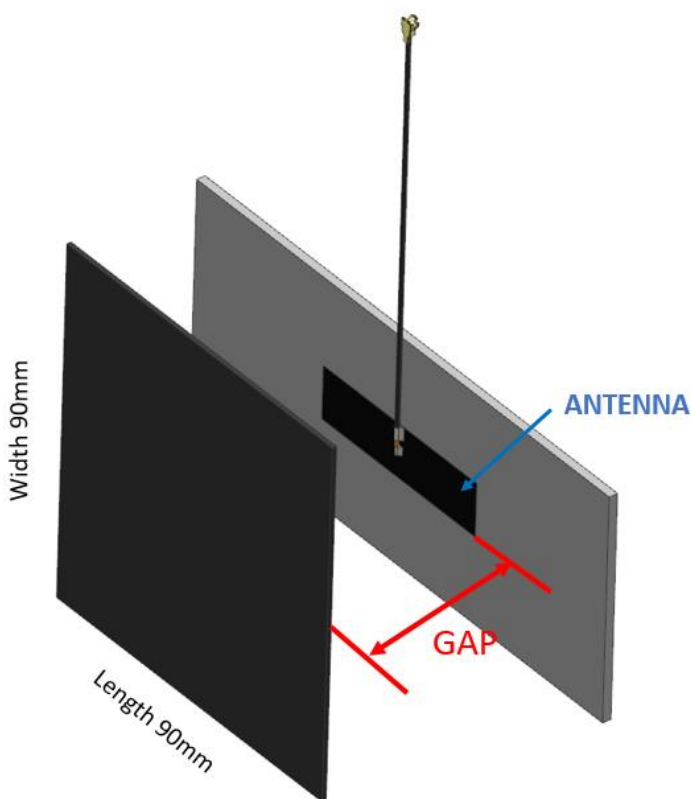
FIGURE 5.2.3 MULTIPLE BENDING OF CABLES IS NOT RECOMMENDED

REVISION:	ECR/ECN INFORMATION:	TITLE:	SHEET No.
<b>J1</b>	EC No: 729862 DATE: 2022/11/25	<b>WIFI 6E FLEX CABLE BALANCE ANTENNA APPLICATION SPECIFICATION</b>	<b>19 of 31</b>
DOCUMENT NUMBER:	CREATED / REVISED BY:	CHECKED BY:	APPROVED BY:
<b>AS-1461530100</b>	Liu Hai	Andy Zhang	Chris Zhong

## 6.0 RF PERFORMANCE AS A FUNCTION OF IMPLEMENTATION

### 6.1 ANTENNA RF PERFORMANCE AS A FUNCTION OF DIFFERENT LOCATIONS WITH PARALLEL PLANE GROUND

Four locations with parallel plane ground have been evaluated and these locations are shown in figure 6.1.1. The plane ground size is 90mm\*90mm and we move the plane ground to four locations for each test. The antenna performance is better with larger distance between antenna and parallel plane ground. The minimum distance between antenna and plane ground is recommended to be 15mm to achieve acceptable RF performance.

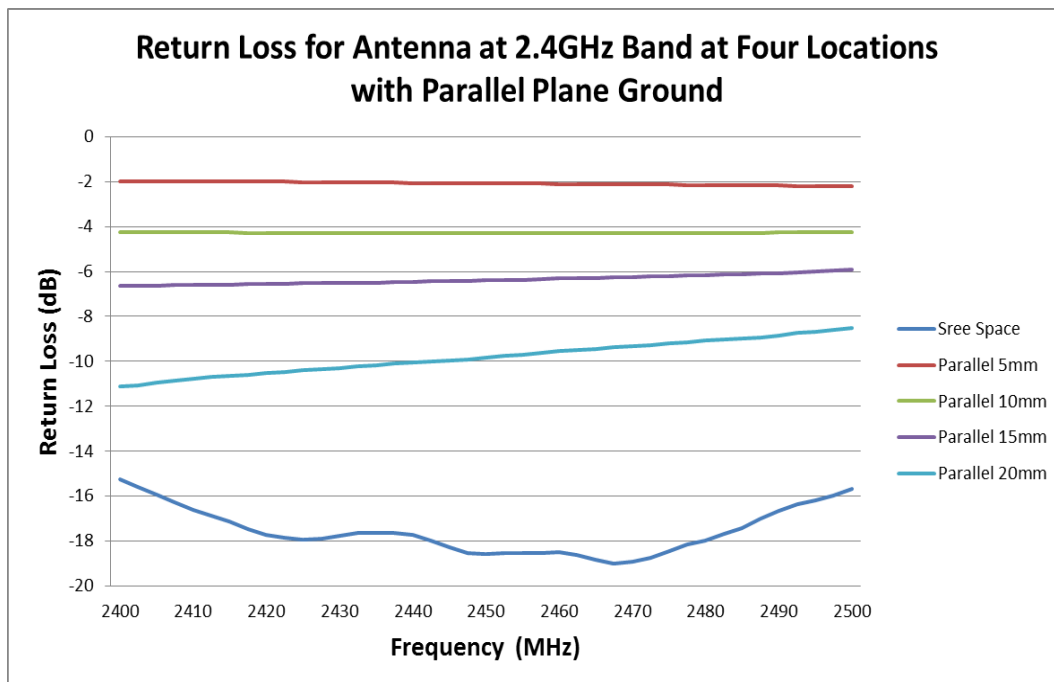


**FIGURE 6.1.1 FOUR LOCATIONS WITH PARALLEL PLANE GROUND**

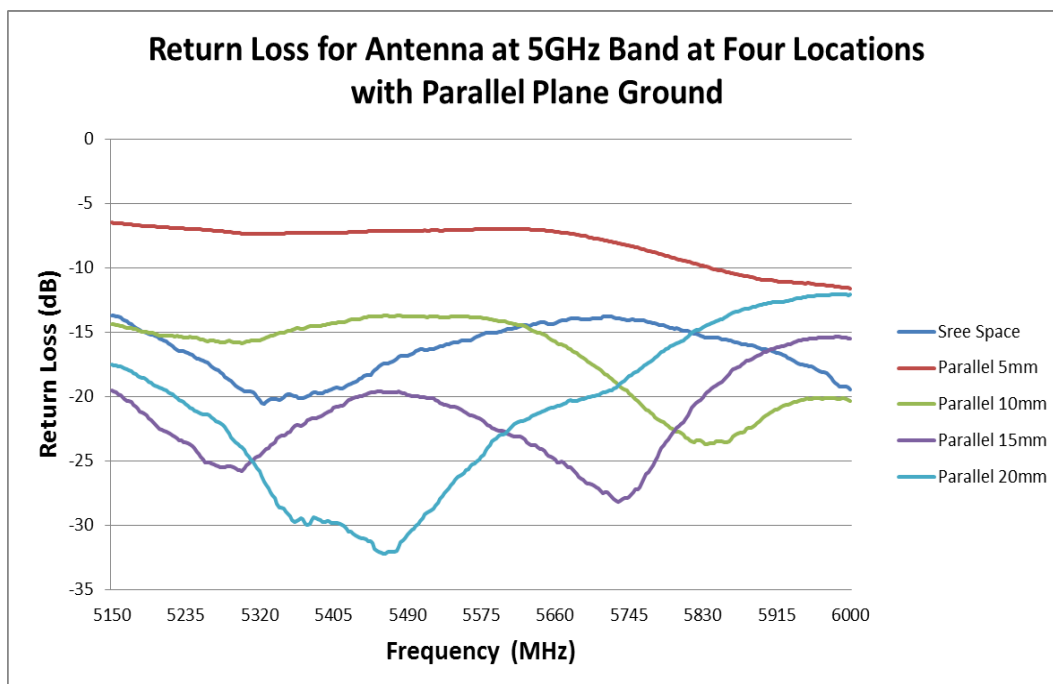
Ground Size: 90mm\*90mm;

- Location 1: Distance between antenna and plane (GAP) ground is about 5mm;
- Location 2: Distance between antenna and plane (GAP) ground is about 10mm;
- Location 3: Distance between antenna and plane (GAP) ground is about 15mm;
- Location 4: Distance between antenna and plane (GAP) ground is about 20mm.

REVISION:	ECR/ECN INFORMATION:	TITLE:	SHEET No.
<b>J1</b>	EC No: 729862 DATE: 2022/11/25	<b>WIFI 6E FLEX CABLE BALANCE ANTENNA APPLICATION SPECIFICATION</b>	<b>20 of 31</b>
DOCUMENT NUMBER:	CREATED / REVISED BY:	CHECKED BY:	APPROVED BY:
<b>AS-1461530100</b>	<b>Liu Hai</b>	<b>Andy Zhang</b>	<b>Chris Zhong</b>

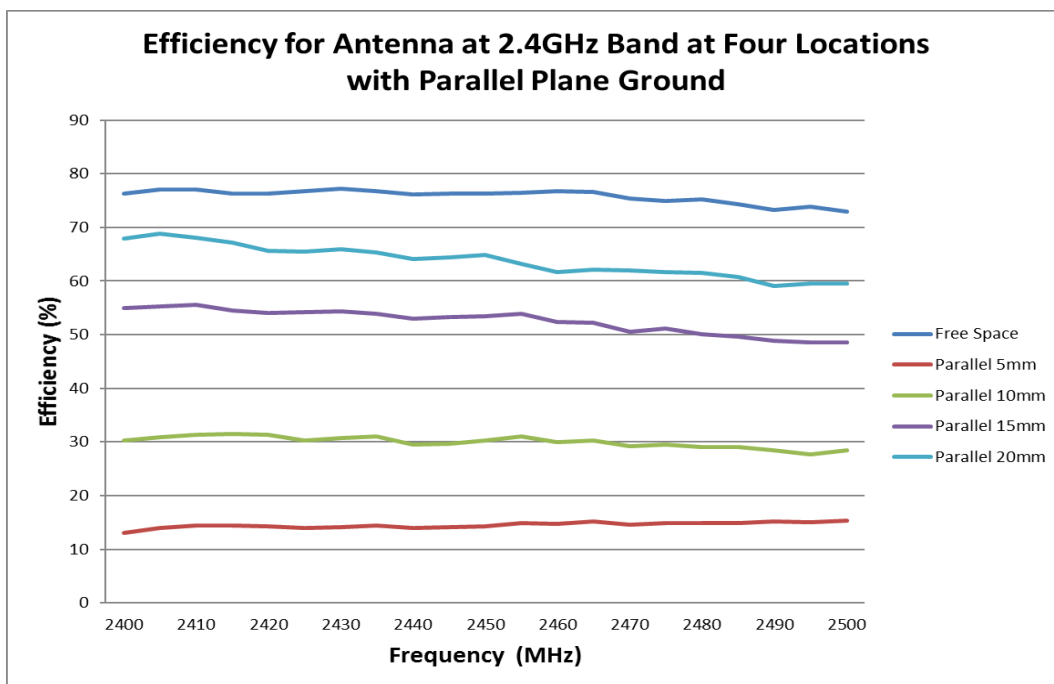


**FIGURE 6.1.2 RETURN LOSS OF ANTENNA AT 2.4GHZ BAND AT FOUR LOCATIONS WITH PARALLEL PLANE GROUND**

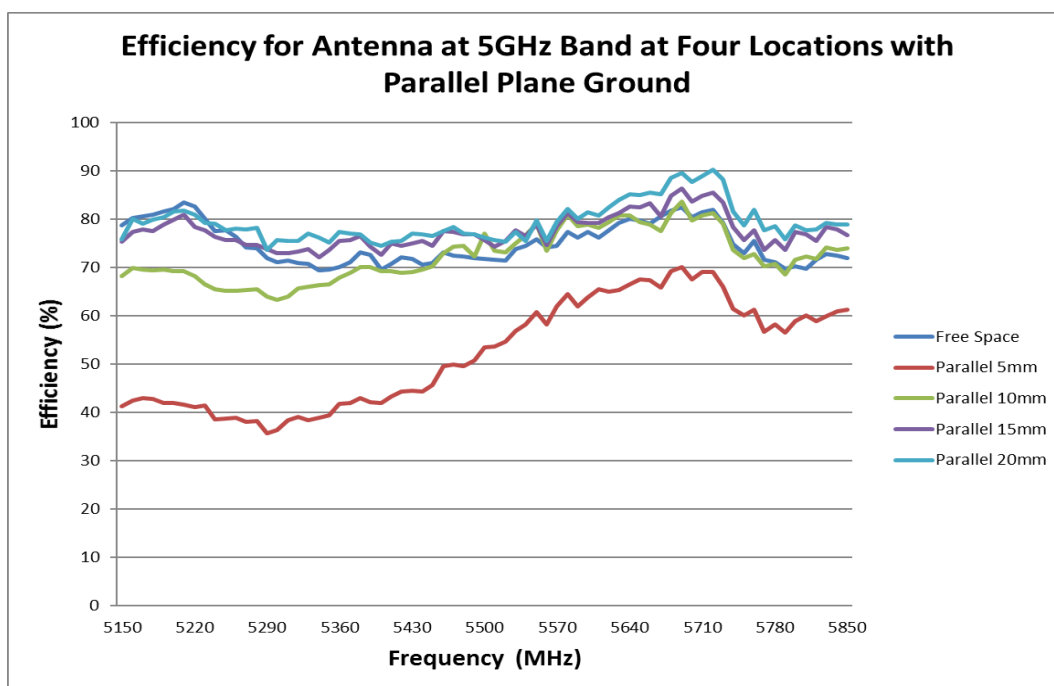


**FIGURE 6.1.3 RETURN LOSS OF ANTENNA AT 5GHZ BAND AT FOUR LOCATIONS WITH PARALLEL PLANE GROUND**

REVISION:	ECR/ECN INFORMATION:	TITLE:	SHEET No.
<b>J1</b>	EC No: 729862 DATE: 2022/11/25	<b>WIFI 6E FLEX CABLE BALANCE ANTENNA APPLICATION SPECIFICATION</b>	<b>21 of 31</b>
DOCUMENT NUMBER:	CREATED / REVISED BY:	CHECKED BY:	APPROVED BY:
<b>AS-1461530100</b>	<b>Liu Hai</b>	<b>Andy Zhang</b>	<b>Chris Zhong</b>



**FIGURE 6.1.4 EFFICIENCY OF ANTENNA AT 2.4GHZ BAND AT FOUR LOCATIONS WITH PARALLEL PLANE GROUND**

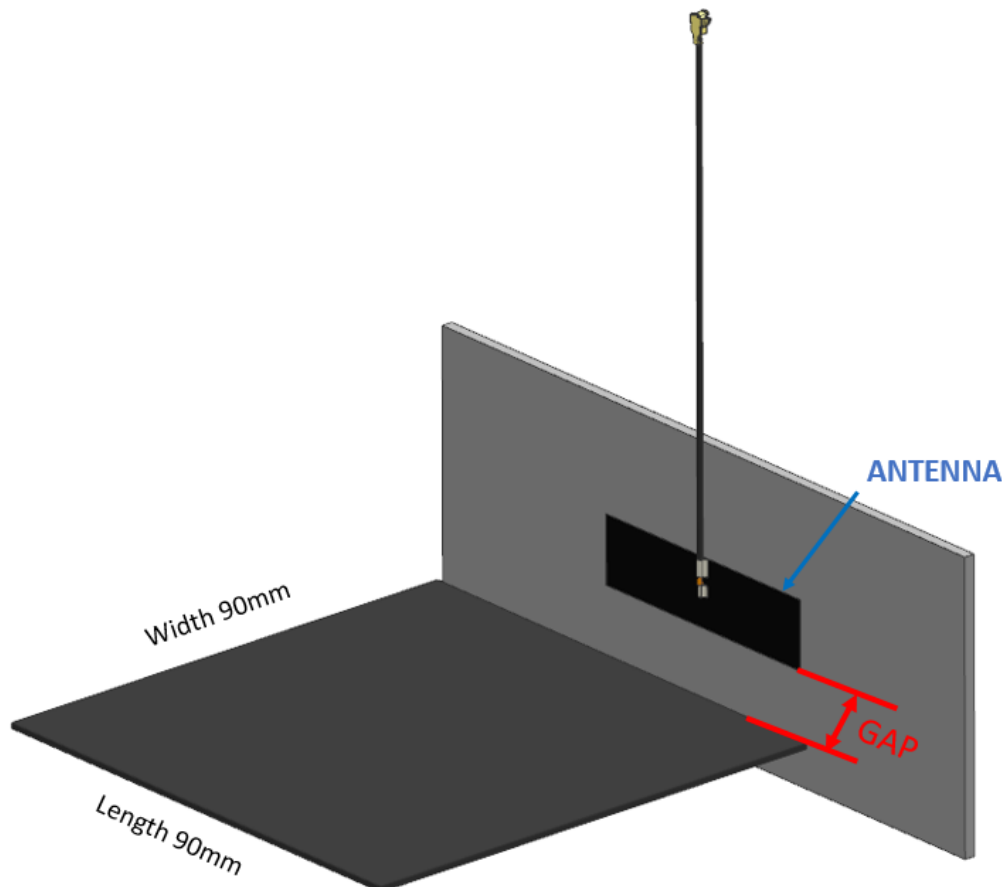


**FIGURE 6.1.5 EFFICIENCY OF ANTENNA AT 5GHZ BAND AT FOUR LOCATIONS WITH PARALLEL PLANE GROUND**

REVISION:	ECR/ECN INFORMATION:	TITLE:	SHEET No.
<b>J1</b>	EC No: 729862 DATE: 2022/11/25	<b>WIFI 6E FLEX CABLE BALANCE ANTENNA APPLICATION SPECIFICATION</b>	<b>22 of 31</b>
DOCUMENT NUMBER:	CREATED / REVISED BY:	CHECKED BY:	APPROVED BY:
<b>AS-1461530100</b>	<b>Liu Hai</b>	<b>Andy Zhang</b>	<b>Chris Zhong</b>

## 6.2 ANTENNA RF PERFORMANCE AS A FUNCTION OF DIFFERENT LOCATIONS WITH VERTICAL PLANE GROUND

Four locations with vertical plane ground have been evaluated and these locations are shown in figure 6.2.1. The plane ground size is 90mm\*90mm and we move the plane ground to four locations for each test. The antenna performance is better with larger distance between antenna and vertical plane ground. The minimum distance between antenna and plane ground is recommended to be 5mm to achieve acceptable RF performance.

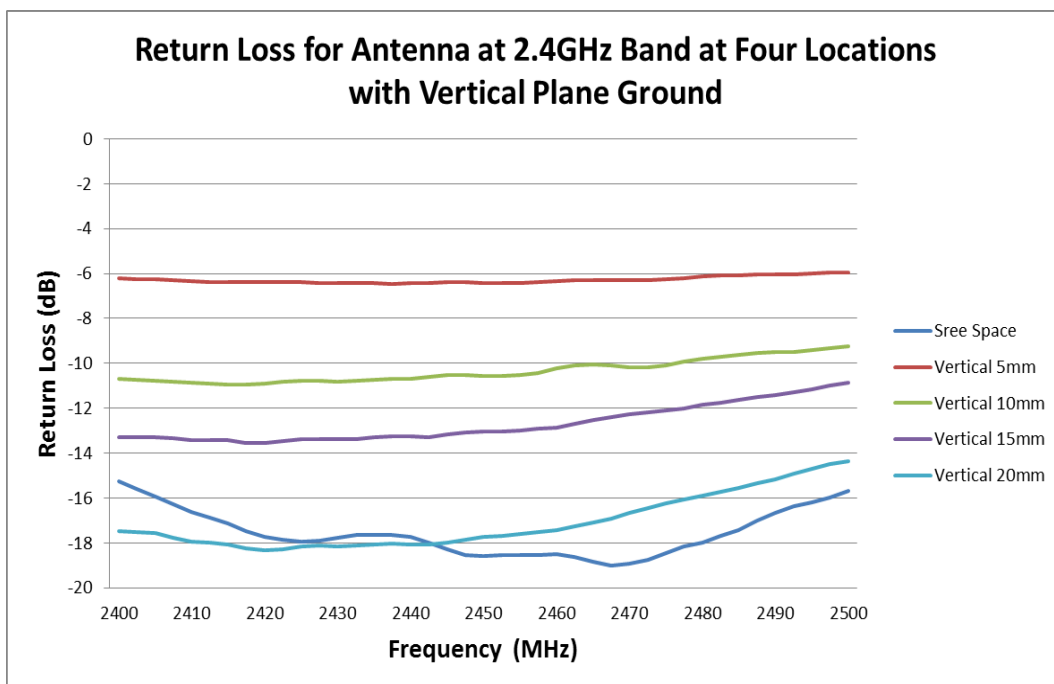


**FIGURE 6.2.1 FOUR LOCATIONS WITH VERTICAL PLANE GROUND**

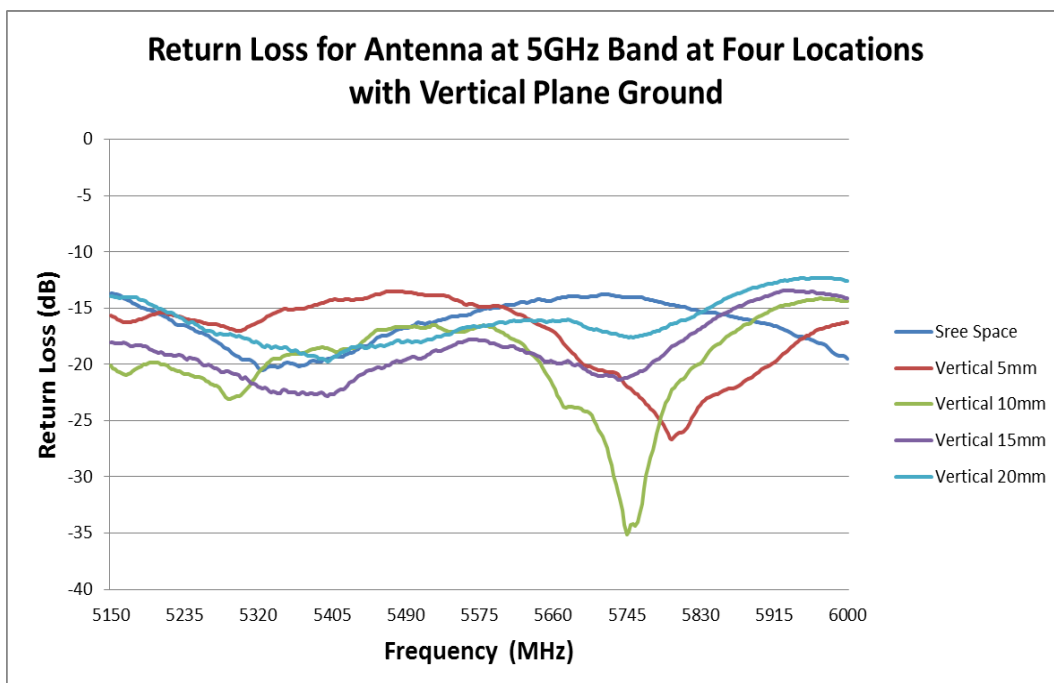
Ground Size: 90mm\*90mm;

- Location 1: Distance between antenna and plane (GAP) ground is about 5mm;
- Location 2: Distance between antenna and plane (GAP) ground is about 10mm;
- Location 3: Distance between antenna and plane (GAP) ground is about 15mm;
- Location 4: Distance between antenna and plane (GAP) ground is about 20mm.

REVISION:	ECR/ECN INFORMATION:	TITLE:	SHEET No.
<b>J1</b>	EC No: 729862 DATE: 2022/11/25	<b>WIFI 6E FLEX CABLE BALANCE ANTENNA APPLICATION SPECIFICATION</b>	<b>23 of 31</b>
DOCUMENT NUMBER:	CREATED / REVISED BY:	CHECKED BY:	APPROVED BY:
<b>AS-1461530100</b>	<b>Liu Hai</b>	<b>Andy Zhang</b>	<b>Chris Zhong</b>

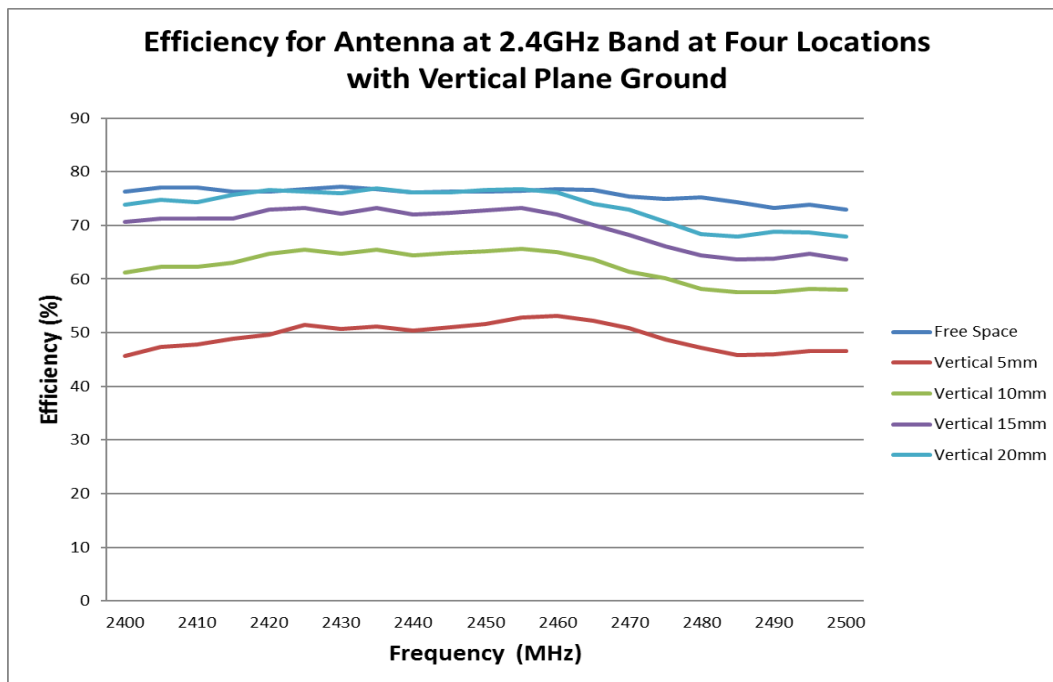


**FIGURE 6.2.2 RETURN LOSS OF ANTENNA AT 2.4GHZ BAND AT FOUR LOCATIONS WITH VERTICAL PLANE GROUND**

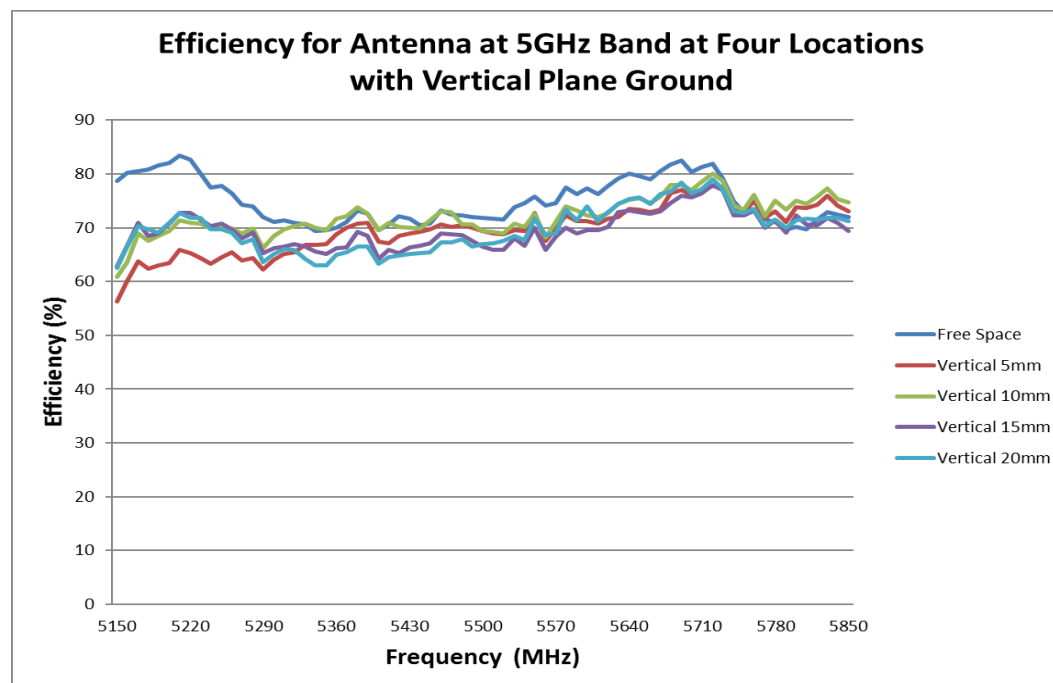


**FIGURE 6.2.3 RETURN LOSS OF ANTENNA AT 5GHZ BAND AT FOUR LOCATIONS WITH VERTICAL PLANE GROUND**

REVISION:	ECR/ECN INFORMATION:	TITLE:	SHEET No.
<b>J1</b>	EC No: 729862 DATE: 2022/11/25	<b>WIFI 6E FLEX CABLE BALANCE ANTENNA APPLICATION SPECIFICATION</b>	<b>24 of 31</b>
DOCUMENT NUMBER:	CREATED / REVISED BY:	CHECKED BY:	APPROVED BY:
<b>AS-1461530100</b>	<b>Liu Hai</b>	<b>Andy Zhang</b>	<b>Chris Zhong</b>



**FIGURE 6.2.4 EFFICIENCY OF ANTENNA AT 2.4GHZ BAND AT FOUR LOCATIONS WITH VERTICAL PLANE GROUND**

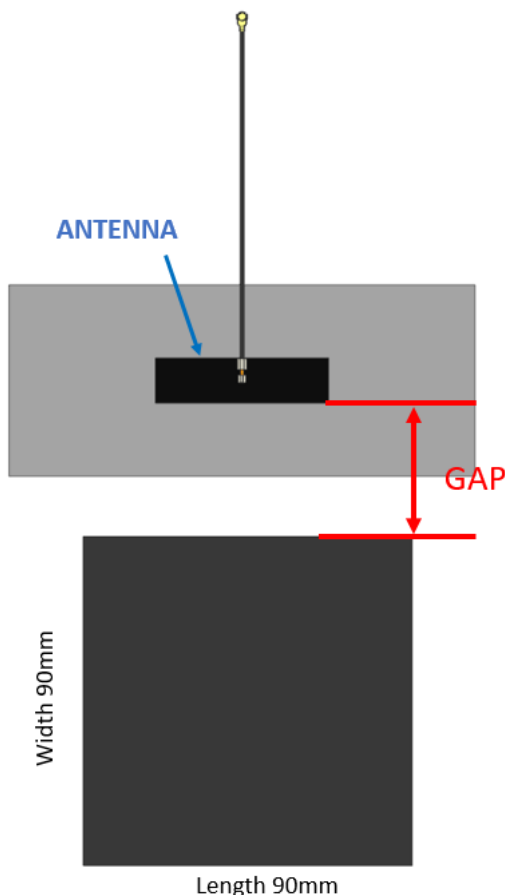


**FIGURE 6.2.5 EFFICIENCY OF ANTENNA AT 5GHZ BAND AT FOUR LOCATIONS WITH VERTICAL PLANE GROUND**

REVISION:	ECR/ECN INFORMATION:	TITLE:	SHEET No.
<b>J1</b>	EC No: 729862 DATE: 2022/11/25	<b>WIFI 6E FLEX CABLE BALANCE ANTENNA APPLICATION SPECIFICATION</b>	<b>25 of 31</b>
DOCUMENT NUMBER:	CREATED / REVISED BY:	CHECKED BY:	APPROVED BY:
<b>AS-1461530100</b>	<b>Liu Hai</b>	<b>Andy Zhang</b>	<b>Chris Zhong</b>

## 6.3 ANTENNA RF PERFORMANCE AS A FUNCTION OF DIFFERENT DISTANCES WITH PARALLEL PLANE GROUND

Four locations with the parallel plane ground have been evaluated and these locations are shown in figure 6.3.1. The plane ground size is 90mm\*90mm and we move the plane ground to four locations for each test. The antenna performance is better with larger distance between the antenna and the parallel plane ground. The minimum distance between the antenna and the plane ground is recommended to be 5mm to achieve acceptable RF performance.

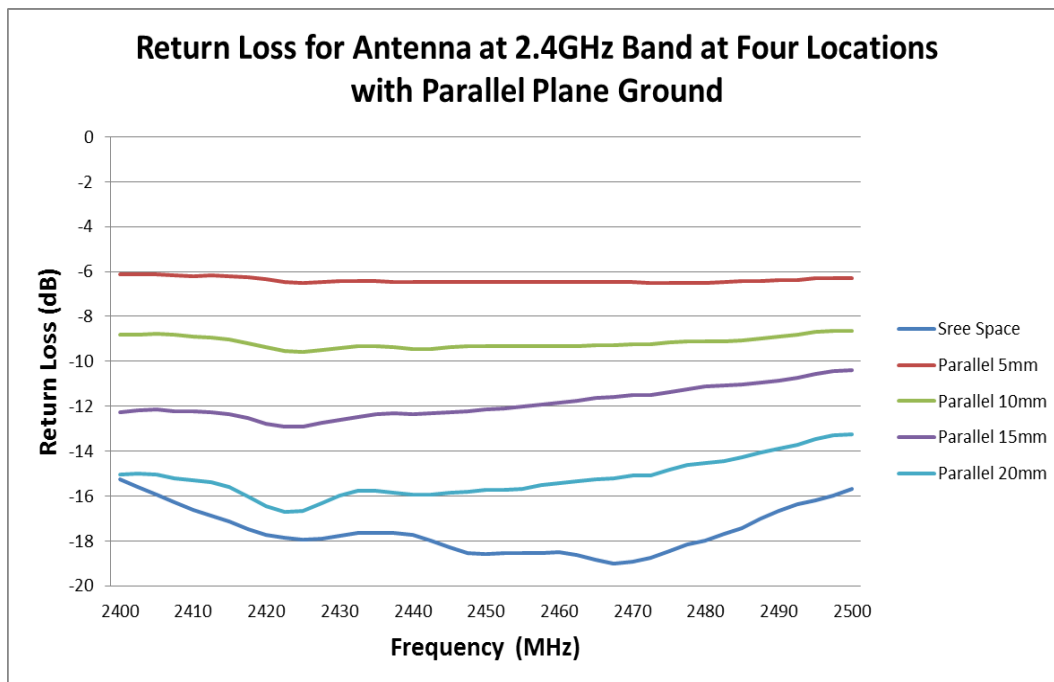


**FIGURE 6.3.1 FOUR LOCATIONS WITH PARALLEL PLANE GROUND**

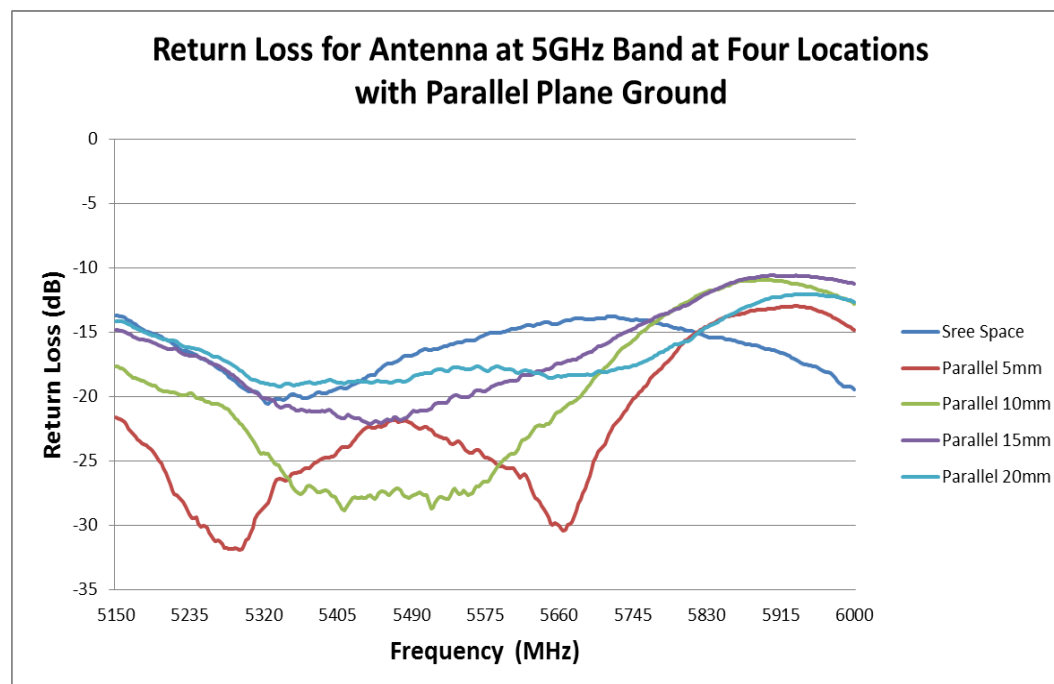
Ground Size: 90mm\*90mm;

- Location 1: Distance between antenna and plane (GAP) ground is about 5mm;
- Location 2: Distance between antenna and plane (GAP) ground is about 10mm;
- Location 3: Distance between antenna and plane (GAP) ground is about 15mm;
- Location 4: Distance between antenna and plane (GAP) ground is about 20mm.

REVISION:	ECR/ECN INFORMATION:	TITLE:	SHEET No.
<b>J1</b>	EC No: 729862 DATE: 2022/11/25	<b>WIFI 6E FLEX CABLE BALANCE ANTENNA APPLICATION SPECIFICATION</b>	<b>26 of 31</b>
DOCUMENT NUMBER:	CREATED / REVISED BY:	CHECKED BY:	APPROVED BY:
<b>AS-1461530100</b>	<b>Liu Hai</b>	<b>Andy Zhang</b>	<b>Chris Zhong</b>

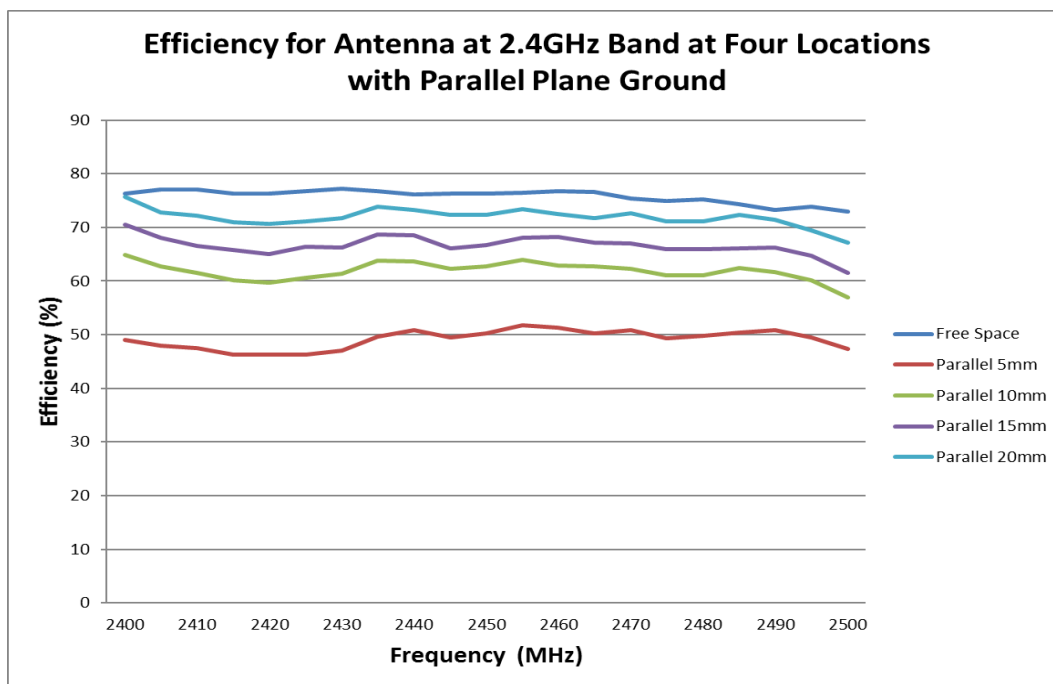


**FIGURE 6.3.2 RETURN LOSS OF ANTENNA AT 2.4GHZ BAND AT FOUR LOCATIONS WITH PARALLEL PLANE GROUND**

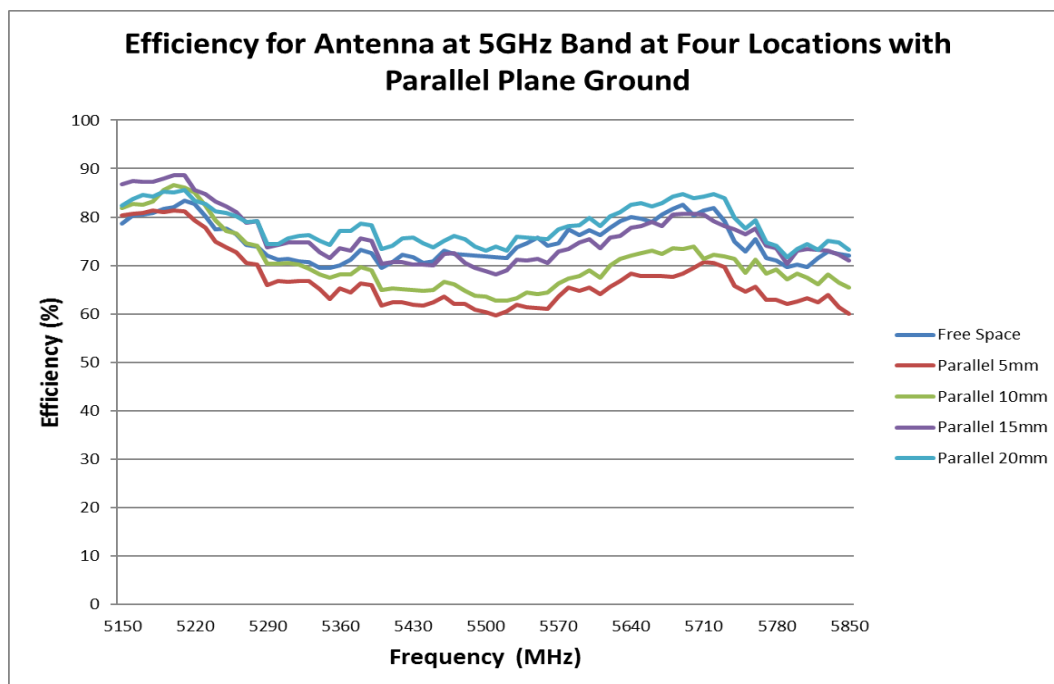


**FIGURE 6.3.3 RETURN LOSS OF ANTENNA AT 5GHZ BAND AT FOUR LOCATIONS WITH PARALLEL PLANE GROUND**

REVISION:	ECR/ECN INFORMATION:	TITLE:	SHEET No.
<b>J1</b>	EC No: 729862 DATE: 2022/11/25	<b>WIFI 6E FLEX CABLE BALANCE ANTENNA APPLICATION SPECIFICATION</b>	<b>27 of 31</b>
DOCUMENT NUMBER:	CREATED / REVISED BY:	CHECKED BY:	APPROVED BY:
<b>AS-1461530100</b>	<b>Liu Hai</b>	<b>Andy Zhang</b>	<b>Chris Zhong</b>



**FIGURE 6.3.4 EFFICIENCY OF ANTENNA AT 2.4GHZ BAND AT FOUR LOCATIONS WITH PARALLEL PLANE GROUND**



**FIGURE 6.3.5 EFFICIENCY OF ANTENNA AT 5GHZ BAND AT FOUR LOCATIONS WITH PARALLEL PLANE GROUND**

REVISION:	ECR/ECN INFORMATION:	TITLE:	SHEET No.
<b>J1</b>	EC No: 729862 DATE: 2022/11/25	<b>WIFI 6E FLEX CABLE BALANCE ANTENNA APPLICATION SPECIFICATION</b>	<b>28 of 31</b>
DOCUMENT NUMBER:	CREATED / REVISED BY:	CHECKED BY:	APPROVED BY:
<b>AS-1461530100</b>	<b>Liu Hai</b>	<b>Andy Zhang</b>	<b>Chris Zhong</b>



# APPLICATION SPECIFICATION

## 7.0 THE ANTENNA PERFORMANCE VARIATION WITH CABLE LENGTH

### 7.0.1 CABLE LOSS

ITEM	DESCRIPTION	TEST CONDITION	REQUIREMENT		
7.0.1.1	Frequency Range	2 GHz~7.125GHz	2GHz~3GHz	5GHz~6GHz	6-7.125GHz
7.0.1.2	Attenuation	1m cable measured by VNA5071C	≤3.5dB/m	≤5.5dB/m	≤6.5dB/m

### 7.0.2 CABLE LENGTH AFFECT THE ANTENNA PERFORMANCE

Balance antenna resonance is insensitive by cable length, but the cable loss will affect the total efficiency. Refer to 7.0.1

### 7.0.3 FOR EXAMPLE

Base on the 100mm cable performance, we can mostly compute the 300mm cable's.

Frequency (MHz)	100mm cable		cable loss	300mm cable	
	Efficiency (dB)	Efficiency (%)		Efficiency (dB)	Efficiency (%)
	X		X-LOSS=Y	Y	
2400	-1.09	77.77	0.2m*3.5dB/m	-1.79	66.19
2420	-1.05	78.43		-1.75	66.76
2440	-1.15	76.82		-1.85	65.38
2460	-1.17	76.41		-1.87	65.03
2480	-1.19	76.00		-1.89	64.68
2500	-1.23	75.37		-1.93	64.15
5150	-1.10	77.71	0.2*5.5dB/m	-2.20	60.32
5200	-1.13	77.08		-2.23	59.83
5250	-1.13	77.11		-2.23	59.85
5300	-1.20	75.88		-2.30	58.90
5350	-1.33	73.54		-2.43	57.08
5400	-1.23	75.30		-2.33	58.45
5450	-1.16	76.50		-2.26	59.38
5500	-0.92	80.93		-2.02	62.82
5550	-0.92	80.95		-2.02	62.84
5600	-0.95	80.42		-2.05	62.42
5650	-0.97	79.94		-2.07	62.05
5700	-1.00	79.37		-2.10	61.61
5750	-1.06	78.38		-2.16	60.84
5800	-1.20	75.94		-2.30	58.95
5850	-1.11	77.51		-2.21	60.17
5900	-1.27	74.69		-2.37	57.98
5925	-1.30	74.20		-2.40	57.60
5950	-1.19	76.11		-2.29	59.08

REVISION:	ECR/ECN INFORMATION:	TITLE:	SHEET No.
J1	EC No: 729862 DATE: 2022/11/25	WIFI 6E FLEX CABLE BALANCE ANTENNA APPLICATION SPECIFICATION	29 of 31
DOCUMENT NUMBER:	CREATED / REVISED BY:	CHECKED BY:	APPROVED BY:
AS-1461530100	Liu Hai	Andy Zhang	Chris Zhong



# APPLICATION SPECIFICATION

	100mm cable			300mm cable	
Frequency (MHz)	Efficiency (dB)	Efficiency (%)	cable loss	Efficiency (dB)	Efficiency (%)
	X		X-LOSS=Y	Y	
6000	-1.00	79.43	0.2*6.5dB/m	-2.30	58.88
6100	-1.44	71.71		-2.74	53.16
6200	-1.32	73.73		-2.62	54.66
6300	-1.23	75.26		-2.53	55.79
6400	-1.14	76.91		-2.44	57.01
6500	-1.32	73.72		-2.62	54.65
6600	-1.12	77.19		-2.42	57.22
6700	-1.03	78.87		-2.33	58.46
6800	-1.05	78.50		-2.35	58.20
6900	-1.01	79.23		-2.31	58.73
7000	-1.45	71.60		-2.75	53.07
7100	-1.20	75.84		-2.50	56.22
7125	-1.11	77.44		-2.41	57.41

The data is just for your reference, all accurate performance should be according to the test results in the OTA chamber

## 8.0 OTHER MOLEX ANTENNA PRODUCT

Please refer to the Antenna products in Molex home page to view all the Molex Antenna products.

<https://www.molex.com>

Molex, LLC  
2222 Wellington Court  
Lisle, IL 60532  
USA

REVISION:	ECR/ECN INFORMATION:	TITLE:	SHEET No.
<b>J1</b>	EC No: 729862 DATE: 2022/11/25	<b>WIFI 6E FLEX CABLE BALANCE ANTENNA APPLICATION SPECIFICATION</b>	<b>30 of 31</b>
DOCUMENT NUMBER:	CREATED / REVISED BY:	CHECKED BY:	APPROVED BY:
<b>AS-1461530100</b>	<b>Liu Hai</b>	<b>Andy Zhang</b>	<b>Chris Zhong</b>



# APPLICATION SPECIFICATION

## 9.0 CHANGE HISTORY

CHANGE HISTORY		
REV	DATA	DESCRIPTION
H	2020/06/18	Update 2D Figure and add 6-7.125GHz band
H1	2020/08/26	Change 2D 2450MHz 5450MHz pattern
J	2021/08/12	Change 2D of 6000MHz 7125MHz pattern
J1	2022/11/14	Added section : Other Molex Antenna Product

REVISION:	ECR/ECN INFORMATION:	TITLE:	SHEET No.
<b>J1</b>	EC No: 729862 DATE: 2022/11/25	<b>WIFI 6E FLEX CABLE BALANCE ANTENNA APPLICATION SPECIFICATION</b>	<b>31 of 31</b>
DOCUMENT NUMBER:	CREATED / REVISED BY:	CHECKED BY:	APPROVED BY:
<b>AS-1461530100</b>	<b>Liu Hai</b>	<b>Andy Zhang</b>	<b>Chris Zhong</b>