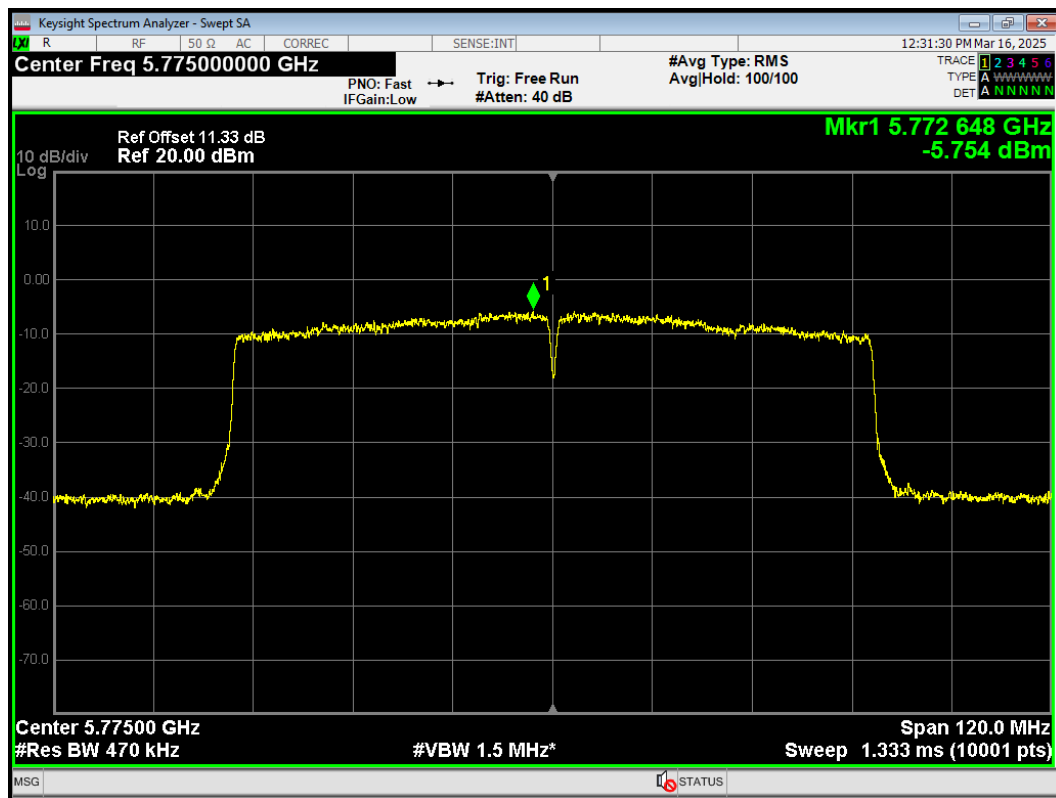
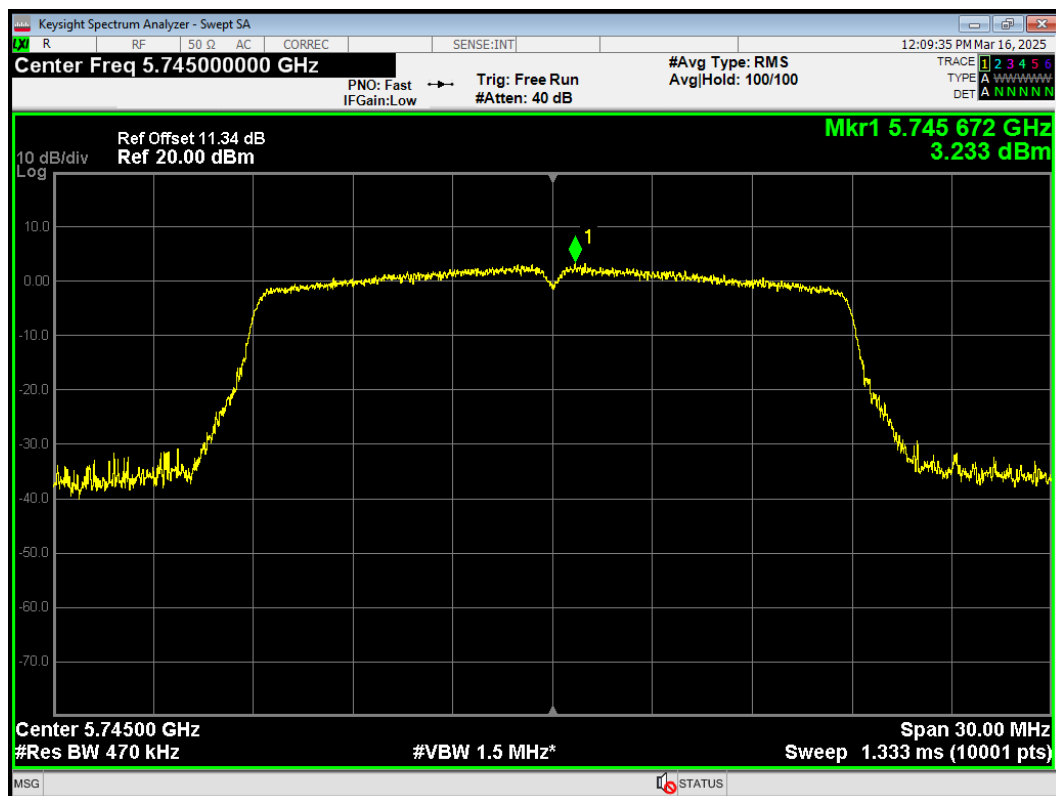


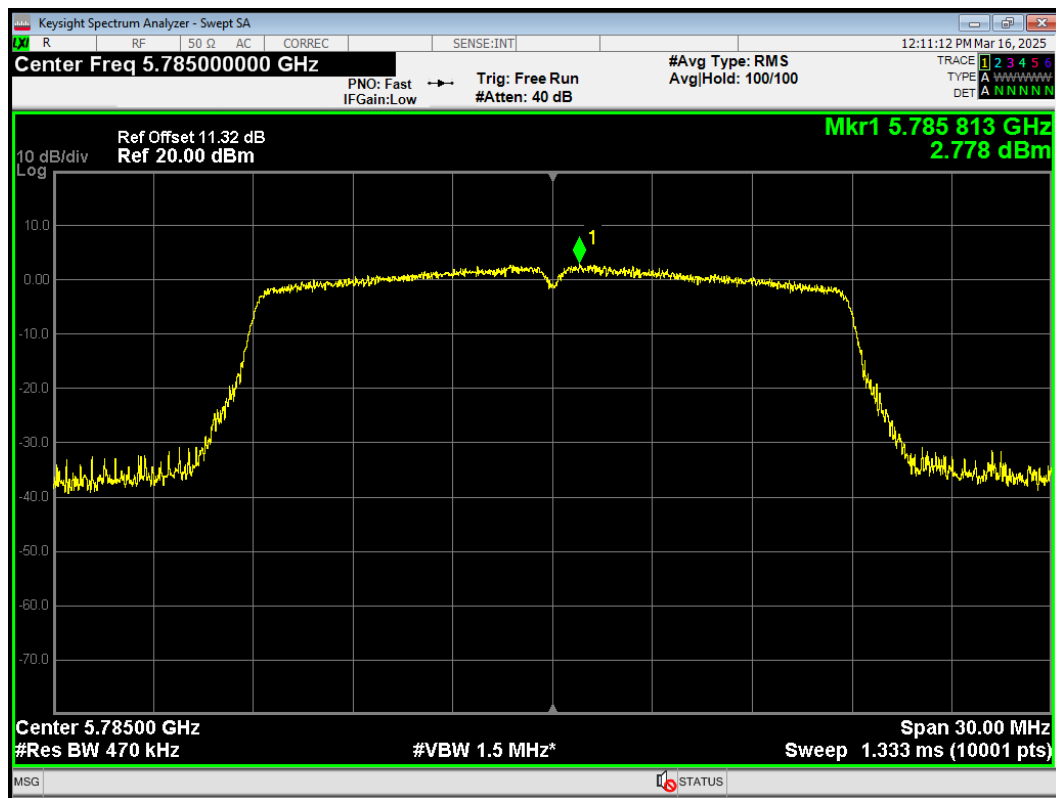
PSD 802.11ac(VHT80) 5775MHz



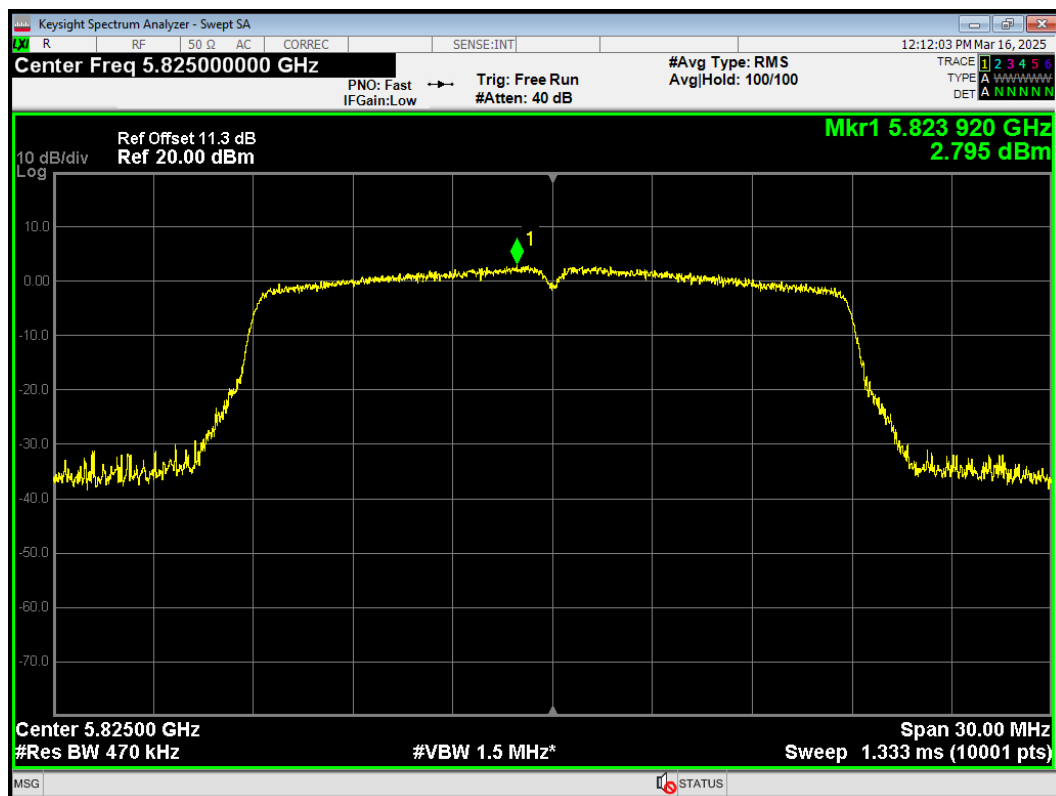
PSD 802.11n(HT20) 5745MHz



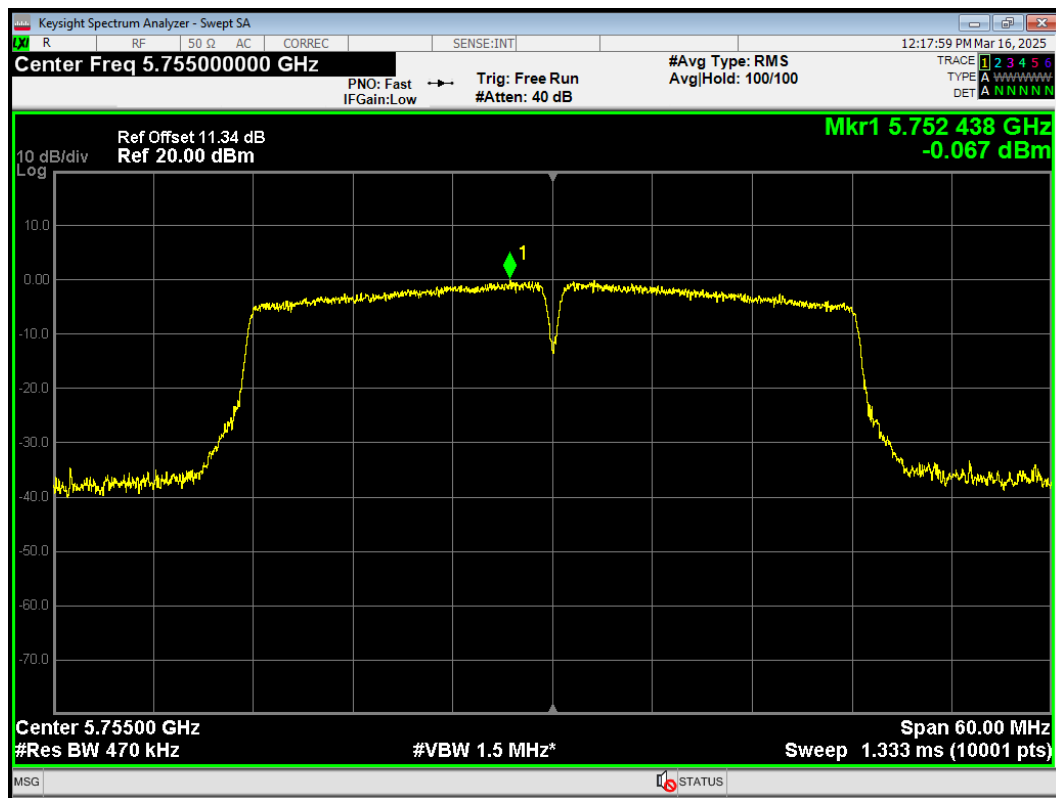
PSD 802.11n(HT20) 5785MHz



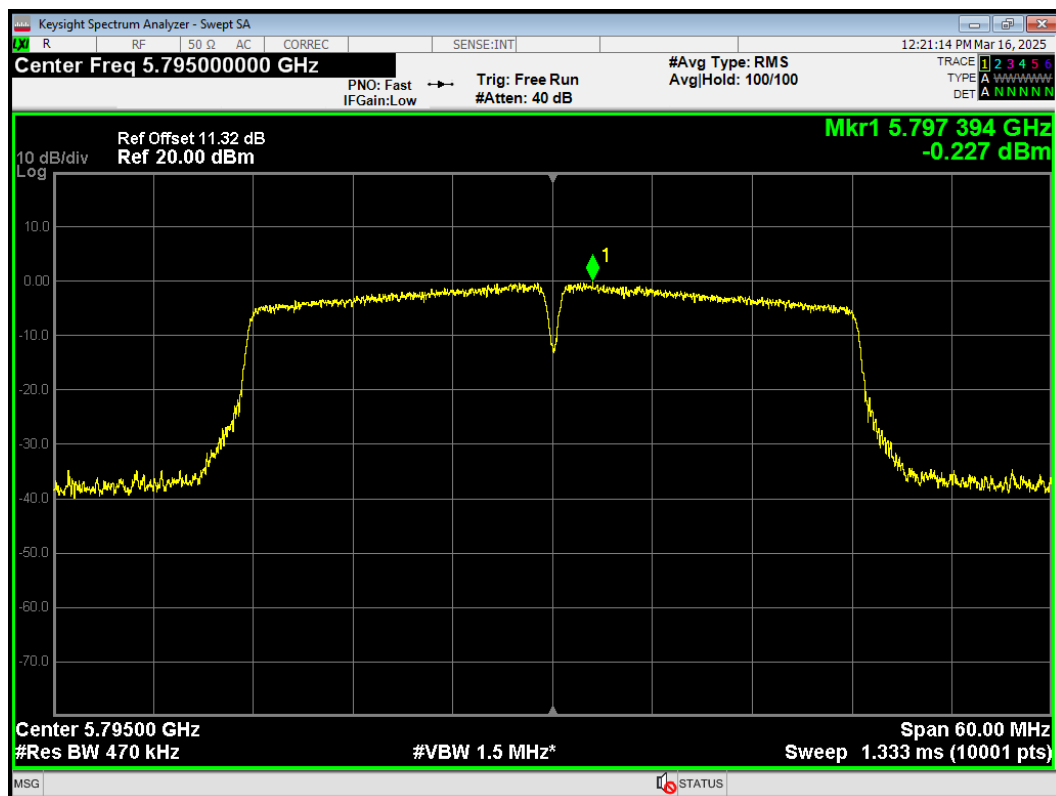
PSD 802.11n(HT20) 5825MHz



PSD 802.11n(HT40) 5755MHz



PSD 802.11n(HT40) 5795MHz



5.5. Unwanted Emission

Ambient condition

Temperature	Relative humidity	Pressure
15°C ~ 35°C	20% ~ 80%	86 kPa ~ 106 kPa

Method of Measurement

The test set-up was made in accordance to the general provisions of ANSI C63.10. The Equipment Under Test (EUT) was set up on a non-conductive table in the semi-anechoic chamber. The test was performed at the distance of 3 m between the EUT and the receiving antenna. The radiated emissions measurements were made in a typical installation configuration.

Sweep the whole frequency band range from 9kHz to the 10th harmonic of the carrier, and the emissions less than 20 dB below the permissible value are reported.

During the test, the height of receive antenna shall be moved from 1 to 4 meters, and the antenna shall be performed under horizontal and vertical polarization. The turntable shall be rotated from 0 to 360 degrees for detecting the maximum of radiated spurious signal level. The measurements shall be repeated with orthogonal polarization of the test antenna. The data of cable loss and antenna factor has been calibrated in full testing frequency range before the testing.

Set the spectrum analyzer in the following:

9kHz~150 kHz

RBW=200Hz, VBW=1kHz/ Sweep=AUTO

150 kHz~30MHz

RBW=9kHz, VBW=30kHz,/ Sweep=AUTO

Below 1GHz

RBW=100kHz / VBW=300kHz / Sweep=AUTO

a) Peak emission levels are measured by setting the instrument as follows:

Above 1GHz

PEAK: RBW=1MHz VBW=3MHz/ Sweep=AUTO

b) Average emission levels are measured by setting the instrument as follows:

Above 1GHz

AVERAGE: RBW=1MHz / VBW=3MHz / Sweep=AUTO

c) Detector: The measurements employing a CISPR quasi-peak detector except for the frequency bands 9-90 kHz, 110-490 kHz and above 1000 MHz. Radiated emission limits in these three bands are based on measurements employing an average detector.

d) Averaging type = power (i.e., rms) (As an alternative, the detector and averaging type may be set for linear voltage averaging. Some instruments require linear display mode to use linear voltage averaging. Log or dB averaging shall not be used.)

e) Sweep time = auto.

f) Perform a trace average of at least 100 traces if the transmission is continuous. If the transmission is not continuous, then the number of traces shall be increased by a factor of 1 / D, where D is the duty cycle. For example, with 50% duty cycle, at least 200 traces shall be averaged. (If a specific emission is demonstrated to be continuous—i.e., 100% duty cycle—then rather than turning ON and

OFF with the transmit cycle, at least 100 traces shall be averaged.)

g) If tests are performed with the EUT transmitting at a duty cycle less than 98%, then a correction factor shall be added to the measurement results prior to comparing with the emission limit, to compute the emission level that would have been measured had the test been performed at 100% duty cycle. The correction factor is computed as follows:

1) If power averaging (rms) mode was used in the preceding step e), then the correction factor is $[10 \log (1 / D)]$, where D is the duty cycle. For example, if the transmit duty cycle was 50%, then 3 dB shall be added to the measured emission levels.

2) If linear voltage averaging mode was used in the preceding step e), then the correction factor is $[20 \log (1 / D)]$, where D is the duty cycle. For example, if the transmit duty cycle was 50%, then 6 dB shall be added to the measured emission levels.

3) If a specific emission is demonstrated to be continuous (100% duty cycle) rather than turning ON and OFF with the transmit cycle, then no duty cycle correction is required for that emission.

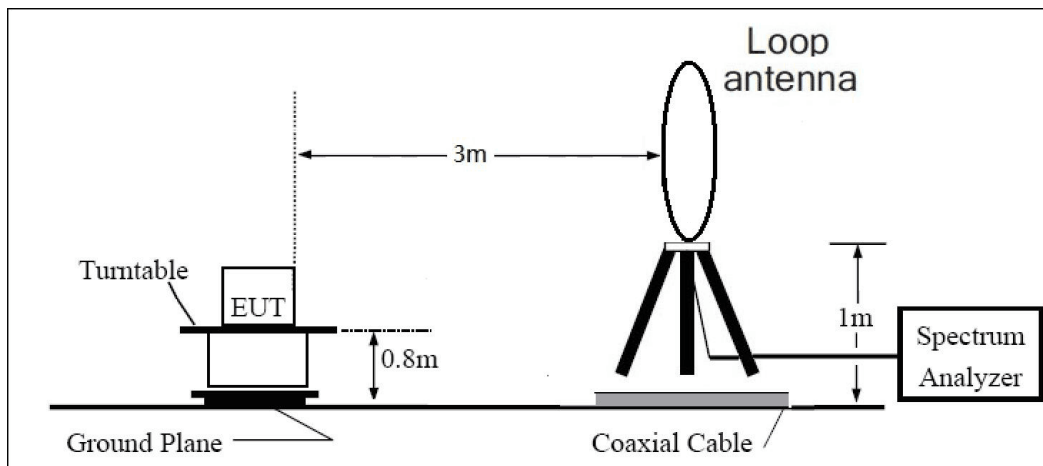
Reduce the video bandwidth until no significant variations in the displayed signal are observed in subsequent traces, provided the video bandwidth is no less than 1 Hz. For regulatory requirements that specify averaging only over the transmit duration (e.g., digital transmission system [DTS] and Unlicensed National Information Infrastructure [U-NII]), the video bandwidth shall be greater than $[1 / (\text{minimum transmitter on time})]$ and no less than 1 Hz.

The field strength of spurious emission was measured in the following position: EUT stand-up position (Z axis), lie-down position (X, Y axis). The worst emission was found in stand-up position (Z axis) and the loop antenna is vertical, others antenna are vertical and horizontal.

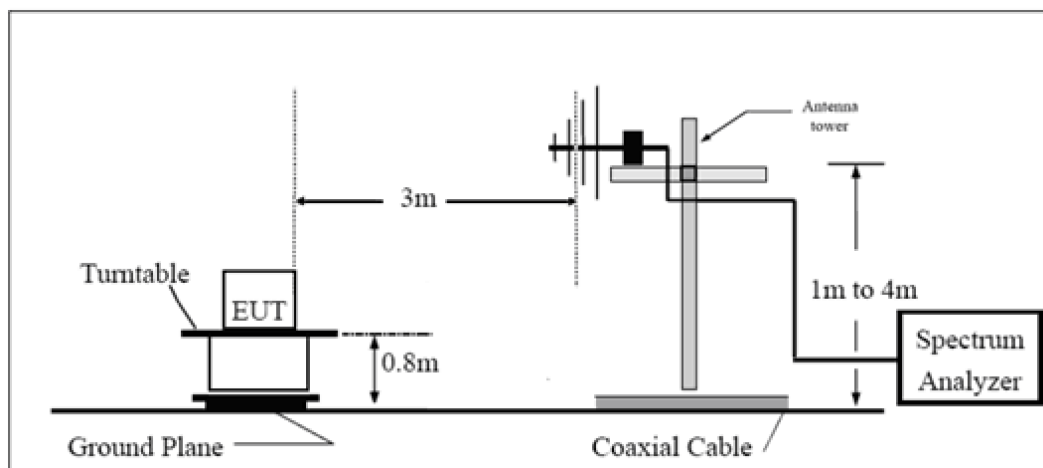
The test is in transmitting mode.

Test setup

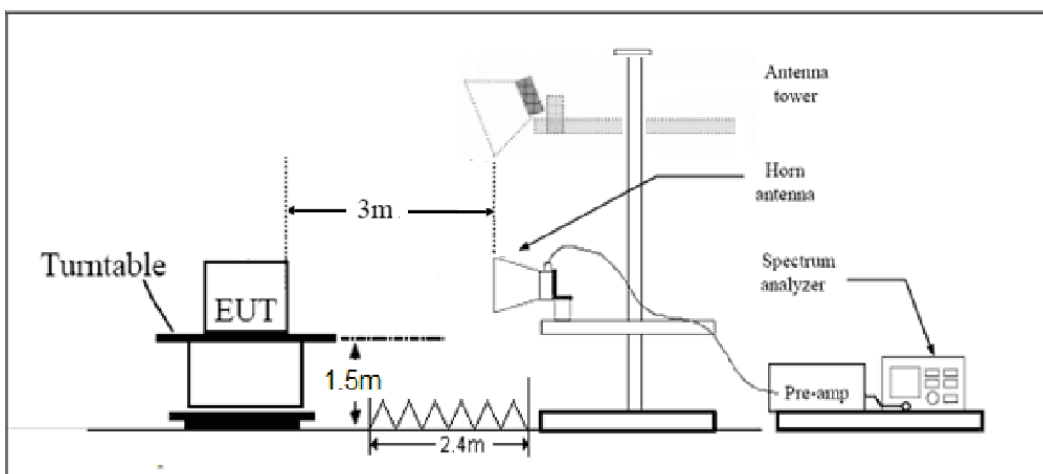
9kHz~ 30MHz



30MHz~ 1GHz



Above 1GHz



Note: Area side:2.4mX3.6m

Limits

- (1) For transmitters operating in the 5725-5850 MHz band: All emissions shall be limited to a level of -27 dBm/MHz at 75 MHz or more above or below the band edge increasing linearly to 10 dBm/MHz at 25 MHz above or below the band edge, and from 25 MHz above or below the band edge increasing linearly to a level of 15.6 dBm/MHz at 5 MHz above or below the band edge, and from 5 MHz above or below the band edge increasing linearly to a level of 27 dBm/MHz at the band edge.
- (2) For transmitters operating in the 5.15-5.25 GHz band: All emissions outside of the 5.15-5.35 GHz band shall not exceed an e.i.r.p. of -27 dBm/MHz(68.2dBμV/m).
- (3) For transmitters operating in the 5.25-5.35 GHz band: All emissions outside of the 5.15-5.35 GHz band shall not exceed an e.i.r.p. of -27 dBm/MHz(68.2dBμV/m).
- (4) For transmitters operating in the 5.47-5.725 GHz band: All emissions outside of the 5.47-5.725 GHz band shall not exceed an e.i.r.p. of -27 dBm/MHz(68.2dBμV/m).

Note: the following formula is used to convert the EIRP to field strength

§1、 $E[\text{dB}\mu\text{V/m}] = \text{EIRP}[\text{dBm}] - 20 \log(d[\text{meters}]) + 104.77$, where E = field strength and

d = distance at which field strength limit is specified in the rules;

§2、 $E[\text{dB}\mu\text{V/m}] = \text{EIRP}[\text{dBm}] + 95.2$, for d = 3 meters

- (5) Unwanted spurious emissions fallen in restricted bands per FCC Part15.205 shall comply with the general field strength limits set forth in § 15.209 as below table.

Frequency of emission (MHz)	Field strength(μV/m)	Field strength(dBμV/m)
0.009–0.490	2400/F(kHz)	/
0.490–1.705	24000/F(kHz)	/
1.705–30.0	30	/
30-88	100	40
88-216	150	43.5
216-960	200	46
Above960	500	54

MHz	MHz	MHz	GHz
0.090 - 0.110	16.42 - 16.423	399.9 - 410	4.5 - 5.15
¹ 0.495 - 0.505	16.69475 - 16.69525	608 - 614	5.35 - 5.46
2.1735 - 2.1905	16.80425 - 16.80475	960 - 1240	7.25 - 7.75
4.125 - 4.128	25.5 - 25.67	1300 - 1427	8.025 - 8.5
4.17725 - 4.17775	37.5 - 38.25	1435 - 1626.5	9.0 - 9.2
4.20725 - 4.20775	73 - 74.6	1645.5 - 1646.5	9.3 - 9.5
6.215 - 6.218	74.8 - 75.2	1660 - 1710	10.6 - 12.7
6.26775 - 6.26825	108 - 121.94	1718.8 - 1722.2	13.25 - 13.4
6.31175 - 6.31225	123 - 138	2200 - 2300	14.47 - 14.5
8.291 - 8.294	149.9 - 150.05	2310 - 2390	15.35 - 16.2
8.362 - 8.366	156.52475 - 156.52525	2483.5 - 2500	17.7 - 21.4
8.37625 - 8.38675	156.7 - 156.9	2690 - 2900	22.01 - 23.12
8.41425 - 8.41475	162.0125 - 167.17	3260 - 3267	23.6 - 24.0
12.29 - 12.293	167.72 - 173.2	3332 - 3339	31.2 - 31.8
12.51975 - 12.52025	240 - 285	3345.8 - 3358	36.43 - 36.5
12.57675 - 12.57725	322 - 335.4	3600 - 4400	(²)
13.36 - 13.41			

Measurement Uncertainty

The assessed measurement uncertainty to ensure 95% confidence level for the normal distribution is with the coverage factor $k = 1.96$.

Frequency	Uncertainty
9kHz-30MHz	3.55 dB
30MHz-200MHz	4.17 dB
200MHz-1GHz	4.84 dB
1-18GHz	4.35 dB
18-26.5GHz	5.90 dB
26.5GHz~40GHz	5.92 dB

Test Results:

The following graphs display the maximum values of horizontal and vertical by software.

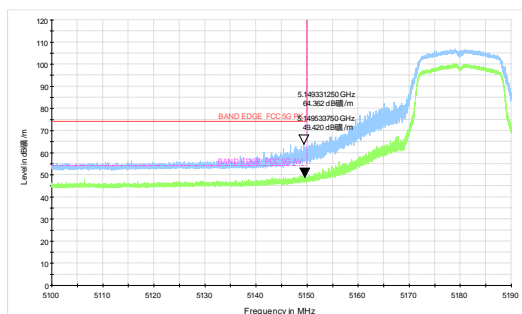
Blue trace uses the peak detection, Green trace uses the average detection.

A symbol (dBμV/m) in the test plot below means (dBμV/m)

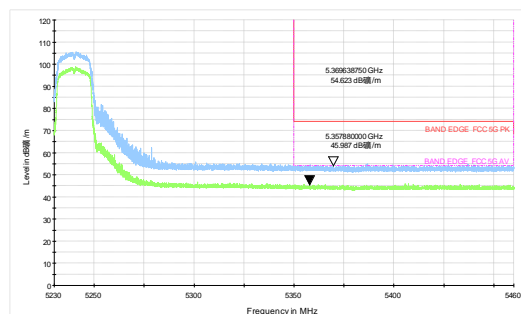
The signal beyond the limit is carrier.

U-NII-1

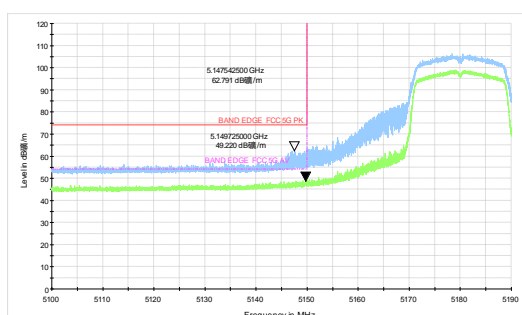
802.11a-Channel 36: Peak + Average



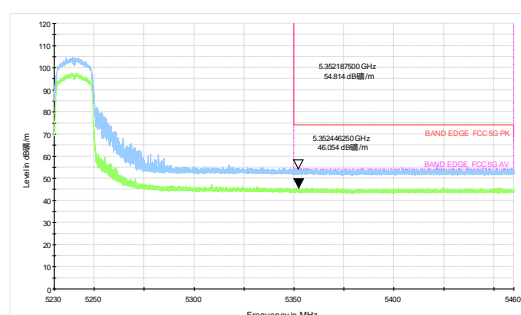
802.11a-Channel 48: Peak + Average



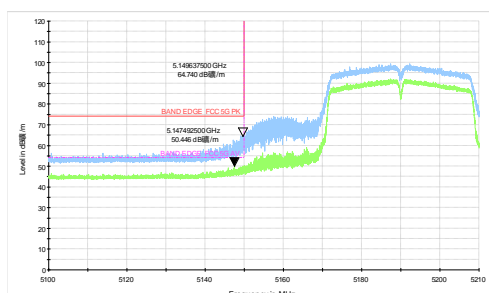
802.11n HT20-Channel 36: Peak + Average



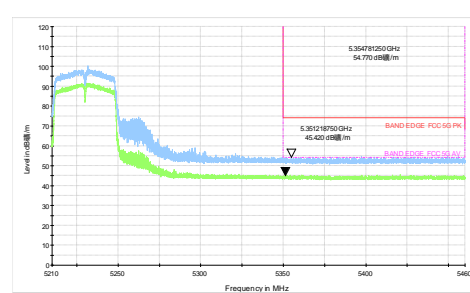
802.11n HT20-Channel 48: Peak + Average



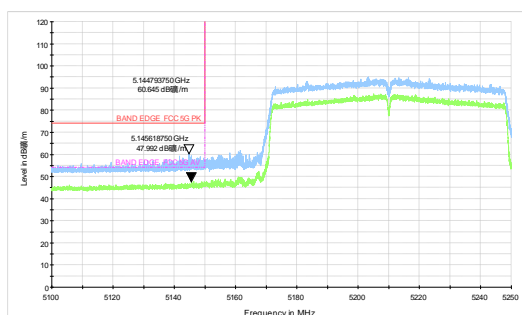
802.11n HT40-Channel 38: Peak + Average



802.11n HT40-Channel 46: Peak + Average

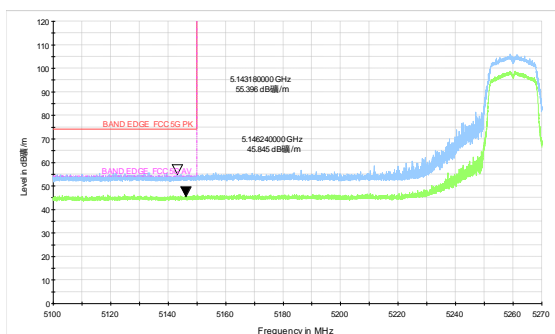


802.11ac VHT80 -Channel 42: Peak + Average

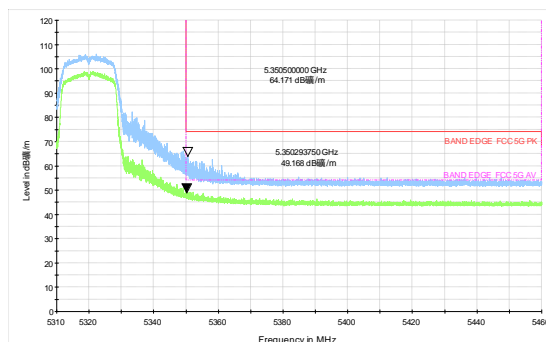


U-NII-2A

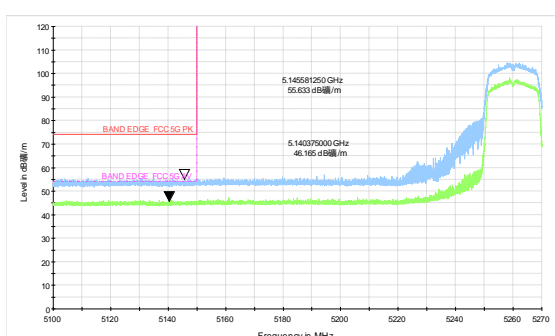
802.11a-Channel 52: Peak + Average



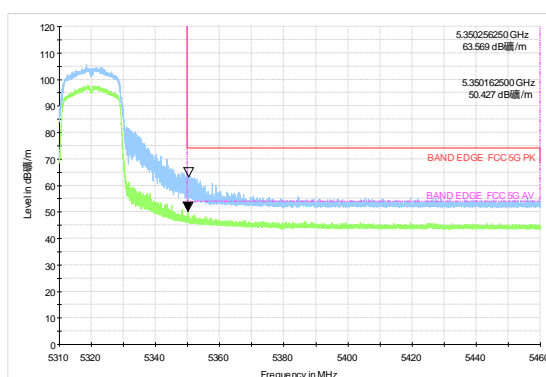
802.11a-Channel 64: Peak + Average



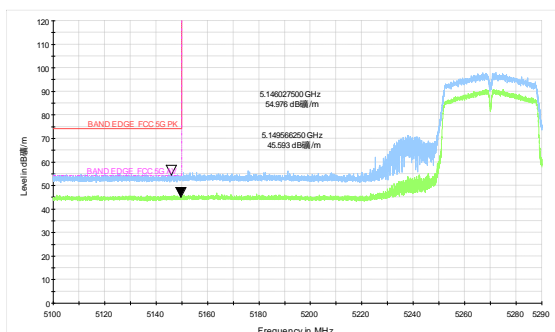
802.11n HT20-Channel 52: Peak + Average



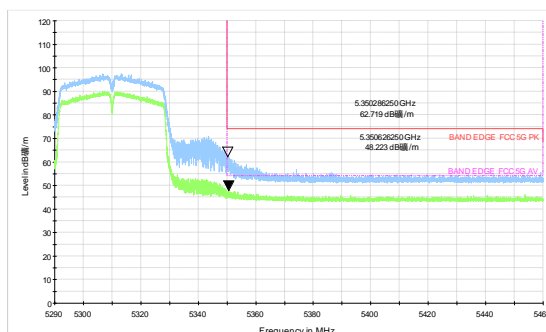
802.11n HT20-Channel 64: Peak + Average



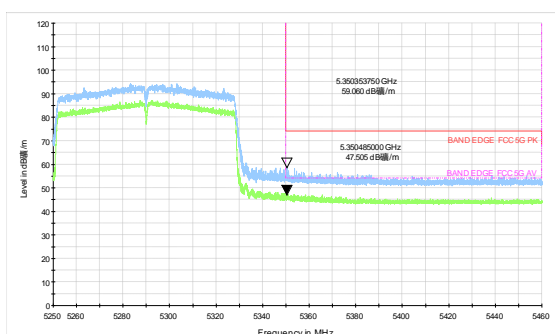
802.11n HT40-Channel 54: Peak + Average



802.11n HT40-Channel 62: Peak + Average

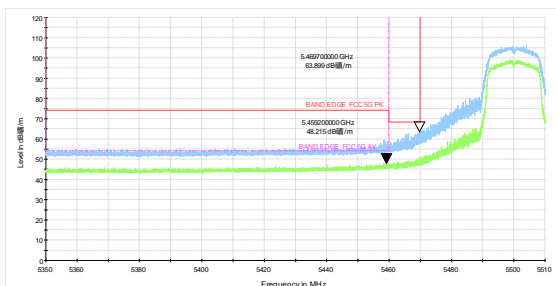


802.11ac VHT80 -Channel 58: Peak + Average

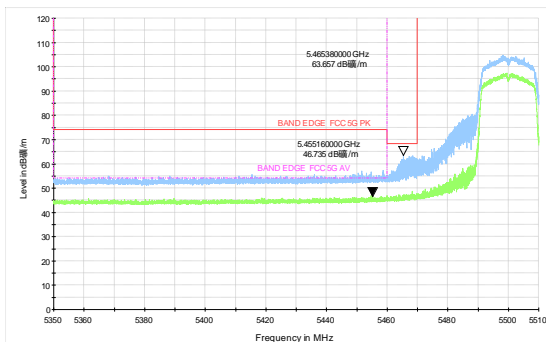


U-NII-2C

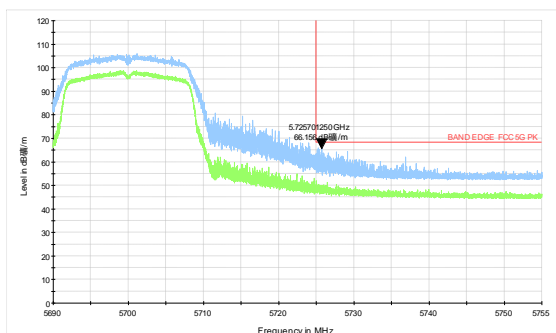
802.11a-Channel 100: Peak + Average



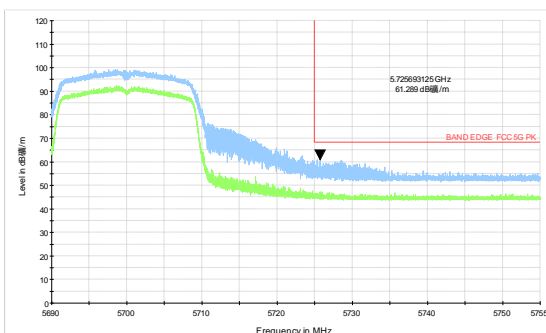
802.11n HT20-Channel 100: Peak + Average



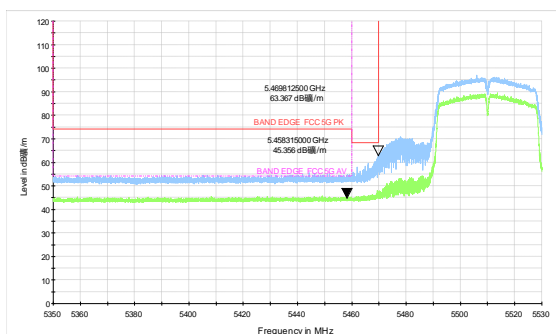
802.11a-Channel 140: Peak



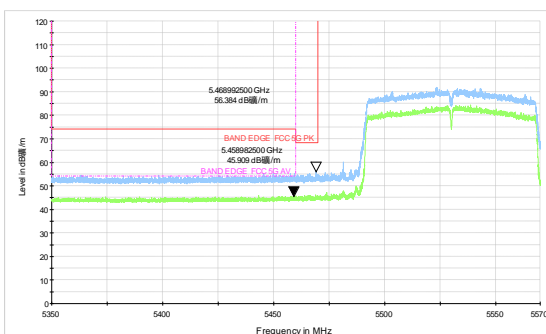
802.11n HT20-Channel 140: Peak



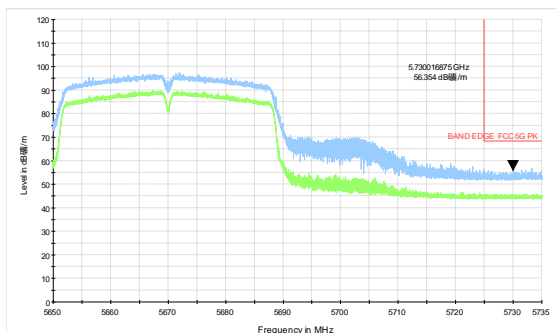
802.11n HT40-Channel 102: Peak + Average



802.11ac VHT80-Channel 106: Peak + Average

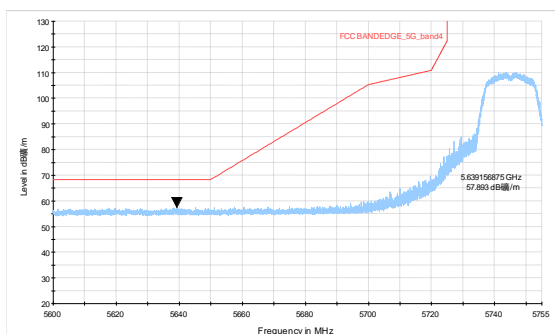


802.11n HT40-Channel 134: Peak

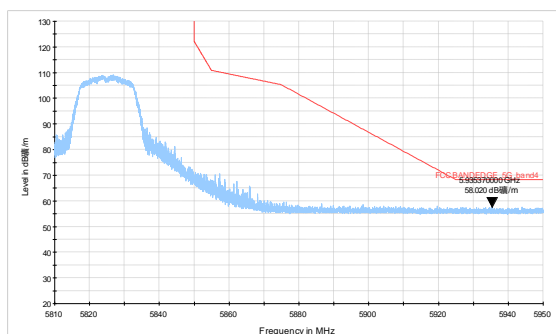


U-NII-3

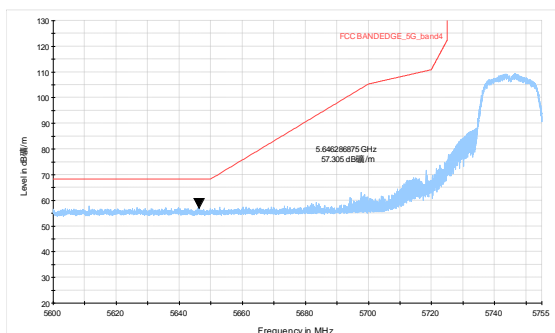
802.11a-Channel 149: Peak



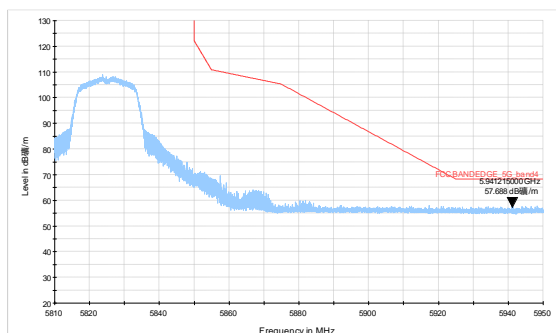
802.11a-Channel 165: Peak



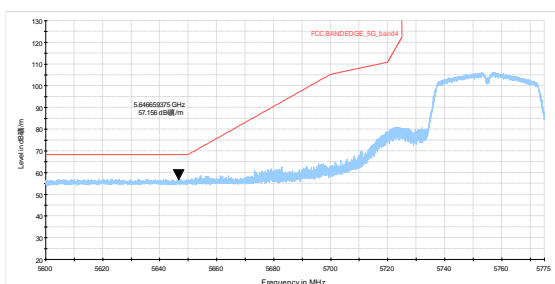
802.11n HT20-Channel 149: Peak



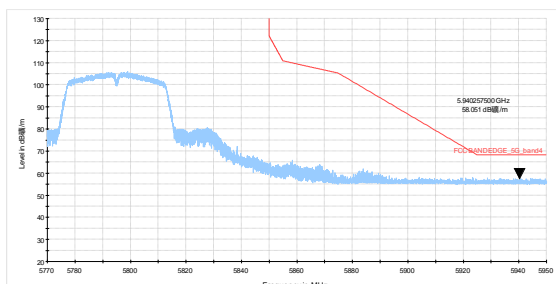
802.11n HT20-Channel 165: Peak



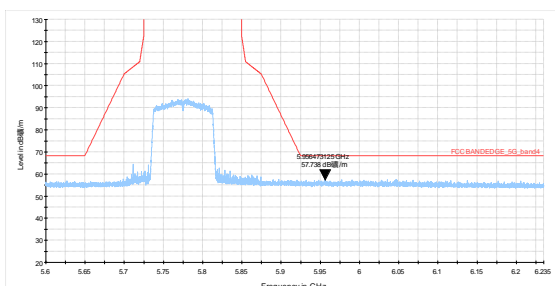
802.11n HT40-Channel 151: Peak



802.11n HT40-Channel 159: Peak



802.11ac VHT80- Channel 155: Peak



Result of RE

Test result

Sweep the whole frequency band through the range from 9kHz to the 10th harmonic of the carrier, During the test, the Radiates Emission from 9kHz to 1GHz was performed in all modes with all channels. The test data of the worst-case condition was recorded in this report.

Continuous TX mode:

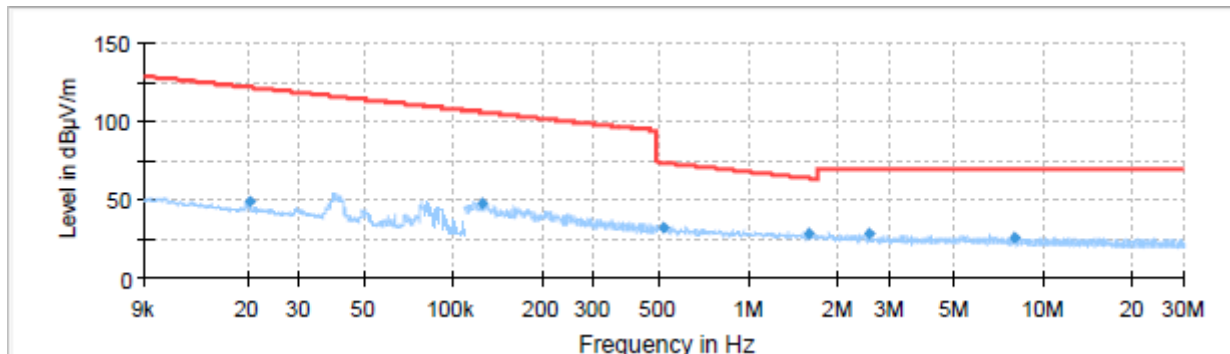
Remark:

1. Correction Factor = Antenna factor + Insertion loss (cable loss + amplifier gain)
2. Margin = Limit – Quasi-Peak/ MAX Peak/ Average
3. A symbol ($\text{dB}\mu\text{V/m}$) in the test plot below means (dB $\mu\text{V/m}$)
4. For below 1GHz

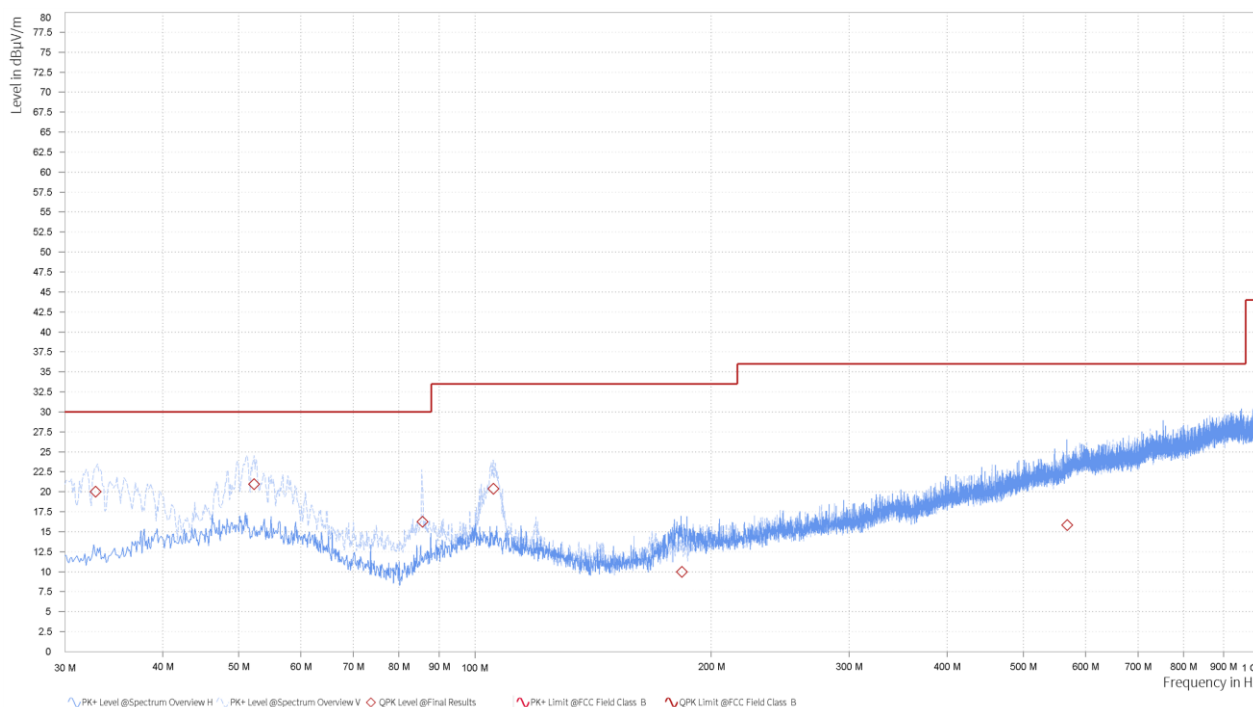
~ QP Level @Spectrum Overview H
 ~ QP Level @Spectrum Overview V
 ◆ QP Level @Final Results
 — QP Limit

For above 1GHz

~ PK Level @Spectrum Overview H
 ~ PK Level @Spectrum Overview V
 ◆ PK Level @Final Results
 — PK Limit
~ AVG Level @Spectrum Overview H
 ~ AVG Level @Spectrum Overview V
 ◆ AVG Level @Final Results
 — AVG Limit



Radiates Emission from 9kHz to 30MHz



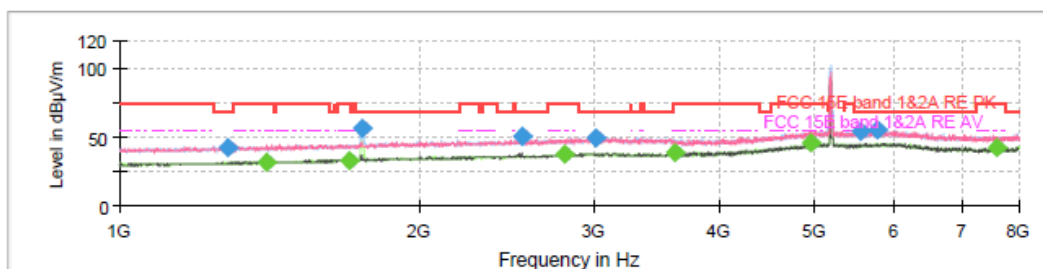
Radiates Emission from 30MHz to 1GHz

Frequency (MHz)	Quasi-Peak (dBμV/m)	Limit (dBμV/m)	Margin (dB)	Height (cm)	Polarization	Azimuth (deg)	Correct Factor (dB)
32.856	20.00	30.00	10.00	1.11	V	62.8	-11.75
52.285	20.96	30.00	9.04	1.07	V	79.8	-8.60
85.714	16.24	30.00	13.76	1.23	V	227.4	-12.77
105.556	20.36	33.50	13.14	1.20	V	95.6	-10.12
183.579	9.96	33.50	23.54	2.08	H	287.5	-11.31
568.587	15.83	36.00	20.17	2.11	H	218.4	-1.84

Remark: 1. Correction Factor = Antenna factor + Insertion loss (cable loss + amplifier gain)

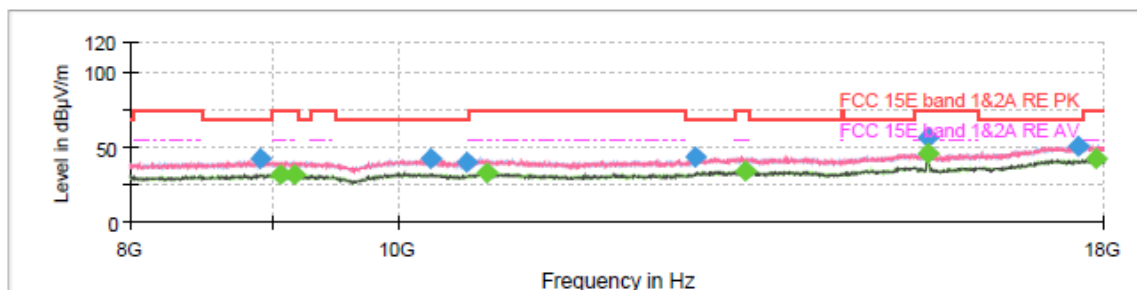
2. Margin = Limit – Quasi-Peak

802.11a CH36



Final Result

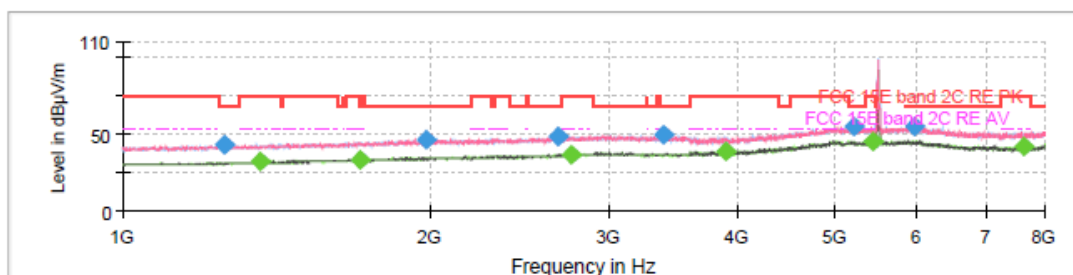
Frequency (MHz)	MaxPeak (dBμV/m)	Average (dBμV/m)	Limit (dBμV/m)	Margin (dB)	Meas. Time (ms)	Height (cm)	Pol	Azimuth (deg)	Corr. (dB/m)
1285.250000	42.43	---	68.20	25.77	150.0	100.0	H	148.0	-2.9
1402.500000	---	31.93	54.00	22.07	150.0	200.0	V	274.0	-2.2
1702.625000	---	33.37	54.00	20.63	150.0	100.0	V	142.0	-0.3
1752.500000	56.57	---	68.20	11.63	150.0	100.0	H	0.0	0.0
2535.625000	50.69	---	68.20	17.51	150.0	200.0	V	282.0	3.9
2797.250000	---	37.26	54.00	16.74	150.0	200.0	V	234.0	5.7
3011.625000	50.00	---	68.20	18.20	150.0	200.0	H	58.0	7.0
3609.250000	---	39.24	54.00	14.76	150.0	100.0	H	335.0	7.8
4941.000000	---	45.62	54.00	8.38	150.0	200.0	V	21.0	14.0
5557.000000	53.79	---	68.20	14.41	150.0	200.0	H	83.0	15.1
5770.500000	55.06	---	68.20	13.14	150.0	200.0	V	249.0	15.7
7594.875000	---	42.74	54.00	11.26	150.0	200.0	V	71.0	15.5



Final Result

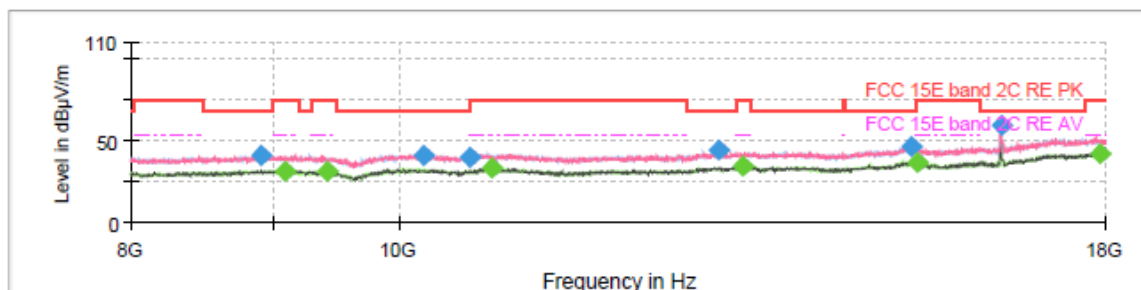
Frequency (MHz)	MaxPeak (dBμV/m)	Average (dBμV/m)	Limit (dBμV/m)	Margin (dB)	Meas. Time (ms)	Height (cm)	Pol	Azimuth (deg)	Corr. (dB/m)
8910.000000	42.05	---	68.20	26.15	150.0	100.0	H	260.0	5.1
9066.250000	---	32.02	54.00	21.98	150.0	200.0	V	289.0	5.0
9167.500000	---	31.46	54.00	22.54	150.0	200.0	H	52.0	5.1
10282.500000	41.90	---	68.20	26.30	150.0	100.0	V	71.0	6.4
10592.500000	40.09	---	68.20	28.11	150.0	100.0	V	348.0	6.5
10763.750000	---	33.17	54.00	20.83	150.0	200.0	H	306.0	7.4
12816.250000	43.25	---	68.20	24.95	150.0	200.0	H	327.0	10.2
13351.250000	---	33.92	54.00	20.08	150.0	200.0	V	40.0	11.0
15536.250000	---	46.29	54.00	7.71	150.0	100.0	V	262.0	12.9
15546.250000	56.17	---	74.00	17.83	150.0	200.0	V	278.0	12.9
17600.000000	51.12	---	68.20	17.08	150.0	200.0	H	301.0	20.1
17891.250000	---	42.13	54.00	11.87	150.0	200.0	H	275.0	20.5

802.11a CH100



Final Result

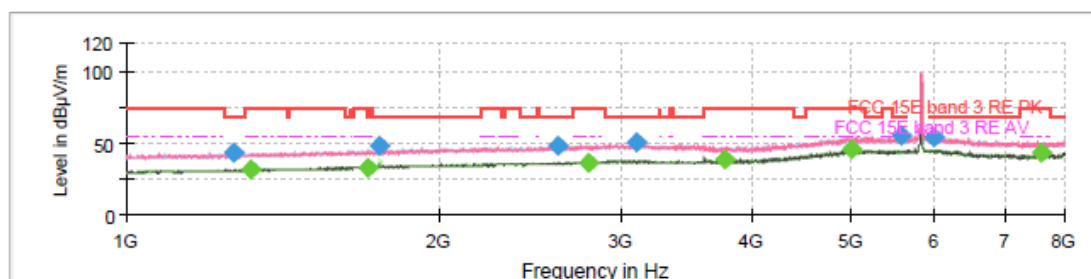
Frequency (MHz)	MaxPeak (dBμV/m)	Average (dBμV/m)	Limit (dBμV/m)	Margin (dB)	Meas. Time (ms)	Height (cm)	Pol	Azimuth (deg)	Corr. (dB/m)
1259.000000	42.68	---	68.20	25.52	150.0	100.0	V	210.0	-3.2
1365.750000	---	32.14	54.00	21.86	150.0	200.0	H	64.0	-2.4
1707.875000	---	33.34	54.00	20.66	150.0	100.0	V	177.0	-0.2
1982.625000	46.40	---	68.20	21.80	150.0	100.0	H	248.0	1.6
2666.000000	48.14	---	68.20	20.06	150.0	200.0	V	317.0	4.7
2745.625000	---	37.13	54.00	16.87	150.0	200.0	V	90.0	5.3
3392.250000	49.74	---	68.20	18.46	150.0	200.0	H	0.0	7.8
3897.125000	---	39.33	54.00	14.67	150.0	100.0	V	210.0	8.1
5198.250000	55.44	---	68.20	12.76	150.0	200.0	V	327.0	14.5
5424.875000	---	45.35	54.00	8.65	150.0	200.0	H	80.0	14.7
5969.125000	55.45	---	68.20	12.75	150.0	200.0	V	205.0	15.9
7623.750000	---	42.22	54.00	11.78	150.0	200.0	V	266.0	15.5



Final Result

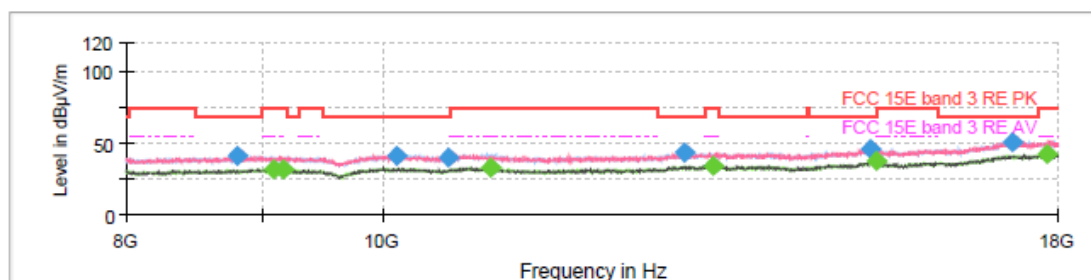
Frequency (MHz)	MaxPeak (dBμV/m)	Average (dBμV/m)	Limit (dBμV/m)	Margin (dB)	Meas. Time (ms)	Height (cm)	Pol	Azimuth (deg)	Corr. (dB/m)
8923.750000	41.37	---	68.20	26.83	150.0	200.0	V	358.0	5.2
9100.000000	---	31.48	54.00	22.52	150.0	100.0	H	197.0	5.0
9416.250000	---	31.30	54.00	22.70	150.0	200.0	H	263.0	5.5
10203.750000	41.45	---	68.20	26.75	150.0	100.0	V	135.0	6.3
10600.000000	40.17	---	68.20	28.03	150.0	100.0	H	351.0	6.5
10801.250000	---	33.50	54.00	20.50	150.0	200.0	H	252.0	7.3
13042.500000	43.95	---	68.20	24.25	150.0	200.0	V	160.0	10.9
13315.000000	---	34.59	54.00	19.41	150.0	200.0	V	44.0	10.9
15316.250000	46.53	---	68.20	21.67	150.0	200.0	V	256.0	13.5
15398.750000	---	37.01	54.00	16.99	150.0	100.0	H	336.0	13.4
16506.250000	59.60	---	68.20	8.60	150.0	200.0	V	241.0	15.1
17896.250000	---	42.15	54.00	11.85	150.0	200.0	H	340.0	20.6

802.11a CH165



Final Result

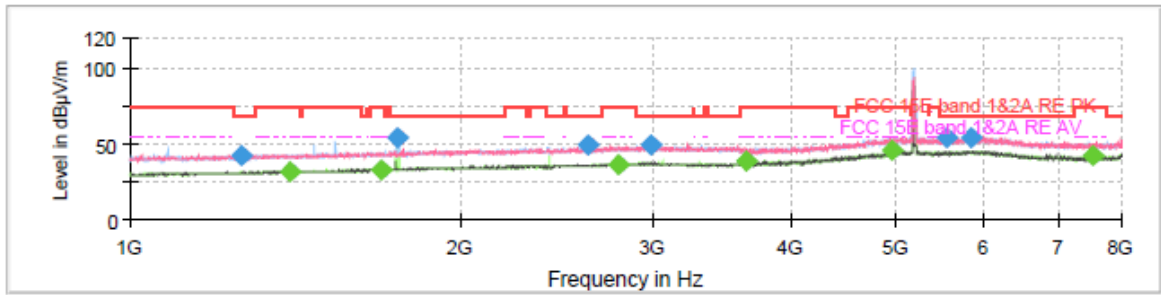
Frequency (MHz)	MaxPeak (dBμV/m)	Average (dBμV/m)	Limit (dBμV/m)	Margin (dB)	Meas. Time (ms)	Height (cm)	Pol	Azimuth (deg)	Corr. (dB/m)
1270.375000	43.12	---	68.20	25.08	150.0	100.0	H	241.0	-3.1
1319.375000	---	31.96	54.00	22.04	150.0	200.0	V	143.0	-2.7
1708.750000	---	33.23	54.00	20.77	150.0	100.0	H	307.0	-0.2
1751.625000	48.00	---	68.20	20.20	150.0	200.0	H	74.0	0.0
2604.750000	47.69	---	68.20	20.51	150.0	100.0	H	241.0	4.4
2789.375000	---	37.02	54.00	16.98	150.0	200.0	V	98.0	5.7
3103.500000	50.46	---	68.20	17.74	150.0	100.0	V	29.0	7.1
3764.125000	---	39.34	54.00	14.66	150.0	200.0	V	214.0	8.0
4992.625000	---	45.79	54.00	8.21	150.0	200.0	H	302.0	14.4
5570.125000	54.85	---	68.20	13.35	150.0	200.0	V	103.0	15.1
5998.000000	54.16	---	68.20	14.04	150.0	200.0	V	224.0	16.0
7590.500000	---	43.13	54.00	10.87	150.0	200.0	H	225.0	15.5



Final Result

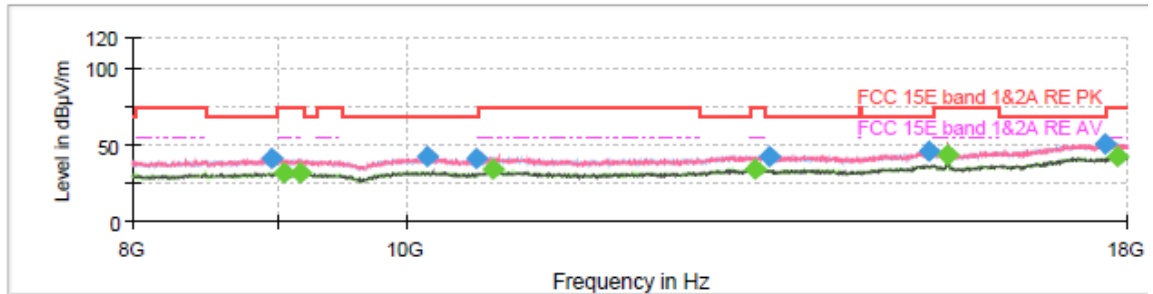
Frequency (MHz)	MaxPeak (dBμV/m)	Average (dBμV/m)	Limit (dBμV/m)	Margin (dB)	Meas. Time (ms)	Height (cm)	Pol	Azimuth (deg)	Corr. (dB/m)
8812.500000	41.36	---	68.20	26.84	150.0	100.0	V	2.0	5.0
9095.000000	---	31.90	54.00	22.10	150.0	200.0	V	50.0	5.0
9168.750000	---	31.87	54.00	22.13	150.0	100.0	H	306.0	5.1
10125.000000	41.61	---	68.20	26.59	150.0	100.0	H	55.0	6.2
10580.000000	40.34	---	68.20	27.86	150.0	200.0	V	32.0	6.4
10991.250000	---	33.19	54.00	20.81	150.0	200.0	V	98.0	7.1
13008.750000	43.08	---	68.20	25.12	150.0	200.0	H	156.0	10.9
13322.500000	---	34.30	54.00	19.70	150.0	100.0	H	306.0	10.9
15278.750000	45.77	---	68.20	22.43	150.0	200.0	V	101.0	13.3
15368.750000	---	37.49	54.00	16.51	150.0	200.0	H	37.0	13.5
17301.250000	50.84	---	68.20	17.36	150.0	100.0	V	134.0	20.2
17820.000000	---	42.29	54.00	11.71	150.0	200.0	V	164.0	20.5

802.11n (HT20) CH36



Final Result

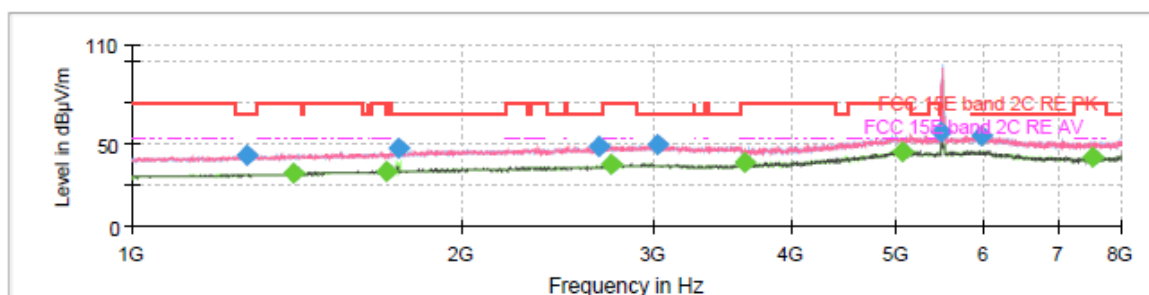
Frequency (MHz)	MaxPeak (dBμV/m)	Average (dBμV/m)	Limit (dBμV/m)	Margin (dB)	Meas. Time (ms)	Height (cm)	Pol	Azimuth (deg)	Corr. (dB/m)
1265.125000	42.59	---	68.20	25.61	150.0	1000.0	V	359.0	-3.1
1400.750000	---	32.13	54.00	21.87	150.0	200.0	V	67.0	-2.2
1697.375000	---	33.27	54.00	20.73	150.0	100.0	H	33.0	-0.3
1751.625000	54.01	---	68.20	14.19	150.0	100.0	H	123.0	0.0
2610.000000	49.38	---	68.20	18.82	150.0	200.0	V	322.0	4.4
2790.250000	---	36.95	54.00	17.05	150.0	200.0	H	201.0	5.7
2981.875000	49.30	---	68.20	18.90	150.0	200.0	V	5.0	6.8
3643.375000	---	39.04	54.00	14.96	150.0	100.0	V	213.0	8.0
4954.125000	---	45.73	54.00	8.27	150.0	200.0	H	94.0	14.1
5547.375000	53.91	---	68.20	14.29	150.0	100.0	V	250.0	15.0
5845.750000	54.34	---	68.20	13.86	150.0	200.0	H	94.0	15.9
7552.875000	---	42.19	54.00	11.81	150.0	200.0	V	322.0	15.4



Final Result

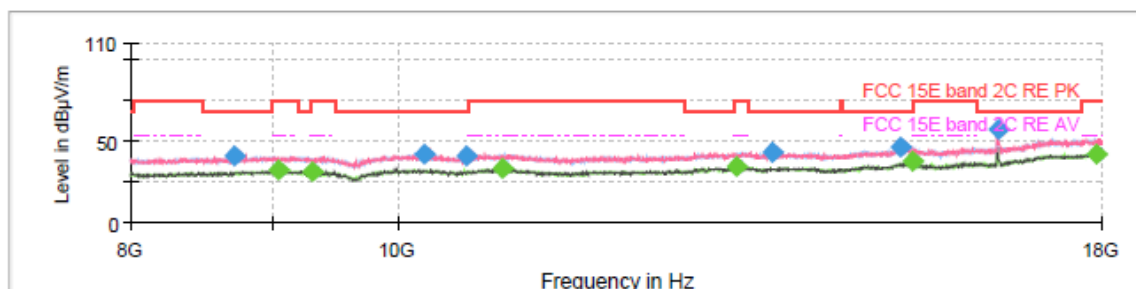
Frequency (MHz)	MaxPeak (dBμV/m)	Average (dBμV/m)	Limit (dBμV/m)	Margin (dB)	Meas. Time (ms)	Height (cm)	Pol	Azimuth (deg)	Corr. (dB/m)
8961.250000	40.73	---	68.20	27.47	150.0	100.0	H	263.0	5.1
9058.750000	---	31.84	54.00	22.16	150.0	200.0	V	102.0	5.0
9168.750000	---	31.84	54.00	22.16	150.0	100.0	H	274.0	5.1
10175.000000	42.29	---	68.20	25.91	150.0	100.0	V	108.0	6.2
10595.000000	41.11	---	68.20	27.09	150.0	200.0	V	123.0	6.5
10735.000000	---	33.85	54.00	20.15	150.0	200.0	V	46.0	7.3
13281.250000	---	33.97	54.00	20.03	150.0	200.0	V	46.0	10.8
13452.500000	42.92	---	68.20	25.28	150.0	100.0	H	233.0	11.0
15302.500000	46.02	---	68.20	22.18	150.0	200.0	H	139.0	13.4
15536.250000	---	43.33	54.00	10.67	150.0	200.0	V	266.0	12.9
17678.750000	50.98	---	68.20	17.22	150.0	200.0	H	248.0	20.3
17836.250000	---	42.12	54.00	11.88	150.0	200.0	H	155.0	20.5

802.11n (HT20) CH100



Final Result

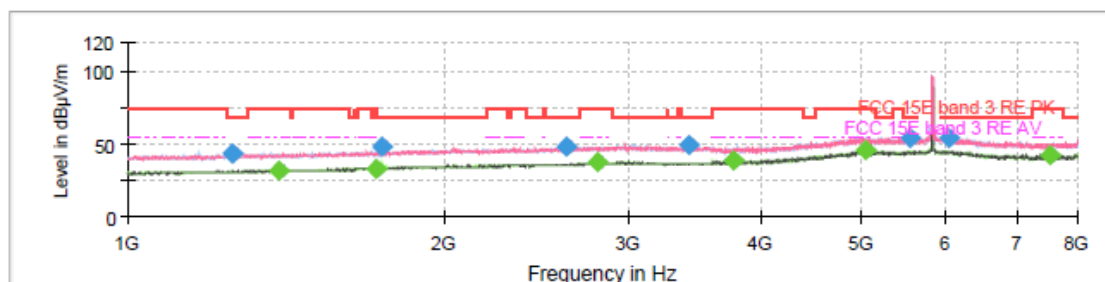
Frequency (MHz)	MaxPeak (dBμV/m)	Average (dBμV/m)	Limit (dBμV/m)	Margin (dB)	Meas. Time (ms)	Height (cm)	Pol	Azimuth (deg)	Corr. (dB/m)
1272.125000	42.70	---	68.20	25.50	150.0	200.0	V	359.0	-3.1
1405.125000	---	31.92	54.00	22.08	150.0	100.0	H	11.0	-2.1
1707.875000	---	33.31	54.00	20.69	150.0	100.0	V	158.0	-0.2
1749.875000	47.76	---	68.20	20.44	150.0	200.0	H	345.0	0.0
2670.375000	48.44	---	68.20	19.76	150.0	200.0	H	72.0	4.8
2738.625000	---	37.69	54.00	16.31	150.0	100.0	H	108.0	5.3
3016.000000	49.68	---	68.20	18.52	150.0	200.0	H	78.0	7.0
3632.000000	---	38.90	54.00	15.10	150.0	200.0	H	16.0	7.9
5047.750000	---	45.43	54.00	8.57	150.0	100.0	H	103.0	14.5
5469.500000	57.20	---	68.20	11.00	150.0	200.0	H	260.0	14.8
5953.375000	55.39	---	68.20	12.81	150.0	200.0	H	57.0	15.8
7534.500000	---	42.56	54.00	11.44	150.0	100.0	H	37.0	15.3



Final Result

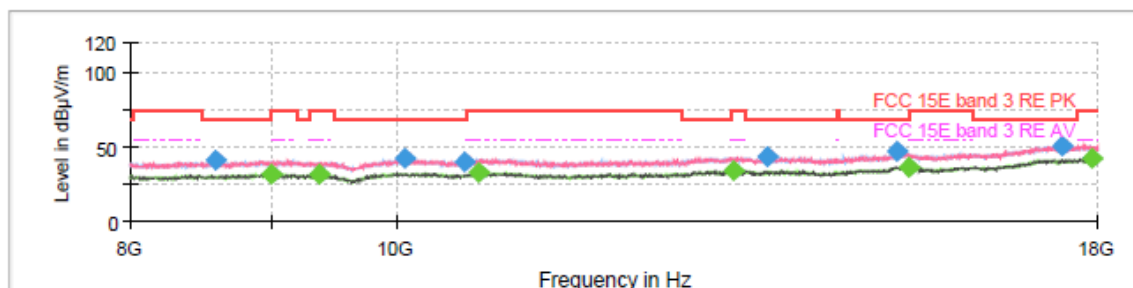
Frequency (MHz)	MaxPeak (dBμV/m)	Average (dBμV/m)	Limit (dBμV/m)	Margin (dB)	Meas. Time (ms)	Height (cm)	Pol	Azimuth (deg)	Corr. (dB/m)
8725.000000	40.63	---	68.20	27.58	150.0	100.0	H	191.0	5.0
9050.000000	---	32.19	54.00	21.81	150.0	100.0	V	88.0	5.0
9310.000000	---	31.46	54.00	22.54	150.0	200.0	H	228.0	5.2
10228.750000	42.13	---	68.20	26.07	150.0	200.0	H	220.0	6.3
10595.000000	41.13	---	68.20	27.07	150.0	100.0	H	298.0	6.5
10912.500000	---	33.38	54.00	20.62	150.0	200.0	V	298.0	7.2
13262.500000	---	34.60	54.00	19.40	150.0	200.0	H	291.0	10.7
13676.250000	43.38	---	68.20	24.82	150.0	100.0	V	91.0	9.8
15211.250000	46.24	---	68.20	21.96	150.0	200.0	V	162.0	12.7
15356.250000	---	37.94	54.00	16.06	150.0	200.0	H	276.0	13.6
16501.250000	57.62	---	68.20	10.58	150.0	100.0	V	238.0	15.1
17920.000000	---	42.25	54.00	11.75	150.0	200.0	H	0.0	20.5

802.11n (HT20) CH165



Final Result

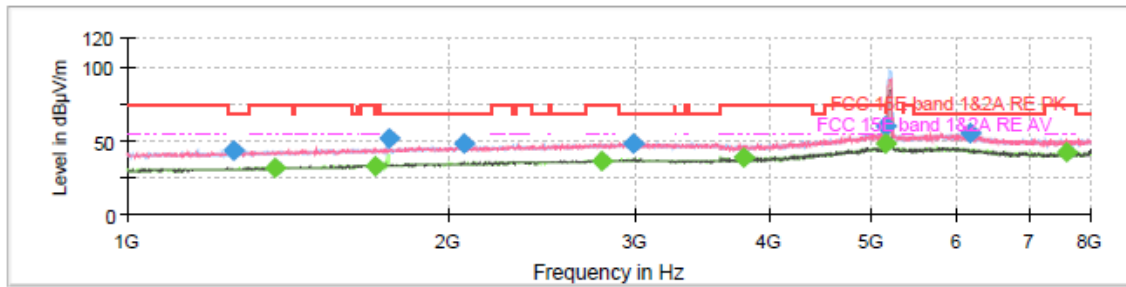
Frequency (MHz)	MaxPeak (dBμV/m)	Average (dBμV/m)	Limit (dBμV/m)	Margin (dB)	Meas. Time (ms)	Height (cm)	Pol	Azimuth (deg)	Corr. (dB/m)
1260.750000	43.09	---	68.20	25.11	150.0	100.0	H	321.0	-3.1
1394.625000	---	31.91	54.00	22.09	150.0	200.0	H	286.0	-2.2
1721.875000	---	33.22	54.00	20.78	150.0	100.0	V	136.0	-0.1
1748.125000	48.42	---	68.20	19.78	150.0	100.0	H	356.0	0.0
2609.125000	48.10	---	68.20	20.10	150.0	200.0	V	181.0	4.4
2798.125000	---	37.12	54.00	16.88	150.0	200.0	H	130.0	5.7
3412.375000	49.08	---	68.20	19.12	150.0	100.0	V	55.0	7.8
3767.625000	---	38.75	54.00	15.25	150.0	200.0	V	116.0	8.0
5028.500000	---	45.56	54.00	8.44	150.0	200.0	V	274.0	14.4
5545.625000	54.55	---	68.20	13.65	150.0	100.0	V	50.0	15.0
6033.000000	54.45	---	68.20	13.75	150.0	200.0	H	84.0	15.9
7536.250000	---	42.30	54.00	11.70	150.0	200.0	V	70.0	15.3



Final Result

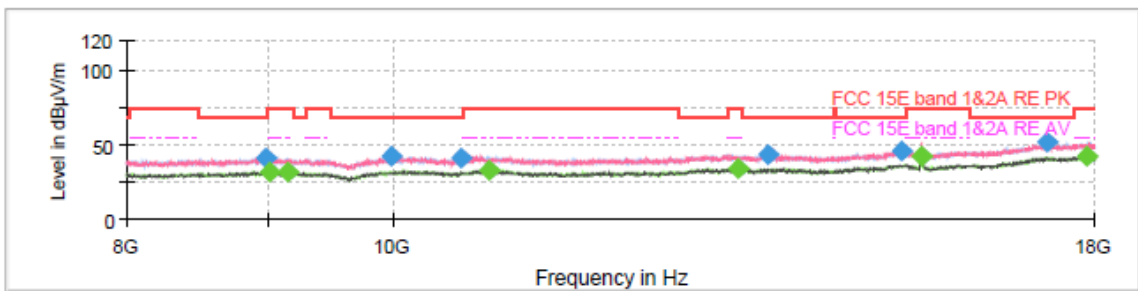
Frequency (MHz)	MaxPeak (dBμV/m)	Average (dBμV/m)	Limit (dBμV/m)	Margin (dB)	Meas. Time (ms)	Height (cm)	Pol	Azimuth (deg)	Corr. (dB/m)
8600.000000	40.65	---	68.20	27.55	150.0	100.0	H	256.0	4.8
9008.750000	---	32.01	54.00	21.99	150.0	200.0	H	215.0	5.0
9370.000000	---	31.68	54.00	22.32	150.0	100.0	H	296.0	5.4
10070.000000	41.89	---	68.20	26.31	150.0	200.0	H	344.0	6.1
10583.750000	40.44	---	68.20	27.76	150.0	100.0	H	311.0	6.4
10713.750000	---	32.86	54.00	21.14	150.0	200.0	V	39.0	7.2
13267.500000	---	34.42	54.00	19.58	150.0	100.0	H	256.0	10.7
13643.750000	44.02	---	68.20	24.18	150.0	200.0	V	69.0	9.9
15198.750000	46.83	---	68.20	21.37	150.0	200.0	V	117.0	12.6
15367.500000	---	37.01	54.00	16.99	150.0	200.0	H	333.0	13.6
17476.250000	50.82	---	68.20	17.38	150.0	100.0	V	274.0	20.2
17908.750000	---	42.62	54.00	11.38	150.0	200.0	V	17.0	20.6

802.11n (HT40) CH38



Final Result

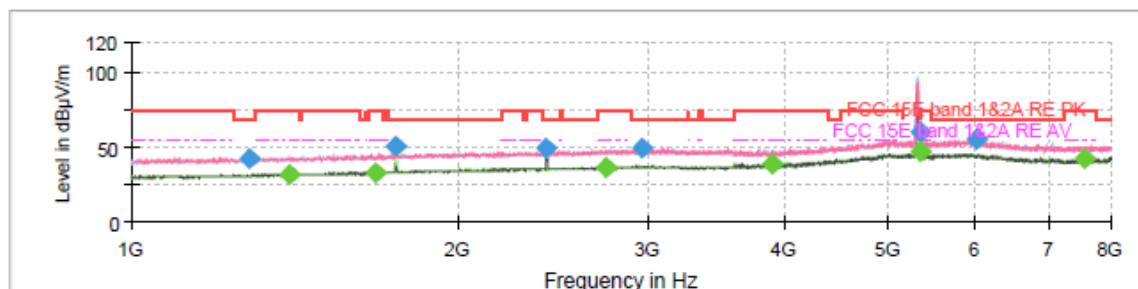
Frequency (MHz)	MaxPeak (dBμV/m)	Average (dBμV/m)	Limit (dBμV/m)	Margin (dB)	Meas. Time (ms)	Height (cm)	Pol	Azimuth (deg)	Corr. (dB/m)
1257.250000	43.68	---	68.20	24.52	150.0	100.0	H	242.0	-3.2
1378.000000	---	32.06	54.00	21.94	150.0	200.0	H	34.0	-2.3
1705.250000	---	33.26	54.00	20.74	150.0	100.0	H	163.0	-0.2
1759.500000	51.31	---	68.20	16.89	150.0	100.0	H	293.0	0.2
2067.500000	48.26	---	68.20	19.94	150.0	200.0	V	359.0	1.8
2791.125000	---	37.01	54.00	16.99	150.0	200.0	H	119.0	5.7
2981.875000	48.54	---	68.20	19.66	150.0	200.0	H	148.0	6.8
3788.625000	---	38.75	54.00	15.25	150.0	100.0	V	155.0	8.1
5149.250000	---	48.04	54.00	5.96	150.0	200.0	H	192.0	14.5
5149.250000	60.56	---	74.00	13.44	150.0	200.0	H	192.0	14.5
6162.500000	54.78	---	68.20	13.42	150.0	100.0	V	341.0	15.5
7597.500000	---	42.81	54.00	11.19	150.0	200.0	V	305.0	15.5



Final Result

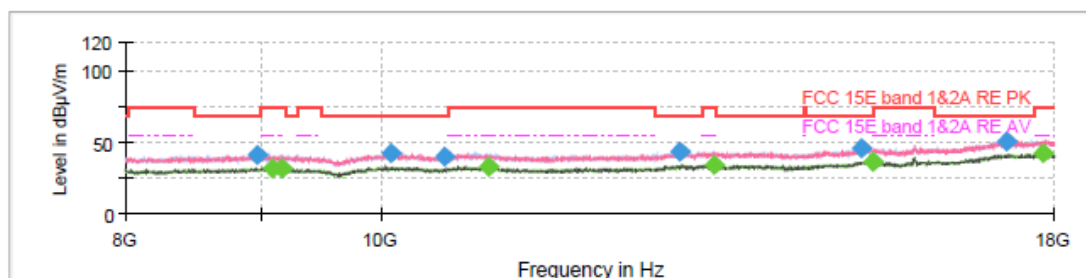
Frequency (MHz)	MaxPeak (dBμV/m)	Average (dBμV/m)	Limit (dBμV/m)	Margin (dB)	Meas. Time (ms)	Height (cm)	Pol	Azimuth (deg)	Corr. (dB/m)
8983.750000	41.54	---	68.20	26.66	150.0	100.0	V	115.0	5.0
9022.500000	---	32.23	54.00	21.77	150.0	200.0	H	216.0	5.0
9160.000000	---	31.45	54.00	22.55	150.0	100.0	H	82.0	5.1
9987.500000	42.53	---	68.20	25.67	150.0	100.0	V	68.0	5.9
10586.250000	40.62	---	68.20	27.58	150.0	200.0	V	95.0	6.4
10841.250000	---	33.11	54.00	20.89	150.0	200.0	H	149.0	7.3
13351.250000	---	34.39	54.00	19.61	150.0	100.0	H	354.0	11.0
13687.500000	43.59	---	68.20	24.61	150.0	200.0	H	247.0	9.7
15298.750000	46.04	---	68.20	22.16	150.0	200.0	H	23.0	13.4
15577.500000	---	42.13	54.00	11.87	150.0	200.0	V	271.0	12.8
17280.000000	51.22	---	68.20	16.98	150.0	200.0	V	89.0	20.1
17881.250000	---	42.35	54.00	11.65	150.0	200.0	V	79.0	20.5

802.11n (HT40) CH62



Final Result

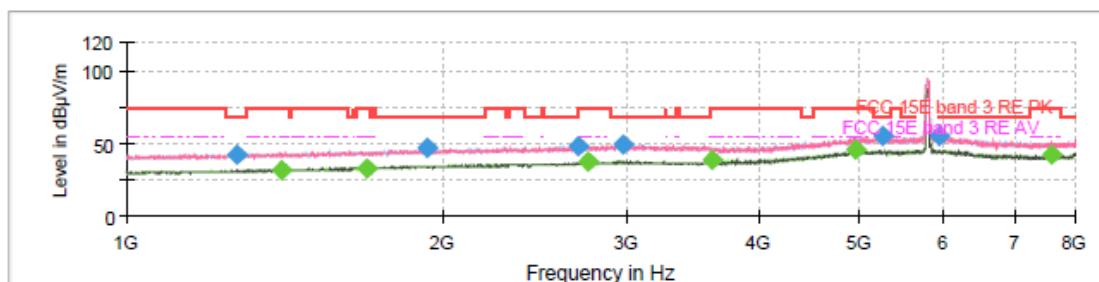
Frequency (MHz)	MaxPeak (dBμV/m)	Average (dBμV/m)	Limit (dBμV/m)	Margin (dB)	Meas. Time (ms)	Height (cm)	Pol	Azimuth (deg)	Corr. (dB/m)
1284.375000	42.80	---	68.20	25.40	150.0	100.0	H	133.0	-3.0
1398.125000	---	32.23	54.00	21.77	150.0	200.0	V	323.0	-2.2
1683.375000	---	33.19	54.00	20.81	150.0	100.0	V	338.0	-0.4
1756.000000	50.37	---	68.20	17.83	150.0	100.0	H	155.0	0.1
2416.625000	48.83	---	68.20	19.37	150.0	200.0	V	199.0	3.3
2743.875000	---	37.03	54.00	16.97	150.0	200.0	V	140.0	5.3
2960.875000	49.35	---	68.20	18.85	150.0	100.0	V	316.0	6.7
3898.875000	---	38.85	54.00	15.15	150.0	200.0	V	52.0	8.1
5350.500000	60.44	---	74.00	13.56	150.0	200.0	H	209.0	14.6
5352.250000	---	47.14	54.00	6.86	150.0	200.0	H	282.0	14.6
6010.250000	54.77	---	68.20	13.43	150.0	200.0	H	357.0	15.9
7583.500000	---	42.89	54.00	11.11	150.0	200.0	V	0.0	15.5



Final Result

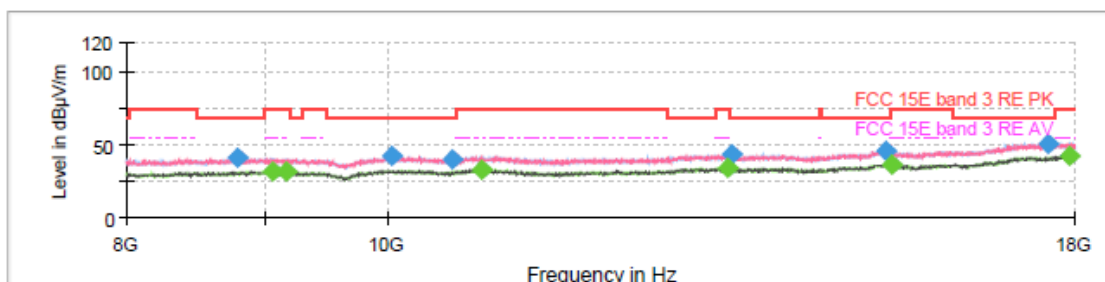
Frequency (MHz)	MaxPeak (dBμV/m)	Average (dBμV/m)	Limit (dBμV/m)	Margin (dB)	Meas. Time (ms)	Height (cm)	Pol	Azimuth (deg)	Corr. (dB/m)
8970.000000	41.22	---	68.20	26.98	150.0	100.0	V	57.0	5.1
9100.000000	---	31.95	54.00	22.05	150.0	200.0	V	247.0	5.0
9168.750000	---	31.70	54.00	22.30	150.0	100.0	H	316.0	5.1
10081.250000	41.93	---	68.20	26.27	150.0	200.0	V	42.0	6.1
10566.250000	39.96	---	68.20	28.24	150.0	200.0	H	99.0	6.3
10988.750000	---	32.97	54.00	21.03	150.0	100.0	V	0.0	7.1
12970.000000	43.56	---	68.20	24.64	150.0	200.0	H	316.0	10.8
13380.000000	---	34.34	54.00	19.66	150.0	100.0	V	46.0	11.1
15207.500000	46.14	---	68.20	22.06	150.0	200.0	H	285.0	12.7
15352.500000	---	36.84	54.00	17.16	150.0	100.0	V	237.0	13.6
17265.000000	51.12	---	68.20	17.08	150.0	200.0	H	254.0	20.1
17816.250000	---	42.49	54.00	11.51	150.0	200.0	H	162.0	20.5

802.11n (HT40) CH159



Final Result

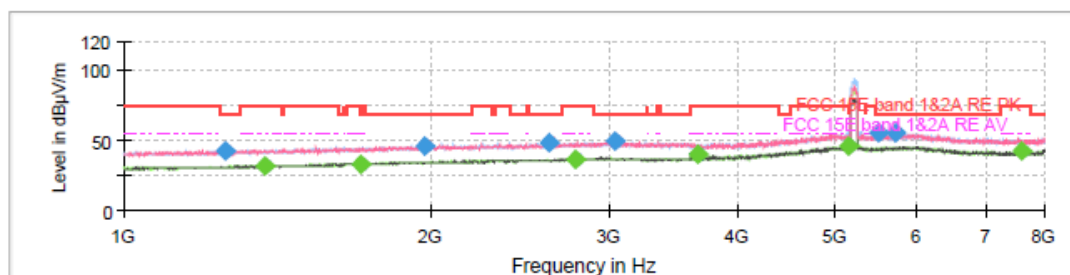
Frequency (MHz)	MaxPeak (dBμV/m)	Average (dBμV/m)	Limit (dBμV/m)	Margin (dB)	Meas. Time (ms)	Height (cm)	Pol	Azimuth (deg)	Corr. (dB/m)
1274.750000	42.79	---	68.20	25.41	150.0	100.0	H	338.0	-3.0
1406.875000	---	31.94	54.00	22.06	150.0	200.0	V	271.0	-2.1
1696.500000	---	33.34	54.00	20.66	150.0	100.0	H	139.0	-0.3
1932.750000	47.14	---	68.20	21.06	150.0	100.0	V	156.0	1.3
2687.875000	48.06	---	68.20	20.14	150.0	200.0	V	110.0	4.9
2756.125000	---	37.23	54.00	16.77	150.0	200.0	H	98.0	5.3
2970.500000	49.12	---	68.20	19.08	150.0	200.0	V	146.0	6.8
3606.625000	---	39.16	54.00	14.84	150.0	100.0	H	312.0	7.8
4941.875000	---	45.43	54.00	8.57	150.0	200.0	H	82.0	14.0
5257.750000	54.71	---	68.20	13.49	150.0	200.0	V	43.0	14.5
5935.000000	54.94	---	68.20	13.26	150.0	200.0	H	312.0	15.8
7607.125000	---	41.99	54.00	12.01	150.0	200.0	H	0.0	15.6



Final Result

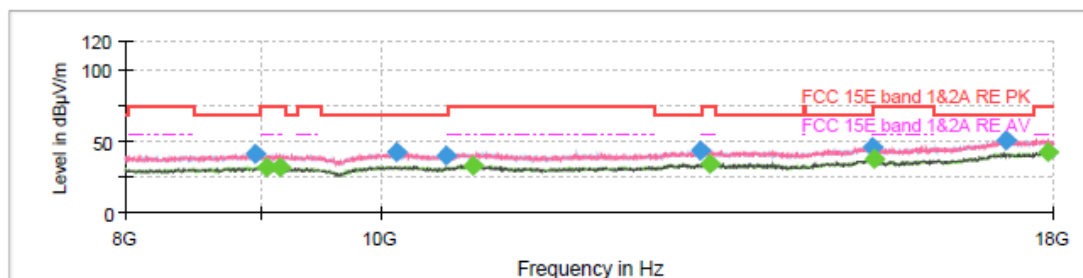
Frequency (MHz)	MaxPeak (dBμV/m)	Average (dBμV/m)	Limit (dBμV/m)	Margin (dB)	Meas. Time (ms)	Height (cm)	Pol	Azimuth (deg)	Corr. (dB/m)
8797.500000	40.70	---	68.20	27.50	150.0	100.0	V	198.0	5.0
9063.750000	---	32.18	54.00	21.82	150.0	200.0	V	42.0	5.0
9168.750000	---	31.56	54.00	22.44	150.0	100.0	V	142.0	5.1
10041.250000	42.18	---	68.20	26.02	150.0	200.0	V	97.0	6.1
10566.250000	40.44	---	68.20	27.76	150.0	200.0	V	238.0	6.3
10841.250000	---	33.03	54.00	20.97	150.0	100.0	V	86.0	7.3
13376.250000	---	34.49	54.00	19.51	150.0	200.0	V	249.0	11.1
13425.000000	43.44	---	68.20	24.76	150.0	100.0	V	20.0	11.2
15303.750000	45.67	---	68.20	22.53	150.0	100.0	V	116.0	13.4
15395.000000	---	36.90	54.00	17.10	150.0	200.0	V	75.0	13.4
17583.750000	50.48	---	68.20	17.72	150.0	200.0	H	136.0	20.1
17907.500000	---	42.30	54.00	11.70	150.0	200.0	H	31.0	20.6

802.11ac (VHT80) CH42



Final Result

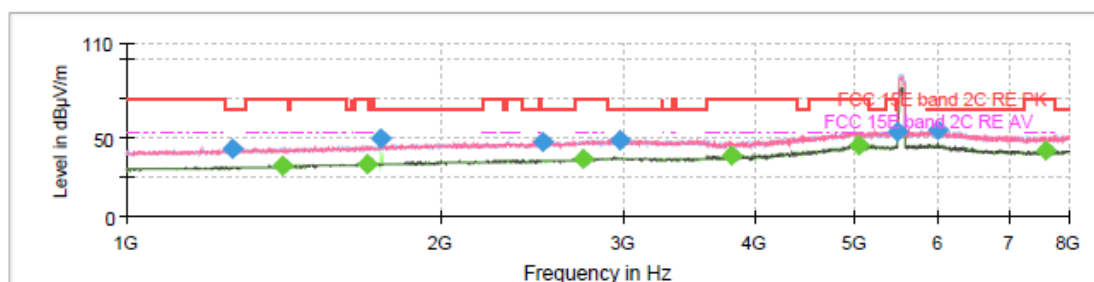
Frequency (MHz)	MaxPeak (dBμV/m)	Average (dBμV/m)	Limit (dBμV/m)	Margin (dB)	Meas. Time (ms)	Height (cm)	Pol	Azimuth (deg)	Corr. (dB/m)
1258.125000	42.69	---	68.20	25.51	150.0	100.0	V	156.0	-3.2
1376.250000	---	31.98	54.00	22.02	150.0	200.0	V	271.0	-2.3
1707.875000	---	33.28	54.00	20.72	150.0	100.0	V	0.0	-0.2
1977.375000	46.00	---	68.20	22.20	150.0	100.0	V	306.0	1.5
2615.250000	47.95	---	68.20	20.25	150.0	200.0	H	63.0	4.4
2780.625000	---	36.94	54.00	17.06	150.0	200.0	H	334.0	5.6
3037.875000	49.07	---	68.20	19.13	150.0	100.0	H	56.0	6.9
3660.875000	---	39.44	54.00	14.56	150.0	200.0	H	84.0	8.0
5148.375000	---	45.53	54.00	8.47	150.0	200.0	V	306.0	14.5
5510.625000	54.96	---	68.20	13.24	150.0	200.0	H	274.0	14.9
5727.625000	55.08	---	68.20	13.12	150.0	200.0	H	162.0	15.6
7611.500000	---	42.10	54.00	11.90	150.0	200.0	H	41.0	15.6



Final Result

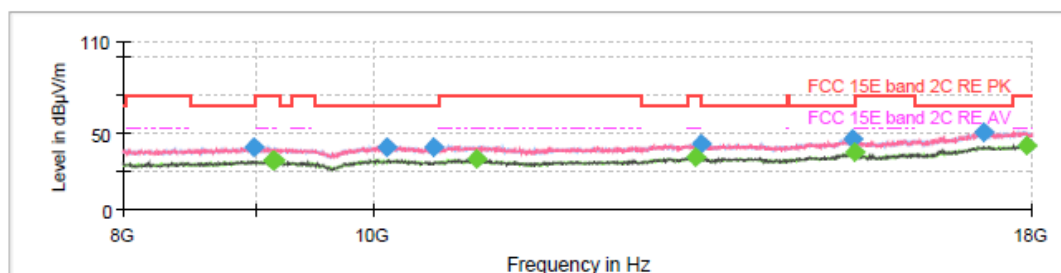
Frequency (MHz)	MaxPeak (dBμV/m)	Average (dBμV/m)	Limit (dBμV/m)	Margin (dB)	Meas. Time (ms)	Height (cm)	Pol	Azimuth (deg)	Corr. (dB/m)
8966.250000	40.95	---	68.20	27.25	150.0	100.0	H	266.0	5.1
9057.500000	---	31.84	54.00	22.16	150.0	200.0	H	292.0	5.0
9163.750000	---	31.83	54.00	22.17	150.0	200.0	V	107.0	5.1
10137.500000	42.67	---	68.20	25.53	150.0	100.0	V	195.0	6.2
10593.750000	40.48	---	68.20	27.72	150.0	100.0	H	198.0	6.5
10835.000000	---	33.16	54.00	20.84	150.0	200.0	H	332.0	7.3
13208.750000	42.95	---	68.20	25.25	150.0	200.0	H	292.0	10.4
13333.750000	---	34.55	54.00	19.45	150.0	200.0	V	45.0	10.9
15348.750000	46.38	---	68.20	21.82	150.0	100.0	H	188.0	13.6
15382.500000	---	37.77	54.00	16.23	150.0	200.0	V	133.0	13.5
17260.000000	50.94	---	68.20	17.26	150.0	200.0	V	216.0	20.1
17903.750000	---	42.47	54.00	11.53	150.0	200.0	V	185.0	20.6

802.11ac (VHT80) CH106



Final Result

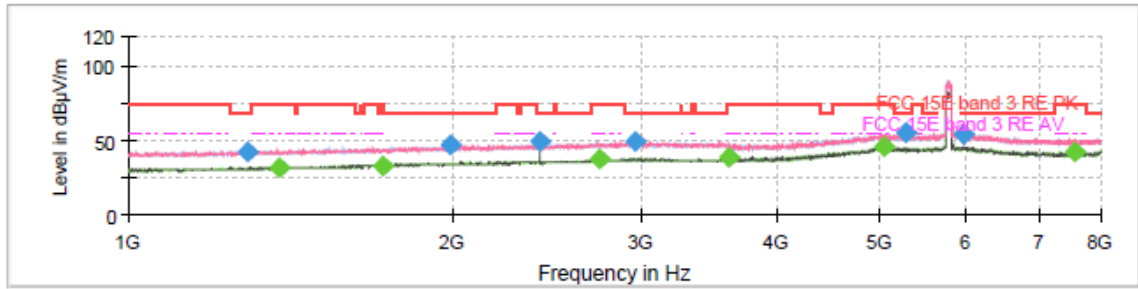
Frequency (MHz)	MaxPeak (dBμV/m)	Average (dBμV/m)	Limit (dBμV/m)	Margin (dB)	Meas. Time (ms)	Height (cm)	Pol	Azimuth (deg)	Corr. (dB/m)
1266.000000	42.85	---	68.20	25.35	150.0	100.0	V	344.0	-3.1
1410.375000	---	32.21	54.00	21.79	150.0	200.0	V	186.0	-2.1
1700.000000	---	33.23	54.00	20.77	150.0	100.0	H	191.0	-0.3
1754.250000	50.11	---	68.20	18.09	150.0	100.0	H	7.0	0.1
2507.625000	47.82	---	68.20	20.38	150.0	200.0	V	287.0	3.9
2736.000000	---	36.93	54.00	17.07	150.0	200.0	V	318.0	5.3
2968.750000	48.86	---	68.20	19.34	150.0	200.0	V	323.0	6.7
3803.500000	---	39.14	54.00	14.86	150.0	100.0	H	130.0	8.0
5039.875000	---	45.31	54.00	8.69	150.0	200.0	H	242.0	14.5
5469.500000	54.17	---	68.20	14.03	150.0	200.0	H	324.0	14.8
5987.500000	55.03	---	68.20	13.17	150.0	200.0	H	171.0	15.9
7600.125000	---	41.98	54.00	12.02	150.0	200.0	H	252.0	15.5



Final Result

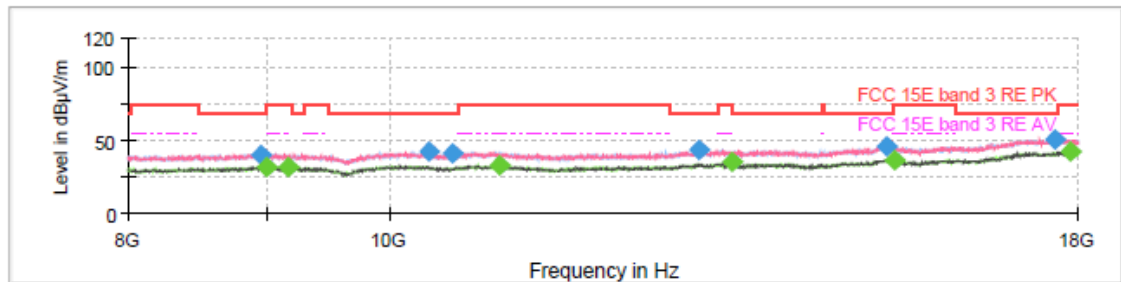
Frequency (MHz)	MaxPeak (dBμV/m)	Average (dBμV/m)	Limit (dBμV/m)	Margin (dB)	Meas. Time (ms)	Height (cm)	Pol	Azimuth (deg)	Corr. (dB/m)
8986.250000	41.16	---	68.20	27.04	150.0	200.0	V	10.0	5.0
9141.250000	---	32.28	54.00	21.72	150.0	100.0	V	124.0	5.1
9161.250000	---	31.91	54.00	22.09	150.0	100.0	H	290.0	5.1
10122.500000	41.47	---	68.20	26.73	150.0	200.0	H	293.0	6.2
10547.500000	40.94	---	68.20	27.26	150.0	200.0	V	307.0	6.2
10975.000000	---	33.44	54.00	20.56	150.0	100.0	V	303.0	7.1
13330.000000	---	34.52	54.00	19.48	150.0	200.0	H	193.0	10.9
13403.750000	43.54	---	68.20	24.66	150.0	200.0	H	47.0	11.2
15337.500000	45.93	---	68.20	22.27	150.0	100.0	V	51.0	13.6
15358.750000	---	37.41	54.00	16.59	150.0	200.0	V	157.0	13.6
17227.500000	50.63	---	68.20	17.57	150.0	200.0	V	183.0	20.1
17907.500000	---	42.50	54.00	11.50	150.0	200.0	H	170.0	20.6

802.11ac (VHT80) CH155



Final Result

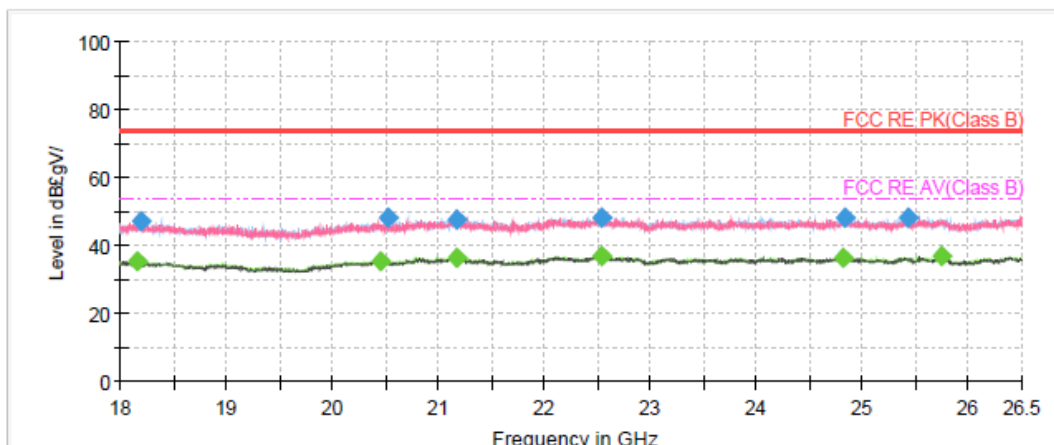
Frequency (MHz)	MaxPeak (dBμV/m)	Average (dBμV/m)	Limit (dBμV/m)	Margin (dB)	Meas. Time (ms)	Height (cm)	Pol	Azimuth (deg)	Corr. (dB/m)
1289.625000	42.66	---	68.20	25.54	150.0	100.0	V	47.0	-2.9
1380.625000	---	31.90	54.00	22.10	150.0	200.0	V	113.0	-2.3
1720.125000	---	33.44	54.00	20.56	150.0	100.0	V	78.0	-0.1
1993.125000	46.57	---	68.20	21.63	150.0	100.0	H	260.0	1.7
2414.875000	50.00	---	68.20	18.20	150.0	200.0	V	21.0	3.4
2743.000000	---	37.15	54.00	16.85	150.0	200.0	H	27.0	5.3
2960.000000	49.32	---	68.20	18.88	150.0	200.0	H	204.0	6.7
3608.375000	---	38.67	54.00	15.33	150.0	200.0	H	214.0	7.8
5025.875000	---	45.54	54.00	8.46	150.0	100.0	H	204.0	14.4
5266.500000	54.90	---	68.20	13.30	150.0	200.0	H	214.0	14.5
5975.250000	54.47	---	68.20	13.73	150.0	200.0	H	178.0	15.9
7559.875000	---	42.05	54.00	11.95	150.0	200.0	H	122.0	15.4



Final Result

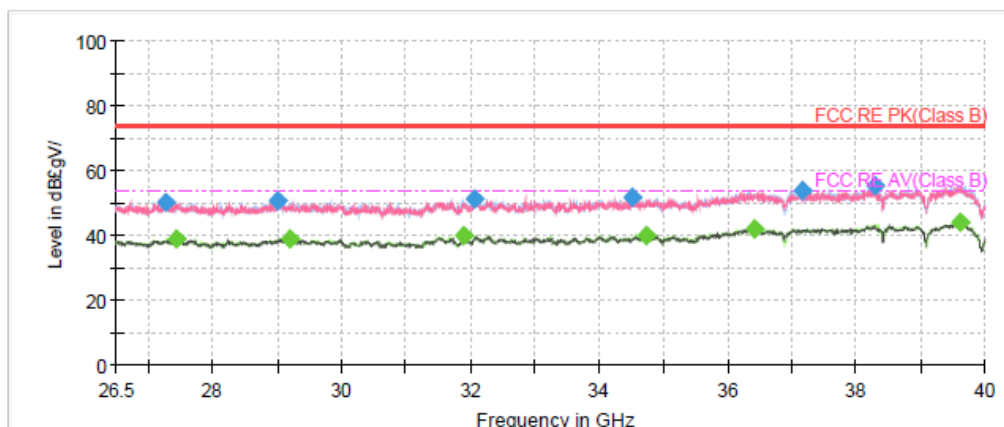
Frequency (MHz)	MaxPeak (dBμV/m)	Average (dBμV/m)	Limit (dBμV/m)	Margin (dB)	Meas. Time (ms)	Height (cm)	Pol	Azimuth (deg)	Corr. (dB/m)
8965.000000	40.58	---	68.20	27.62	150.0	100.0	V	5.0	5.1
9003.750000	---	32.00	54.00	22.00	150.0	200.0	H	327.0	5.0
9167.500000	---	31.76	54.00	22.24	150.0	100.0	H	346.0	5.1
10351.250000	42.27	---	68.20	25.93	150.0	100.0	V	72.0	6.4
10558.750000	40.89	---	68.20	27.31	150.0	200.0	H	197.0	6.3
10980.000000	---	33.35	54.00	20.65	150.0	200.0	V	57.0	7.1
13012.500000	43.37	---	68.20	24.83	150.0	200.0	V	27.0	10.9
13395.000000	---	34.75	54.00	19.25	150.0	100.0	V	31.0	11.1
15280.000000	46.31	---	68.20	21.89	150.0	200.0	H	197.0	13.3
15391.250000	---	36.87	54.00	17.13	150.0	200.0	H	317.0	13.4
17637.500000	50.77	---	68.20	17.43	150.0	100.0	H	335.0	20.2
17892.500000	---	42.11	54.00	11.89	150.0	200.0	H	291.0	20.5

During the test, the Radiates Emission from 18GHz to 40GHz was performed in all modes with all channels. The test data of the worst-case condition was recorded in this report.



Final Result

Frequency (MHz)	MaxPeak (dBµV/m)	Average (dBµV/m)	Limit (dBµV/m)	Margin (dB)	Meas. Time (ms)	Height (cm)	Pol	Azimuth (deg)	Corr. (dB/m)
18160.437500	---	35.55	54.00	18.45	500.0	100.0	H	106.0	-5.8
18195.500000	47.27	---	74.00	26.73	500.0	100.0	V	223.0	-5.8
20448.000000	---	35.48	54.00	18.52	500.0	100.0	H	242.0	-4.9
20525.562500	48.42	---	74.00	25.58	500.0	100.0	H	170.0	-4.7
21167.312500	---	36.55	54.00	17.45	500.0	200.0	H	207.0	-4.2
21173.687500	47.82	---	74.00	26.18	500.0	200.0	V	18.0	-4.3
22545.375000	48.33	---	74.00	25.67	500.0	200.0	V	71.0	-3.4
22545.375000	---	37.07	54.00	16.93	500.0	100.0	V	257.0	-3.4
24825.500000	---	36.61	54.00	17.39	500.0	200.0	H	272.0	-2.8
24841.437500	48.10	---	74.00	25.90	500.0	100.0	H	180.0	-2.8
25435.375000	48.17	---	74.00	25.83	500.0	100.0	H	185.0	-2.6
25740.312500	---	36.83	54.00	17.17	500.0	100.0	V	195.0	-2.4



Final Result

Frequency (MHz)	MaxPeak (dBµV/m)	Average (dBµV/m)	Limit (dBµV/m)	Margin (dB)	Meas. Time (ms)	Height (cm)	Pol	Azimuth (deg)	Corr. (dB/m)
27269.500000	50.46	---	74.00	23.54	500.0	100.0	V	283.0	-0.5
27434.875000	---	39.00	54.00	15.00	500.0	200.0	V	14.0	-0.4
28995.812500	50.71	---	74.00	23.29	500.0	200.0	H	207.0	0.0
29189.875000	---	39.07	54.00	14.93	500.0	200.0	H	285.0	0.0
31913.500000	---	39.81	54.00	14.19	500.0	200.0	V	80.0	-1.1
32072.125000	51.04	---	74.00	22.96	500.0	100.0	V	334.0	-0.8
34525.750000	51.55	---	74.00	22.45	500.0	100.0	H	132.0	0.8
34746.812500	---	40.07	54.00	13.93	500.0	200.0	H	332.0	1.1
36430.937500	---	42.17	54.00	11.83	500.0	200.0	H	0.0	4.2
37163.312500	53.76	---	74.00	20.24	500.0	200.0	H	236.0	3.5
38297.312500	55.44	---	74.00	18.56	500.0	100.0	H	46.0	5.2
39620.312500	---	44.09	54.00	9.91	500.0	200.0	H	11.0	4.3

5.6. Conducted Emission

Ambient condition

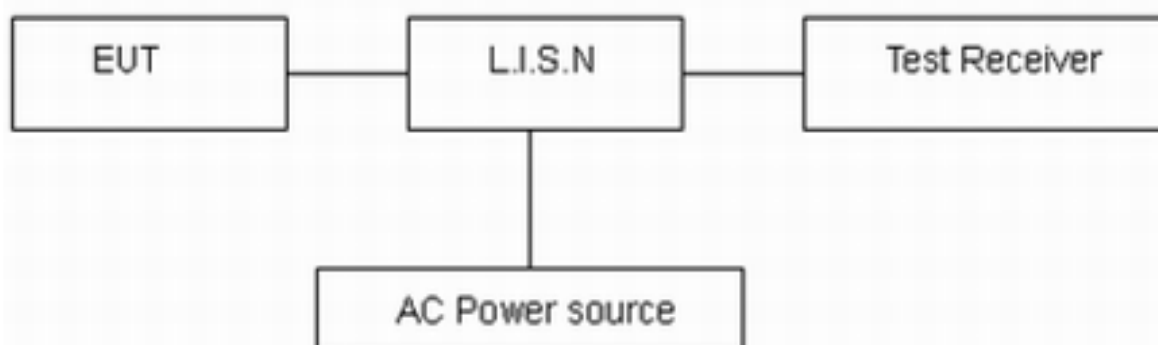
Temperature	Relative humidity	Pressure
15°C ~ 35°C	20% ~ 80%	86 kPa ~ 106 kPa

Methods of Measurement

The EUT IS placed on a non-metallic table of 80cm height above the horizontal metal reference ground plane. During the test, the EUT was operating in its typical mode. The test method is according to ANSI C63.10. Connect the AC power line of the EUT to the LISN Use EMI receiver to detect the average and Quasi-peak value. RBW is set to 9kHz, VBW is set to 30kHz The measurement result should include both L line and N line.

The test is in transmitting mode.

Test Setup



Note: AC Power source is used to change the voltage 110V/60Hz.

Limits

Frequency (MHz)	Conducted Limits(dBμV)	
	Quasi-peak	Average
0.15 - 0.5	66 to 56 *	56 to 46*
0.5 - 5	56	46
5 - 30	60	50

*: Decreases with the logarithm of the frequency.

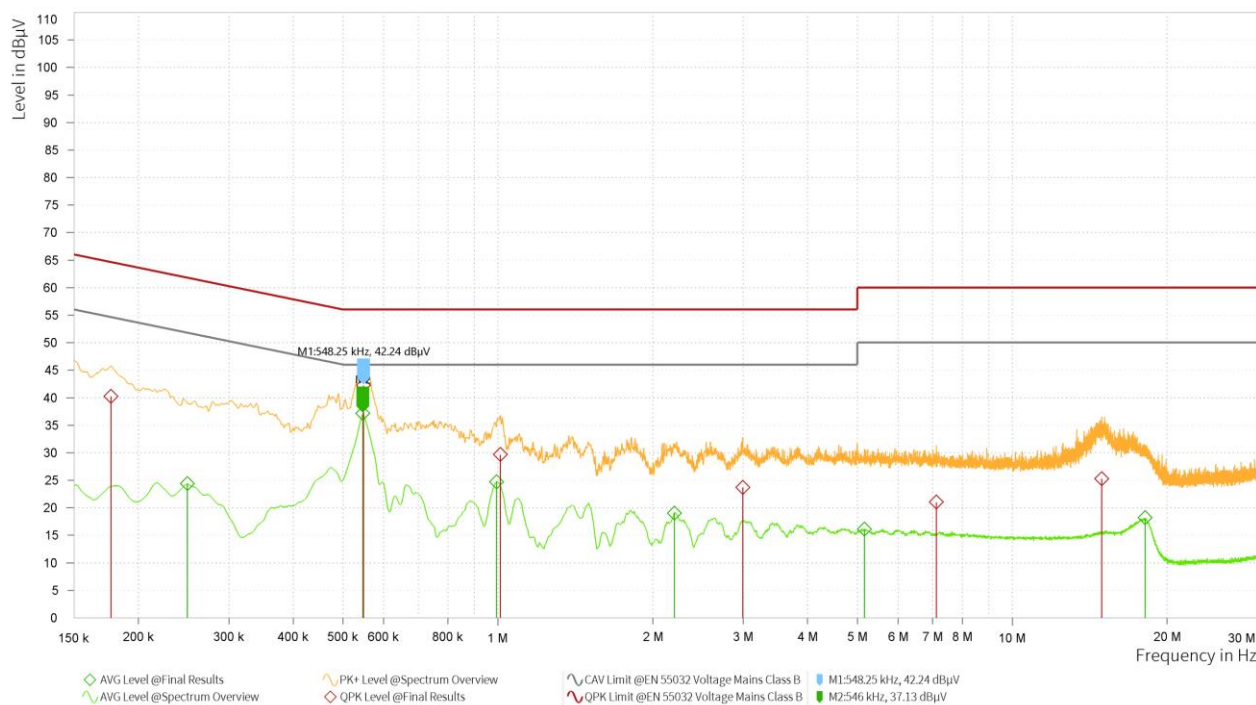
Measurement Uncertainty

The assessed measurement uncertainty to ensure 95% confidence level for the normal distribution is with the coverage factor $k = 1.96$, $U = 2.69$ dB.

Test Results:

Following plots, Blue trace uses the peak detection and Green trace uses the average detection.

During the test, the Conducted Emission was performed in all modes with all channels. The test data of the worst-case condition was recorded in this report.

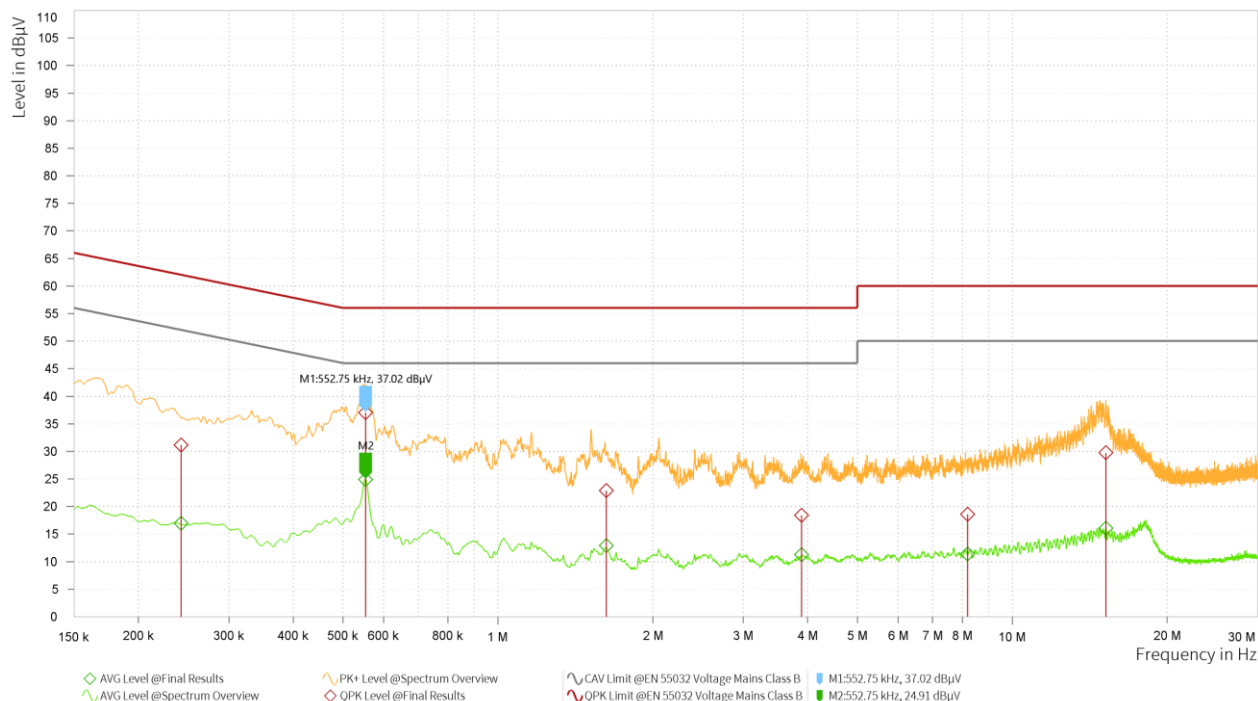


EMI Final Results

Rg	Frequency [MHz]	QPK Level [dBμV]	QPK Limit [dBμV]	QPK Margin [dB]	AVG Level [dBμV]	AVG: CAV Limit [dBμV]	AVG Margin [dB]	Correction [dB]	Line	Meas. BW [kHz]	Meas. Time [s]
1	0.177	40.24	64.63	24.38				21.03	L1	9.000	1.000
1	0.249				24.40	51.79	27.39	20.98	L1	9.000	1.000
1	0.546				37.13	46.00	8.87	20.73	L1	9.000	1.000
1	0.548	42.24	56.00	13.76				20.73	L1	9.000	1.000
1	0.994				24.70	46.00	21.30	20.17	L1	9.000	1.000
1	1.012	29.67	56.00	26.33				20.15	L1	9.000	1.000
1	2.202				19.04	46.00	26.96	19.60	L1	9.000	1.000
1	2.992	23.70	56.00	32.30				19.49	L1	9.000	1.000
1	5.163				16.08	50.00	33.92	19.40	L1	9.000	1.000
1	7.121	21.01	60.00	38.99				19.41	L1	9.000	1.000
1	14.917	25.26	60.00	34.74				19.50	L1	9.000	1.000
1	18.112				18.17	50.00	31.83	19.60	L1	9.000	1.000

Remark: Correct factor=cable loss + LISN factor

L line Conducted Emission from 150 kHz to 30 MHz



EMI Final Results

Rg	Frequency [MHz]	QPK Level [dBμV]	QPK Limit [dBμV]	QPK Margin [dB]	AVG Level [dBμV]	AVG: CAV Limit [dBμV]	AVG Margin [dB]	Correction [dB]	Line	Meas. BW [kHz]	Meas. Time [s]
1	0.242	31.15	62.02	30.87	16.95	52.02	35.06	20.99	N	9.000	1.000
1	0.553	37.02	56.00	18.98	24.91	46.00	21.09	20.73	N	9.000	1.000
1	1.624	22.88	56.00	33.12	12.91	46.00	33.09	19.79	N	9.000	1.000
1	3.892	18.38	56.00	37.62	11.22	46.00	34.78	19.44	N	9.000	1.000
1	8.189	18.58	60.00	41.42	11.35	50.00	38.65	19.42	N	9.000	1.000
1	15.205	29.74	60.00	30.26	16.04	50.00	33.96	19.54	N	9.000	1.000

Remark: Correct factor=cable loss + LISN factor

N line Conducted Emission from 150 kHz to 30 MHz

6. Main Test Instruments

Name	Manufacturer	Type	Serial Number	Calibration Date	Expiration Date
Power Sensor	R&S	NRP18S	101954	2024-05-07	2025-05-06
Signal Analyzer	KEYSIGHT	N9020A	MY51330870	2024-05-07	2025-05-06
DC Power Supply	UNI-T	UTP1306S+	2205D0517426	2024-12-02	2025-12-01
Climate Chamber	ESPEC	SU-242	93000506	2024-12-02	2025-12-01
Attenuator	HASCO	HA18A-10	0003	/	/
EMI Test Receiver	R&S	ESCI3	100948	2024-05-07	2025-05-06
Loop Antenna	SCHWARZBECK	FMZB1519	1519-047	2023-04-16	2026-04-15
EMI Test Receiver	R&S	ESR	102389	2024-05-07	2025-05-06
Signal Analyzer	R&S	FSV40	101298	2024-05-07	2025-05-06
TRILOG Broadband Antenna	SCHWARZBECK	VULB 9163	01111	2022-10-25	2025-10-24
Horn Antenna	R&S	HF 907	102723	2023-11-24	2026-11-23
Amplifier	R&S	SCU18	10034	2024-05-08	2025-05-07
Horn Antenna	ETS-Lindgren	3160-09	00102643	2024-09-24	2027-09-23
Horn Antenna	STEATITE	QSH-SL-26-40-K-15	16779	2023-01-17	2026-01-16
Amplifier	MicroWave	KLNA-18040050	220826001	2024-05-08	2025-05-07
Software	R&S	EMC32	9.26.01	/	/
Artificial main network	R&S	ENV216	102191	2024-12-02	2026-12-01
EMI Test Receiver	R&S	ESR	101667	2024-05-07	2025-05-06
Software	R&S	EMC32	10.35.10	/	/

ANNEX A: The EUT Appearance

The EUT Appearance are submitted separately.

ANNEX B: Test Setup Photos

The Test Setup Photos are submitted separately.

***** END OF REPORT *****