




## SAR Test Setup




Picture 1: Back Side, the distance from EUT to the bottom of the Phantom is 10mm



Picture 2: Front Side, the distance from EUT to the bottom of the Phantom is 10mm



Picture 3: Left Edge, the distance from EUT to the bottom of the Phantom is 10mm




Picture 4: Right Edge, the distance from EUT to the bottom of the Phantom is 10mm







Picture 5: Top Edge, the distance from EUT to the bottom of the Phantom is 10mm



Picture 6: Bottom Edge, the distance from EUT to the bottom of the Phantom is 10mm




Picture 7: Back Side, the distance from EUT to the bottom of the Phantom is 0mm




Picture 8: Front Side, the distance from EUT to the bottom of the Phantom is 0mm







Picture 9: Left Edge, the distance from EUT to the bottom of the Phantom is 0mm



Picture 10: Right Edge, the distance from EUT to the bottom of the Phantom is 0mm



Picture 11: Top Edge, the distance from EUT to the bottom of the Phantom is 0mm



Picture 12: Bottom Edge, the distance from EUT to the bottom of the Phantom is 0mm