Mode	19	
	Band Edge	
	2400-2483.5_802.11ax HE20_CH12_Partial 242/61 RU _2467MHz	
ANT	0+1	
Pol.	Vertical	Fundamental
Peak	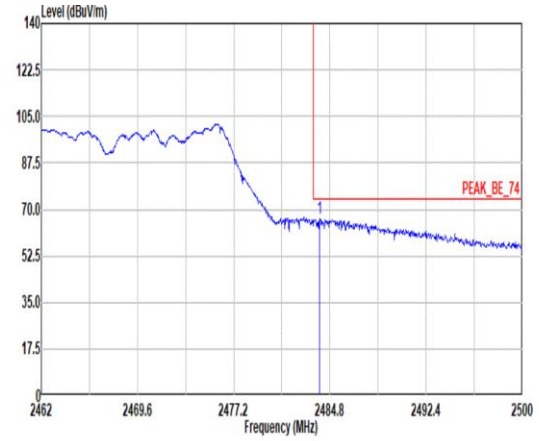 Site : 03CH07-HY Condition: PEAK_BE_74 3m HF_ANT_00075962 VERTICAL : RBW:1000.000kHz VBW:3000.000kHz SWT:Auto Freq Level Limit Line Margin Read Level Ant Factor Cable Loss Preamp Factor Aux Factor APos TPos Remark MHz dBuV/m dBuV/m dB dBuV dB/m dB dB dB cm deg 1 2483.96 66.46 74.00 -7.54 49.76 32.44 8.61 34.28 9.93 249 171 PEAK	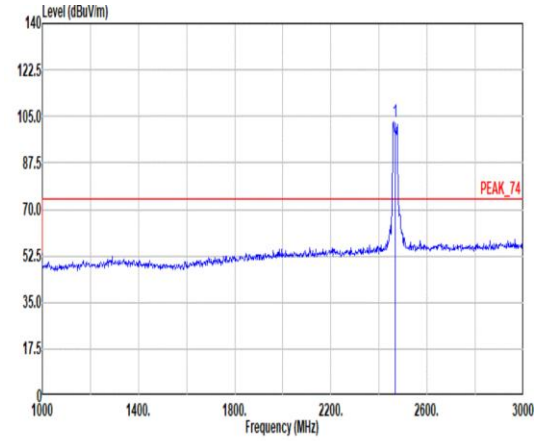 Site : 03CH07-HY Condition: PEAK_74 3m HF_ANT_00075962 VERTICAL : RBW:1000.000kHz VBW:3000.000kHz SWT:Auto Freq Level Limit Line Margin Read Level Ant Factor Cable Loss Preamp Factor Aux Factor APos TPos Remark MHz dBuV/m dBuV/m dB dBuV dB/m dB dB dB cm deg 1 2467.00 102.89 ------ ------ 86.39 32.30 8.57 34.29 9.92 249 171 PEAK
Avg	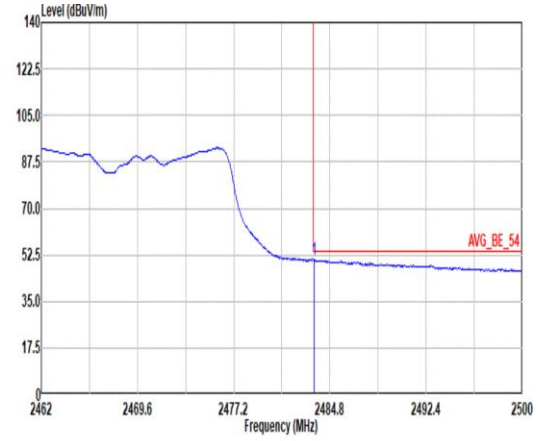 Site : 03CH07-HY Condition: AVG_BE_54 3m HF_ANT_00075962 VERTICAL : RBW:1000.000kHz VBW:2.000kHz SWT:Auto Freq Level Limit Line Margin Read Level Ant Factor Cable Loss Preamp Factor Aux Factor APos TPos Remark MHz dBuV/m dBuV/m dB dBuV dB/m dB dB dB cm deg 1 2483.55 50.80 54.00 -3.20 34.10 32.44 8.61 34.28 9.93 249 171 AVERAGE	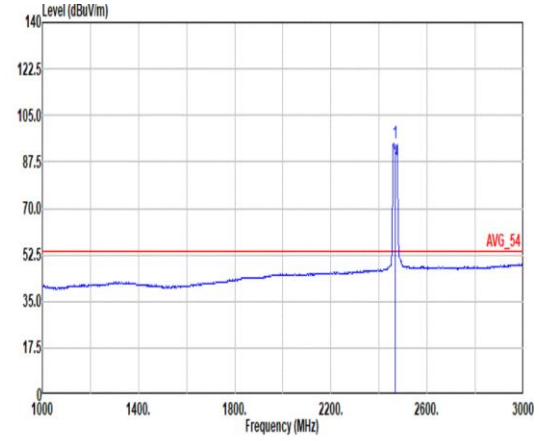 Site : 03CH07-HY Condition: AVG_54 3m HF_ANT_00075962 VERTICAL : RBW:1000.000kHz VBW:2.000kHz SWT:Auto Freq Level Limit Line Margin Read Level Ant Factor Cable Loss Preamp Factor Aux Factor APos TPos Remark MHz dBuV/m dBuV/m dB dBuV dB/m dB dB dB cm deg 1 2467.00 94.33 ------ ------ 77.83 32.30 8.57 34.29 9.92 249 171 AVERAGE

Mode	20	
	Band Edge	
	2400-2483.5_802.11ax HE20_CH13_Partial 242/61 RU _2472MHz	
ANT	0+1	
Pol.	Horizontal	Fundamental
Peak	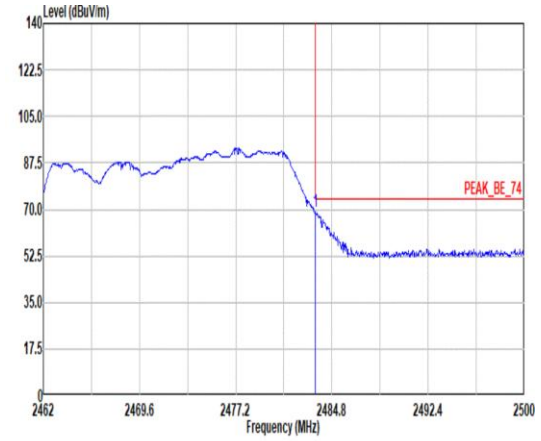 Site : 03CH07-HY Condition: PEAK_BE_74 3m HF_ANT_00075962 HORIZONTAL : RBW:1000.000kHz VBW:3000.000kHz SWT:Auto Freq Level Limit Line Margin Read Level Ant Factor Cable Loss Preamp Factor Aux Factor APos TPos Remark MHz dBuV/m dBuV/m dB dBuV dB/m dB dB dB cm deg 1 2483.51 69.39 74.00 -4.61 52.69 32.44 8.61 34.28 9.93 341 187 PEAK	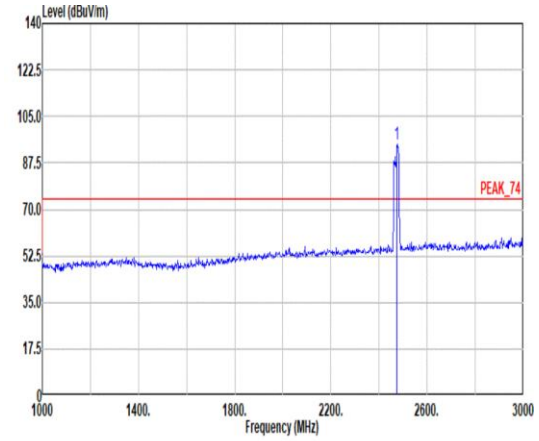 Site : 03CH07-HY Condition: PEAK_74 3m HF_ANT_00075962 HORIZONTAL : RBW:1000.000kHz VBW:3000.000kHz SWT:Auto Freq Level Limit Line Margin Read Level Ant Factor Cable Loss Preamp Factor Aux Factor APos TPos Remark MHz dBuV/m dBuV/m dB dBuV dB/m dB dB dB cm deg 1 2472.00 94.78 ------ ------ 78.13 32.40 8.60 34.28 9.93 341 187 PEAK
Avg	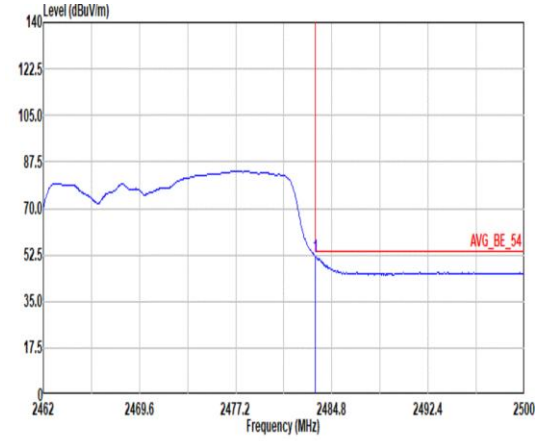 Site : 03CH07-HY Condition: AVG_BE_54 3m HF_ANT_00075962 HORIZONTAL : RBW:1000.000kHz VBW:2.000kHz SWT:Auto Freq Level Limit Line Margin Read Level Ant Factor Cable Loss Preamp Factor Aux Factor APos TPos Remark MHz dBuV/m dBuV/m dB dBuV dB/m dB dB dB cm deg 1 2483.51 51.98 54.00 -2.02 35.28 32.44 8.61 34.28 9.93 341 187 AVERAGE	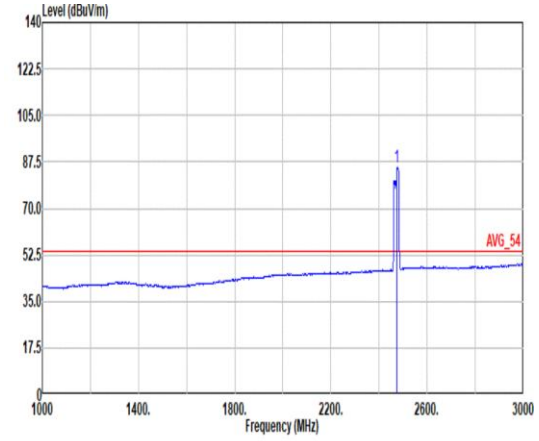 Site : 03CH07-HY Condition: AVG_54 3m HF_ANT_00075962 HORIZONTAL : RBW:1000.000kHz VBW:2.000kHz SWT:Auto Freq Level Limit Line Margin Read Level Ant Factor Cable Loss Preamp Factor Aux Factor APos TPos Remark MHz dBuV/m dBuV/m dB dBuV dB/m dB dB dB cm deg 1 2472.00 85.44 ------ ------ 68.79 32.40 8.60 34.28 9.93 341 187 AVERAGE

Mode	20	
	Band Edge	
	2400-2483.5_802.11ax HE20_CH13_Partial 242/61 RU _2472MHz	
ANT	0+1	
Pol.	Vertical	Fundamental
Peak	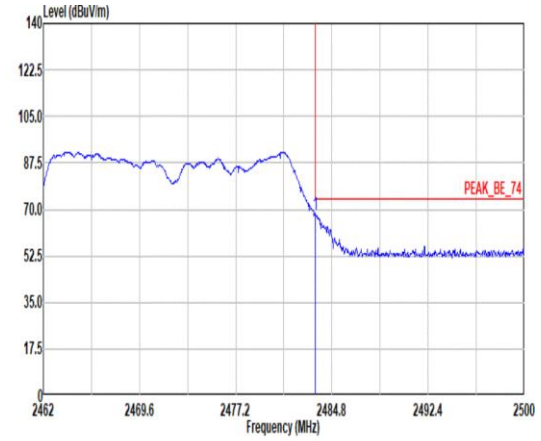 Site : 03CH07-HY Condition: PEAK_BE_74 3m HF_ANT_00075962 VERTICAL : RBW:1000.000kHz VBW:3000.000kHz SWT:Auto Freq Level Limit Line Margin Read Level Ant Factor Cable Loss Preamp Factor Aux Factor APos TPos Remark MHz dBuV/m dBuV/m dB dBuV dB/m dB dB dB cm deg 1 2483.51 68.11 74.00 -5.89 51.41 32.44 8.61 34.28 9.93 325 169 PEAK	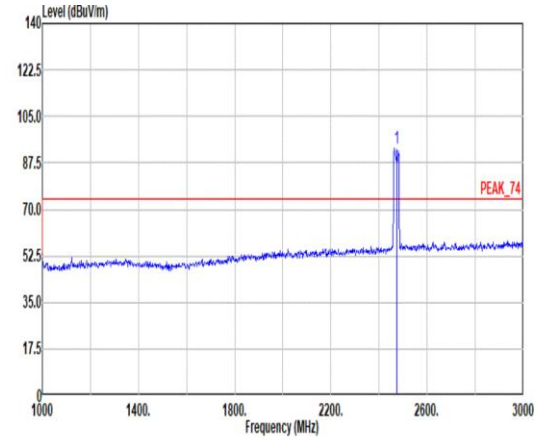 Site : 03CH07-HY Condition: PEAK_74 3m HF_ANT_00075962 VERTICAL : RBW:1000.000kHz VBW:3000.000kHz SWT:Auto Freq Level Limit Line Margin Read Level Ant Factor Cable Loss Preamp Factor Aux Factor APos TPos Remark MHz dBuV/m dBuV/m dB dBuV dB/m dB dB dB cm deg 1 2472.00 93.05 ------ ------ 76.49 32.34 8.58 34.29 9.93 325 169 PEAK
Avg	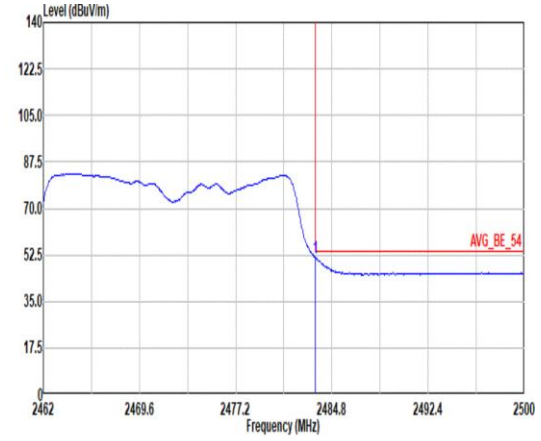 Site : 03CH07-HY Condition: AVG_BE_54 3m HF_ANT_00075962 VERTICAL : RBW:1000.000kHz VBW:2.000kHz SWT:Auto Freq Level Limit Line Margin Read Level Ant Factor Cable Loss Preamp Factor Aux Factor APos TPos Remark MHz dBuV/m dBuV/m dB dBuV dB/m dB dB dB cm deg 1 2483.51 51.34 54.00 -2.66 34.64 32.44 8.61 34.28 9.93 325 169 AVERAGE	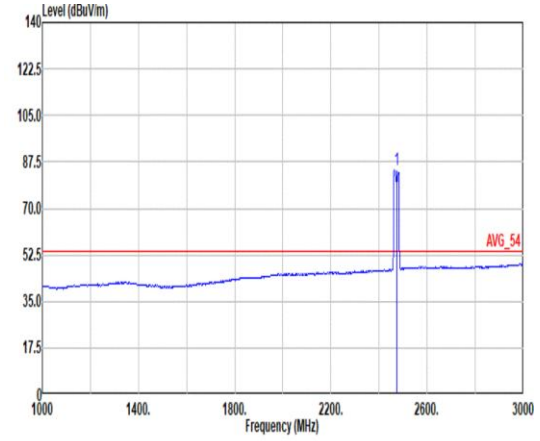 Site : 03CH07-HY Condition: AVG_54 3m HF_ANT_00075962 VERTICAL : RBW:1000.000kHz VBW:2.000kHz SWT:Auto Freq Level Limit Line Margin Read Level Ant Factor Cable Loss Preamp Factor Aux Factor APos TPos Remark MHz dBuV/m dBuV/m dB dBuV dB/m dB dB dB cm deg 1 2472.00 84.41 ------ ------ 67.85 32.34 8.58 34.29 9.93 325 169 AVERAGE

Mode	21	
	Band Edge	
	2400-2483.5_802.11ax HE20_CH01_Partial 26/0 RU _2412MHz	
ANT	0+1	
Pol.	Horizontal	Fundamental
Peak	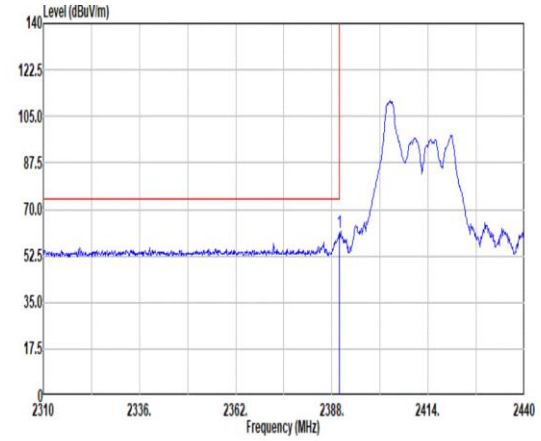 Site : 03CH07-HY Condition: PEAK_BE_74 3m HF_ANT_00075962 HORIZONTAL : RBW:1000.000kHz VBW:3000.000kHz SWT:Auto Freq Level Limit Line Margin Read Level Ant Factor Cable Loss Preamp Factor Aux Factor APos TPos Remark MHz dBuV/m dBuV/m dB dBuV dB/m dB dB dB cm deg 1 2389.95 61.37 74.00 -12.63 45.24 32.10 8.45 34.32 9.90 110 195 PEAK	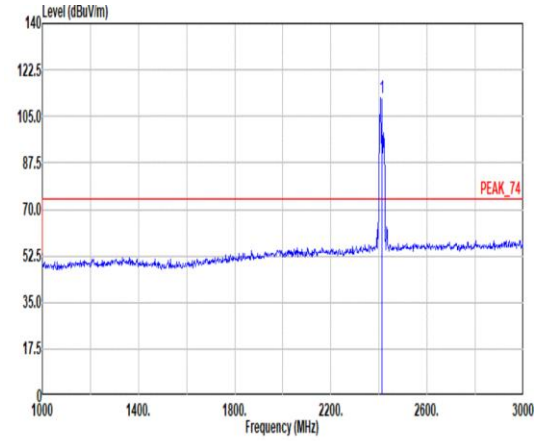 Site : 03CH07-HY Condition: PEAK_74 3m HF_ANT_00075962 HORIZONTAL : RBW:1000.000kHz VBW:3000.000kHz SWT:Auto Freq Level Limit Line Margin Read Level Ant Factor Cable Loss Preamp Factor Aux Factor APos TPos Remark MHz dBuV/m dBuV/m dB dBuV dB/m dB dB dB cm deg 1 2412.00 111.88 ------ ------ 95.71 32.10 8.48 34.31 9.90 110 195 PEAK
Avg	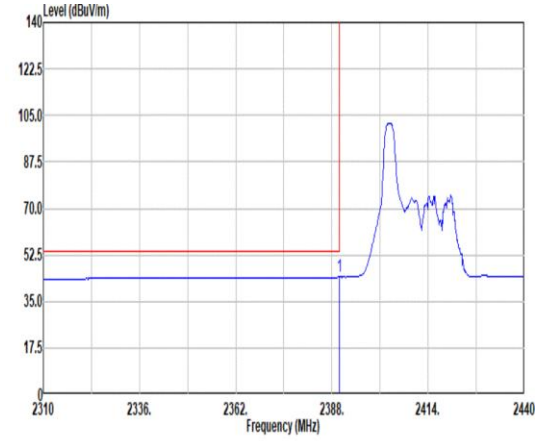 Site : 03CH07-HY Condition: AVG_BE_54 3m HF_ANT_00075962 HORIZONTAL : RBW:1000.000kHz VBW:0.010kHz SWT:Auto Freq Level Limit Line Margin Read Level Ant Factor Cable Loss Preamp Factor Aux Factor APos TPos Remark MHz dBuV/m dBuV/m dB dBuV dB/m dB dB dB cm deg 1 2389.95 44.18 54.00 -9.82 28.05 32.10 8.45 34.32 9.90 110 195 AVERAGE	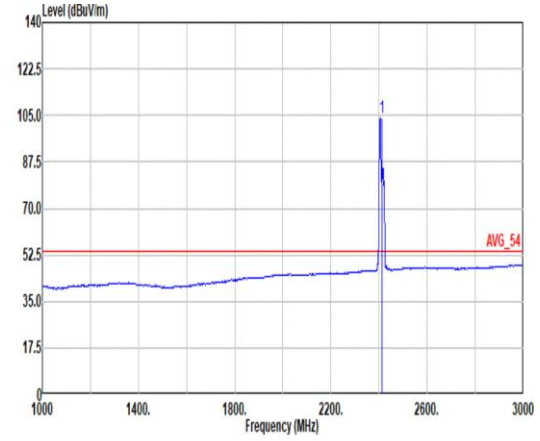 Site : 03CH07-HY Condition: AVG_54 3m HF_ANT_00075962 HORIZONTAL : RBW:1000.000kHz VBW:0.010kHz SWT:Auto Freq Level Limit Line Margin Read Level Ant Factor Cable Loss Preamp Factor Aux Factor APos TPos Remark MHz dBuV/m dBuV/m dB dBuV dB/m dB dB dB cm deg 1 2412.00 103.84 ------ ------ 87.67 32.10 8.48 34.31 9.90 110 195 AVERAGE

Mode	21	
	Band Edge	
	2400-2483.5_802.11ax HE20_CH01_Partial 26/0 RU _2412MHz	
ANT	0+1	
Pol.	Vertical	Fundamental
Peak	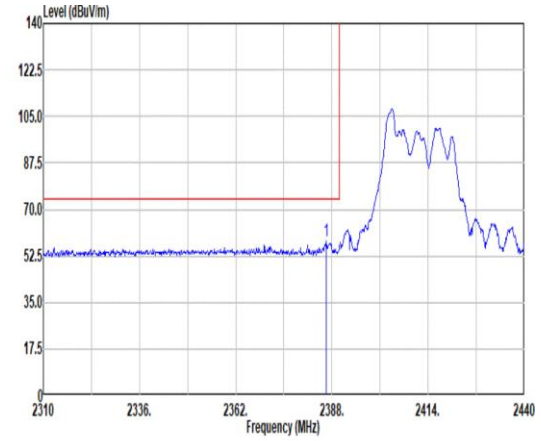 Site : 03CH07-HY Condition: PEAK_BE_74 3m HF_ANT_00075962 VERTICAL : RBW:1000.000kHz VBW:3000.000kHz SWT:Auto Freq Level Limit Line Margin Read Level Ant Factor Cable Loss Preamp Factor Aux Factor APos TPos Remark MHz dBuV/m dBuV/m dB dBuV dB/m dB dB dB cm deg 1 2386.44 57.91 74.00 -16.09 41.78 32.10 8.45 34.32 9.90 179 183 PEAK	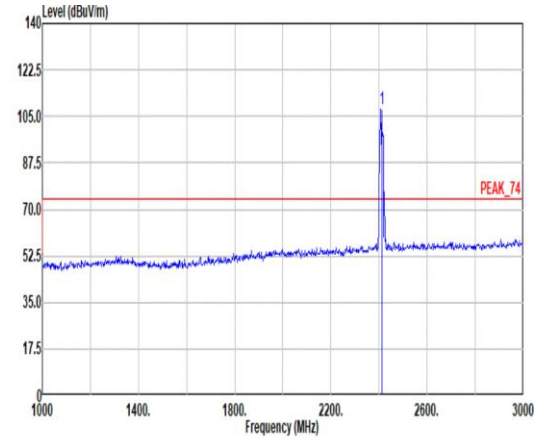 Site : 03CH07-HY Condition: PEAK_74 3m HF_ANT_00075962 VERTICAL : RBW:1000.000kHz VBW:3000.000kHz SWT:Auto Freq Level Limit Line Margin Read Level Ant Factor Cable Loss Preamp Factor Aux Factor APos TPos Remark MHz dBuV/m dBuV/m dB dBuV dB/m dB dB dB cm deg 1 2412.00 107.79 ------ ------ 91.62 32.10 8.48 34.31 9.90 179 183 PEAK
Avg	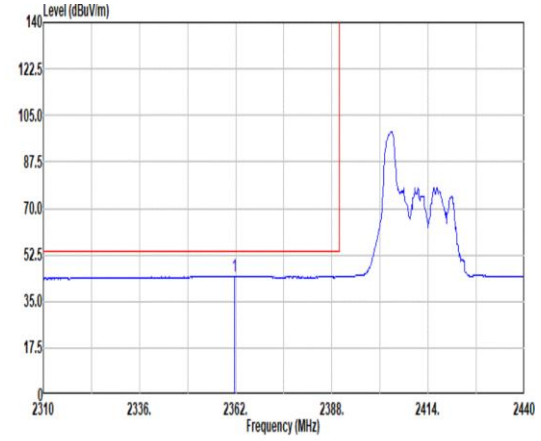 Site : 03CH07-HY Condition: AVG_BE_54 3m HF_ANT_00075962 VERTICAL : RBW:1000.000kHz VBW:0.010kHz SWT:Auto Freq Level Limit Line Margin Read Level Ant Factor Cable Loss Preamp Factor Aux Factor APos TPos Remark MHz dBuV/m dBuV/m dB dBuV dB/m dB dB dB cm deg 1 2361.61 44.53 54.00 -9.47 28.56 32.00 8.40 34.33 9.90 179 183 AVERAGE	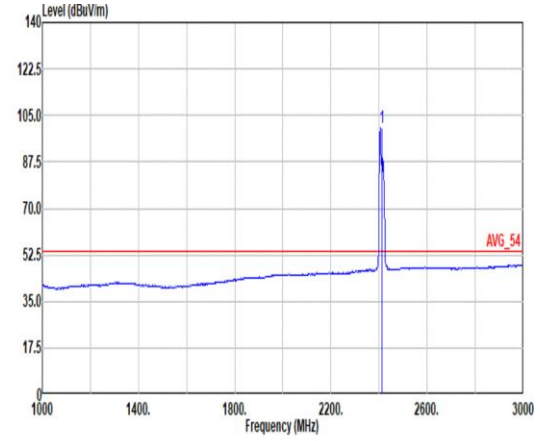 Site : 03CH07-HY Condition: AVG_54 3m HF_ANT_00075962 VERTICAL : RBW:1000.000kHz VBW:0.010kHz SWT:Auto Freq Level Limit Line Margin Read Level Ant Factor Cable Loss Preamp Factor Aux Factor APos TPos Remark MHz dBuV/m dBuV/m dB dBuV dB/m dB dB dB cm deg 1 2412.00 100.25 ------ ------ 84.08 32.10 8.48 34.31 9.90 179 183 AVERAGE

Mode	21	
	Harmonic	
	2400-2483.5_802.11ax HE20_CH01_Partial 26/0 RU _2412MHz	
ANT	0+1	
Pol.	Horizontal	Vertical
Peak Avg	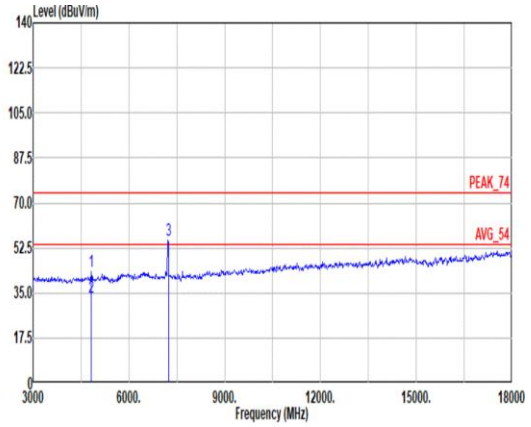 Site : 03CH07-HY Condition: PEAK_74 3m HF_ANT_00075962 HORIZONTAL Freq Level Limit Line Margin Read Level Ant Factor Cable Loss Preamp Factor Aux Factor APos TPos Remark MHz dBuV/m dBuV/m dB dBuV dB/m dB dB dB cm deg 1 4824.00 43.09 74.00 -30.91 55.11 34.25 11.90 59.14 0.97 300 239 PEAK 2 4824.00 33.08 54.00 -20.92 45.10 34.25 11.90 59.14 0.97 300 239 Average 3 7236.00 55.29 ------ ------ 61.64 35.80 14.48 57.64 1.01 -- -- Peak	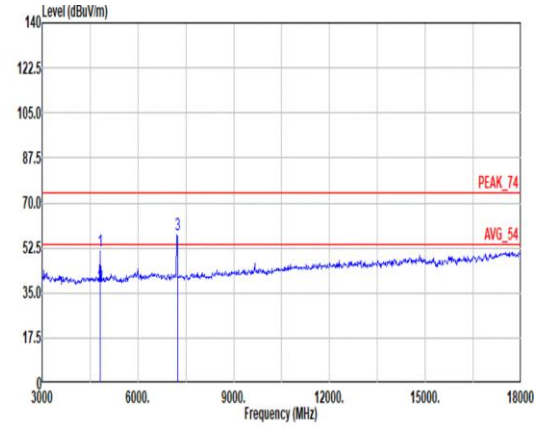 Site : 03CH07-HY Condition: PEAK_74 3m HF_ANT_00075962 VERTICAL Freq Level Limit Line Margin Read Level Ant Factor Cable Loss Preamp Factor Aux Factor APos TPos Remark MHz dBuV/m dBuV/m dB dBuV dB/m dB dB dB cm deg 1 4824.00 51.03 74.00 -22.97 63.05 34.25 11.90 59.14 0.97 242 185 PEAK 2 4824.00 37.73 54.00 -16.27 49.75 34.25 11.90 59.14 0.97 242 185 Average 3 7236.00 57.76 ------ ------ 64.11 35.80 14.48 57.64 1.01 -- -- Peak

Remark: 7236MHz is not within the restricted bands. The spurious emission level is at least 30dB below the fundamental signal level in any 100kHz bandwidth.

Mode	21	
	Harmonic	
	2400-2483.5_802.11ax HE20_CH01_Partial 26/0 RU _2412MHz	
ANT	0+1	
Pol.	Horizontal	Vertical
14.47G ~14.5G Avg	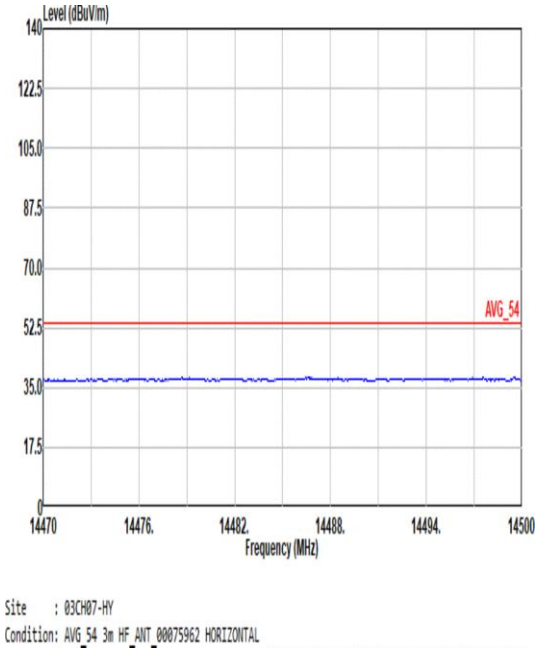	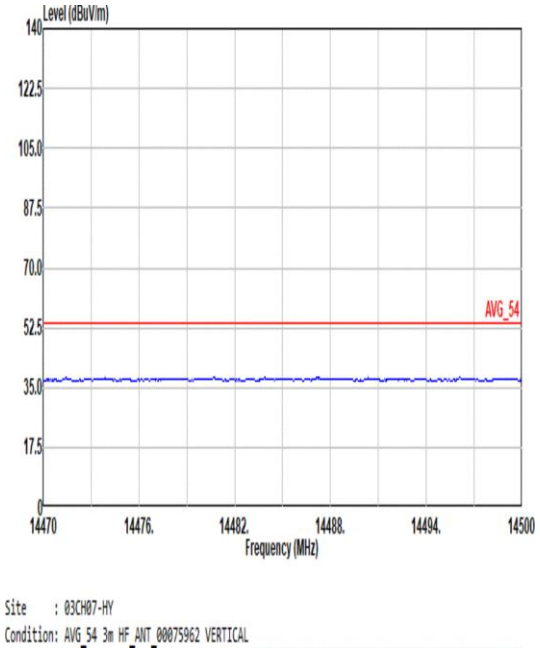
17.7G ~18G Avg	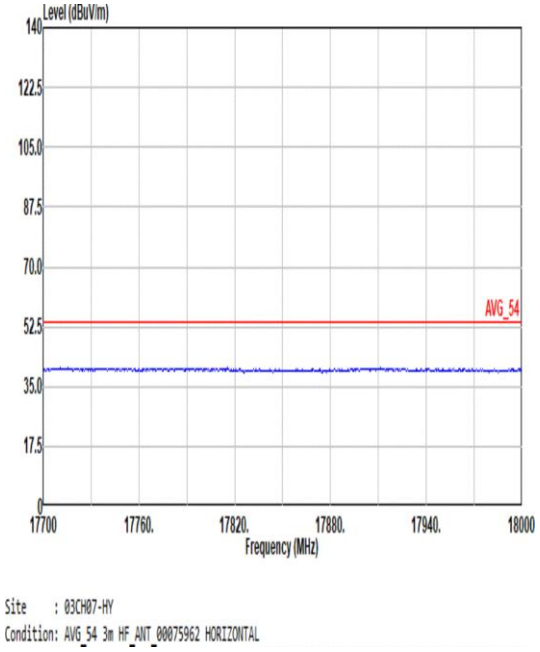	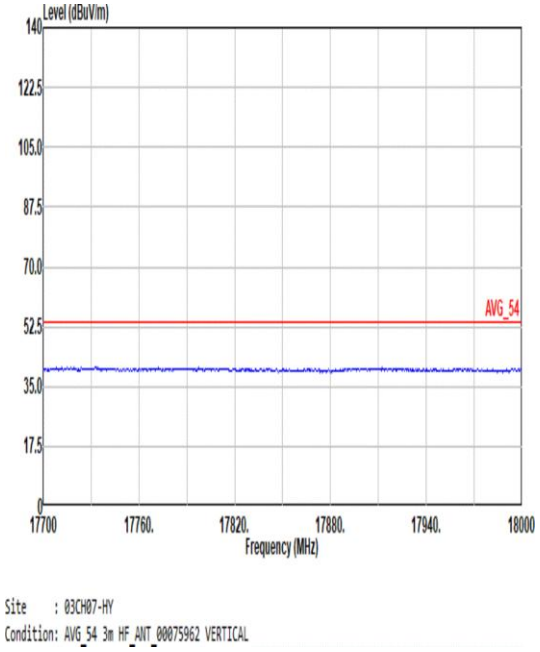

Mode	22	
	Band Edge - L	
	2400-2483.5_802.11ax HE20_CH06_Partial 26/4 RU _2437MHz	
ANT	0+1	
Pol.	Horizontal	Fundamental
Peak	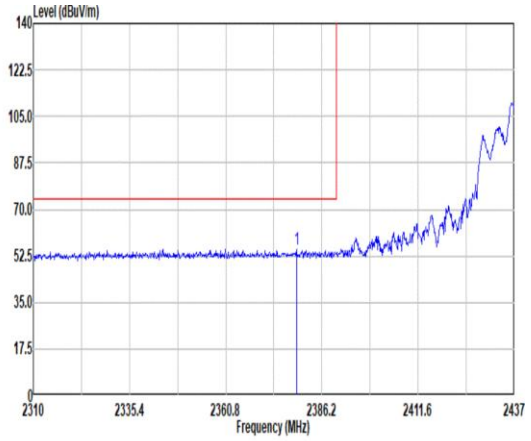 Site : 03CH07-HY Condition: PEAK_BE_74 3m HF_ANT_00075962 HORIZONTAL : RBW:1000.000kHz VBW:3000.000kHz SWT:Auto Freq Level Limit Line Margin Read Level Ant Factor Cable Loss Preamp Factor Aux Factor APos TPos Remark MHz dBuV/m dBuV/m dB dBuV dB/m dB dB dB cm deg 1 2379.47 54.83 74.00 -19.17 38.72 32.09 8.44 34.32 9.90 107 169 PEAK	Blank
Avg	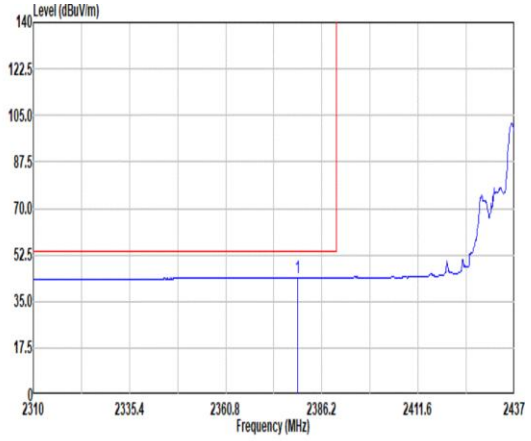 Site : 03CH07-HY Condition: AVG_BE_54 3m HF_ANT_00075962 HORIZONTAL : RBW:1000.000kHz VBW:0.010kHz SWT:Auto Freq Level Limit Line Margin Read Level Ant Factor Cable Loss Preamp Factor Aux Factor APos TPos Remark MHz dBuV/m dBuV/m dB dBuV dB/m dB dB dB cm deg 1 2379.85 43.98 54.00 -10.02 27.86 32.10 8.44 34.32 9.90 107 169 AVERAGE	Blank

Mode	22	
	Band Edge - R	
	2400-2483.5_802.11ax HE20_CH06_Partial 26/4 RU _2437MHz	
ANT	0+1	
Pol.	Horizontal	Fundamental
Peak	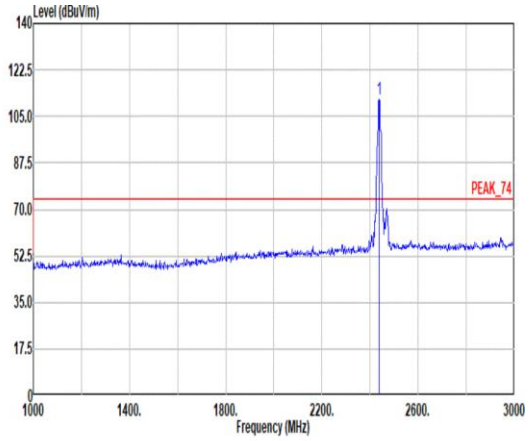 Site : 03CH07-HY Condition: PEAK_74 3m HF_ANT_00075962 HORIZONTAL : RBW:1000.000kHz VBW:3000.000kHz SWT:Auto Freq Level Limit Line Margin Read Level Ant Factor Cable Loss Preamp Factor Aux Factor APos TPos Remark MHz dBuV/m dBuV/m dB dBuV dB/m dB dB dB cm deg 1 2437.00 111.39 74.00 37.39 95.05 32.20 8.53 34.30 9.91 107 169 PEAK	Blank
Avg	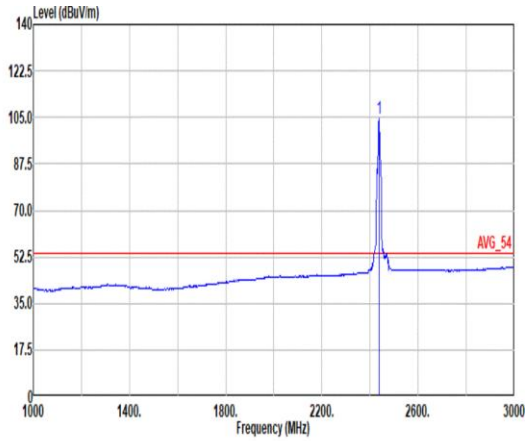 Site : 03CH07-HY Condition: AVG_54 3m HF_ANT_00075962 HORIZONTAL : RBW:1000.000kHz VBW:0.010kHz SWT:Auto Freq Level Limit Line Margin Read Level Ant Factor Cable Loss Preamp Factor Aux Factor APos TPos Remark MHz dBuV/m dBuV/m dB dBuV dB/m dB dB dB cm deg 1 2437.00 104.55 54.00 50.55 88.21 32.20 8.53 34.30 9.91 107 169 AVERAGE	Blank

Mode	22	
	Band Edge - L	
	2400-2483.5_802.11ax HE20_CH06_Partial 26/4 RU _2437MHz	
ANT	0+1	
Pol.	Vertical	Fundamental
Peak	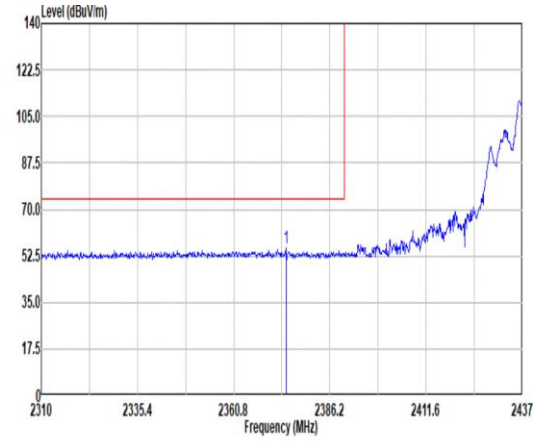 Site : 03CH07-HY Condition: PEAK_BE_74 3m HF_ANT_00075962 VERTICAL : RBW:1000.000kHz VBW:3000.000kHz SWT:Auto Freq Level Limit Line Margin Read Level Ant Factor Cable Loss Preamp Factor Aux Factor APos TPos Remark MHz dBuV/m dBuV/m dB dBuV dB/m dB dB dB cm deg 1 2374.64 55.43 74.00 -18.57 39.38 32.05 8.43 34.33 9.90 100 190 PEAK	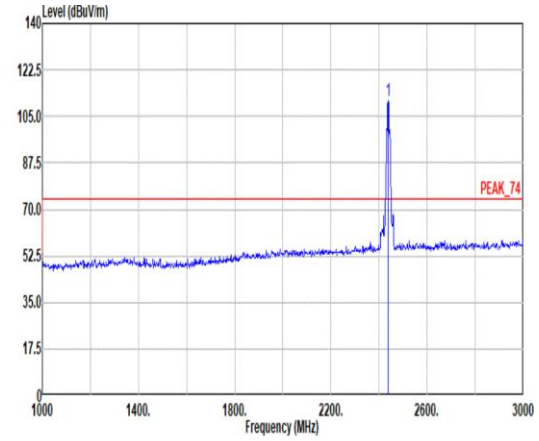 Site : 03CH07-HY Condition: PEAK_74 3m HF_ANT_00075962 VERTICAL : RBW:1000.000kHz VBW:3000.000kHz SWT:Auto Freq Level Limit Line Margin Read Level Ant Factor Cable Loss Preamp Factor Aux Factor APos TPos Remark MHz dBuV/m dBuV/m dB dBuV dB/m dB dB dB cm deg 1 2437.00 111.01 ------ ------ 94.66 32.20 8.53 34.30 9.92 100 190 PEAK
Avg	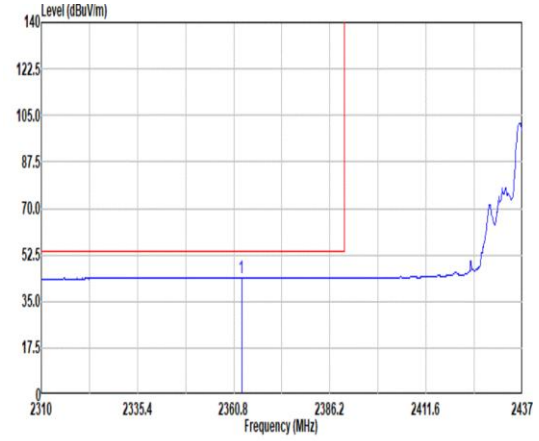 Site : 03CH07-HY Condition: AVG_BE_54 3m HF_ANT_00075962 VERTICAL : RBW:1000.000kHz VBW:0.010kHz SWT:Auto Freq Level Limit Line Margin Read Level Ant Factor Cable Loss Preamp Factor Aux Factor APos TPos Remark MHz dBuV/m dBuV/m dB dBuV dB/m dB dB dB cm deg 1 2362.83 44.03 54.00 -9.97 28.05 32.00 8.41 34.33 9.90 100 190 AVERAGE	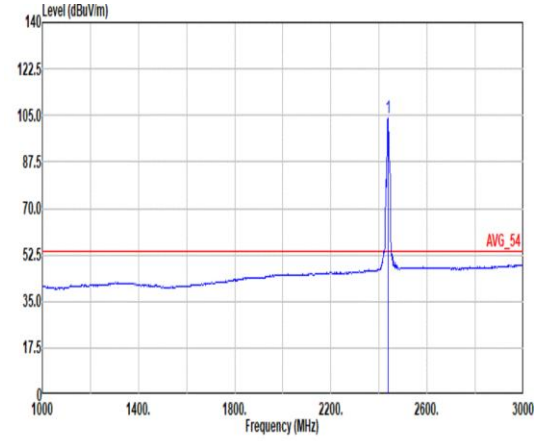 Site : 03CH07-HY Condition: AVG_54 3m HF_ANT_00075962 VERTICAL : RBW:1000.000kHz VBW:0.010kHz SWT:Auto Freq Level Limit Line Margin Read Level Ant Factor Cable Loss Preamp Factor Aux Factor APos TPos Remark MHz dBuV/m dBuV/m dB dBuV dB/m dB dB dB cm deg 1 2437.00 103.90 ------ ------ 87.55 32.20 8.53 34.30 9.92 100 190 AVERAGE

Mode	22	
	Band Edge - R	
	2400-2483.5_802.11ax HE20_CH06_Partial 26/4 RU _2437MHz	
ANT	0+1	
Pol.	Vertical	Fundamental
Peak	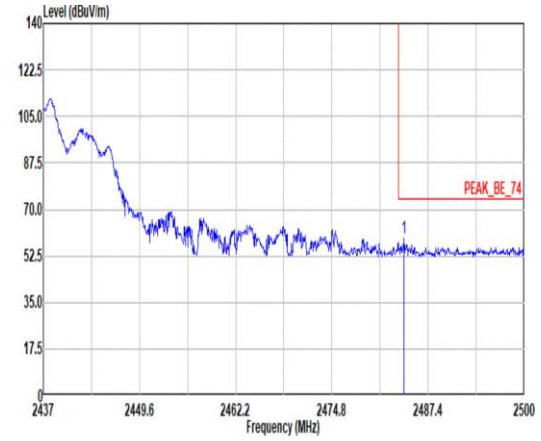 Site : 03CH07-HY Condition: PEAK_BE_74 3m HF_ANT_00075962 VERTICAL : RBW:1000.000kHz VBW:3000.000kHz SWT:Auto Freq Level Limit Line Margin Read Level Ant Factor Cable Loss Preamp Factor Aux Factor APos TPos Remark MHz dBuV/m dBuV/m dB dBuV dB/m dB dB dB cm deg 1 2484.19 59.35 74.00 -14.65 42.65 32.44 8.61 34.28 9.93 100 190 PEAK	Blank
Avg	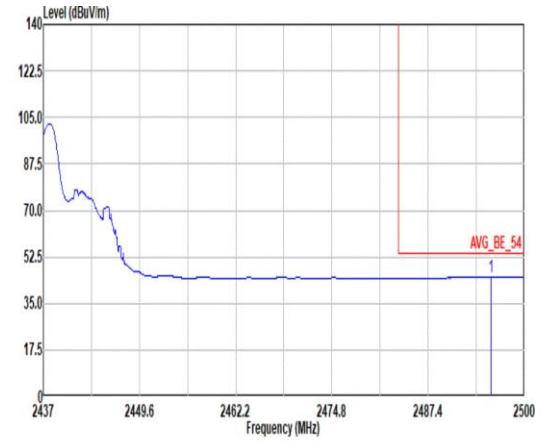 Site : 03CH07-HY Condition: AVG_BE_54 3m HF_ANT_00075962 VERTICAL : RBW:1000.000kHz VBW:0.010kHz SWT:Auto Freq Level Limit Line Margin Read Level Ant Factor Cable Loss Preamp Factor Aux Factor APos TPos Remark MHz dBuV/m dBuV/m dB dBuV dB/m dB dB dB cm deg 1 2495.65 44.83 54.00 -9.17 27.97 32.56 8.63 34.27 9.94 100 190 AVERAGE	Blank

Mode	22	
	Harmonic	
	2400-2483.5_802.11ax HE20_CH06_Partial 26/4 RU _2437MHz	
ANT	0+1	
Pol.	Horizontal	Vertical
Peak Avg	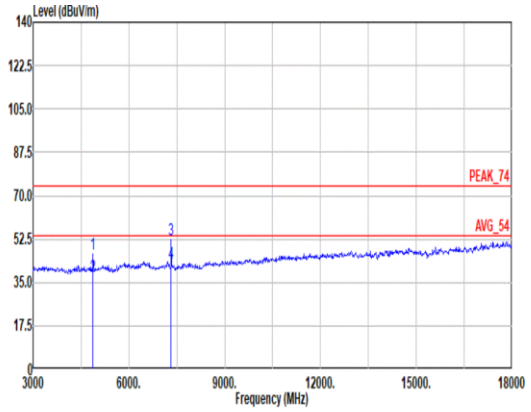 Site : 03CH07-HY Condition: PEAK_74 3m HF_ANT_00075962 HORIZONTAL Freq Level Limit Line Margin Read Level Ant Factor Cable Loss Preamp Factor Aux Factor APos TPos Remark MHz dBuV/m dBuV/m dB dBuV dB/m dB dB dB cm deg 1 4874.00 46.45 74.00 -27.55 58.35 34.20 11.95 59.03 0.98 311 109 PEAK 2 4874.00 37.48 54.00 -16.52 49.38 34.20 11.95 59.03 0.98 311 109 Average 3 7311.00 52.42 74.00 -21.58 58.86 35.70 14.57 57.73 1.02 195 206 PEAK 4 7311.00 42.73 54.00 -11.27 49.17 35.70 14.57 57.73 1.02 195 206 Average	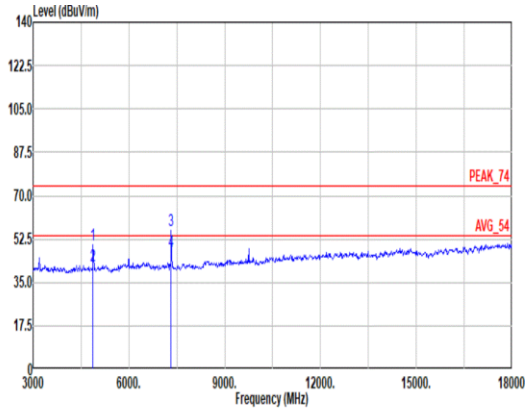 Site : 03CH07-HY Condition: PEAK_74 3m HF_ANT_00075962 VERTICAL Freq Level Limit Line Margin Read Level Ant Factor Cable Loss Preamp Factor Aux Factor APos TPos Remark MHz dBuV/m dBuV/m dB dBuV dB/m dB dB dB cm deg 1 4874.00 50.41 74.00 -23.59 62.31 34.20 11.95 59.03 0.98 200 182 PEAK 2 4874.00 41.90 54.00 -12.10 53.80 34.20 11.95 59.03 0.98 200 182 Average 3 7311.00 56.24 74.00 -17.76 62.68 35.70 14.57 57.73 1.02 200 153 PEAK 4 7311.00 47.70 54.00 -6.30 54.14 35.70 14.57 57.73 1.02 200 153 Average

Mode	22	
	Harmonic	
	2400-2483.5_802.11ax HE20_CH06_Partial 26/4 RU _2437MHz	
ANT	0+1	
Pol.	Horizontal	Vertical
14.47G ~14.5G Avg	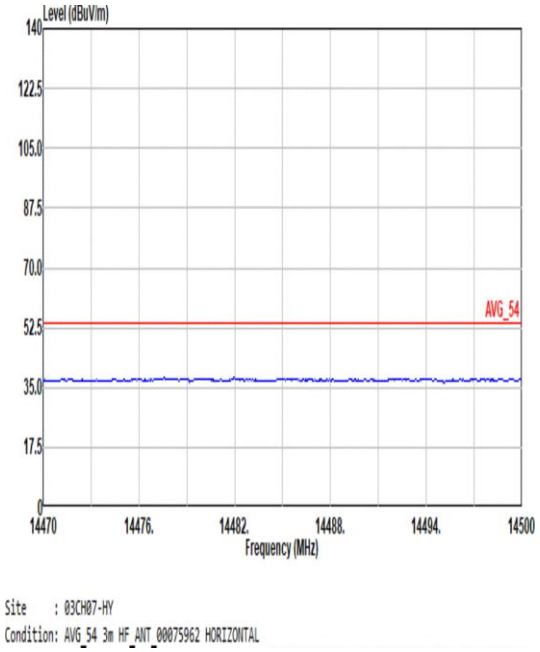	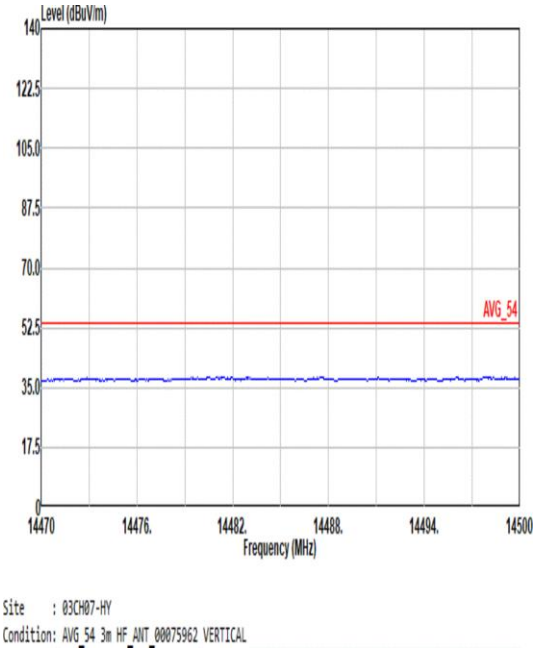
17.7G ~18G Avg	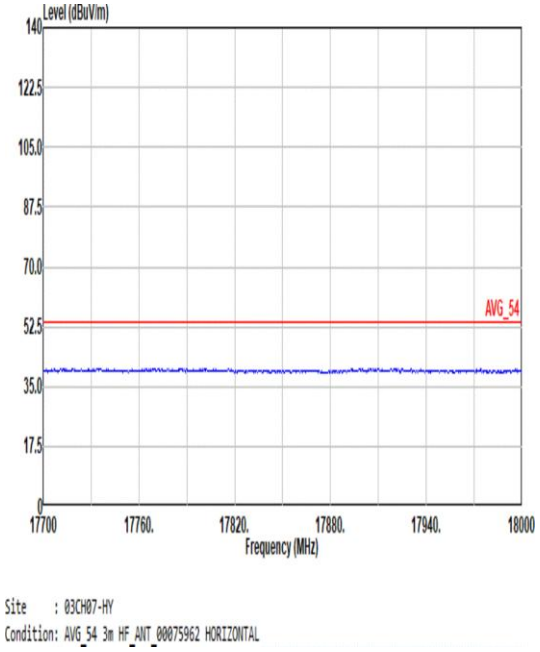	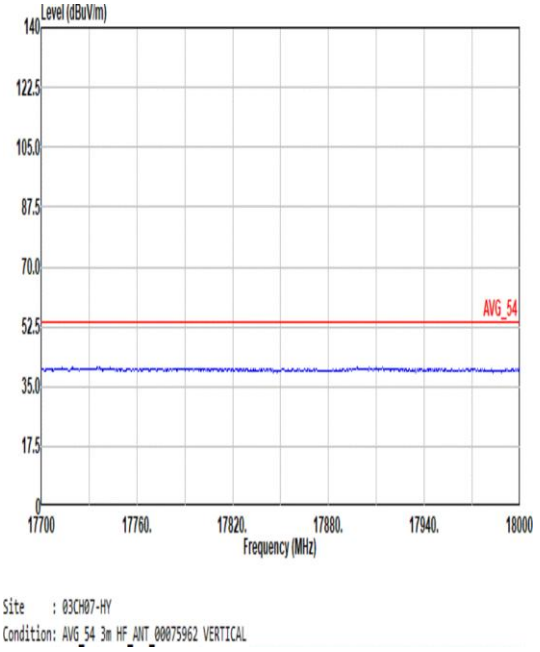

Mode	23	
	Band Edge	
	2400-2483.5_802.11ax HE20_CH11_Partial 26/8 RU _2462MHz	
ANT	0+1	
Pol.	Horizontal	Fundamental
Peak	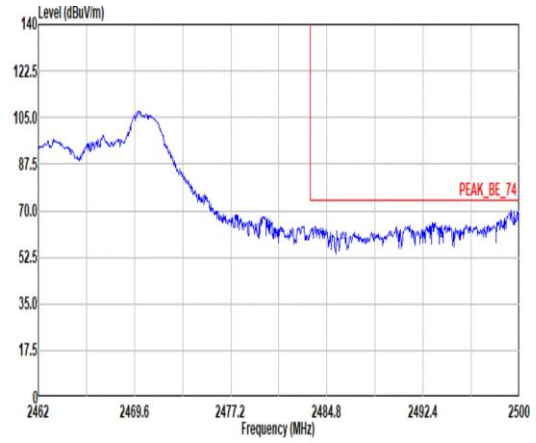 Site : 03CH07-HY Condition: PEAK_BE_74 3m HF_ANT_00075962 HORIZONTAL : RBW:1000.000kHz VBW:3000.000kHz SWT:Auto Freq Level Limit Line Margin Read Level Ant Factor Cable Loss Preamp Factor Aux Factor APos TPos Remark MHz dBuV/m dBuV/m dB dBuV dB/m dB dB dB cm deg 1 2500.00 70.42 74.00 -3.58 53.51 32.60 8.64 34.27 9.94 100 239 PEAK	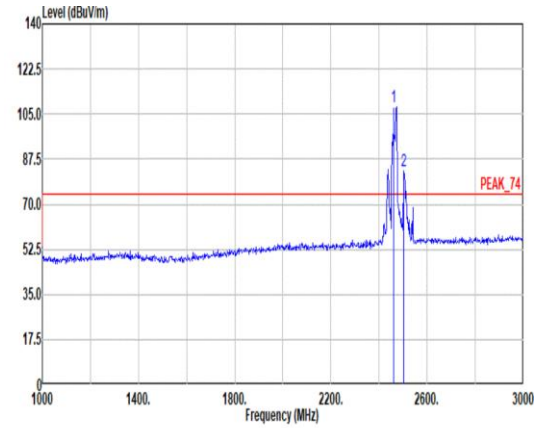 Site : 03CH07-HY Condition: PEAK_74 3m HF_ANT_00075962 HORIZONTAL : RBW:1000.000kHz VBW:3000.000kHz SWT:Auto Freq Level Limit Line Margin Read Level Ant Factor Cable Loss Preamp Factor Aux Factor APos TPos Remark MHz dBuV/m dBuV/m dB dBuV dB/m dB dB dB cm deg 1 2462.00 107.94 ------ ------ 91.41 32.32 8.58 34.29 9.92 100 239 PEAK 2 2504.00 82.80 ------ ------ 65.84 32.64 8.65 34.27 9.94 100 239 PEAK
Avg	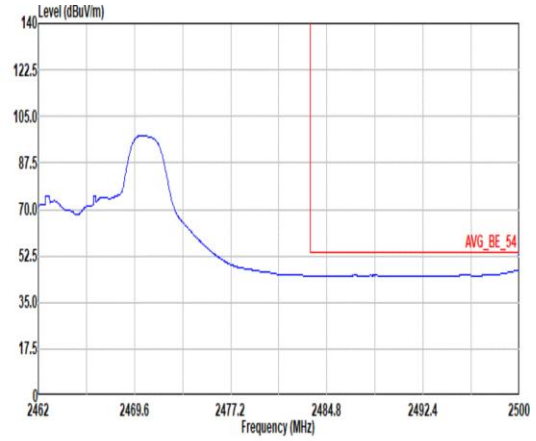 Site : 03CH07-HY Condition: AVG_BE_54 3m HF_ANT_00075962 HORIZONTAL : RBW:1000.000kHz VBW:0.010kHz SWT:Auto Freq Level Limit Line Margin Read Level Ant Factor Cable Loss Preamp Factor Aux Factor APos TPos Remark MHz dBuV/m dBuV/m dB dBuV dB/m dB dB dB cm deg 1 2500.00 47.38 54.00 -6.62 30.47 32.60 8.64 34.27 9.94 100 239 AVERAGE	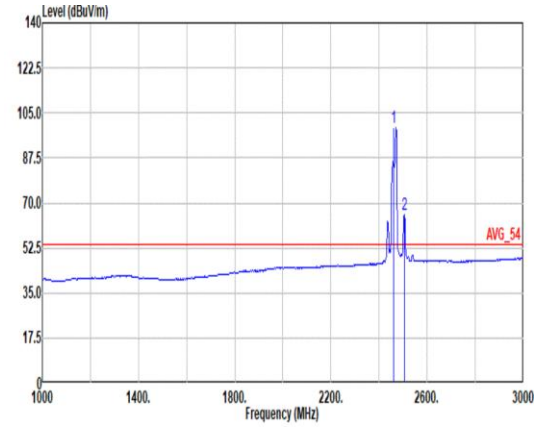 Site : 03CH07-HY Condition: AVG_54 3m HF_ANT_00075962 HORIZONTAL : RBW:1000.000kHz VBW:0.010kHz SWT:Auto Freq Level Limit Line Margin Read Level Ant Factor Cable Loss Preamp Factor Aux Factor APos TPos Remark MHz dBuV/m dBuV/m dB dBuV dB/m dB dB dB cm deg 1 2462.00 99.48 ------ ------ 82.95 32.32 8.58 34.29 9.92 100 239 AVERAGE 2 2506.00 65.27 ------ ------ 48.29 32.66 8.65 34.27 9.94 100 239 AVERAGE

Remark: 2504MHz, 2506MHz are not within the restricted bands. The spurious emission level is at least 30dB below the fundamental signal level in any 100kHz bandwidth.

Mode	23	
	Band Edge	
	2400-2483.5_802.11ax HE20_CH11_Partial 26/8 RU _2462MHz	
ANT	0+1	
Pol.	Vertical	Fundamental
Peak	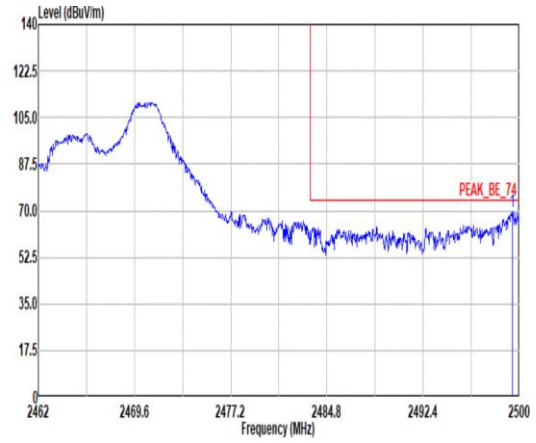 Site : 03CH07-HY Condition: PEAK_BE_74 3m HF_ANT_00075962 VERTICAL : RBW:1000.000kHz VBW:3000.000kHz SWT:Auto Freq Level Limit Line Margin Read Level Ant Factor Cable Loss Preamp Factor Aux Factor APos TPos Remark MHz dBuV/m dBuV/m dB dBuV dB/m dB dB dB cm deg 1 2499.47 69.68 74.00 -4.32 52.78 32.59 8.64 34.27 9.94 168 164 PEAK	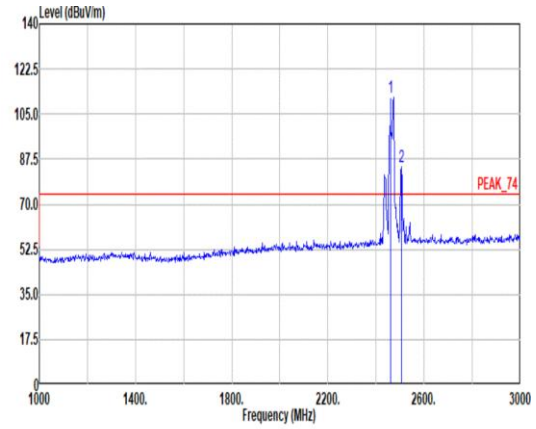 Site : 03CH07-HY Condition: PEAK_74 3m HF_ANT_00075962 VERTICAL : RBW:1000.000kHz VBW:3000.000kHz SWT:Auto Freq Level Limit Line Margin Read Level Ant Factor Cable Loss Preamp Factor Aux Factor APos TPos Remark MHz dBuV/m dBuV/m dB dBuV dB/m dB dB dB cm deg 1 2462.00 111.25 ------ ------ 94.61 32.40 8.59 34.28 9.93 168 164 PEAK 2 2506.00 84.42 ------ ------ 67.44 32.66 8.65 34.27 9.94 168 164 PEAK
Avg	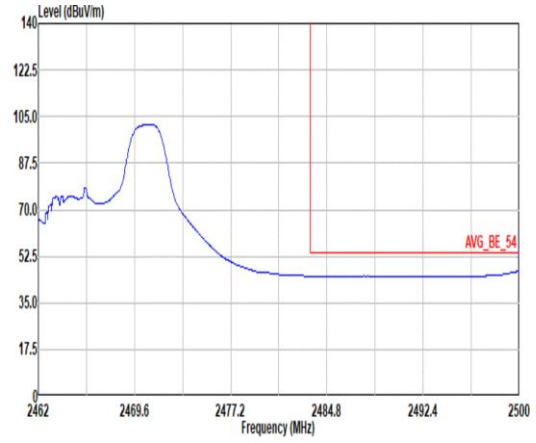 Site : 03CH07-HY Condition: AVG_BE_54 3m HF_ANT_00075962 VERTICAL : RBW:1000.000kHz VBW:0.010kHz SWT:Auto Freq Level Limit Line Margin Read Level Ant Factor Cable Loss Preamp Factor Aux Factor APos TPos Remark MHz dBuV/m dBuV/m dB dBuV dB/m dB dB dB cm deg 1 2500.00 47.05 54.00 -6.95 30.14 32.60 8.64 34.27 9.94 168 164 AVERAGE	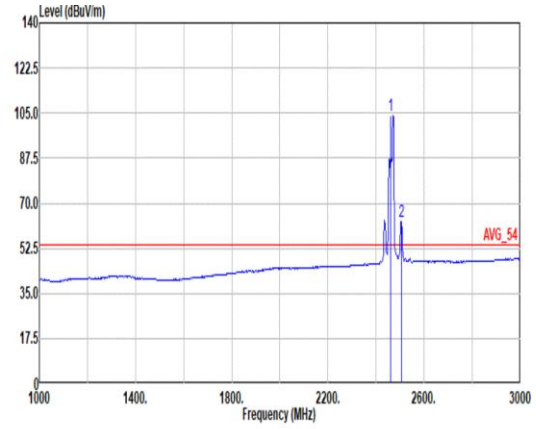 Site : 03CH07-HY Condition: AVG_54 3m HF_ANT_00075962 VERTICAL : RBW:1000.000kHz VBW:0.010kHz SWT:Auto Freq Level Limit Line Margin Read Level Ant Factor Cable Loss Preamp Factor Aux Factor APos TPos Remark MHz dBuV/m dBuV/m dB dBuV dB/m dB dB dB cm deg 1 2462.00 103.91 ------ ------ 87.27 32.40 8.59 34.28 9.93 168 164 AVERAGE 2 2506.00 62.93 ------ ------ 45.95 32.66 8.65 34.27 9.94 168 164 AVERAGE

Remark: 2506MHz is not within the restricted bands. The spurious emission level is at least 30dB below the fundamental signal level in any 100kHz bandwidth.

Mode	23	
	Harmonic	
	2400-2483.5_802.11ax HE20_CH11_Partial 26/8 RU _2462MHz	
ANT	0+1	
Pol.	Horizontal	Vertical
Peak Avg	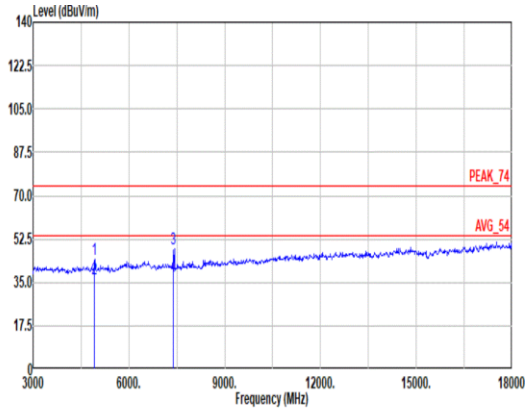 Site : 03CH07-HY Condition: PEAK_74 3m HF_ANT_00075962 HORIZONTAL Freq Level Limit Line Margin Read Level Ant Factor Cable Loss Preamp Factor Aux Factor APos TPos Remark MHz dBuV/m dBuV/m dB dBuV dB/m dB dB dB cm deg 1 4924.00 44.57 74.00 -29.43 56.26 34.25 12.00 58.92 0.98 233 203 Peak 2 4924.00 36.41 54.00 -17.59 48.10 34.25 12.00 58.92 0.98 233 203 Average 3 7386.00 48.51 74.00 -25.49 54.94 35.70 14.66 57.82 1.03 200 212 Peak 4 7386.00 37.25 54.00 -16.75 43.68 35.70 14.66 57.82 1.03 200 212 Average	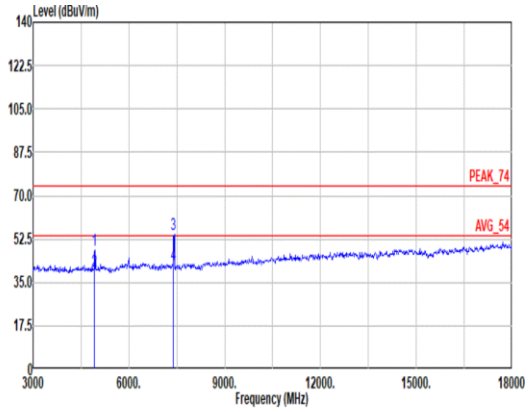 Site : 03CH07-HY Condition: PEAK_74 3m HF_ANT_00075962 VERTICAL Freq Level Limit Line Margin Read Level Ant Factor Cable Loss Preamp Factor Aux Factor APos TPos Remark MHz dBuV/m dBuV/m dB dBuV dB/m dB dB dB cm deg 1 4924.00 47.86 74.00 -26.14 59.55 34.25 12.00 58.92 0.98 100 242 Peak 2 4924.00 39.61 54.00 -14.39 51.30 34.25 12.00 58.92 0.98 100 242 Average 3 7386.00 54.38 74.00 -19.62 60.81 35.70 14.66 57.82 1.03 204 143 Peak 4 7386.00 42.07 54.00 -11.93 48.50 35.70 14.66 57.82 1.03 204 143 Average

Mode	23	
	Harmonic	
	2400-2483.5_802.11ax HE20_CH11_Partial 26/8 RU _2462MHz	
ANT	0+1	
Pol.	Horizontal	Vertical
14.47G ~14.5G Avg	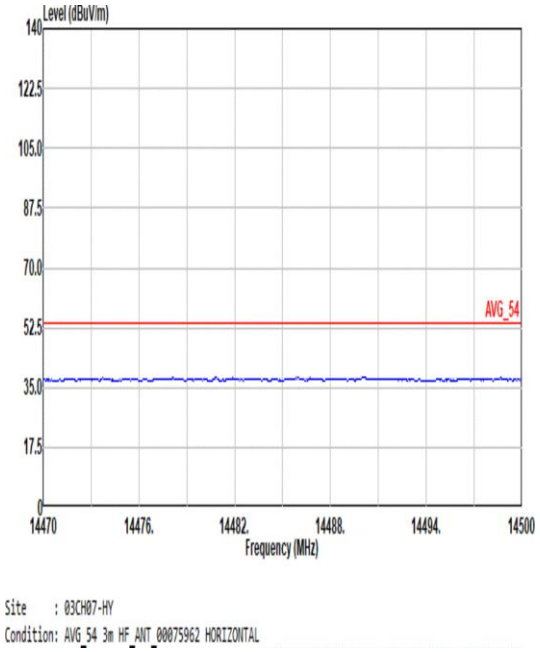	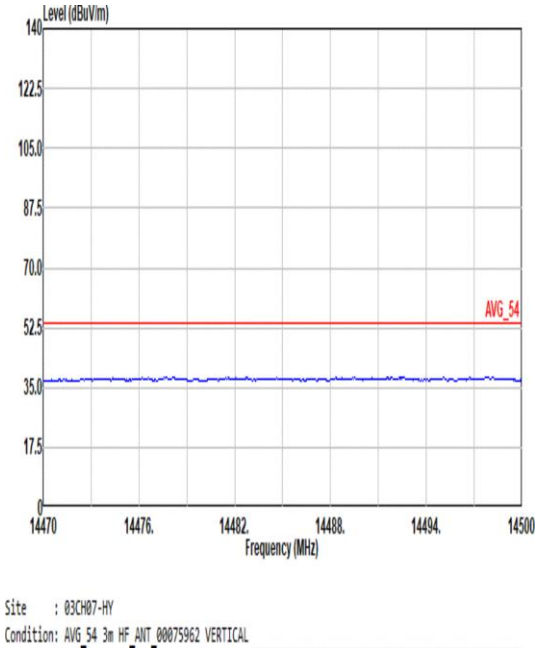
17.7G ~18G Avg	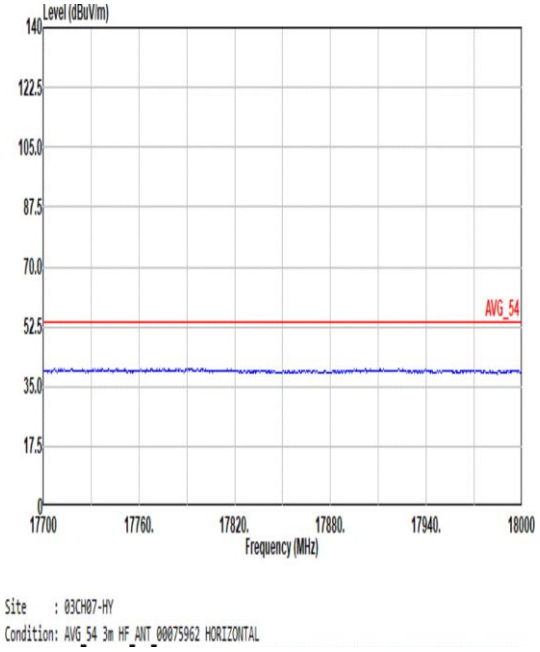	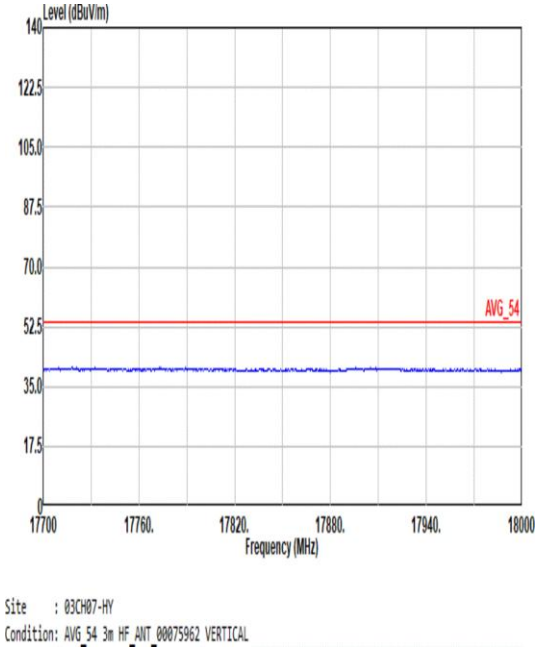

Mode	24	
	Band Edge	
	2400-2483.5_802.11ax HE20_CH12_Partial 26/8 RU _2467MHz	
ANT	0+1	
Pol.	Horizontal	Fundamental
Peak	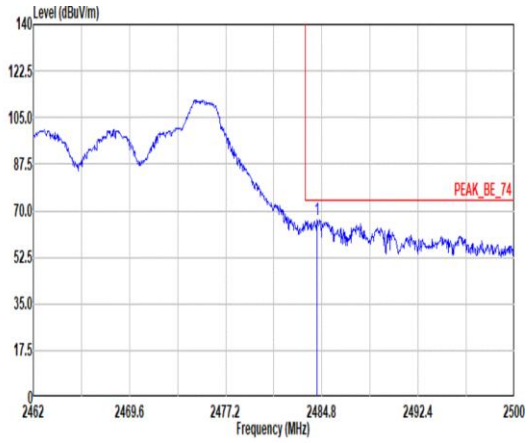 Site : 03CH07-HY Condition: PEAK_BE_74 3m HF_ANT_00075962 HORIZONTAL : RBW:1000.000kHz VBW:3000.000kHz SWT:Auto Freq Level Limit Line Margin Read Level Ant Factor Cable Loss Preamp Factor Aux Factor APos TPos Remark MHz dBuV/m dBuV/m dB dBuV dB/m dB dB dB cm deg 1 2484.38 66.57 74.00 -7.43 49.87 32.44 8.61 34.28 9.93 236 173 PEAK	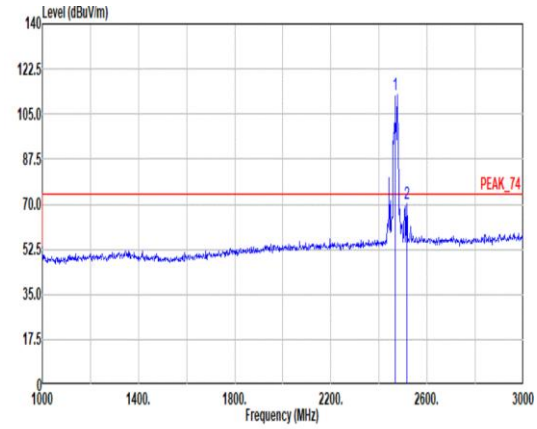 Site : 03CH07-HY Condition: PEAK_74 3m HF_ANT_00075962 HORIZONTAL : RBW:1000.000kHz VBW:3000.000kHz SWT:Auto Freq Level Limit Line Margin Read Level Ant Factor Cable Loss Preamp Factor Aux Factor APos TPos Remark MHz dBuV/m dBuV/m dB dBuV dB/m dB dB dB cm deg 1 2467.00 112.33 ------ ------ 95.68 32.40 8.60 34.28 9.93 236 173 PEAK 2 2514.00 70.40 ------ ------ 53.36 32.70 8.66 34.27 9.95 236 173 PEAK
Avg	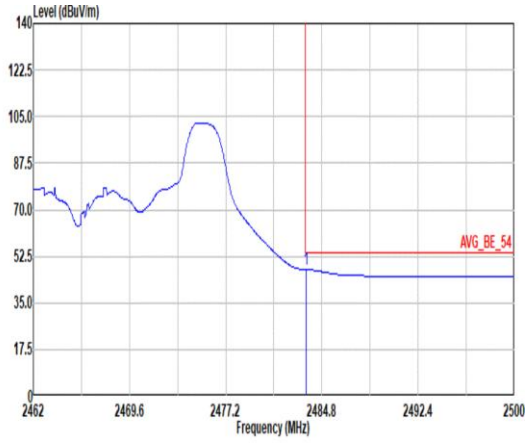 Site : 03CH07-HY Condition: AVG_BE_54 3m HF_ANT_00075962 HORIZONTAL : RBW:1000.000kHz VBW:0.010kHz SWT:Auto Freq Level Limit Line Margin Read Level Ant Factor Cable Loss Preamp Factor Aux Factor APos TPos Remark MHz dBuV/m dBuV/m dB dBuV dB/m dB dB dB cm deg 1 2483.55 47.64 54.00 -6.36 30.94 32.44 8.61 34.28 9.93 236 173 AVERAGE	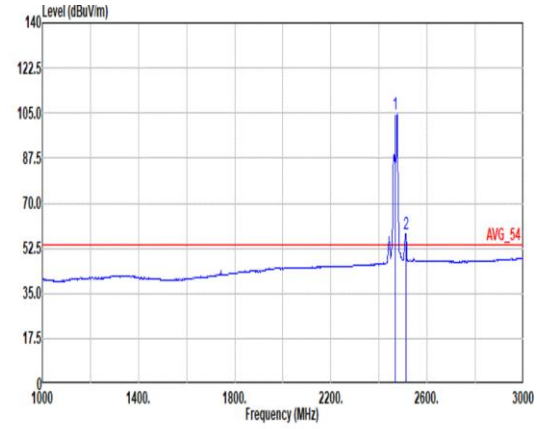 Site : 03CH07-HY Condition: AVG_54 3m HF_ANT_00075962 HORIZONTAL : RBW:1000.000kHz VBW:0.010kHz SWT:Auto Freq Level Limit Line Margin Read Level Ant Factor Cable Loss Preamp Factor Aux Factor APos TPos Remark MHz dBuV/m dBuV/m dB dBuV dB/m dB dB dB cm deg 1 2467.00 104.57 ------ ------ 87.92 32.40 8.60 34.28 9.93 236 173 AVERAGE 2 2512.00 58.21 ------ ------ 41.18 32.70 8.66 34.27 9.94 236 173 AVERAGE

Remark: 2512MHz, 2514MHz are not within the restricted bands. The spurious emission level is at least 30dB below the fundamental signal level in any 100kHz bandwidth.

Mode	24	
	Band Edge	
	2400-2483.5_802.11ax HE20_CH12_Partial 26/8 RU _2467MHz	
ANT	0+1	
Pol.	Vertical	Fundamental
Peak	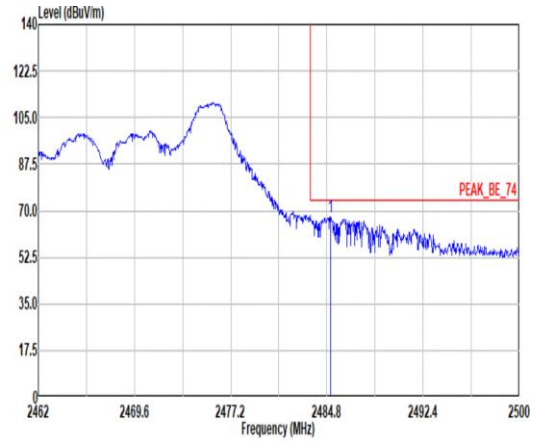 Site : 03CH07-HY Condition: PEAK_BE_74 3m HF_ANT_00075962 VERTICAL : RBW:1000.000kHz VBW:3000.000kHz SWT:Auto Freq Level Limit Line Margin Read Level Ant Factor Cable Loss Preamp Factor Aux Factor APos TPos Remark MHz dBuV/m dBuV/m dB dBuV dB/m dB dB dB cm deg 1 2485.07 67.82 74.00 -6.18 51.11 32.45 8.61 34.28 9.93 201 165 PEAK	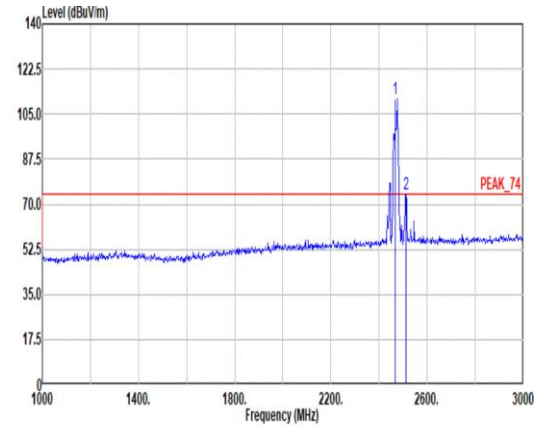 Site : 03CH07-HY Condition: PEAK_74 3m HF_ANT_00075962 VERTICAL : RBW:1000.000kHz VBW:3000.000kHz SWT:Auto Freq Level Limit Line Margin Read Level Ant Factor Cable Loss Preamp Factor Aux Factor APos TPos Remark MHz dBuV/m dBuV/m dB dBuV dB/m dB dB dB cm deg 1 2467.00 110.81 ------ ------ 94.16 32.40 8.60 34.28 9.93 201 165 PEAK 2 2512.00 73.75 ------ ------ 56.72 32.70 8.66 34.27 9.94 201 165 PEAK
Avg	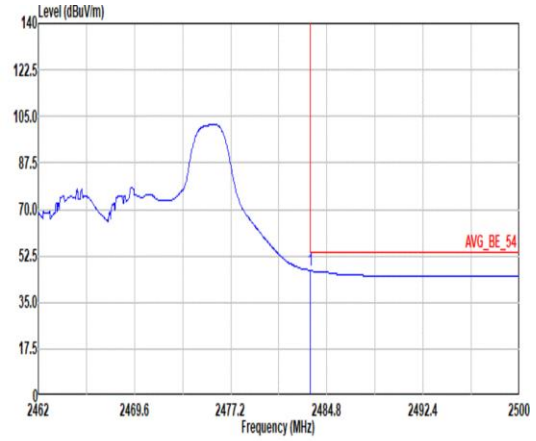 Site : 03CH07-HY Condition: AVG_BE_54 3m HF_ANT_00075962 VERTICAL : RBW:1000.000kHz VBW:0.010kHz SWT:Auto Freq Level Limit Line Margin Read Level Ant Factor Cable Loss Preamp Factor Aux Factor APos TPos Remark MHz dBuV/m dBuV/m dB dBuV dB/m dB dB dB cm deg 1 2483.51 47.00 54.00 -7.00 30.30 32.44 8.61 34.28 9.93 201 165 AVERAGE	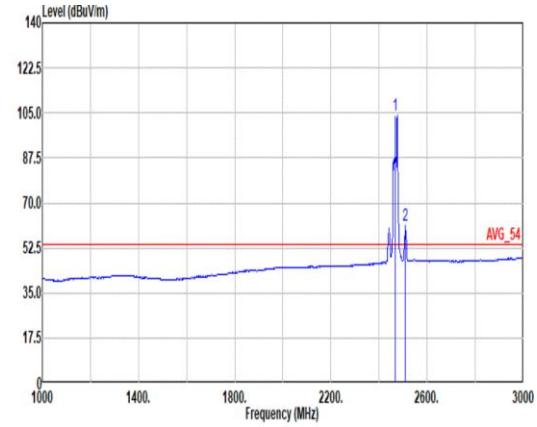 Site : 03CH07-HY Condition: AVG_54 3m HF_ANT_00075962 VERTICAL : RBW:1000.000kHz VBW:0.010kHz SWT:Auto Freq Level Limit Line Margin Read Level Ant Factor Cable Loss Preamp Factor Aux Factor APos TPos Remark MHz dBuV/m dBuV/m dB dBuV dB/m dB dB dB cm deg 1 2467.00 103.86 ------ ------ 87.21 32.40 8.60 34.28 9.93 201 165 AVERAGE 2 2510.00 61.28 ------ ------ 44.25 32.70 8.66 34.27 9.94 201 165 AVERAGE

Remark: 2510MHz, 2512MHz are not within the restricted bands. The spurious emission level is at least 30dB below the fundamental signal level in any 100kHz bandwidth.

Mode	25	
	Band Edge	
	2400-2483.5_802.11ax HE20_CH13_Partial 26/8 RU _2472MHz	
ANT	0+1	
Pol.	Horizontal	Fundamental
Peak	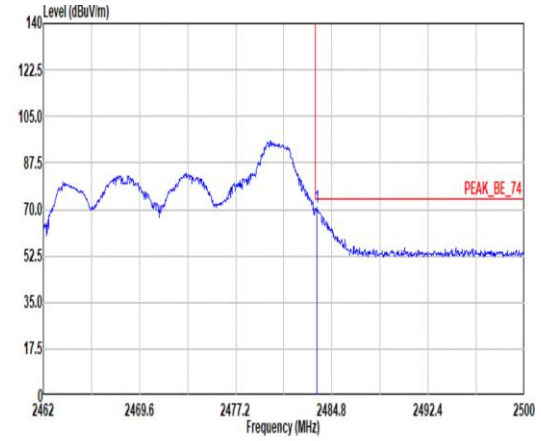 Site : 03CH07-HY Condition: PEAK_BE_74 3m HF_ANT_00075962 HORIZONTAL : RBW:1000.000kHz VBW:3000.000kHz SWT:Auto Freq Level Limit Line Margin Read Level Ant Factor Cable Loss Preamp Factor Aux Factor APos TPos Remark MHz dBuV/m dBuV/m dB dBuV dB/m dB dB dB cm deg 1 2483.58 70.54 74.00 -3.46 53.84 32.44 8.61 34.28 9.93 236 182 PEAK	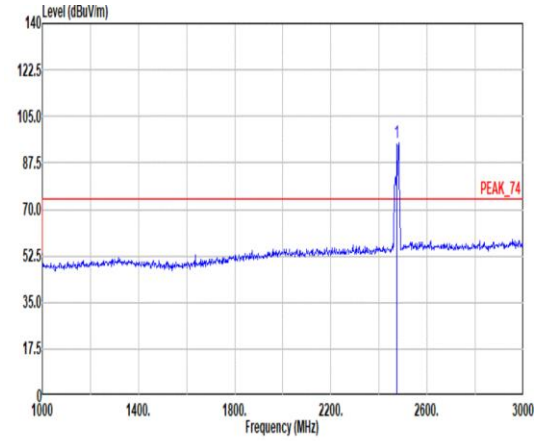 Site : 03CH07-HY Condition: PEAK_74 3m HF_ANT_00075962 HORIZONTAL : RBW:1000.000kHz VBW:3000.000kHz SWT:Auto Freq Level Limit Line Margin Read Level Ant Factor Cable Loss Preamp Factor Aux Factor APos TPos Remark MHz dBuV/m dBuV/m dB dBuV dB/m dB dB dB cm deg 1 2472.00 95.15 ------ ------ 78.47 32.42 8.61 34.28 9.93 236 182 PEAK
Avg	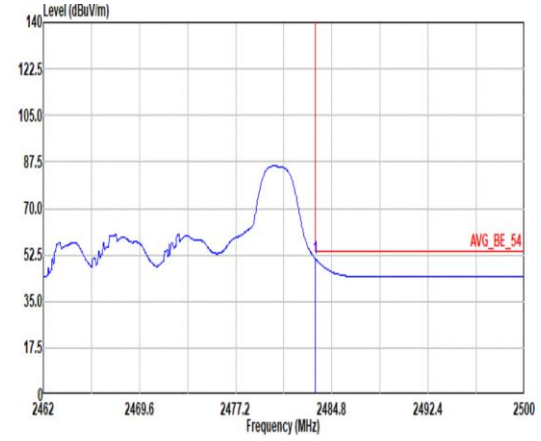 Site : 03CH07-HY Condition: AVG_BE_54 3m HF_ANT_00075962 HORIZONTAL : RBW:1000.000kHz VBW:0.010kHz SWT:Auto Freq Level Limit Line Margin Read Level Ant Factor Cable Loss Preamp Factor Aux Factor APos TPos Remark MHz dBuV/m dBuV/m dB dBuV dB/m dB dB dB cm deg 1 2483.51 51.04 54.00 -2.96 34.34 32.44 8.61 34.28 9.93 236 182 AVERAGE	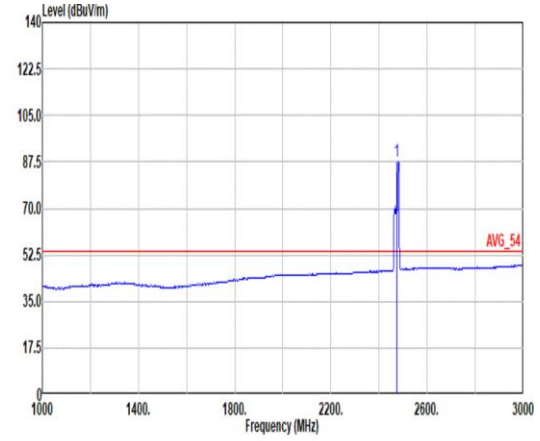 Site : 03CH07-HY Condition: AVG_54 3m HF_ANT_00075962 HORIZONTAL : RBW:1000.000kHz VBW:0.010kHz SWT:Auto Freq Level Limit Line Margin Read Level Ant Factor Cable Loss Preamp Factor Aux Factor APos TPos Remark MHz dBuV/m dBuV/m dB dBuV dB/m dB dB dB cm deg 1 2472.00 87.74 ------ ------ 71.08 32.40 8.61 34.28 9.93 236 182 AVERAGE

Mode	25	
	Band Edge	
	2400-2483.5_802.11ax HE20_CH13_Partial 26/8 RU _2472MHz	
ANT	0+1	
Pol.	Vertical	Fundamental
Peak	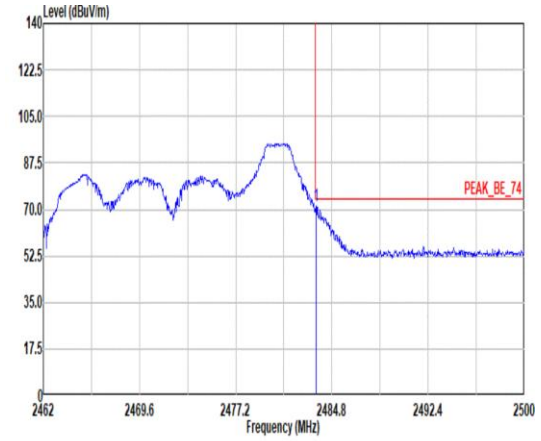 Site : 03CH07-HY Condition: PEAK_BE_74 3m HF_ANT_00075962 VERTICAL : RBW:1000.000kHz VBW:3000.000kHz SWT:Auto Freq Level Limit Line Margin Read Level Ant Factor Cable Loss Preamp Factor Aux Factor APos TPos Remark MHz dBuV/m dBuV/m dB dBuV dB/m dB dB dB cm deg 1 2483.55 71.39 74.00 -2.61 54.69 32.44 8.61 34.28 9.93 323 160 PEAK	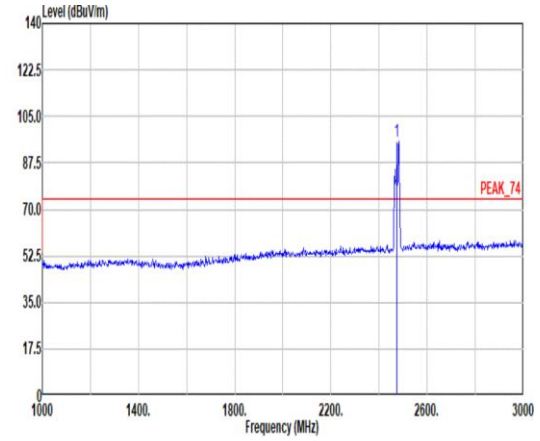 Site : 03CH07-HY Condition: PEAK_74 3m HF_ANT_00075962 VERTICAL : RBW:1000.000kHz VBW:3000.000kHz SWT:Auto Freq Level Limit Line Margin Read Level Ant Factor Cable Loss Preamp Factor Aux Factor APos TPos Remark MHz dBuV/m dBuV/m dB dBuV dB/m dB dB dB cm deg 1 2472.00 95.69 ------ ------ 79.01 32.42 8.61 34.28 9.93 323 160 PEAK
Avg	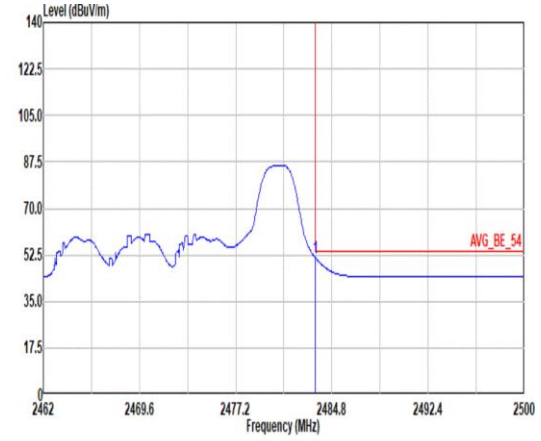 Site : 03CH07-HY Condition: AVG_BE_54 3m HF_ANT_00075962 VERTICAL : RBW:1000.000kHz VBW:0.010kHz SWT:Auto Freq Level Limit Line Margin Read Level Ant Factor Cable Loss Preamp Factor Aux Factor APos TPos Remark MHz dBuV/m dBuV/m dB dBuV dB/m dB dB dB cm deg 1 2483.51 51.32 54.00 -2.68 34.62 32.44 8.61 34.28 9.93 323 160 AVERAGE	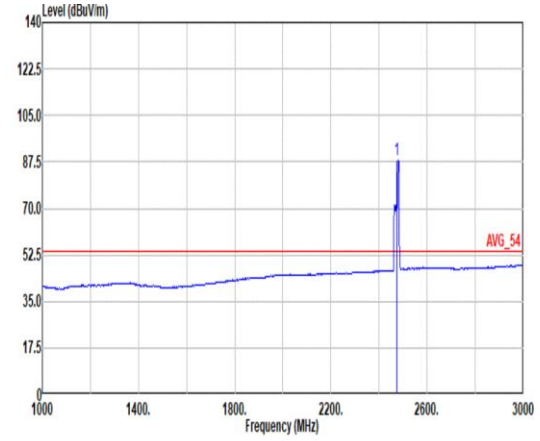 Site : 03CH07-HY Condition: AVG_54 3m HF_ANT_00075962 VERTICAL : RBW:1000.000kHz VBW:0.010kHz SWT:Auto Freq Level Limit Line Margin Read Level Ant Factor Cable Loss Preamp Factor Aux Factor APos TPos Remark MHz dBuV/m dBuV/m dB dBuV dB/m dB dB dB cm deg 1 2472.00 88.17 ------ ------ 71.51 32.40 8.61 34.28 9.93 323 160 AVERAGE

Mode	26	
	Band Edge	
	2400-2483.5_802.11ax HE20_CH01_Partial 52/37 RU _2412MHz	
ANT	0+1	
Pol.	Horizontal	Fundamental
Peak	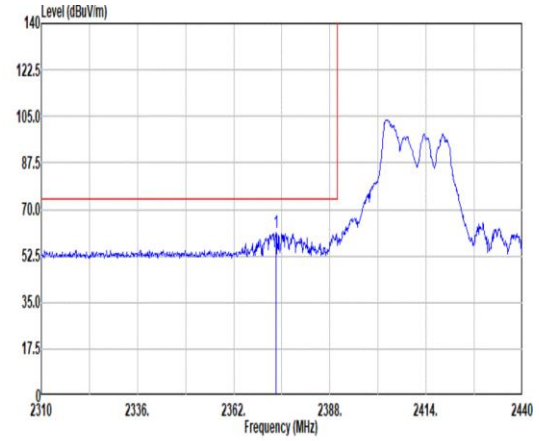 Site : 03CH07-HY Condition: PEAK_BE_74 3m HF_ANT_00075962 HORIZONTAL : RBW:1000.000kHz VBW:3000.000kHz SWT:Auto Freq Level Limit Line Margin Read Level Ant Factor Cable Loss Preamp Factor Aux Factor APos TPos Remark MHz dBuV/m dBuV/m dB dBuV dB/m dB dB dB cm deg 1 2373.44 61.30 74.00 -12.70 45.28 32.03 8.42 34.33 9.90 202 178 PEAK	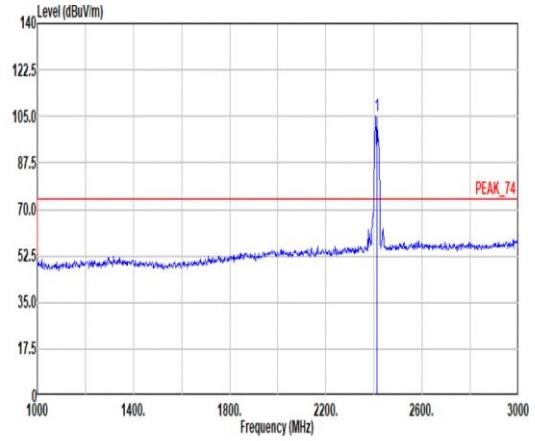 Site : 03CH07-HY Condition: PEAK_74 3m HF_ANT_00075962 HORIZONTAL : RBW:1000.000kHz VBW:3000.000kHz SWT:Auto Freq Level Limit Line Margin Read Level Ant Factor Cable Loss Preamp Factor Aux Factor APos TPos Remark MHz dBuV/m dBuV/m dB dBuV dB/m dB dB dB cm deg 1 2412.00 105.12 ------ ------ 88.95 32.10 8.48 34.31 9.90 202 178 PEAK
Avg	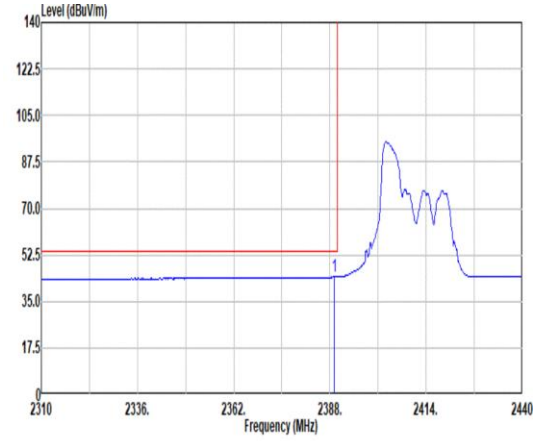 Site : 03CH07-HY Condition: AVG_BE_54 3m HF_ANT_00075962 HORIZONTAL : RBW:1000.000kHz VBW:0.010kHz SWT:Auto Freq Level Limit Line Margin Read Level Ant Factor Cable Loss Preamp Factor Aux Factor APos TPos Remark MHz dBuV/m dBuV/m dB dBuV dB/m dB dB dB cm deg 1 2389.17 44.20 54.00 -9.80 28.07 32.10 8.45 34.32 9.90 202 178 AVERAGE	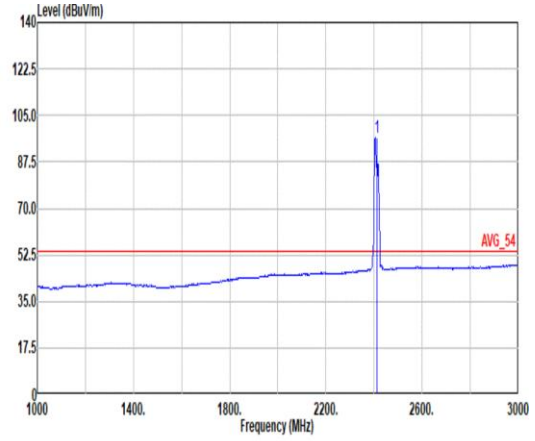 Site : 03CH07-HY Condition: AVG_54 3m HF_ANT_00075962 HORIZONTAL : RBW:1000.000kHz VBW:0.010kHz SWT:Auto Freq Level Limit Line Margin Read Level Ant Factor Cable Loss Preamp Factor Aux Factor APos TPos Remark MHz dBuV/m dBuV/m dB dBuV dB/m dB dB dB cm deg 1 2412.00 96.72 ------ ------ 80.55 32.10 8.48 34.31 9.90 202 178 AVERAGE

Mode	26	
	Band Edge	
	2400-2483.5_802.11ax HE20_CH01_Partial 52/37 RU _2412MHz	
ANT	0+1	
Pol.	Vertical	Fundamental
Peak	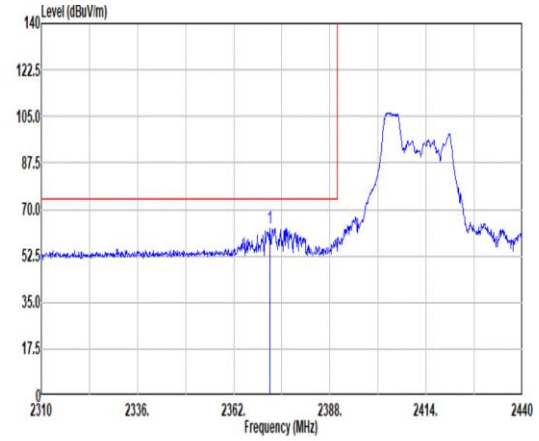 Site : 03CH07-HY Condition: PEAK_BE_74 3m HF_ANT_00075962 VERTICAL : RBW:1000.000kHz VBW:3000.000kHz SWT:Auto Freq Level Limit Line Margin Read Level Ant Factor Cable Loss Preamp Factor Aux Factor APos TPos Remark MHz dBuV/m dBuV/m dB dBuV dB/m dB dB dB cm deg 1 2371.75 62.84 74.00 -11.16 46.83 32.02 8.42 34.33 9.90 106 156 PEAK	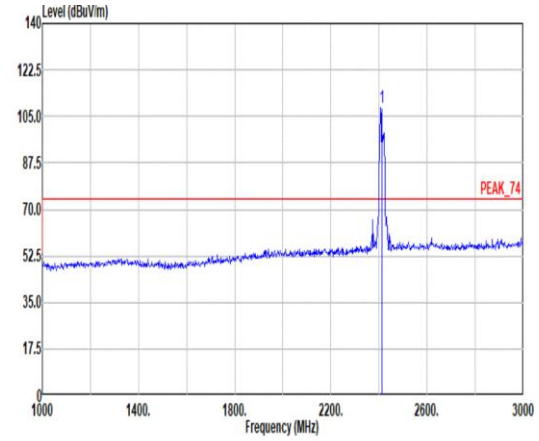 Site : 03CH07-HY Condition: PEAK_74 3m HF_ANT_00075962 VERTICAL : RBW:1000.000kHz VBW:3000.000kHz SWT:Auto Freq Level Limit Line Margin Read Level Ant Factor Cable Loss Preamp Factor Aux Factor APos TPos Remark MHz dBuV/m dBuV/m dB dBuV dB/m dB dB dB cm deg 1 2412.00 108.04 ------ ------ 91.87 32.10 8.48 34.31 9.90 106 156 PEAK
Avg	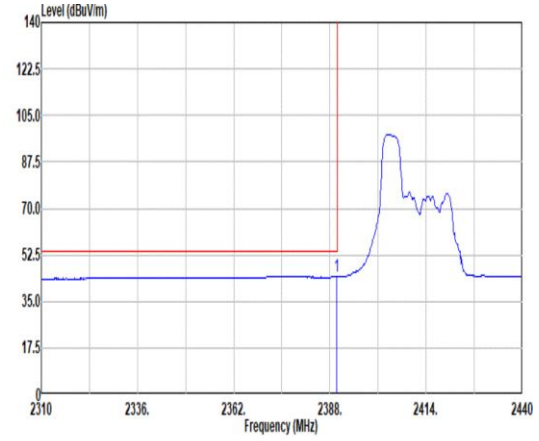 Site : 03CH07-HY Condition: AVG_BE_54 3m HF_ANT_00075962 VERTICAL : RBW:1000.000kHz VBW:0.010kHz SWT:Auto Freq Level Limit Line Margin Read Level Ant Factor Cable Loss Preamp Factor Aux Factor APos TPos Remark MHz dBuV/m dBuV/m dB dBuV dB/m dB dB dB cm deg 1 2389.82 44.28 54.00 -9.72 28.15 32.10 8.45 34.32 9.90 106 156 AVERAGE	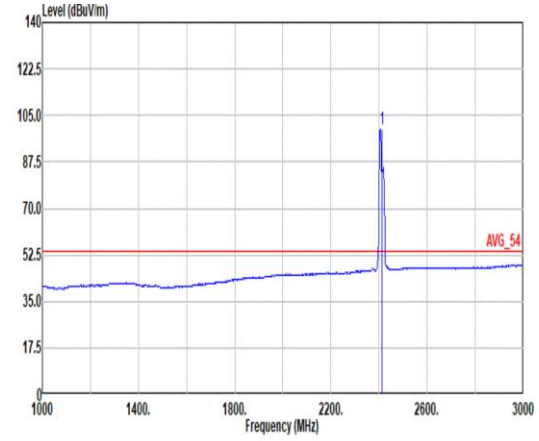 Site : 03CH07-HY Condition: AVG_54 3m HF_ANT_00075962 VERTICAL : RBW:1000.000kHz VBW:0.010kHz SWT:Auto Freq Level Limit Line Margin Read Level Ant Factor Cable Loss Preamp Factor Aux Factor APos TPos Remark MHz dBuV/m dBuV/m dB dBuV dB/m dB dB dB cm deg 1 2412.00 99.59 ------ ------ 83.42 32.10 8.48 34.31 9.90 106 156 AVERAGE

Mode	27	
	Band Edge	
	2400-2483.5_802.11ax HE20_CH11_Partial 52/40 RU _2462MHz	
ANT	0+1	
Pol.	Horizontal	Fundamental
Peak	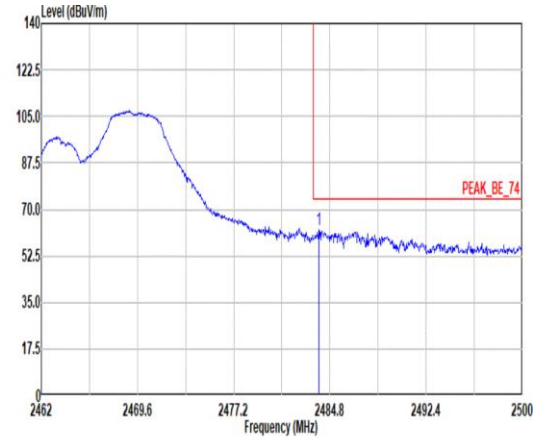 Site : 03CH07-HY Condition: PEAK_BE_74 3m HF_ANT_00075962 HORIZONTAL : RBW:1000.000kHz VBW:3000.000kHz SWT:Auto Freq Level Limit Line Margin Read Level Ant Factor Cable Loss Preamp Factor Aux Factor APos TPos Remark MHz dBuV/m dBuV/m dB dBuV dB/m dB dB dB cm deg 1 2483.93 62.43 74.00 -11.57 45.73 32.44 8.61 34.28 9.93 207 360 PEAK	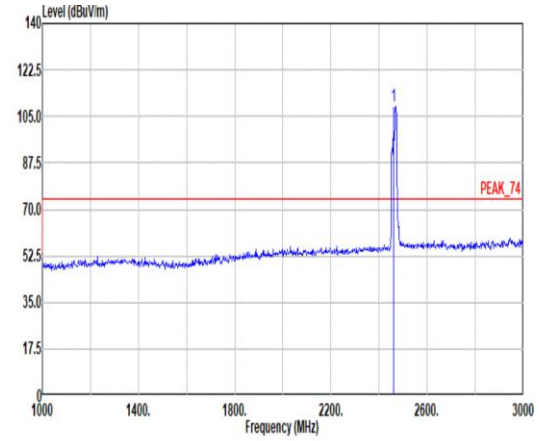 Site : 03CH07-HY Condition: PEAK_74 3m HF_ANT_00075962 HORIZONTAL : RBW:1000.000kHz VBW:3000.000kHz SWT:Auto Freq Level Limit Line Margin Read Level Ant Factor Cable Loss Preamp Factor Aux Factor APos TPos Remark MHz dBuV/m dBuV/m dB dBuV dB/m dB dB dB cm deg 1 2462.00 108.57 ------ ------ 91.93 32.40 8.59 34.28 9.93 207 360 PEAK
Avg	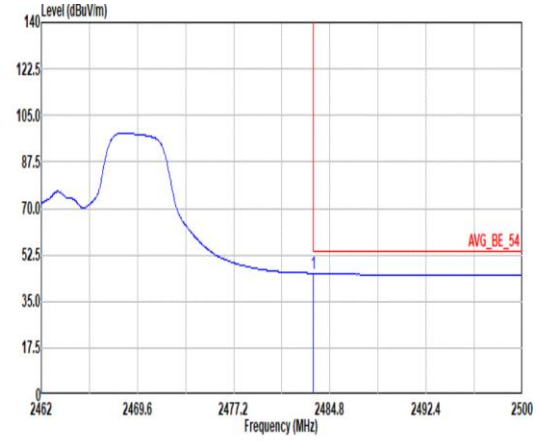 Site : 03CH07-HY Condition: AVG_BE_54 3m HF_ANT_00075962 HORIZONTAL : RBW:1000.000kHz VBW:0.010kHz SWT:Auto Freq Level Limit Line Margin Read Level Ant Factor Cable Loss Preamp Factor Aux Factor APos TPos Remark MHz dBuV/m dBuV/m dB dBuV dB/m dB dB dB cm deg 1 2483.51 45.51 54.00 -8.49 28.81 32.44 8.61 34.28 9.93 207 360 AVERAGE	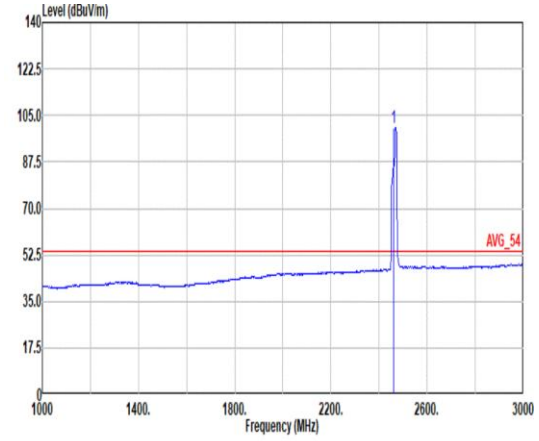 Site : 03CH07-HY Condition: AVG_54 3m HF_ANT_00075962 HORIZONTAL : RBW:1000.000kHz VBW:0.010kHz SWT:Auto Freq Level Limit Line Margin Read Level Ant Factor Cable Loss Preamp Factor Aux Factor APos TPos Remark MHz dBuV/m dBuV/m dB dBuV dB/m dB dB dB cm deg 1 2462.00 100.17 ------ ------ 83.53 32.40 8.59 34.28 9.93 207 360 AVERAGE

Mode	27	
	Band Edge	
	2400-2483.5_802.11ax HE20_CH11_Partial 52/40 RU _2462MHz	
ANT	0+1	
Pol.	Vertical	Fundamental
Peak	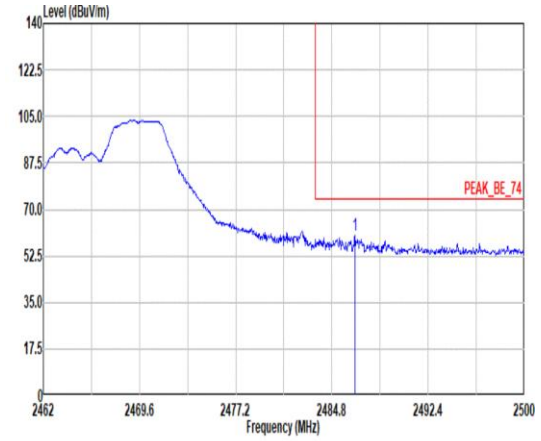 Site : 03CH07-HY Condition: PEAK_BE_74 3m HF_ANT_00075962 VERTICAL : RBW:1000.000kHz VBW:3000.000kHz SWT:Auto Freq Level Limit Line Margin Read Level Ant Factor Cable Loss Preamp Factor Aux Factor APos TPos Remark MHz dBuV/m dBuV/m dB dBuV dB/m dB dB dB cm deg 1 2486.62 60.03 74.00 -13.97 43.29 32.47 8.62 34.28 9.93 400 66 PEAK	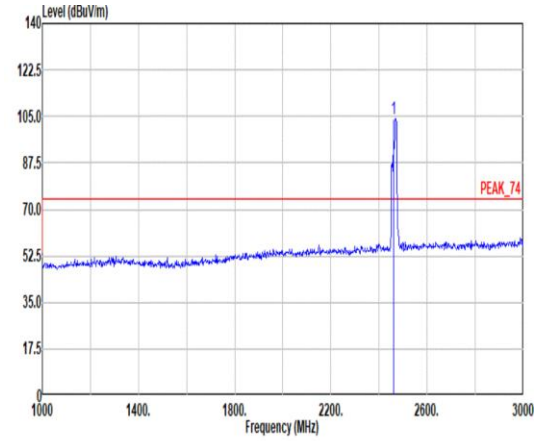 Site : 03CH07-HY Condition: PEAK_74 3m HF_ANT_00075962 VERTICAL : RBW:1000.000kHz VBW:3000.000kHz SWT:Auto Freq Level Limit Line Margin Read Level Ant Factor Cable Loss Preamp Factor Aux Factor APos TPos Remark MHz dBuV/m dBuV/m dB dBuV dB/m dB dB dB cm deg 1 2462.00 104.32 ------ ------ 87.68 32.40 8.59 34.28 9.93 400 66 PEAK
Avg	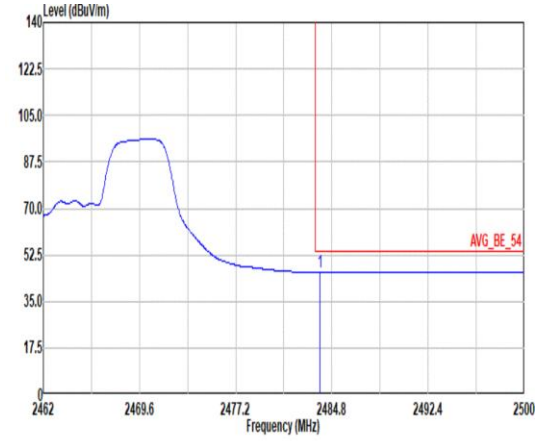 Site : 03CH07-HY Condition: AVG_BE_54 3m HF_ANT_00075962 VERTICAL : RBW:1000.000kHz VBW:0.010kHz SWT:Auto Freq Level Limit Line Margin Read Level Ant Factor Cable Loss Preamp Factor Aux Factor APos TPos Remark MHz dBuV/m dBuV/m dB dBuV dB/m dB dB dB cm deg 1 2483.85 45.93 54.00 -8.07 29.23 32.44 8.61 34.28 9.93 400 66 AVERAGE	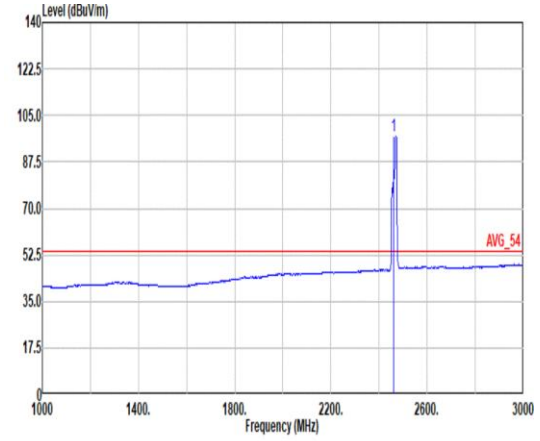 Site : 03CH07-HY Condition: AVG_54 3m HF_ANT_00075962 VERTICAL : RBW:1000.000kHz VBW:0.010kHz SWT:Auto Freq Level Limit Line Margin Read Level Ant Factor Cable Loss Preamp Factor Aux Factor APos TPos Remark MHz dBuV/m dBuV/m dB dBuV dB/m dB dB dB cm deg 1 2462.00 97.20 ------ ------ 80.56 32.40 8.59 34.28 9.93 400 66 AVERAGE

Mode	28	
	Band Edge	
	2400-2483.5_802.11ax HE20_CH12_Partial 52/40 RU _2467MHz	
ANT	0+1	
Pol.	Horizontal	Fundamental
Peak	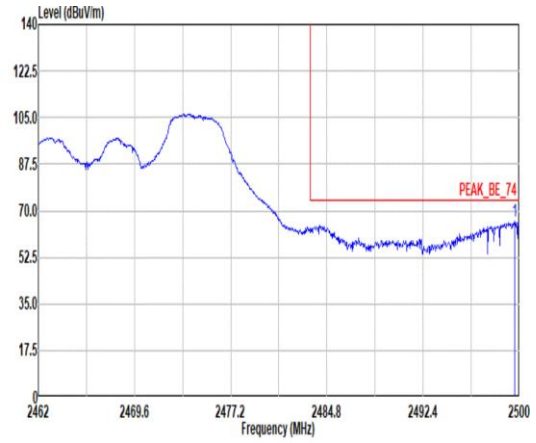 Site : 03CH07-HY Condition: PEAK_BE_74 3m HF_ANT_00075962 HORIZONTAL : RBW:1000.000kHz VBW:3000.000kHz SWT:Auto Freq Level Limit Line Margin Read Level Ant Factor Cable Loss Preamp Factor Aux Factor APos TPos Remark MHz dBuV/m dBuV/m dB dBuV dB/m dB dB dB cm deg 1 2499.66 65.94 74.00 -8.06 49.03 32.60 8.64 34.27 9.94 100 179 PEAK	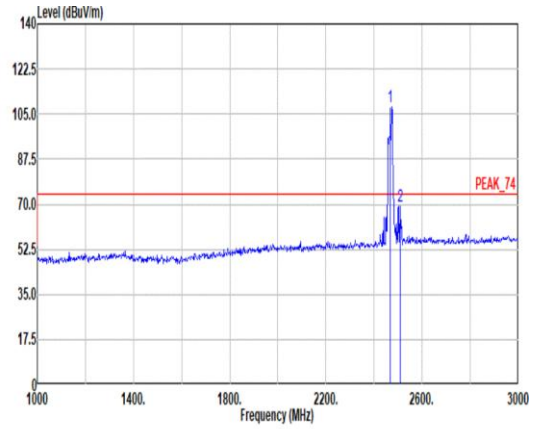 Site : 03CH07-HY Condition: PEAK_74 3m HF_ANT_00075962 HORIZONTAL : RBW:1000.000kHz VBW:3000.000kHz SWT:Auto Freq Level Limit Line Margin Read Level Ant Factor Cable Loss Preamp Factor Aux Factor APos TPos Remark MHz dBuV/m dBuV/m dB dBuV dB/m dB dB dB cm deg 1 2467.00 107.61 ------ ------ 91.01 32.37 8.58 34.28 9.93 100 179 PEAK 2 2508.00 69.40 ------ ------ 52.40 32.68 8.65 34.27 9.94 100 179 Peak
Avg	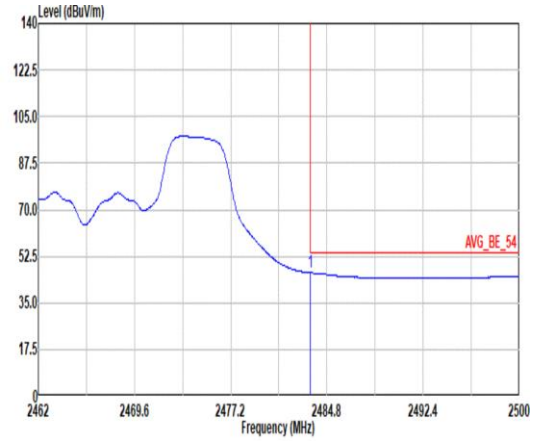 Site : 03CH07-HY Condition: AVG_BE_54 3m HF_ANT_00075962 HORIZONTAL : RBW:1000.000kHz VBW:0.010kHz SWT:Auto Freq Level Limit Line Margin Read Level Ant Factor Cable Loss Preamp Factor Aux Factor APos TPos Remark MHz dBuV/m dBuV/m dB dBuV dB/m dB dB dB cm deg 1 2483.51 46.38 54.00 -7.62 29.68 32.44 8.61 34.28 9.93 100 179 AVERAGE	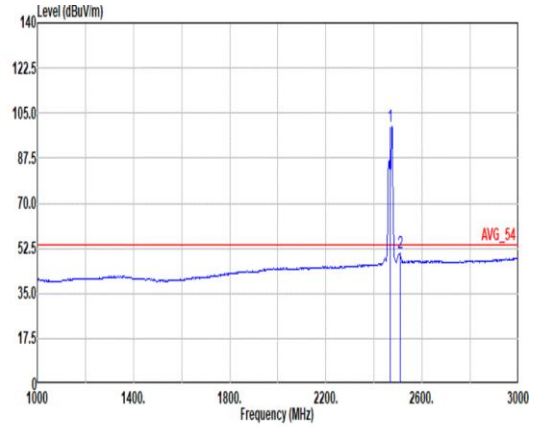 Site : 03CH07-HY Condition: AVG_54 3m HF_ANT_00075962 HORIZONTAL : RBW:1000.000kHz VBW:0.010kHz SWT:Auto Freq Level Limit Line Margin Read Level Ant Factor Cable Loss Preamp Factor Aux Factor APos TPos Remark MHz dBuV/m dBuV/m dB dBuV dB/m dB dB dB cm deg 1 2467.00 99.60 ------ ------ 82.95 32.40 8.60 34.28 9.93 100 179 AVERAGE 2 2508.00 50.46 ------ ------ 33.46 32.68 8.65 34.27 9.94 100 179 AVERAGE

Remark: 2508MHz is not within the restricted bands. The spurious emission level is at least 30dB below the fundamental signal level in any 100kHz bandwidth.

Mode	28	
	Band Edge	
	2400-2483.5_802.11ax HE20_CH12_Partial 52/40 RU _2467MHz	
ANT	0+1	
Pol.	Vertical	Fundamental
Peak	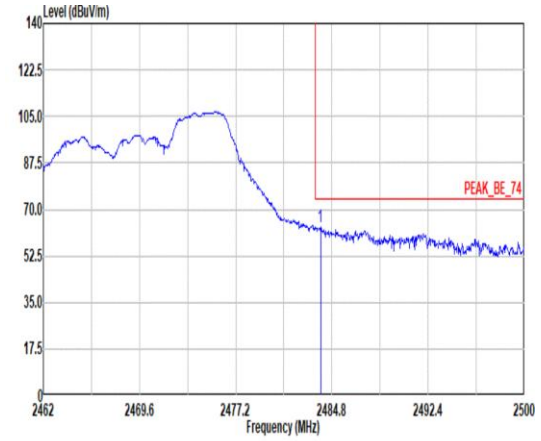 Site : 03CH07-HY Condition: PEAK_BE_74 3m HF_ANT_00075962 VERTICAL : RBW:1000.000kHz VBW:3000.000kHz SWT:Auto Freq Level Limit Line Margin Read Level Ant Factor Cable Loss Preamp Factor Aux Factor APos TPos Remark MHz dBuV/m dBuV/m dB dBuV dB/m dB dB dB cm deg 1 2483.89 63.24 74.00 -10.76 46.54 32.44 8.61 34.28 9.93 288 168 PEAK	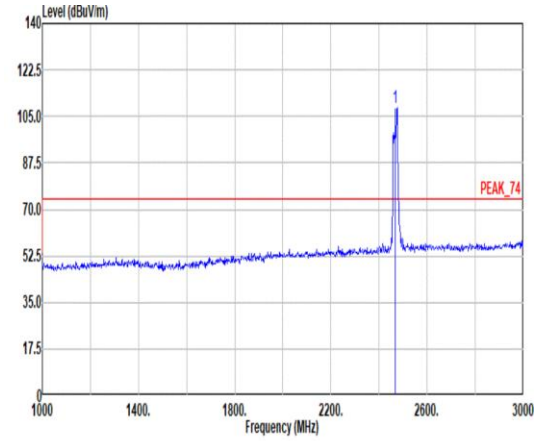 Site : 03CH07-HY Condition: PEAK_74 3m HF_ANT_00075962 VERTICAL : RBW:1000.000kHz VBW:3000.000kHz SWT:Auto Freq Level Limit Line Margin Read Level Ant Factor Cable Loss Preamp Factor Aux Factor APos TPos Remark MHz dBuV/m dBuV/m dB dBuV dB/m dB dB dB cm deg 1 2467.00 108.44 ------ ------ 91.79 32.40 8.60 34.28 9.93 288 168 PEAK
Avg	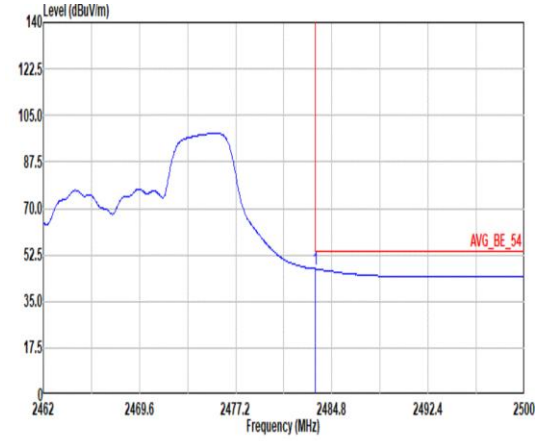 Site : 03CH07-HY Condition: AVG_BE_54 3m HF_ANT_00075962 VERTICAL : RBW:1000.000kHz VBW:0.010kHz SWT:Auto Freq Level Limit Line Margin Read Level Ant Factor Cable Loss Preamp Factor Aux Factor APos TPos Remark MHz dBuV/m dBuV/m dB dBuV dB/m dB dB dB cm deg 1 2483.51 47.26 54.00 -6.74 30.56 32.44 8.61 34.28 9.93 288 168 AVERAGE	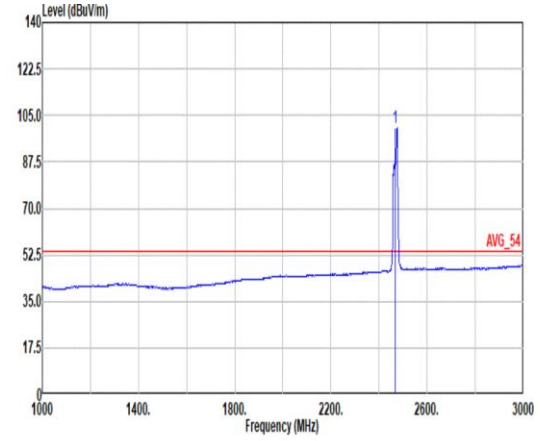 Site : 03CH07-HY Condition: AVG_54 3m HF_ANT_00075962 VERTICAL : RBW:1000.000kHz VBW:0.010kHz SWT:Auto Freq Level Limit Line Margin Read Level Ant Factor Cable Loss Preamp Factor Aux Factor APos TPos Remark MHz dBuV/m dBuV/m dB dBuV dB/m dB dB dB cm deg 1 2467.00 100.12 ------ ------ 83.47 32.40 8.60 34.28 9.93 288 168 AVERAGE

Mode	29	
	Band Edge	
	2400-2483.5_802.11ax HE20_CH13_Partial 52/40 RU _2472MHz	
ANT	0+1	
Pol.	Horizontal	Fundamental
Peak	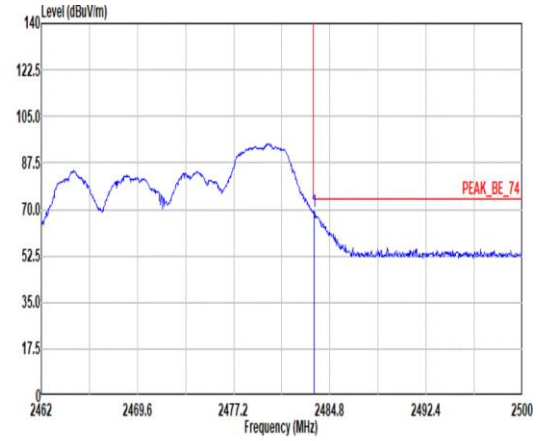 Site : 03CH07-HY Condition: PEAK_BE_74 3m HF_ANT_00075962 HORIZONTAL : RBW:1000.000kHz VBW:3000.000kHz SWT:Auto Freq Level Limit Line Margin Read Level Ant Factor Cable Loss Preamp Factor Aux Factor APos TPos Remark MHz dBuV/m dBuV/m dB dBuV dB/m dB dB dB cm deg 1 2483.55 69.29 74.00 -4.71 52.59 32.44 8.61 34.28 9.93 100 196 PEAK	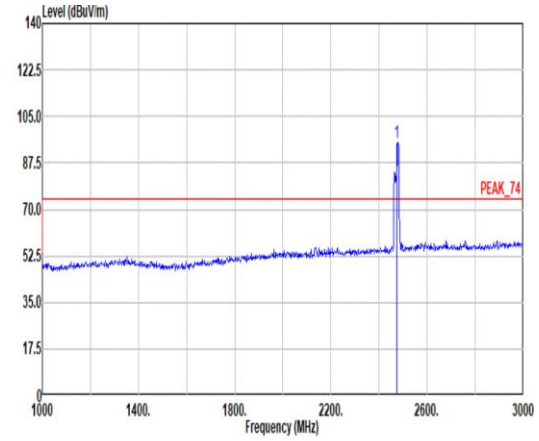 Site : 03CH07-HY Condition: PEAK_74 3m HF_ANT_00075962 HORIZONTAL : RBW:1000.000kHz VBW:3000.000kHz SWT:Auto Freq Level Limit Line Margin Read Level Ant Factor Cable Loss Preamp Factor Aux Factor APos TPos Remark MHz dBuV/m dBuV/m dB dBuV dB/m dB dB dB cm deg 1 2472.00 95.29 ------ ------ 78.64 32.40 8.60 34.28 9.93 100 196 PEAK
Avg	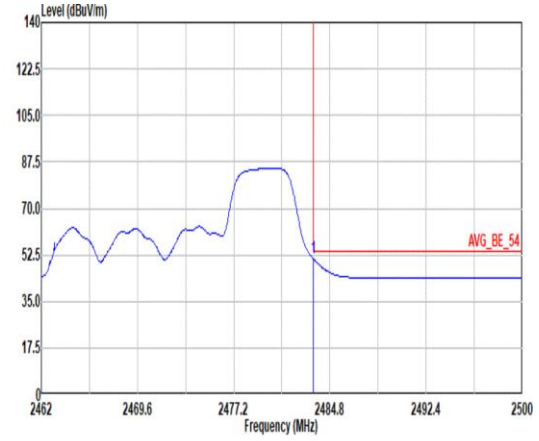 Site : 03CH07-HY Condition: AVG_BE_54 3m HF_ANT_00075962 HORIZONTAL : RBW:1000.000kHz VBW:0.010kHz SWT:Auto Freq Level Limit Line Margin Read Level Ant Factor Cable Loss Preamp Factor Aux Factor APos TPos Remark MHz dBuV/m dBuV/m dB dBuV dB/m dB dB dB cm deg 1 2483.51 50.98 54.00 -3.02 34.28 32.44 8.61 34.28 9.93 100 196 AVERAGE	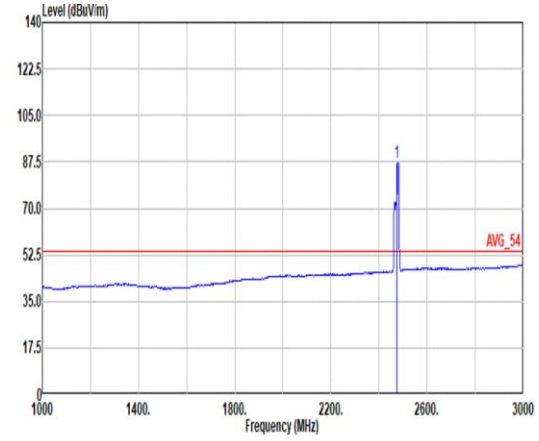 Site : 03CH07-HY Condition: AVG_54 3m HF_ANT_00075962 HORIZONTAL : RBW:1000.000kHz VBW:0.010kHz SWT:Auto Freq Level Limit Line Margin Read Level Ant Factor Cable Loss Preamp Factor Aux Factor APos TPos Remark MHz dBuV/m dBuV/m dB dBuV dB/m dB dB dB cm deg 1 2472.00 87.25 ------ ------ 70.59 32.40 8.61 34.28 9.93 100 196 AVERAGE

Mode	29	
	Band Edge	
	2400-2483.5_802.11ax HE20_CH13_Partial 52/40 RU _2472MHz	
ANT	0+1	
Pol.	Vertical	Fundamental
Peak	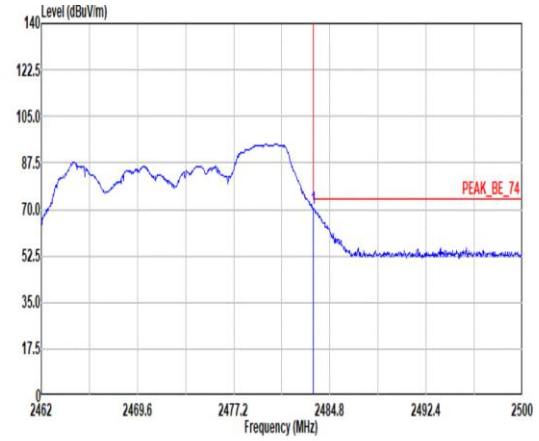 Site : 03CH07-HY Condition: PEAK_BE_74 3m HF_ANT_00075962 VERTICAL : RBW:1000.000kHz VBW:3000.000kHz SWT:Auto Freq Level Limit Line Margin Read Level Ant Factor Cable Loss Preamp Factor Aux Factor APos TPos Remark MHz dBuV/m dBuV/m dB dBuV dB/m dB dB dB cm deg 1 2483.51 70.26 74.00 -3.74 53.56 32.44 8.61 34.28 9.93 261 167 PEAK	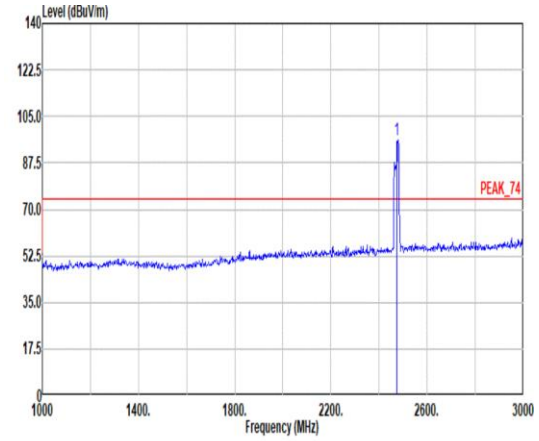 Site : 03CH07-HY Condition: PEAK_74 3m HF_ANT_00075962 VERTICAL : RBW:1000.000kHz VBW:3000.000kHz SWT:Auto Freq Level Limit Line Margin Read Level Ant Factor Cable Loss Preamp Factor Aux Factor APos TPos Remark MHz dBuV/m dBuV/m dB dBuV dB/m dB dB dB cm deg 1 2472.00 95.94 ------ ------ 79.28 32.40 8.61 34.28 9.93 261 167 PEAK
Avg	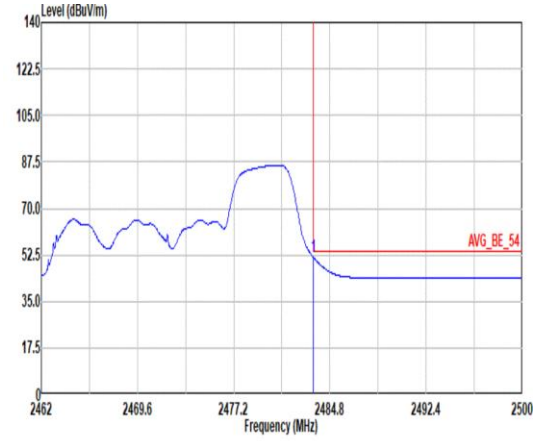 Site : 03CH07-HY Condition: AVG_BE_54 3m HF_ANT_00075962 VERTICAL : RBW:1000.000kHz VBW:0.010kHz SWT:Auto Freq Level Limit Line Margin Read Level Ant Factor Cable Loss Preamp Factor Aux Factor APos TPos Remark MHz dBuV/m dBuV/m dB dBuV dB/m dB dB dB cm deg 1 2483.51 51.53 54.00 -2.47 34.83 32.44 8.61 34.28 9.93 261 167 AVERAGE	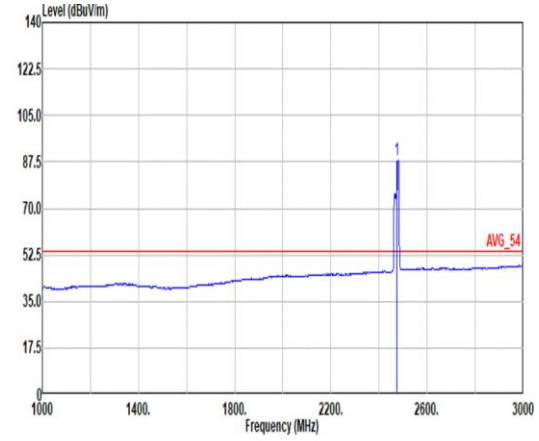 Site : 03CH07-HY Condition: AVG_54 3m HF_ANT_00075962 VERTICAL : RBW:1000.000kHz VBW:0.010kHz SWT:Auto Freq Level Limit Line Margin Read Level Ant Factor Cable Loss Preamp Factor Aux Factor APos TPos Remark MHz dBuV/m dBuV/m dB dBuV dB/m dB dB dB cm deg 1 2472.00 88.43 ------ ------ 71.77 32.40 8.61 34.28 9.93 261 167 AVERAGE

Mode	30	
	Band Edge	
	2400-2483.5_802.11ax HE20_CH01_Partial 106/53 RU _2412MHz	
ANT	0+1	
Pol.	Horizontal	Fundamental
Peak	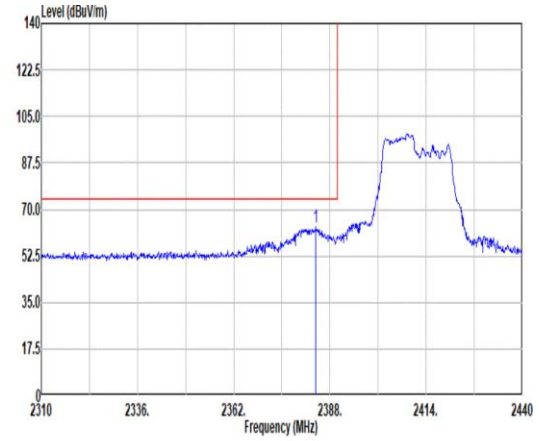 Site : 03CH07-HY Condition: PEAK_BE_74 3m HF_ANT_00075962 HORIZONTAL : RBW:1000.000kHz VBW:3000.000kHz SWT:Auto Freq Level Limit Line Margin Read Level Ant Factor Cable Loss Preamp Factor Aux Factor APos TPos Remark MHz dBuV/m dBuV/m dB dBuV dB/m dB dB dB cm deg 1 2384.23 63.47 74.00 -10.53 47.35 32.10 8.44 34.32 9.90 331 241 PEAK	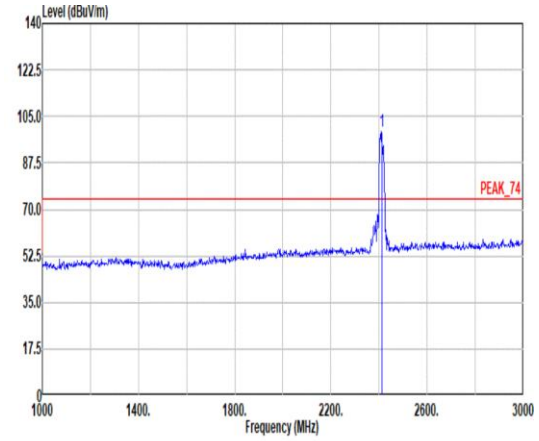 Site : 03CH07-HY Condition: PEAK_74 3m HF_ANT_00075962 HORIZONTAL : RBW:1000.000kHz VBW:3000.000kHz SWT:Auto Freq Level Limit Line Margin Read Level Ant Factor Cable Loss Preamp Factor Aux Factor APos TPos Remark MHz dBuV/m dBuV/m dB dBuV dB/m dB dB dB cm deg 1 2412.00 99.07 ------ ------ 82.90 32.10 8.48 34.31 9.90 331 241 PEAK
Avg	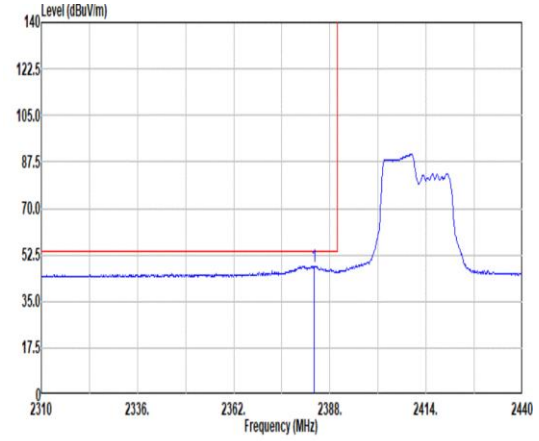 Site : 03CH07-HY Condition: AVG_BE_54 3m HF_ANT_00075962 HORIZONTAL : RBW:1000.000kHz VBW:2.000kHz SWT:Auto Freq Level Limit Line Margin Read Level Ant Factor Cable Loss Preamp Factor Aux Factor APos TPos Remark MHz dBuV/m dBuV/m dB dBuV dB/m dB dB dB cm deg 1 2383.71 48.28 54.00 -5.72 32.16 32.10 8.44 34.32 9.90 331 241 AVERAGE	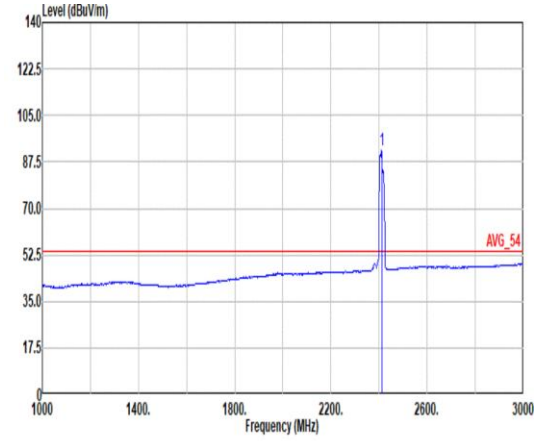 Site : 03CH07-HY Condition: AVG_54 3m HF_ANT_00075962 HORIZONTAL : RBW:1000.000kHz VBW:2.000kHz SWT:Auto Freq Level Limit Line Margin Read Level Ant Factor Cable Loss Preamp Factor Aux Factor APos TPos Remark MHz dBuV/m dBuV/m dB dBuV dB/m dB dB dB cm deg 1 2412.00 91.70 ------ ------ 75.52 32.10 8.49 34.31 9.90 331 241 AVERAGE

Mode	30	
	Band Edge	
	2400-2483.5_802.11ax HE20_CH01_Partial 106/53 RU _2412MHz	
ANT	0+1	
Pol.	Vertical	Fundamental
Peak	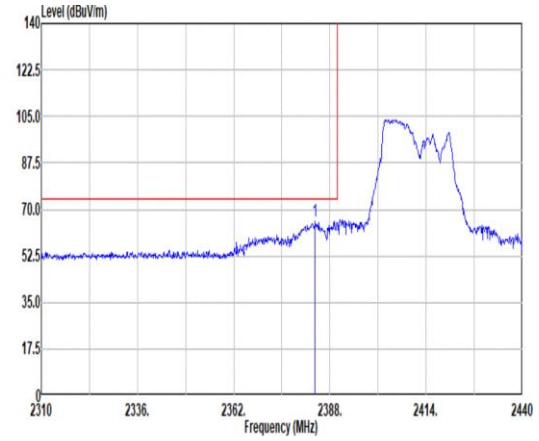 Site : 03CH07-HY Condition: PEAK_BE_74 3m HF_ANT_00075962 VERTICAL : RBW:1000.000kHz VBW:3000.000kHz SWT:Auto Freq Level Limit Line Margin Read Level Ant Factor Cable Loss Preamp Factor Aux Factor APos TPos Remark MHz dBuV/m dBuV/m dB dBuV dB/m dB dB dB cm deg 1 2383.97 65.58 74.00 -8.42 49.46 32.10 8.44 34.32 9.90 100 167 PEAK	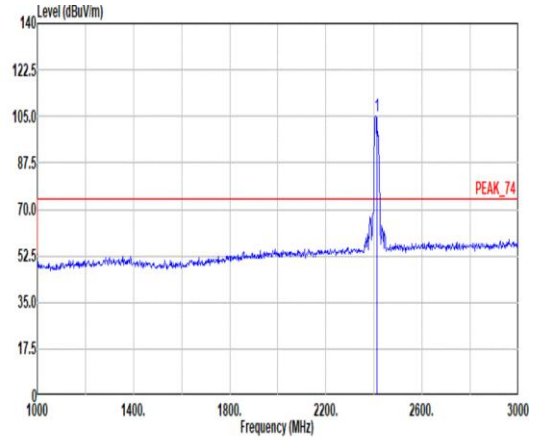 Site : 03CH07-HY Condition: PEAK_74 3m HF_ANT_00075962 VERTICAL : RBW:1000.000kHz VBW:3000.000kHz SWT:Auto Freq Level Limit Line Margin Read Level Ant Factor Cable Loss Preamp Factor Aux Factor APos TPos Remark MHz dBuV/m dBuV/m dB dBuV dB/m dB dB dB cm deg 1 2412.00 105.14 ------ ------ 88.97 32.10 8.48 34.31 9.90 100 167 PEAK
Avg	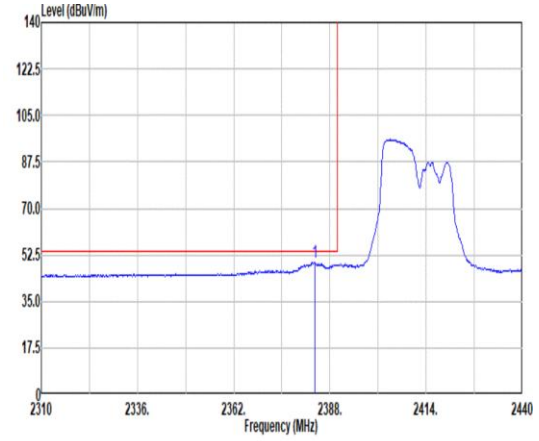 Site : 03CH07-HY Condition: AVG_BE_54 3m HF_ANT_00075962 VERTICAL : RBW:1000.000kHz VBW:2.000kHz SWT:Auto Freq Level Limit Line Margin Read Level Ant Factor Cable Loss Preamp Factor Aux Factor APos TPos Remark MHz dBuV/m dBuV/m dB dBuV dB/m dB dB dB cm deg 1 2383.84 49.74 54.00 -4.26 33.62 32.10 8.44 34.32 9.90 100 167 AVERAGE	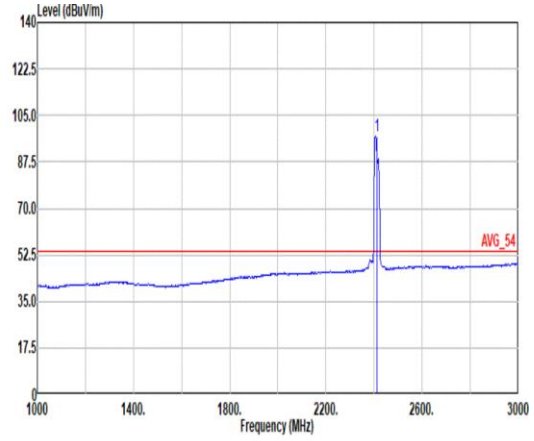 Site : 03CH07-HY Condition: AVG_54 3m HF_ANT_00075962 VERTICAL : RBW:1000.000kHz VBW:2.000kHz SWT:Auto Freq Level Limit Line Margin Read Level Ant Factor Cable Loss Preamp Factor Aux Factor APos TPos Remark MHz dBuV/m dBuV/m dB dBuV dB/m dB dB dB cm deg 1 2412.00 97.33 ------ ------ 81.16 32.10 8.48 34.31 9.90 100 167 AVERAGE

Mode	31	
	Band Edge	
	2400-2483.5_802.11ax HE20_CH11_Partial 106/54 RU _2462MHz	
ANT	0+1	
Pol.	Horizontal	Fundamental
Peak	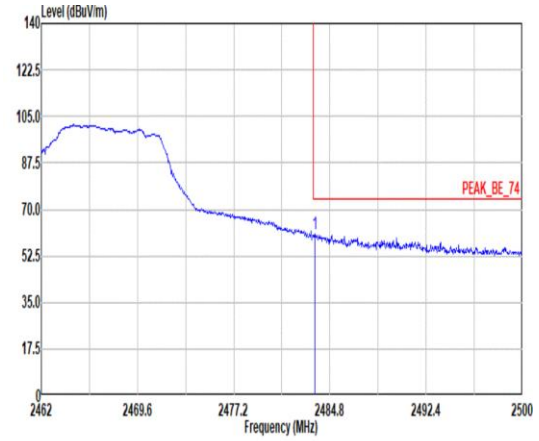 Site : 03CH07-HY Condition: PEAK_BE_74 3m HF_ANT_00075962 HORIZONTAL : RBW:1000.000kHz VBW:3000.000kHz SWT:Auto Freq Level Limit Line Margin Read Level Ant Factor Cable Loss Preamp Factor Aux Factor APos TPos Remark MHz dBuV/m dBuV/m dB dBuV dB/m dB dB dB cm deg 1 2483.62 60.76 74.00 -13.24 44.06 32.44 8.61 34.28 9.93 116 240 PEAK	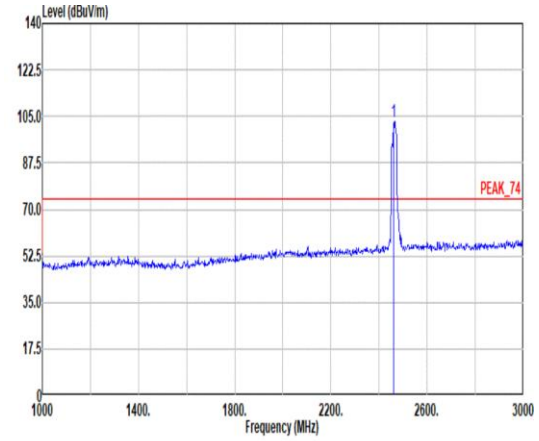 Site : 03CH07-HY Condition: PEAK_74 3m HF_ANT_00075962 HORIZONTAL : RBW:1000.000kHz VBW:3000.000kHz SWT:Auto Freq Level Limit Line Margin Read Level Ant Factor Cable Loss Preamp Factor Aux Factor APos TPos Remark MHz dBuV/m dBuV/m dB dBuV dB/m dB dB dB cm deg 1 2462.00 103.14 ------ ------ 86.58 32.34 8.58 34.29 9.93 116 240 PEAK
Avg	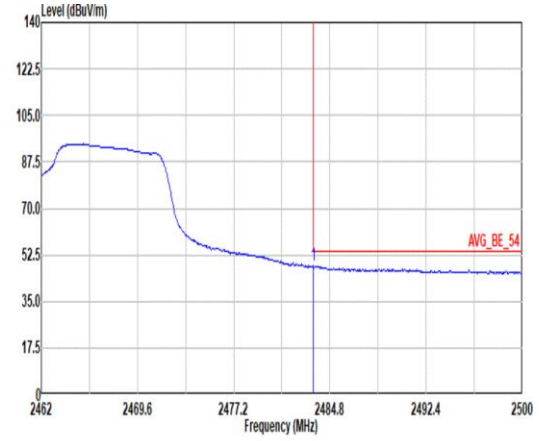 Site : 03CH07-HY Condition: AVG_BE_54 3m HF_ANT_00075962 HORIZONTAL : RBW:1000.000kHz VBW:2.000kHz SWT:Auto Freq Level Limit Line Margin Read Level Ant Factor Cable Loss Preamp Factor Aux Factor APos TPos Remark MHz dBuV/m dBuV/m dB dBuV dB/m dB dB dB cm deg 1 2483.51 48.39 54.00 -5.61 31.69 32.44 8.61 34.28 9.93 116 240 AVERAGE	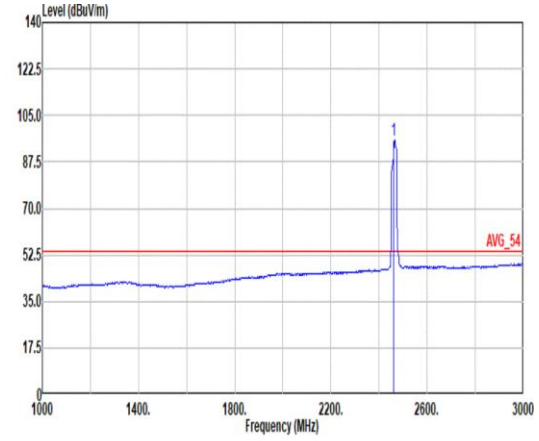 Site : 03CH07-HY Condition: AVG_54 3m HF_ANT_00075962 HORIZONTAL : RBW:1000.000kHz VBW:2.000kHz SWT:Auto Freq Level Limit Line Margin Read Level Ant Factor Cable Loss Preamp Factor Aux Factor APos TPos Remark MHz dBuV/m dBuV/m dB dBuV dB/m dB dB dB cm deg 1 2462.00 95.74 ------ ------ 79.15 32.36 8.58 34.28 9.93 116 240 AVERAGE

Mode	31	
	Band Edge	
	2400-2483.5_802.11ax HE20_CH11_Partial 106/54 RU _2462MHz	
ANT	0+1	
Pol.	Vertical	Fundamental
Peak	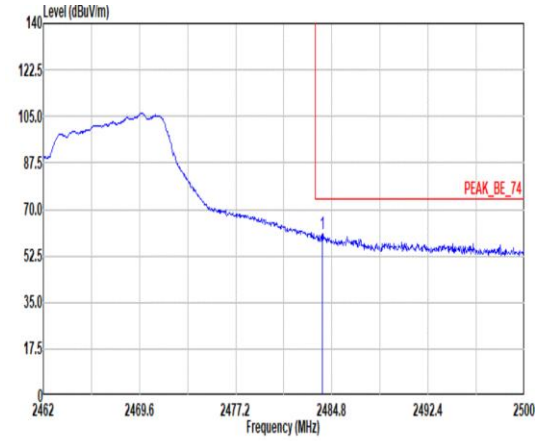 Site : 03CH07-HY Condition: PEAK_BE_74 3m HF_ANT_00075962 VERTICAL : RBW:1000.000kHz VBW:3000.000kHz SWT:Auto Freq Level Limit Line Margin Read Level Ant Factor Cable Loss Preamp Factor Aux Factor APos TPos Remark 1 2484.04 60.82 74.00 -13.18 44.12 32.44 8.61 34.28 9.93 249 165 PEAK	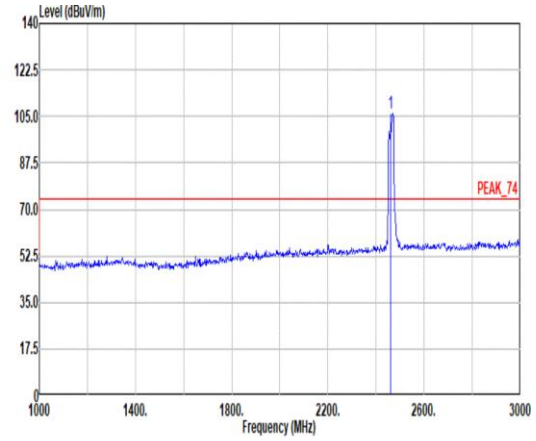 Site : 03CH07-HY Condition: PEAK_74 3m HF_ANT_00075962 VERTICAL : RBW:1000.000kHz VBW:3000.000kHz SWT:Auto Freq Level Limit Line Margin Read Level Ant Factor Cable Loss Preamp Factor Aux Factor APos TPos Remark 1 2462.00 106.11 ------ ------ 89.47 32.40 8.59 34.28 9.93 249 165 PEAK
Avg	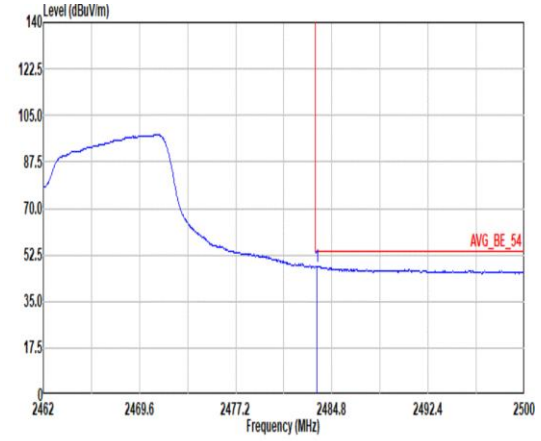 Site : 03CH07-HY Condition: AVG_BE_54 3m HF_ANT_00075962 VERTICAL : RBW:1000.000kHz VBW:2.000kHz SWT:Auto Freq Level Limit Line Margin Read Level Ant Factor Cable Loss Preamp Factor Aux Factor APos TPos Remark 1 2483.62 48.17 54.00 -5.83 31.47 32.44 8.61 34.28 9.93 249 165 AVERAGE	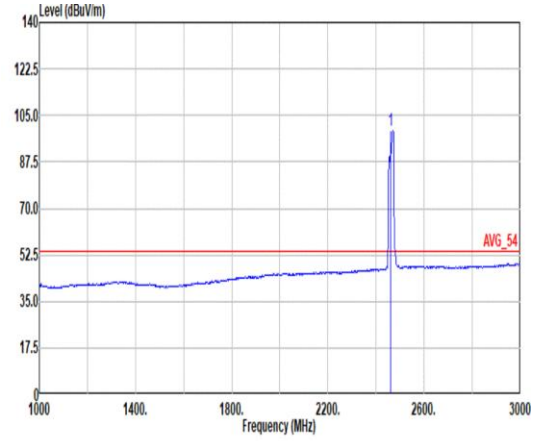 Site : 03CH07-HY Condition: AVG_54 3m HF_ANT_00075962 VERTICAL : RBW:1000.000kHz VBW:2.000kHz SWT:Auto Freq Level Limit Line Margin Read Level Ant Factor Cable Loss Preamp Factor Aux Factor APos TPos Remark 1 2462.00 99.06 ------ ------ 82.42 32.40 8.59 34.28 9.93 249 165 AVERAGE

Mode	32	
	Band Edge	
	2400-2483.5_802.11ax HE20_CH12_Partial 106/54 RU _2467MHz	
ANT	0+1	
Pol.	Horizontal	Fundamental
Peak	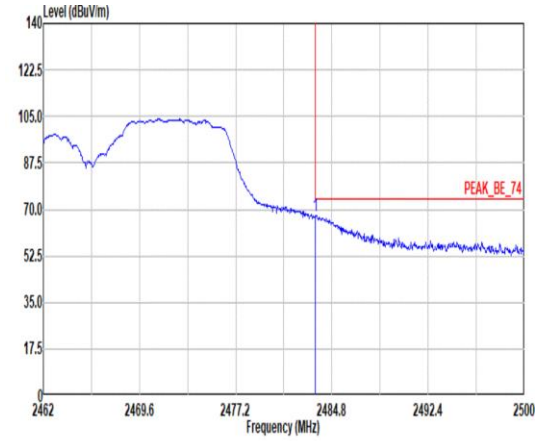 Site : 03CH07-HY Condition: PEAK_BE_74 3m HF_ANT_00075962 HORIZONTAL : RBW:1000.000kHz VBW:3000.000kHz SWT:Auto Freq Level Limit Line Margin Read Level Ant Factor Cable Loss Preamp Factor Aux Factor APos TPos Remark MHz dBuV/m dBuV/m dB dBuV dB/m dB dB dB cm deg 1 2483.51 67.88 74.00 -6.12 51.18 32.44 8.61 34.28 9.93 106 178 PEAK	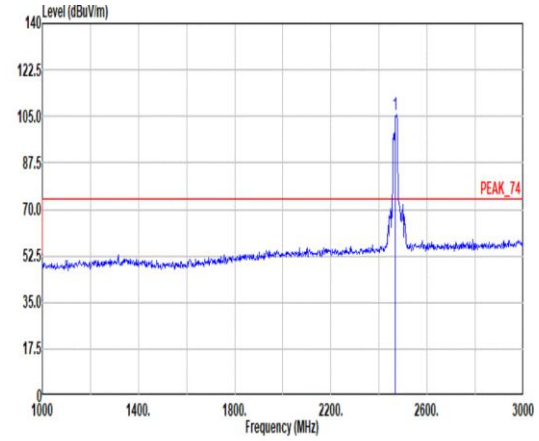 Site : 03CH07-HY Condition: PEAK_74 3m HF_ANT_00075962 HORIZONTAL : RBW:1000.000kHz VBW:3000.000kHz SWT:Auto Freq Level Limit Line Margin Read Level Ant Factor Cable Loss Preamp Factor Aux Factor APos TPos Remark MHz dBuV/m dBuV/m dB dBuV dB/m dB dB dB cm deg 1 2467.00 105.90 ------ ------ 89.26 32.40 8.59 34.28 9.93 106 178 PEAK
Avg	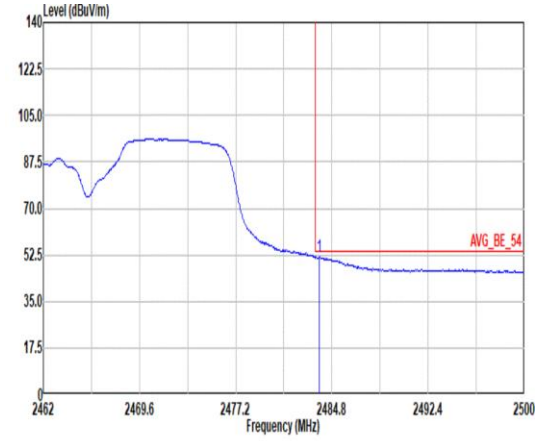 Site : 03CH07-HY Condition: AVG_BE_54 3m HF_ANT_00075962 HORIZONTAL : RBW:1000.000kHz VBW:2.000kHz SWT:Auto Freq Level Limit Line Margin Read Level Ant Factor Cable Loss Preamp Factor Aux Factor APos TPos Remark MHz dBuV/m dBuV/m dB dBuV dB/m dB dB dB cm deg 1 2483.81 51.67 54.00 -2.33 34.97 32.44 8.61 34.28 9.93 106 178 AVERAGE	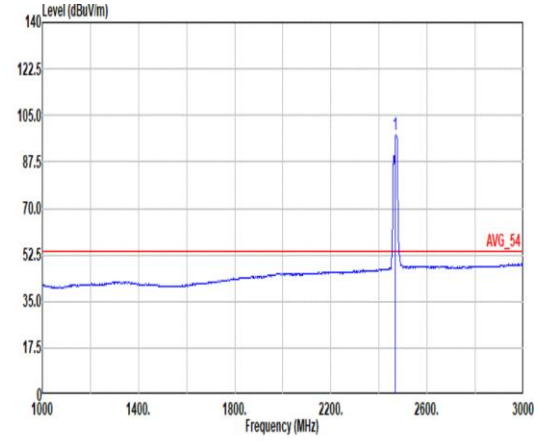 Site : 03CH07-HY Condition: AVG_54 3m HF_ANT_00075962 HORIZONTAL : RBW:1000.000kHz VBW:2.000kHz SWT:Auto Freq Level Limit Line Margin Read Level Ant Factor Cable Loss Preamp Factor Aux Factor APos TPos Remark MHz dBuV/m dBuV/m dB dBuV dB/m dB dB dB cm deg 1 2467.00 97.60 ------ ------ 80.96 32.40 8.59 34.28 9.93 106 178 AVERAGE