Test Mode :	802.11ax HE20_106RU	Test Channel :	12

100kHz PSD reference Level	Low Channel Plot
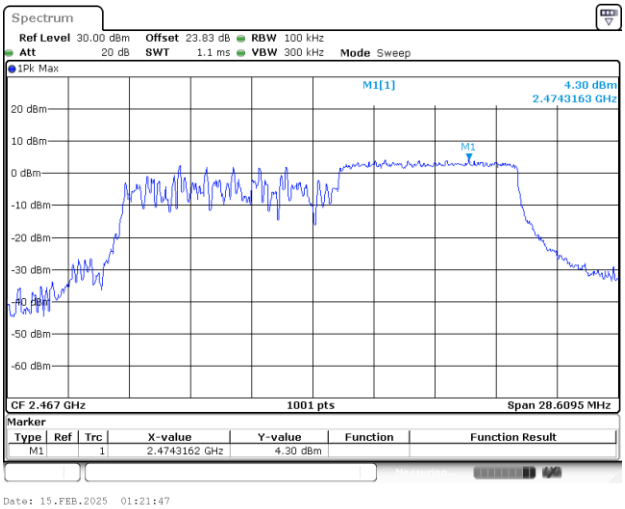	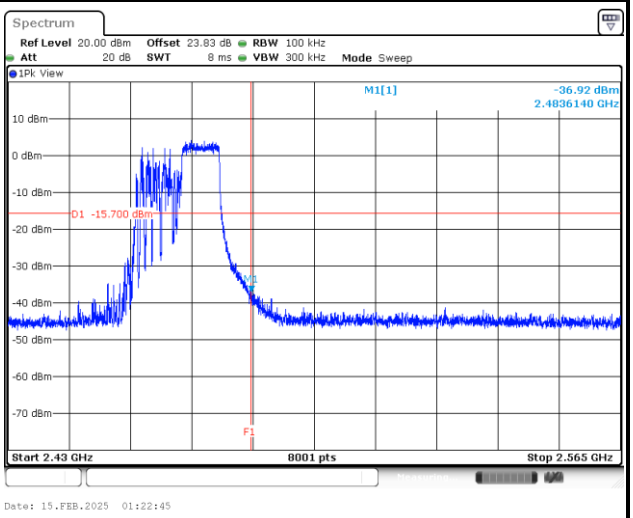
Spurious Emission 30MHz~1GHz	**Spurious Emission 1GHz~26.5GHz**
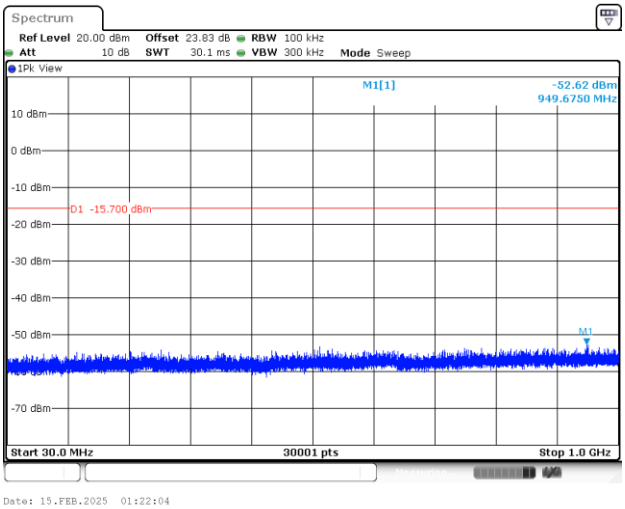	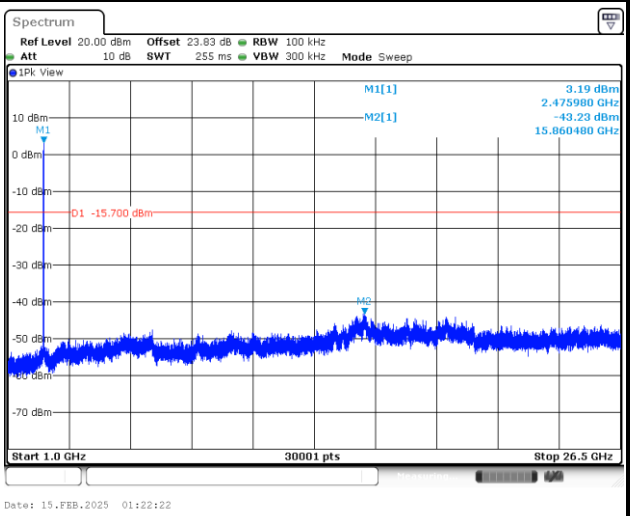

Test Mode :	802.11ax HE20_106RU	Test Channel :	13

100kHz PSD reference Level	Middle Channel Plot
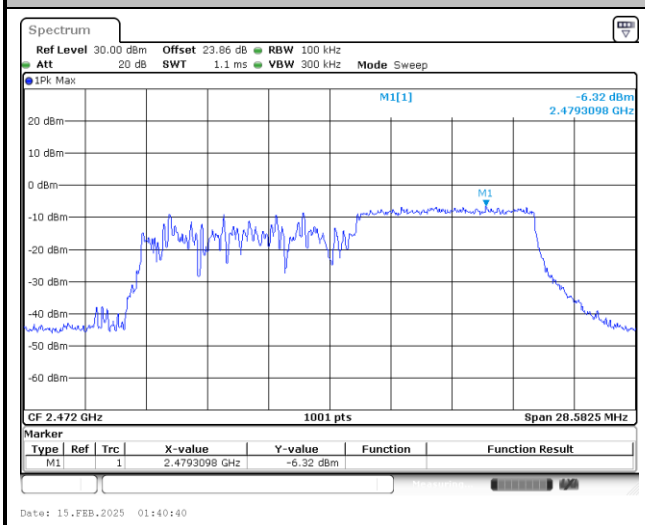	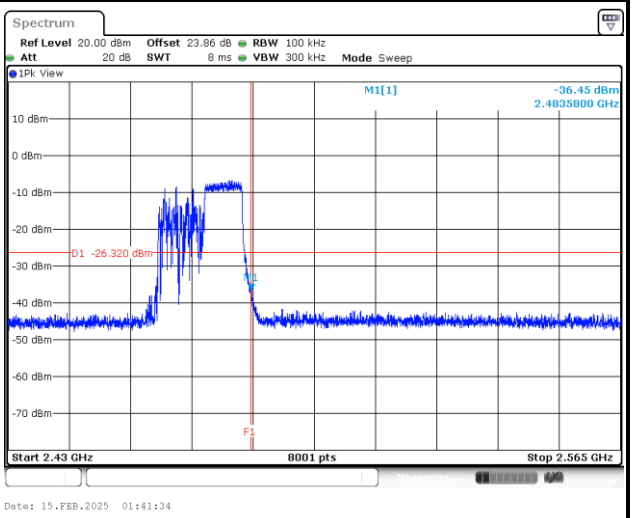
Spurious Emission 30MHz~1GHz	**Spurious Emission 1GHz~26.5GHz**
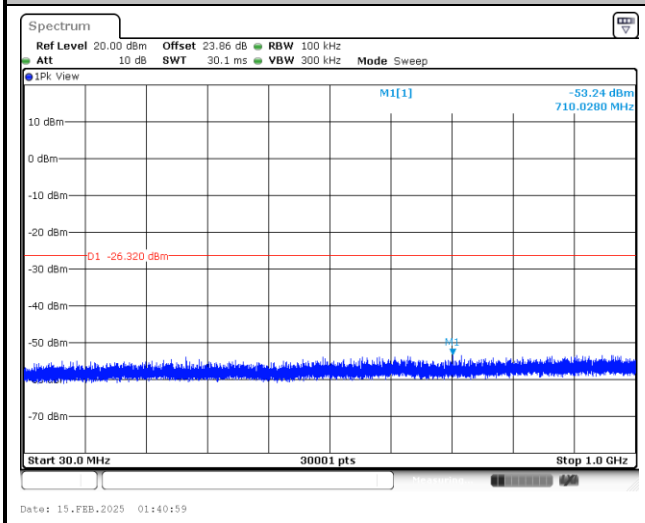	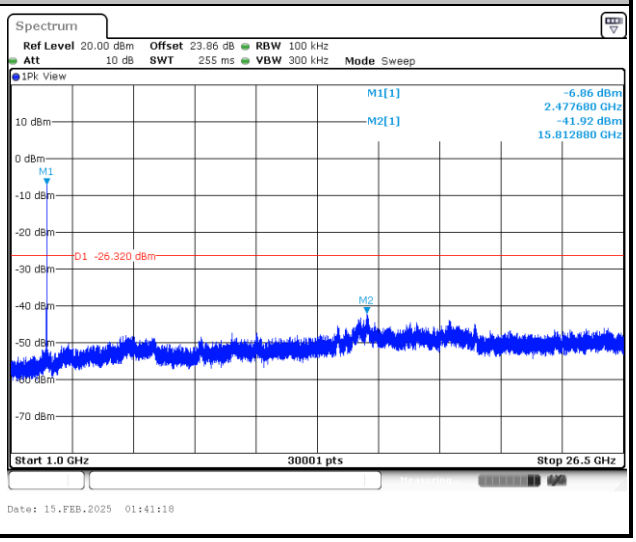

Test Mode :	802.11ax HE20_242RU	Test Channel :	01

100kHz PSD reference Level	Low Channel Plot
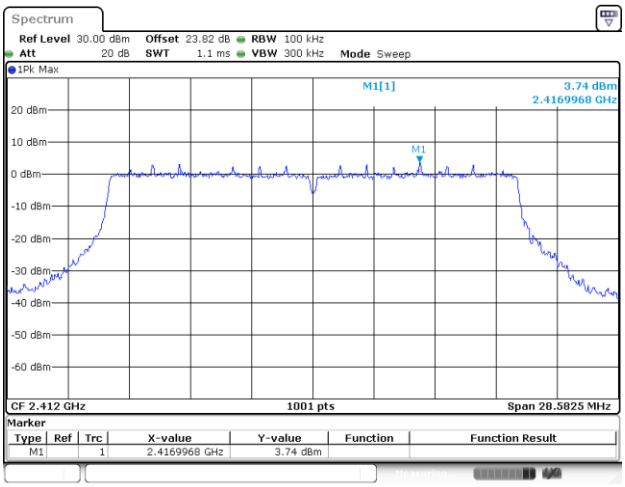	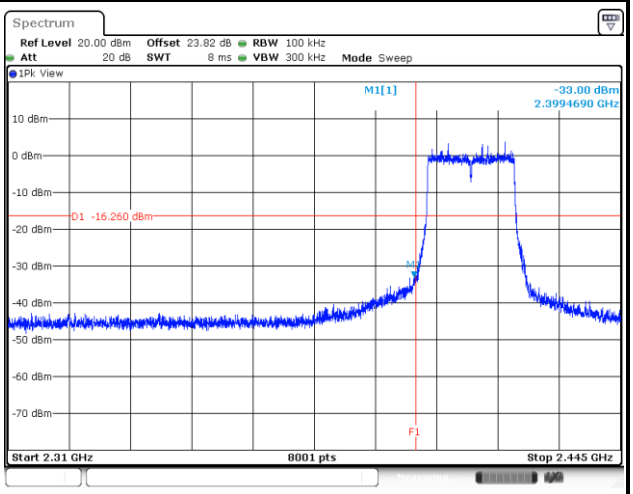
Spurious Emission 30MHz~1GHz	**Spurious Emission 1GHz~26.5GHz**
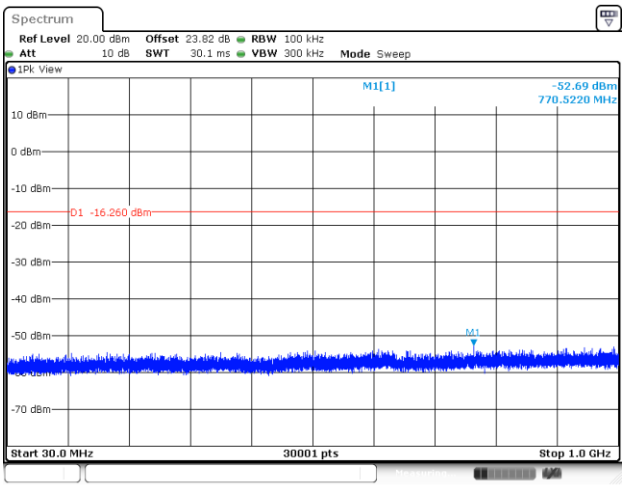	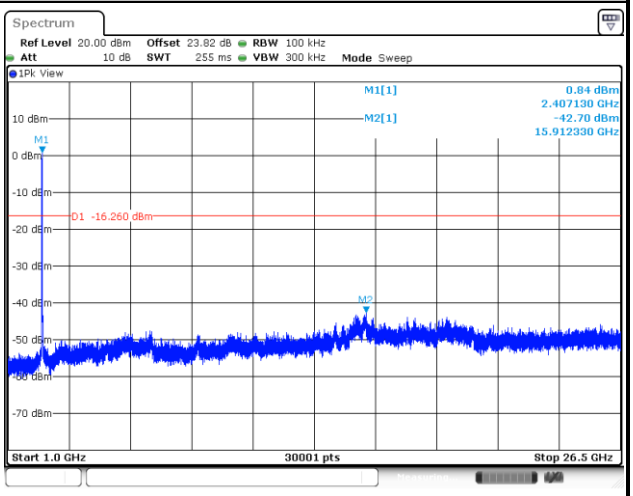

Test Mode :	802.11ax HE20_242RU	Test Channel :	06

100kHz PSD reference Level	Middle Channel Plot
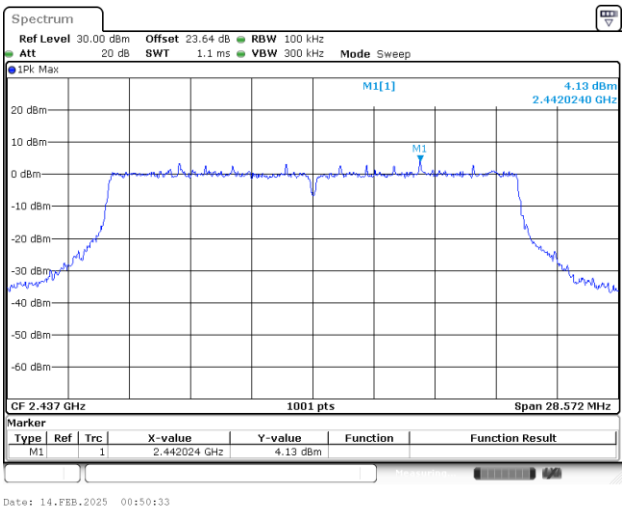	

Spurious Emission 30MHz~1GHz	Spurious Emission 1GHz~26.5GHz
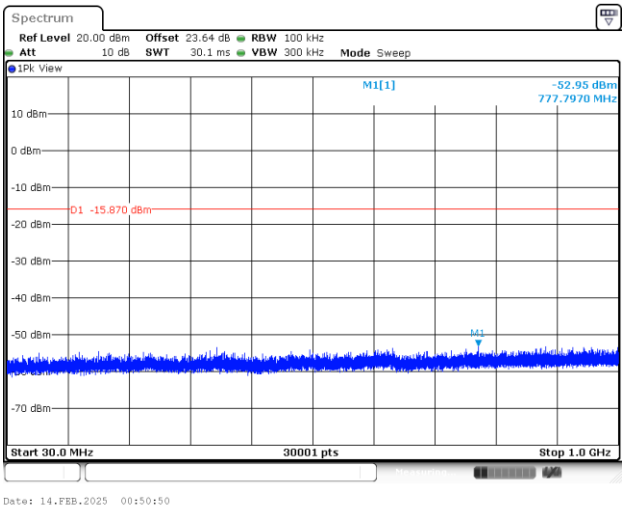	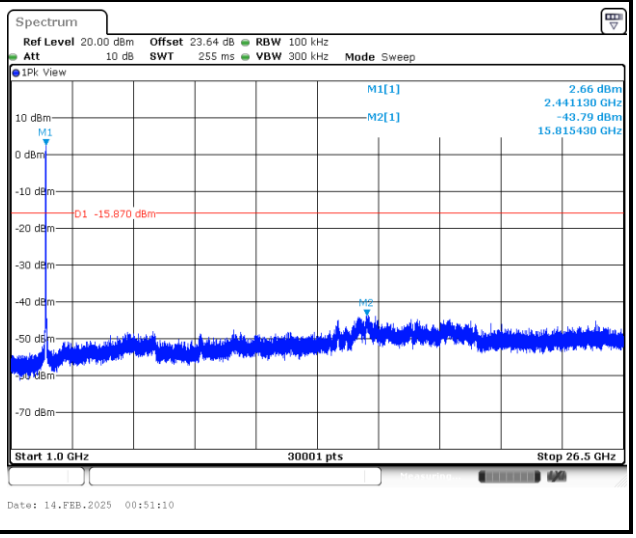

Test Mode :	802.11ax HE20_242RU	Test Channel :	11

100kHz PSD reference Level	High Channel Plot
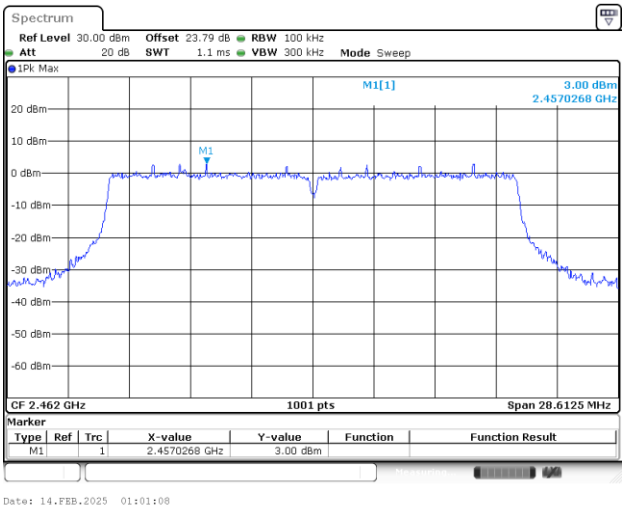	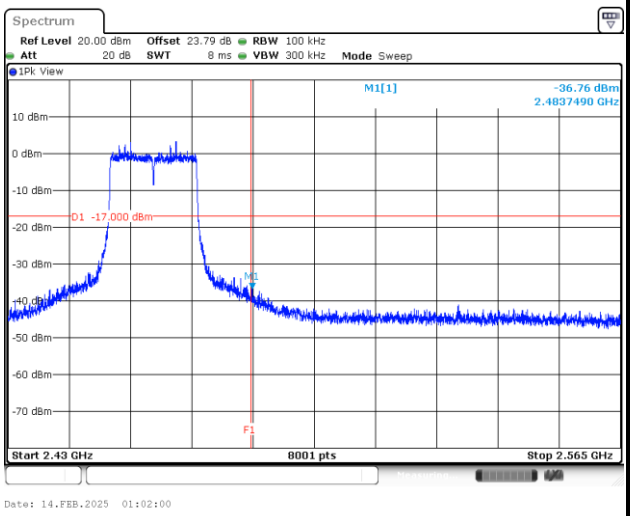
Spurious Emission 30MHz~1GHz	**Spurious Emission 1GHz~26.5GHz**
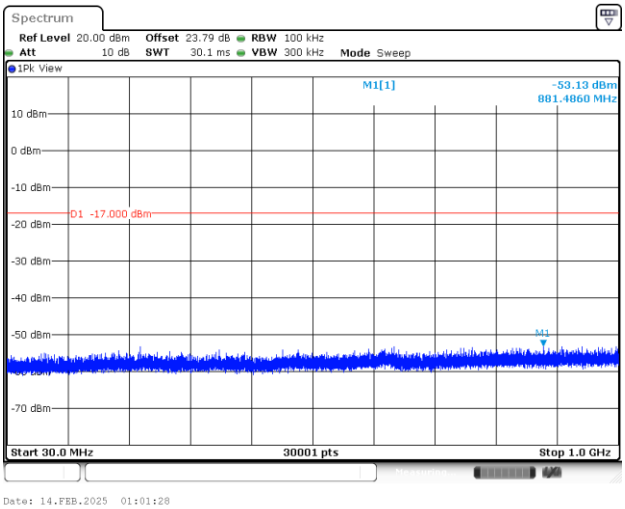	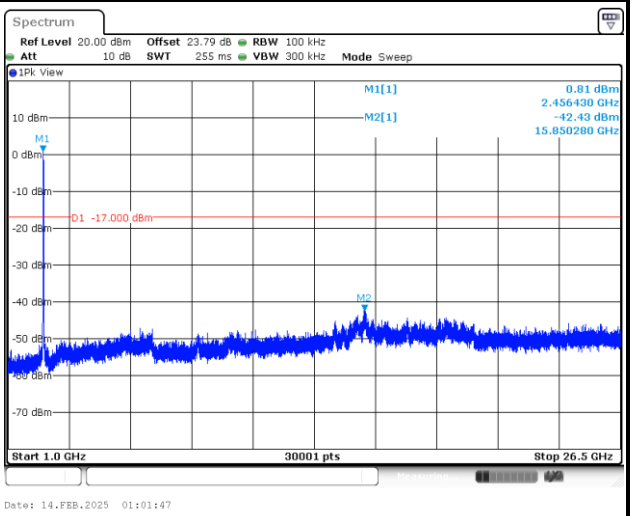

Test Mode :	802.11ax HE20_242RU	Test Channel :	12

100kHz PSD reference Level	Low Channel Plot
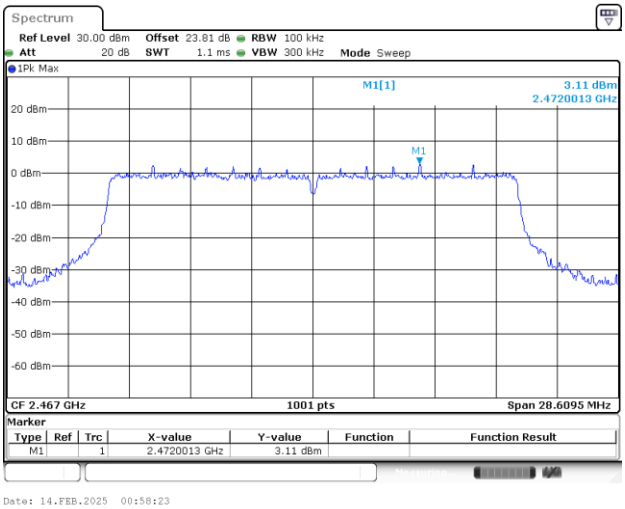	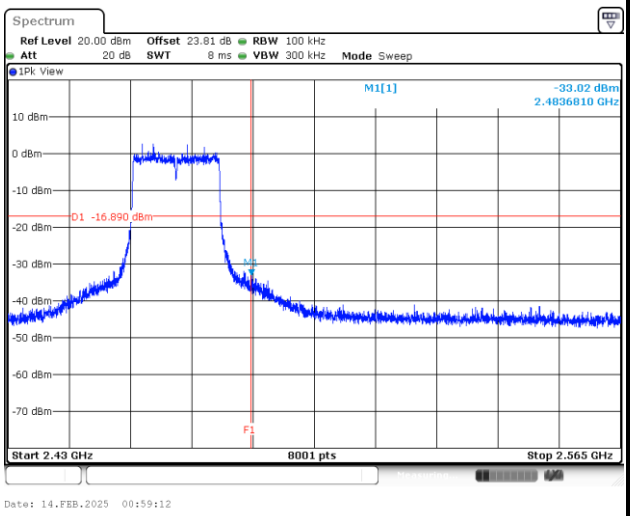
Spurious Emission 30MHz~1GHz	**Spurious Emission 1GHz~26.5GHz**
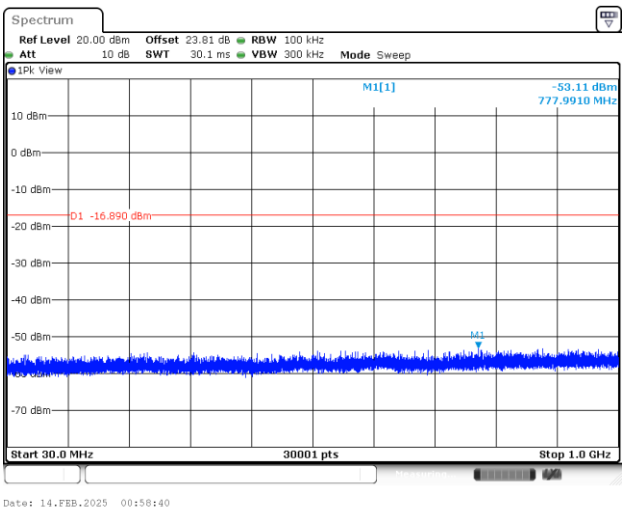	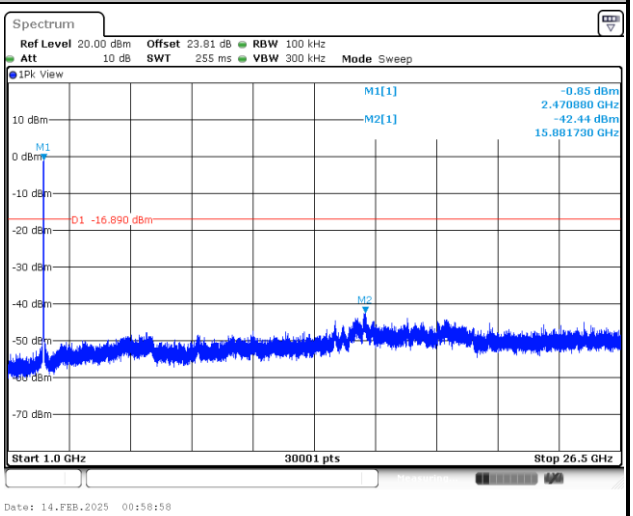

Test Mode :	802.11ax HE20_242RU	Test Channel :	13

100kHz PSD reference Level	Middle Channel Plot
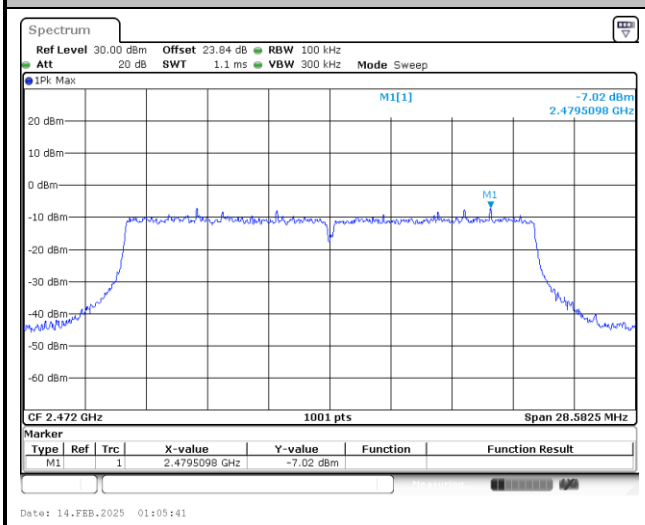	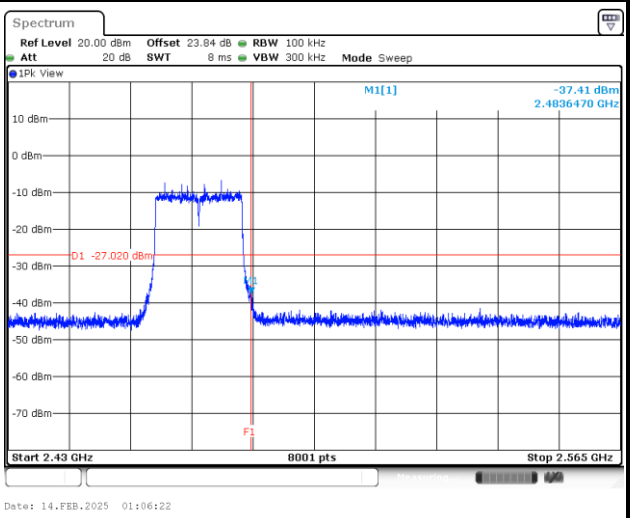
Spurious Emission 30MHz~1GHz	**Spurious Emission 1GHz~26.5GHz**
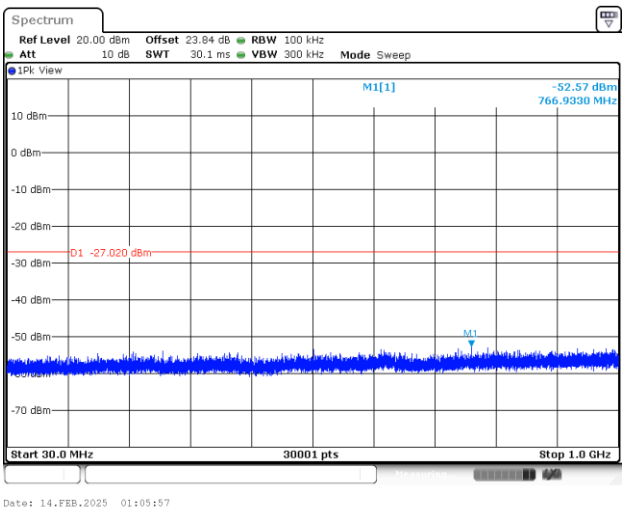	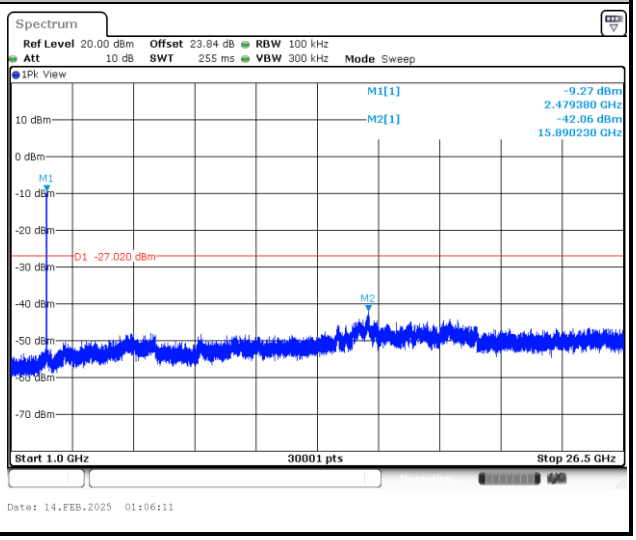

Appendix B. AC Conducted Emission Test Results

Test Engineer :	Calvin Wang	Temperature :	23~26℃
		Relative Humidity :	45~55%

EUT Information

Report NO :	472626
Test Mode :	Mode 1
Test Voltage :	120Vac/60Hz
Phase :	Line
Test Date :	2025/01/16

Full Spectrum

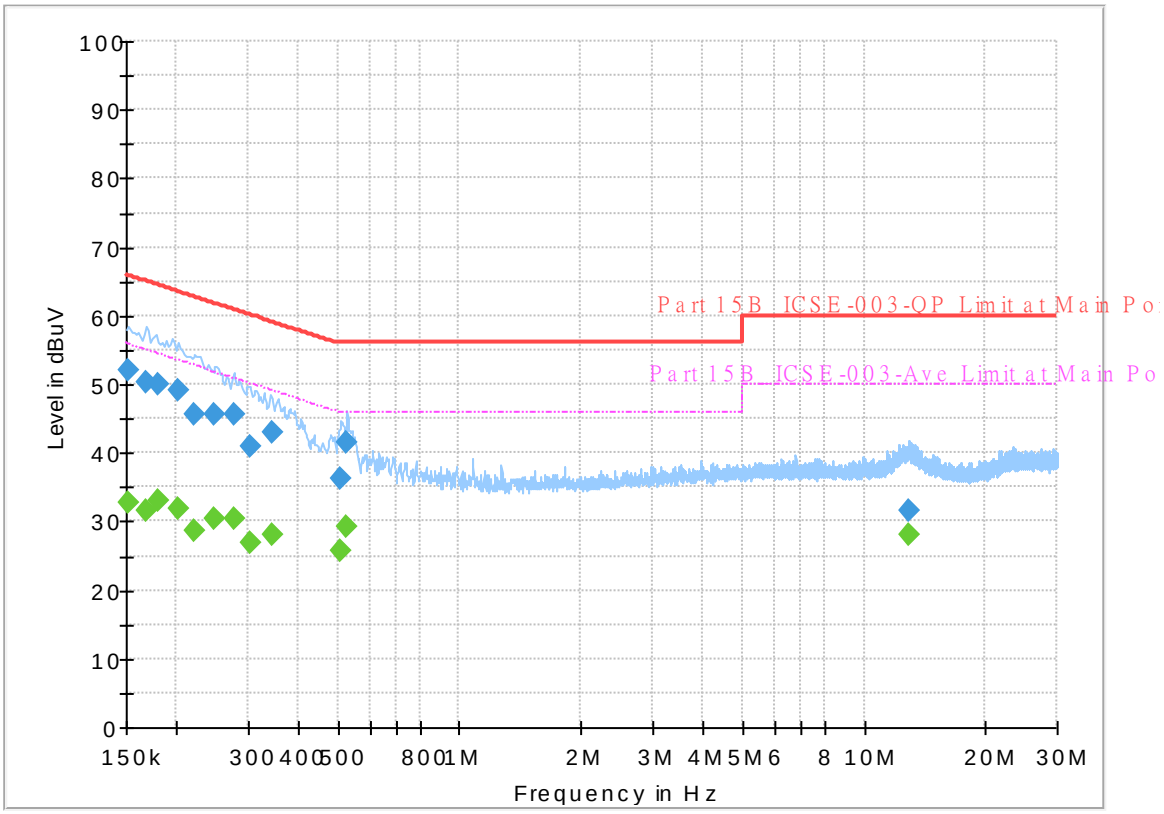

Final_Result

Frequency (MHz)	QuasiPeak (dBuV)	CAverage (dBuV)	Limit (dBuV)	Margin (dB)	Line	Filter	Corr. (dB)
0.152250	---	32.78	55.88	23.10	L1	OFF	19.8
0.152250	52.17	---	65.88	13.71	L1	OFF	19.8
0.168000	---	31.66	55.06	23.40	L1	OFF	19.8
0.168000	50.20	---	65.06	14.86	L1	OFF	19.8
0.179250	---	33.04	54.52	21.48	L1	OFF	19.8
0.179250	49.98	---	64.52	14.54	L1	OFF	19.8
0.201750	---	31.74	53.54	21.80	L1	OFF	19.8
0.201750	49.11	---	63.54	14.43	L1	OFF	19.8
0.222000	---	28.53	52.74	24.21	L1	OFF	19.8
0.222000	45.63	---	62.74	17.11	L1	OFF	19.8
0.249000	---	30.38	51.79	21.41	L1	OFF	19.8
0.249000	45.48	---	61.79	16.31	L1	OFF	19.8
0.278250	---	30.27	50.87	20.60	L1	OFF	19.8
0.278250	45.69	---	60.87	15.18	L1	OFF	19.8
0.305250	---	26.86	50.10	23.24	L1	OFF	19.8
0.305250	40.99	---	60.10	19.11	L1	OFF	19.8
0.343500	---	28.15	49.12	20.97	L1	OFF	19.8
0.343500	43.02	---	59.12	16.10	L1	OFF	19.8
0.510000	---	25.64	46.00	20.36	L1	OFF	19.8
0.510000	36.23	---	56.00	19.77	L1	OFF	19.8

0.528000	**---**	**29.22**	**46.00**	**16.78**	**L1**	**OFF**	**19.8**
0.528000	**41.40**	**---**	**56.00**	**14.60**	**L1**	**OFF**	**19.8**
12.896250	**---**	**28.03**	**50.00**	**21.97**	**L1**	**OFF**	**20.4**
12.896250	**31.61**	**---**	**60.00**	**28.39**	**L1**	**OFF**	**20.4**

EUT Information

Report NO :	472626
Test Mode :	Mode 1
Test Voltage :	120Vac/60Hz
Phase :	Neutral
Test Date :	2025/01/16

Full Spectrum

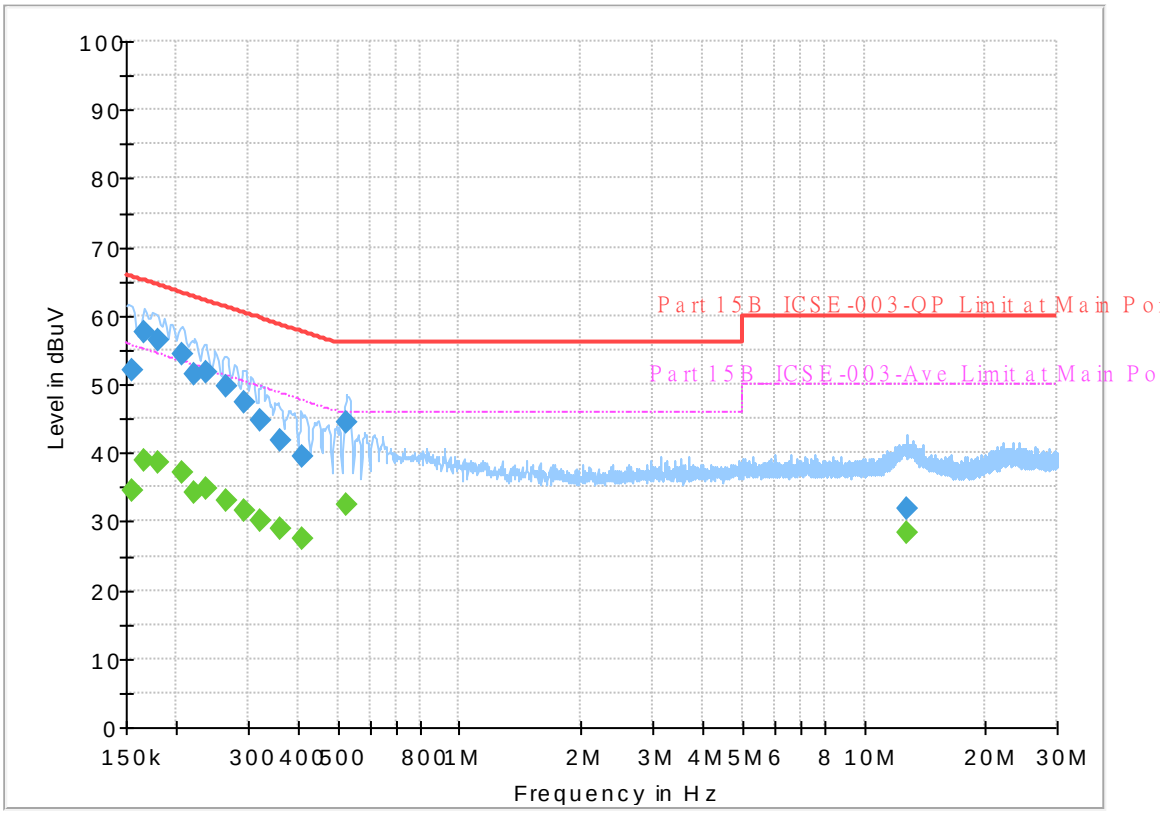

Final_Result

Frequency (MHz)	QuasiPeak (dBuV)	CAverage (dBuV)	Limit (dBuV)	Margin (dB)	Line	Filter	Corr. (dB)
0.154500	---	34.59	55.75	21.16	N	OFF	19.8
0.154500	52.10	---	65.75	13.65	N	OFF	19.8
0.165750	---	39.03	55.17	16.14	N	OFF	19.8
0.165750	57.72	---	65.17	7.45	N	OFF	19.8
0.179250	---	38.46	54.52	16.06	N	OFF	19.8
0.179250	56.31	---	64.52	8.21	N	OFF	19.8
0.206250	---	36.99	53.36	16.37	N	OFF	19.8
0.206250	54.38	---	63.36	8.98	N	OFF	19.8
0.219750	---	34.14	52.83	18.69	N	OFF	19.8
0.219750	51.52	---	62.83	11.31	N	OFF	19.8
0.235500	---	34.68	52.25	17.57	N	OFF	19.8
0.235500	51.74	---	62.25	10.51	N	OFF	19.8
0.264750	---	33.09	51.28	18.19	N	OFF	19.8
0.264750	49.65	---	61.28	11.63	N	OFF	19.8
0.294000	---	31.52	50.41	18.89	N	OFF	19.8
0.294000	47.40	---	60.41	13.01	N	OFF	19.8
0.323250	---	30.12	49.62	19.50	N	OFF	19.8
0.323250	44.59	---	59.62	15.03	N	OFF	19.8
0.361500	---	29.09	48.69	19.60	N	OFF	19.8
0.361500	41.81	---	58.69	16.88	N	OFF	19.8

0.408750	**---**	**27.40**	**47.67**	**20.27**	**N**	**OFF**	**19.8**
0.408750	**39.54**	**---**	**57.67**	**18.13**	**N**	**OFF**	**19.8**
0.525750	**---**	**32.36**	**46.00**	**13.64**	**N**	**OFF**	**19.8**
0.525750	**44.31**	**---**	**56.00**	**11.69**	**N**	**OFF**	**19.8**
12.813000	**---**	**28.47**	**50.00**	**21.53**	**N**	**OFF**	**20.5**
12.813000	**31.85**	**---**	**60.00**	**28.15**	**N**	**OFF**	**20.5**

Appendix C. Radiated Spurious Emission Test Data

Test Engineer :	Jesse Wang, Stan Hsieh and Ken Wu	**Temperature :**	17.7~22.5°C
		Relative Humidity :	44.8~68.0%

Note symbol

-L	**Low channel location**
-R	**High channel location**

C1. Radiated Spurious Emission Test Modes

Mode	Band (MHz)	Antenna	Modulation	Channel	Frequency	Data Rate	RU	Remark
Mode 1	2400-2483.5	0+1	802.11b	01	2412	1Mbps	-	-
Mode 2	2400-2483.5	0+1	802.11b	06	2437	1Mbps	-	-
Mode 3	2400-2483.5	0+1	802.11b	11	2462	1Mbps	-	-
Mode 4	2400-2483.5	0+1	802.11b	12	2467	1Mbps	-	-
Mode 5	2400-2483.5	0+1	802.11b	13	2472	1Mbps	-	-
Mode 6	2400-2483.5	0+1	802.11g	01	2412	6Mbps	-	-
Mode 7	2400-2483.5	0+1	802.11g	06	2437	6Mbps	-	-
Mode 8	2400-2483.5	0+1	802.11g	11	2462	6Mbps	-	-
Mode 9	2400-2483.5	0+1	802.11g	12	2467	6Mbps	-	-
Mode 10	2400-2483.5	0+1	802.11g	13	2472	6Mbps	-	-
Mode 11	2400-2483.5	0+1	802.11ac VHT20	01	2412	MCS0	-	-
Mode 12	2400-2483.5	0+1	802.11ac VHT20	06	2437	MCS0	-	-
Mode 13	2400-2483.5	0+1	802.11ac VHT20	11	2462	MCS0	-	-
Mode 14	2400-2483.5	0+1	802.11ac VHT20	12	2467	MCS0	-	-
Mode 15	2400-2483.5	0+1	802.11ac VHT20	13	2472	MCS0	-	-
Mode 16	2400-2483.5	0+1	802.11ax HE20	01	2412	MCS0	Partial 242/61 RU	-
Mode 17	2400-2483.5	0+1	802.11ax HE20	06	2437	MCS0	Partial 242/61 RU	-

Mode	Band (MHz)	Antenna	Modulation	Channel	Frequency	Data Rate	RU	Remark
Mode 18	2400-2483.5	0+1	802.11ax HE20	11	2462	MCS0	Partial 242/61 RU	-
Mode 19	2400-2483.5	0+1	802.11ax HE20	12	2467	MCS0	Partial 242/61 RU	-
Mode 20	2400-2483.5	0+1	802.11ax HE20	13	2472	MCS0	Partial 242/61 RU	-
Mode 21	2400-2483.5	0+1	802.11ax HE20	01	2412	MCS0	Partial 26/0 RU	-
Mode 22	2400-2483.5	0+1	802.11ax HE20	06	2437	MCS0	Partial 26/4 RU	-
Mode 23	2400-2483.5	0+1	802.11ax HE20	11	2462	MCS0	Partial 26/8 RU	-
Mode 24	2400-2483.5	0+1	802.11ax HE20	12	2467	MCS0	Partial 26/8 RU	-
Mode 25	2400-2483.5	0+1	802.11ax HE20	13	2472	MCS0	Partial 26/8 RU	-
Mode 26	2400-2483.5	0+1	802.11ax HE20	01	2412	MCS0	Partial 52/37 RU	-
Mode 27	2400-2483.5	0+1	802.11ax HE20	11	2462	MCS0	Partial 52/40 RU	-
Mode 28	2400-2483.5	0+1	802.11ax HE20	12	2467	MCS0	Partial 52/40 RU	-
Mode 29	2400-2483.5	0+1	802.11ax HE20	13	2472	MCS0	Partial 52/40 RU	-
Mode 30	2400-2483.5	0+1	802.11ax HE20	01	2412	MCS0	Partial 106/53 RU	-
Mode 31	2400-2483.5	0+1	802.11ax HE20	11	2462	MCS0	Partial 106/54 RU	-
Mode 32	2400-2483.5	0+1	802.11ax HE20	12	2467	MCS0	Partial 106/54 RU	-
Mode 33	2400-2483.5	0+1	802.11ax HE20	13	2472	MCS0	Partial 106/54 RU	-
Mode 34	2400-2483.5	0+1	802.11b	06	2437	1Mbps	-	LF
Mode 35	2400-2483.5	0+1	802.11b	06	2437	1Mbps	-	SHF

C2. Summary of each worse mode

Mode	Modulation	Ch.	Freq. (MHz)	Level (dBuV/m)	Limit (dBuV/m)	Margin (dB)	Pol.	Peak Avg.	Result	RU	Remark
1	802.11b	01	2383.71	44.30	54.00	-9.70	V	Avg.	Pass	-	Band Edge
	802.11b	01	4824.00	45.71	54.00	-8.29	V	Avg.	Pass	-	Harmonic
2	802.11b	06	2495.91	44.43	54.00	-9.57	H	Avg.	Pass	-	Band Edge
	802.11b	06	4874.00	45.20	54.00	-8.80	V	Avg.	Pass	-	Harmonic
3	802.11b	11	2490.31	45.54	54.00	-8.46	H	Avg.	Pass	-	Band Edge
	802.11b	11	4924.00	48.41	54.00	-5.59	V	Avg.	Pass	-	Harmonic
4	802.11b	12	2484.23	50.45	54.00	-3.55	H	Avg.	Pass	-	Band Edge
	802.11b	12	-	-	-	-	-	-	-	-	Harmonic
5	802.11b	13	2485.60	50.93	54.00	-3.07	H	Avg.	Pass	-	Band Edge
	802.11b	13	-	-	-	-	-	-	-	-	Harmonic
6	802.11g	01	2388.65	51.07	54.00	-2.93	H	Avg.	Pass	-	Band Edge
	802.11g	01	4824.00	36.19	54.00	-17.81	V	Avg.	Pass	-	Harmonic

Mode	Modulation	Ch.	Freq. (MHz)	Level (dBuV/m)	Limit (dBuV/m)	Margin (dB)	Pol.	Peak Avg.	Result	RU	Remark
7	802.11g	06	2493.39	44.29	54.00	-9.71	H	Avg.	Pass	-	Band Edge
	802.11g	06	4874.00	37.02	54.00	-16.98	V	Avg.	Pass	-	Harmonic
8	802.11g	11	2483.51	51.94	54.00	-2.06	V	Avg.	Pass	-	Band Edge
	802.11g	11	4924.00	38.71	54.00	-15.29	V	Avg.	Pass	-	Harmonic
9	802.11g	12	2483.51	51.39	54.00	-2.61	H	Avg.	Pass	-	Band Edge
	802.11g	12	-	-	-	-	-	-	-	-	Harmonic
10	802.11g	13	2483.51	51.70	54.00	-2.30	H	Avg.	Pass	-	Band Edge
	802.11g	13	-	-	-	-	-	-	-	-	Harmonic
11	802.11ac VHT20	01	2389.95	50.19	54.00	-3.81	V	Avg.	Pass	-	Band Edge
	802.11ac VHT20	01	4824.00	35.85	54.00	-18.15	V	Avg.	Pass	-	Harmonic
12	802.11ac VHT20	06	2494.77	44.68	54.00	-9.32	H	Avg.	Pass	-	Band Edge
	802.11ac VHT20	06	4874.00	36.80	54.00	-17.20	V	Avg.	Pass	-	Harmonic
13	802.11ac VHT20	11	2483.51	51.49	54.00	-2.51	H	Avg.	Pass	-	Band Edge
	802.11ac VHT20	11	4924.00	35.91	54.00	-18.09	V	Avg.	Pass	-	Harmonic
14	802.11ac VHT20	12	2483.51	51.15	54.00	-2.85	V	Avg.	Pass	-	Band Edge
	802.11ac VHT20	12	-	-	-	-	-	-	-	-	Harmonic

Mode	Modulation	Ch.	Freq. (MHz)	Level (dBuV/m)	Limit (dBuV/m)	Margin (dB)	Pol.	Peak Avg.	Result	RU	Remark
15	802.11ac VHT20	13	2483.51	51.95	54.00	-2.05	V	Avg.	Pass	-	Band Edge
	802.11ac VHT20	13	-	-	-	-	-	-	-	-	Harmonic
16	802.11ax HE20	01	2389.95	50.04	54.00	-3.96	V	Avg.	Pass	Partial 242/61 RU	Band Edge
	802.11ax HE20	01	4824.00	41.26	74.00	-32.74	V	Peak	Pass	Partial 242/61 RU	Harmonic
17	802.11ax HE20	06	2496.28	44.46	54.00	-9.54	H	Avg.	Pass	Partial 242/61 RU	Band Edge
	802.11ax HE20	06	7311.00	36.96	54.00	-17.04	V	Avg.	Pass	Partial 242/61 RU	Harmonic
18	802.11ax HE20	11	2484.34	48.91	54.00	-5.09	H	Avg.	Pass	Partial 242/61 RU	Band Edge
	802.11ax HE20	11	7386.00	42.40	74.00	-31.60	V	Peak	Pass	Partial 242/61 RU	Harmonic
19	802.11ax HE20	12	2484.76	50.99	54.00	-3.01	H	Avg.	Pass	Partial 242/61 RU	Band Edge
	802.11ax HE20	12	-	-	-	-	-	-	-	Partial 242/61 RU	Harmonic
20	802.11ax HE20	13	2483.51	51.98	54.00	-2.02	H	Avg.	Pass	Partial 242/61 RU	Band Edge
	802.11ax HE20	13	-	-	-	-	-	-	-	Partial 242/61 RU	Harmonic

Mode	Modulation	Ch.	Freq. (MHz)	Level (dBuV/m)	Limit (dBuV/m)	Margin (dB)	Pol.	Peak Avg.	Result	RU	Remark
21	802.11ax HE20	01	2361.61	44.53	54.00	-9.47	V	Avg.	Pass	Partial 26/0 RU	Band Edge
	802.11ax HE20	01	4824.00	37.73	54.00	-16.27	V	Avg.	Pass	Partial 26/0 RU	Harmonic
22	802.11ax HE20	06	2495.78	45.03	54.00	-8.97	H	Avg.	Pass	Partial 26/4 RU	Band Edge
	802.11ax HE20	06	7311.00	47.70	54.00	-6.30	V	Avg.	Pass	Partial 26/4 RU	Harmonic
23	802.11ax HE20	11	2500.00	70.42	74.00	-3.58	H	Peak	Pass	Partial 26/8 RU	Band Edge
	802.11ax HE20	11	7386.00	42.07	54.00	-11.93	V	Avg.	Pass	Partial 26/8 RU	Harmonic
24	802.11ax HE20	12	2485.07	67.82	74.00	-6.18	V	Peak	Pass	Partial 26/8 RU	Band Edge
	802.11ax HE20	12	-	-	-	-	-	-	-	Partial 26/8 RU	Harmonic
25	802.11ax HE20	13	2483.55	71.39	74.00	-2.61	V	Peak	Pass	Partial 26/8 RU	Band Edge
	802.11ax HE20	13	-	-	-	-	-	-	-	Partial 26/8 RU	Harmonic
26	802.11ax HE20	01	2389.82	44.28	54.00	-9.72	V	Avg.	Pass	Partial 52/37 RU	Band Edge
	802.11ax HE20	01	-	-	-	-	-	-	-	Partial 52/37 RU	Harmonic
27	802.11ax HE20	11	2483.85	45.93	54.00	-8.07	V	Avg.	Pass	Partial 52/40 RU	Band Edge
	802.11ax HE20	11	-	-	-	-	-	-	-	Partial 52/40 RU	Harmonic
28	802.11ax HE20	12	2483.51	47.26	54.00	-6.74	V	Avg.	Pass	Partial 52/40 RU	Band Edge
	802.11ax HE20	12	2483.51	47.26	54.00	-6.74	V	Avg.	Pass	Partial 52/40 RU	Band Edge

Mode	Modulation	Ch.	Freq. (MHz)	Level (dBuV/m)	Limit (dBuV/m)	Margin (dB)	Pol.	Peak Avg.	Result	RU	Remark
29	802.11ax HE20	13	2483.51	51.53	54.00	-2.47	V	Avg.	Pass	Partial 52/40 RU	Band Edge
	802.11ax HE20	13	-	-	-	-	-	-	-	Partial 52/40 RU	Harmonic
30	802.11ax HE20	01	2383.84	49.74	54.00	-4.26	V	Avg.	Pass	Partial 106/53 RU	Band Edge
	802.11ax HE20	01	-	-	-	-	-	-	-	Partial 106/53 RU	Harmonic
31	802.11ax HE20	11	2483.51	48.39	54.00	-5.61	H	Avg.	Pass	Partial 106/54 RU	Band Edge
	802.11ax HE20	11	-	-	-	-	-	-	-	Partial 106/54 RU	Harmonic
32	802.11ax HE20	12	2483.81	51.67	54.00	-2.33	H	Avg.	Pass	Partial 106/54 RU	Band Edge
	802.11ax HE20	12	-	-	-	-	-	-	-	Partial 106/54 RU	Harmonic
33	802.11ax HE20	13	2483.51	51.96	54.00	-2.04	H	Avg.	Pass	Partial 106/54 RU	Band Edge
	802.11ax HE20	13	-	-	-	-	-	-	-	Partial 106/54 RU	Harmonic
34	802.11b	13	269.59	38.84	46.00	-7.16	H	Peak	Pass	-	LF
35	802.11b	13	24769.00	39.08	74.00	-34.92	H	Peak	Pass	-	SHF

Mode	1	
	Band Edge	
	2400-2483.5_802.11b_CH01_2412MHz	
ANT	0+1	
Pol.	Horizontal	Fundamental
Peak	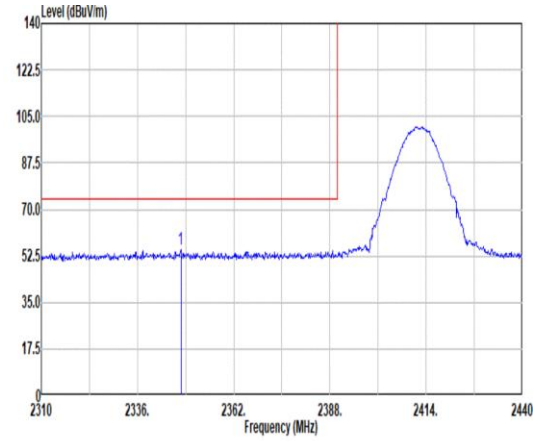 Site : 03CH07-HY Condition: PEAK_BE_74 3m HF_ANT_00075962 HORIZONTAL : RBW:1000.000kHz VBW:3000.000kHz SWT:Auto Freq Level Limit Line Margin Read Level Ant Factor Cable Loss Preamp Factor Aux Factor APos TPos Remark MHz dBuV/m dBuV/m dB dBuV dB/m dB dB dB cm deg 1 2347.70 54.68 74.00 -19.32 38.74 32.00 8.38 34.34 9.90 115 176 PEAK	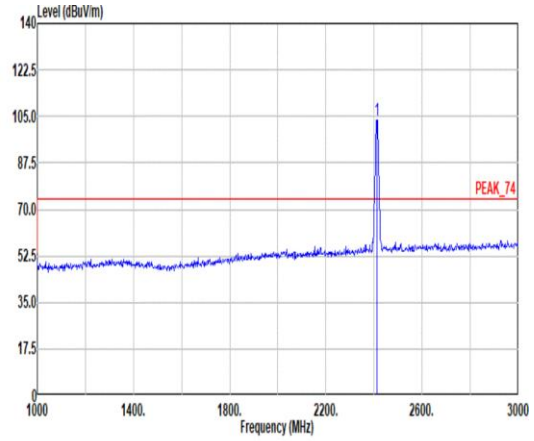 Site : 03CH07-HY Condition: PEAK_74 3m HF_ANT_00075962 HORIZONTAL : RBW:1000.000kHz VBW:3000.000kHz SWT:Auto Freq Level Limit Line Margin Read Level Ant Factor Cable Loss Preamp Factor Aux Factor APos TPos Remark MHz dBuV/m dBuV/m dB dBuV dB/m dB dB dB cm deg 1 2412.00 103.65 ------ ------ 87.43 32.14 8.49 34.31 9.90 115 176 PEAK
Avg	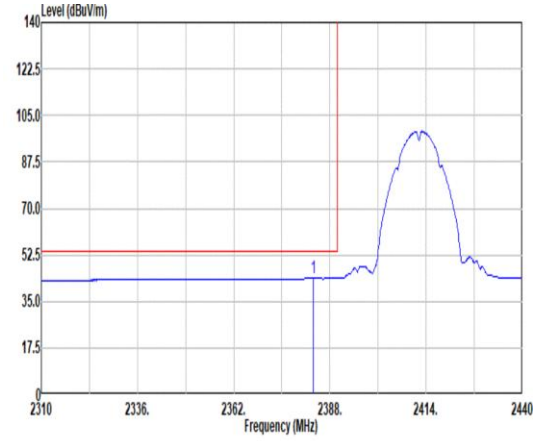 Site : 03CH07-HY Condition: AVG_BE_54 3m HF_ANT_00075962 HORIZONTAL : RBW:1000.000kHz VBW:0.010kHz SWT:Auto Freq Level Limit Line Margin Read Level Ant Factor Cable Loss Preamp Factor Aux Factor APos TPos Remark MHz dBuV/m dBuV/m dB dBuV dB/m dB dB dB cm deg 1 2383.58 44.11 54.00 -9.89 27.99 32.10 8.44 34.32 9.90 115 176 AVERAGE	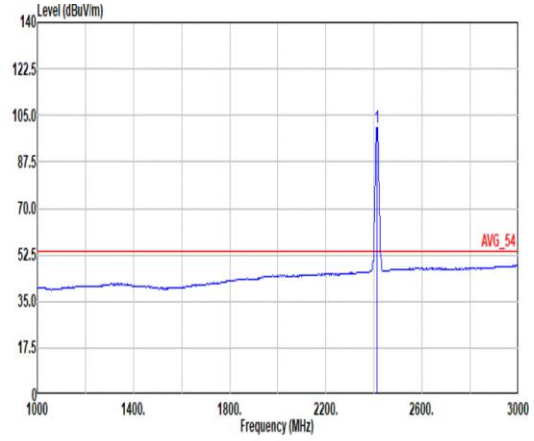 Site : 03CH07-HY Condition: AVG_54 3m HF_ANT_00075962 HORIZONTAL : RBW:1000.000kHz VBW:0.010kHz SWT:Auto Freq Level Limit Line Margin Read Level Ant Factor Cable Loss Preamp Factor Aux Factor APos TPos Remark MHz dBuV/m dBuV/m dB dBuV dB/m dB dB dB cm deg 1 2412.00 100.60 ------ ------ 84.33 32.18 8.49 34.31 9.91 115 176 AVERAGE

Mode	1	
	Band Edge	
	2400-2483.5_802.11b_CH01_2412MHz	
ANT	0+1	
Pol.	Vertical	Fundamental
Peak	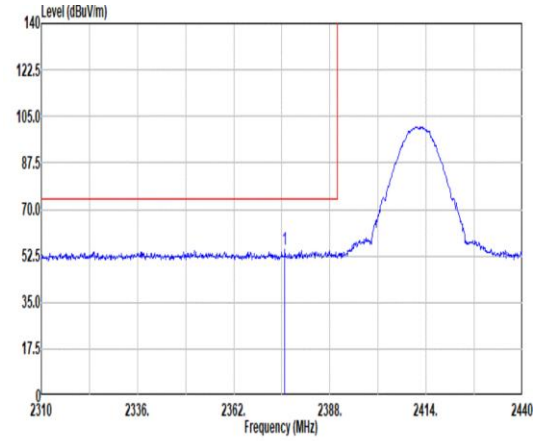 Site : 03CH07-HY Condition: PEAK_BE_74 3m HF_ANT_00075962 VERTICAL : RBW:1000.000kHz VBW:3000.000kHz SWT:Auto Freq Level Limit Line Margin Read Level Ant Factor Cable Loss Preamp Factor Aux Factor APos TPos Remark MHz dBuV/m dBuV/m dB dBuV dB/m dB dB dB cm deg 1 2375.78 54.72 74.00 -19.28 38.65 32.06 8.43 34.32 9.90 135 185 PEAK	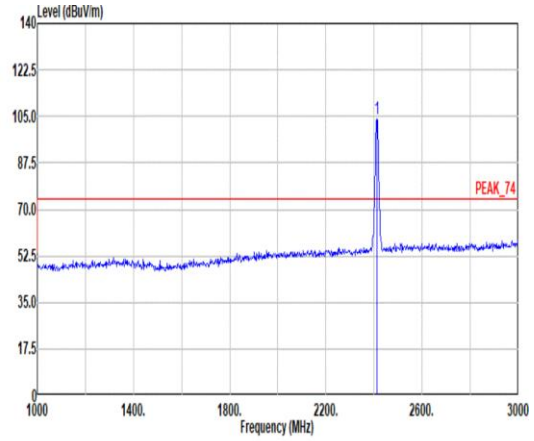 Site : 03CH07-HY Condition: PEAK_74 3m HF_ANT_00075962 VERTICAL : RBW:1000.000kHz VBW:3000.000kHz SWT:Auto Freq Level Limit Line Margin Read Level Ant Factor Cable Loss Preamp Factor Aux Factor APos TPos Remark MHz dBuV/m dBuV/m dB dBuV dB/m dB dB dB cm deg 1 2412.00 103.81 ------ ------ 87.59 32.14 8.49 34.31 9.90 135 185 PEAK
Avg	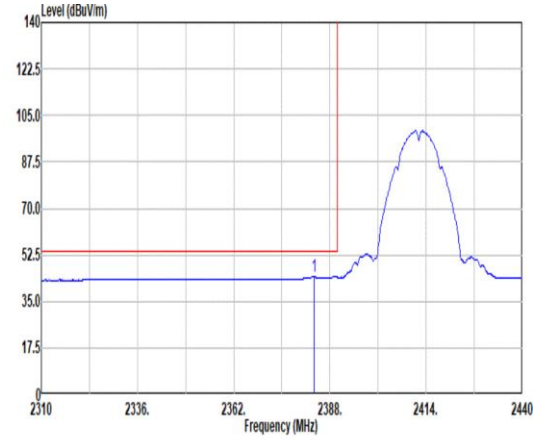 Site : 03CH07-HY Condition: AVG_BE_54 3m HF_ANT_00075962 VERTICAL : RBW:1000.000kHz VBW:0.010kHz SWT:Auto Freq Level Limit Line Margin Read Level Ant Factor Cable Loss Preamp Factor Aux Factor APos TPos Remark MHz dBuV/m dBuV/m dB dBuV dB/m dB dB dB cm deg 1 2383.71 44.30 54.00 -9.70 28.18 32.10 8.44 34.32 9.90 135 185 AVERAGE	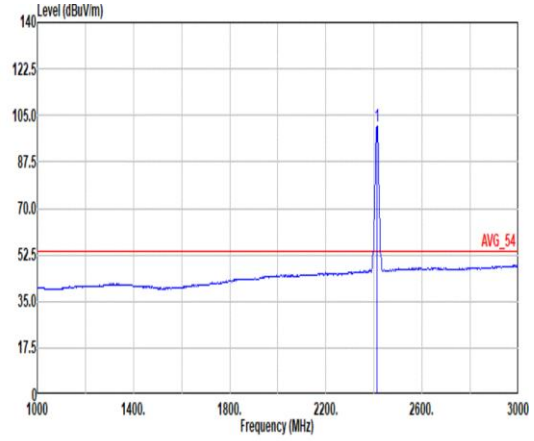 Site : 03CH07-HY Condition: AVG_54 3m HF_ANT_00075962 VERTICAL : RBW:1000.000kHz VBW:0.010kHz SWT:Auto Freq Level Limit Line Margin Read Level Ant Factor Cable Loss Preamp Factor Aux Factor APos TPos Remark MHz dBuV/m dBuV/m dB dBuV dB/m dB dB dB cm deg 1 2412.00 100.72 ------ ------ 84.45 32.18 8.49 34.31 9.91 135 185 AVERAGE

Mode	1	
	Harmonic	
	2400-2483.5_802.11b_CH01_2412MHz	
ANT	0+1	
Pol.	Horizontal	Vertical
Peak Avg	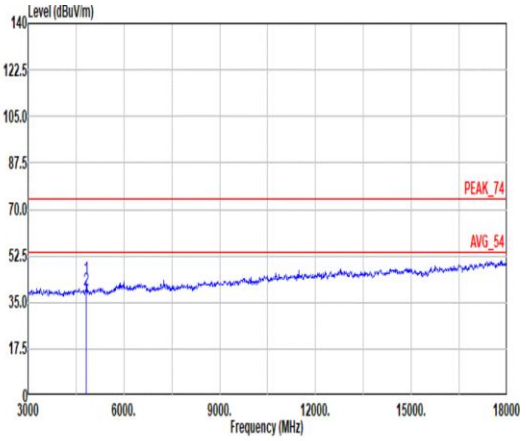 Site : 03CH07-HY Condition: PEAK_74 3m HF_ANT_00075962 HORIZONTAL Freq Level Limit Line Margin Read Level Ant Factor Cable Loss Preamp Factor Aux Factor APos TPos Remark MHz dBuV/m dBuV/m dB dBuV dB/m dB dB dB cm deg 1 4824.00 44.06 74.00 -29.94 56.08 34.25 11.90 59.14 0.97 310 232 PEAK 2 4824.00 39.71 54.00 -14.29 51.73 34.25 11.90 59.14 0.97 310 232 AVERAGE	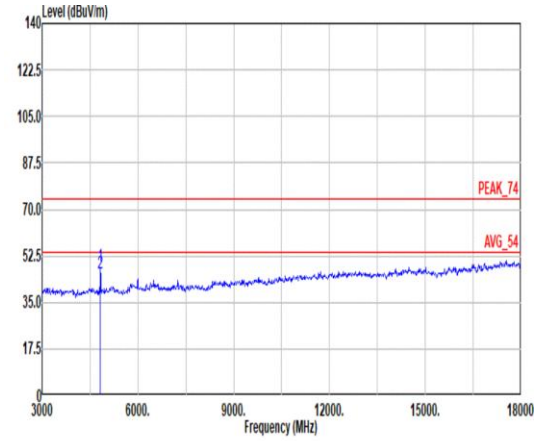 Site : 03CH07-HY Condition: PEAK_74 3m HF_ANT_00075962 VERTICAL Freq Level Limit Line Margin Read Level Ant Factor Cable Loss Preamp Factor Aux Factor APos TPos Remark MHz dBuV/m dBuV/m dB dBuV dB/m dB dB dB cm deg 1 4824.00 48.64 74.00 -25.36 60.66 34.25 11.90 59.14 0.97 238 174 PEAK 2 4824.00 45.71 54.00 -8.29 57.73 34.25 11.90 59.14 0.97 238 174 AVERAGE

Mode	1	
	Harmonic	
	2400-2483.5_802.11b_CH01_2412MHz	
ANT	0+1	
Pol.	Horizontal	Vertical
14.47G ~14.5G Avg	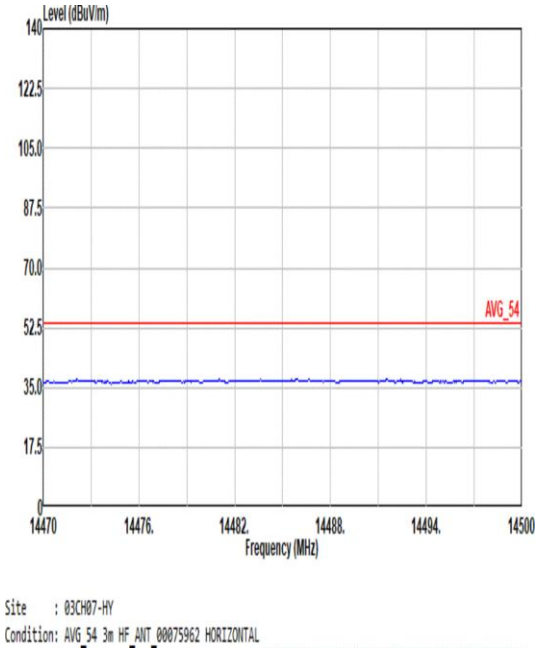	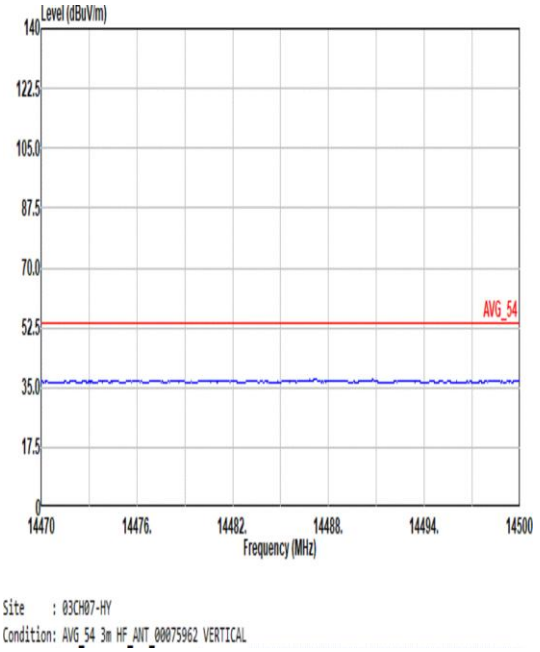
17.7G ~18G Avg	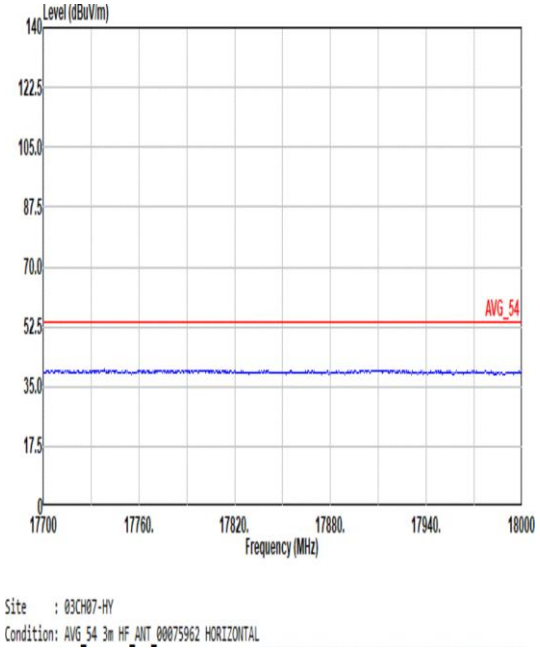	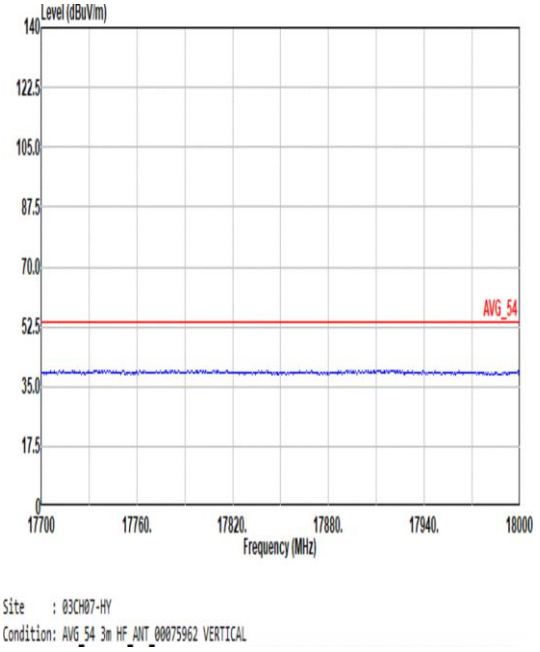

Mode	2	
	Band Edge - L	
	2400-2483.5_802.11b_CH06_2437MHz	
ANT	0+1	
Pol.	Horizontal	Fundamental
Peak	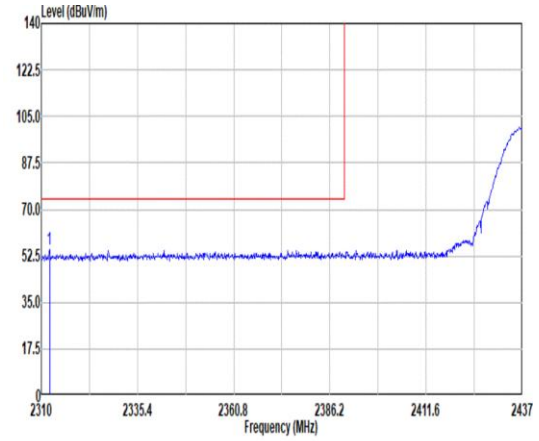 Site : 03CH07-HY Condition: PEAK_BE_74 3m HF_ANT_00075962 HORIZONTAL : RBW:1000.000kHz VBW:3000.000kHz SWT:Auto Freq Level Limit Line Margin Read Level Ant Factor Cable Loss Preamp Factor Aux Factor APos TPos Remark MHz dBuV/m dBuV/m dB dBuV dB/m dB dB dB cm deg 1 2312.16 54.94 74.00 -19.06 39.17 31.90 8.32 34.35 9.90 164 178 PEAK	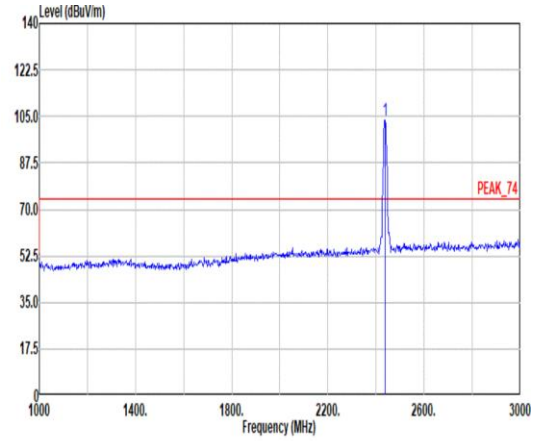 Site : 03CH07-HY Condition: PEAK_74 3m HF_ANT_00075962 HORIZONTAL : RBW:1000.000kHz VBW:3000.000kHz SWT:Auto Freq Level Limit Line Margin Read Level Ant Factor Cable Loss Preamp Factor Aux Factor APos TPos Remark MHz dBuV/m dBuV/m dB dBuV dB/m dB dB dB cm deg 1 2437.00 103.37 ------ ------ 87.03 32.20 8.53 34.30 9.91 164 178 PEAK
Avg	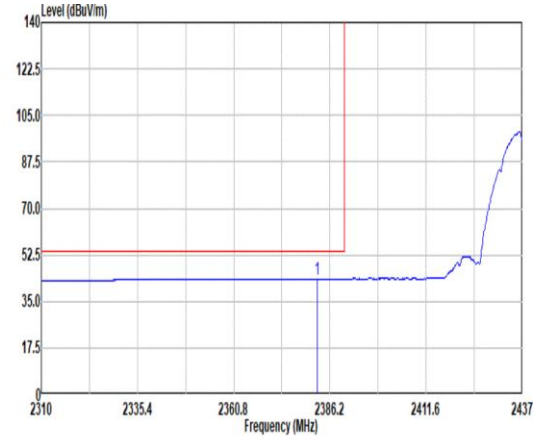 Site : 03CH07-HY Condition: AVG_BE_54 3m HF_ANT_00075962 HORIZONTAL : RBW:1000.000kHz VBW:0.010kHz SWT:Auto Freq Level Limit Line Margin Read Level Ant Factor Cable Loss Preamp Factor Aux Factor APos TPos Remark MHz dBuV/m dBuV/m dB dBuV dB/m dB dB dB cm deg 1 2382.77 43.58 54.00 -10.42 27.46 32.10 8.44 34.32 9.90 164 178 AVERAGE	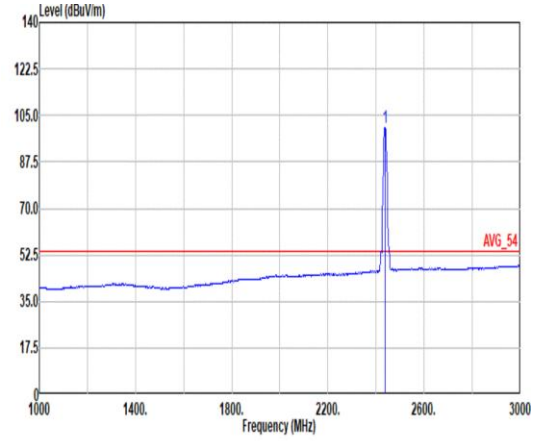 Site : 03CH07-HY Condition: AVG_54 3m HF_ANT_00075962 HORIZONTAL : RBW:1000.000kHz VBW:0.010kHz SWT:Auto Freq Level Limit Line Margin Read Level Ant Factor Cable Loss Preamp Factor Aux Factor APos TPos Remark MHz dBuV/m dBuV/m dB dBuV dB/m dB dB dB cm deg 1 2437.00 100.40 ------ ------ 84.05 32.20 8.53 34.30 9.92 164 178 AVERAGE

Mode	2	
	Band Edge - R	
	2400-2483.5_802.11b_CH06_2437MHz	
ANT	0+1	
Pol.	Horizontal	Fundamental
Peak	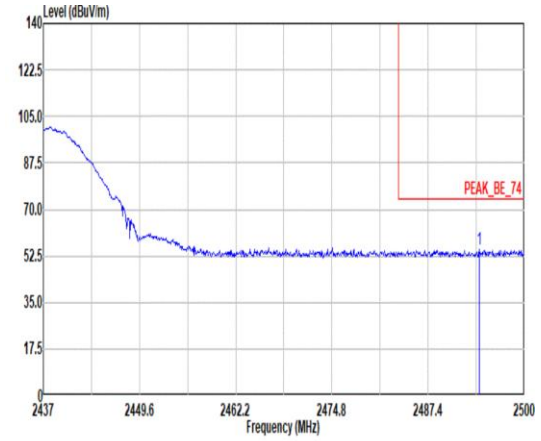 Site : 03CH07-HY Condition: PEAK_BE_74 3m HF_ANT_00075962 HORIZONTAL : RBW:1000.000kHz VBW:3000.000kHz SWT:Auto Freq Level Limit Line Margin Read Level Ant Factor Cable Loss Preamp Factor Aux Factor APos TPos Remark MHz dBuV/m dBuV/m dB dBuV dB/m dB dB dB cm deg 1 2494.14 55.11 74.00 -18.89 38.27 32.54 8.63 34.27 9.94 164 178 PEAK	Blank
Avg	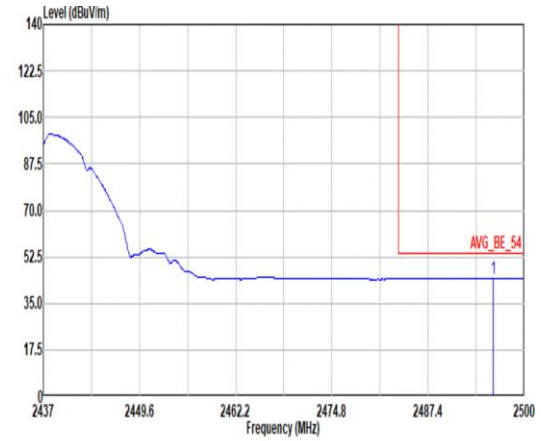 Site : 03CH07-HY Condition: AVG_BE_54 3m HF_ANT_00075962 HORIZONTAL : RBW:1000.000kHz VBW:0.010kHz SWT:Auto Freq Level Limit Line Margin Read Level Ant Factor Cable Loss Preamp Factor Aux Factor APos TPos Remark MHz dBuV/m dBuV/m dB dBuV dB/m dB dB dB cm deg 1 2495.91 44.43 54.00 -9.57 27.57 32.56 8.63 34.27 9.94 164 178 AVERAGE	Blank

Mode	2	
	Band Edge - L	
	2400-2483.5_802.11b_CH06_2437MHz	
ANT	0+1	
Pol.	Vertical	Fundamental
Peak	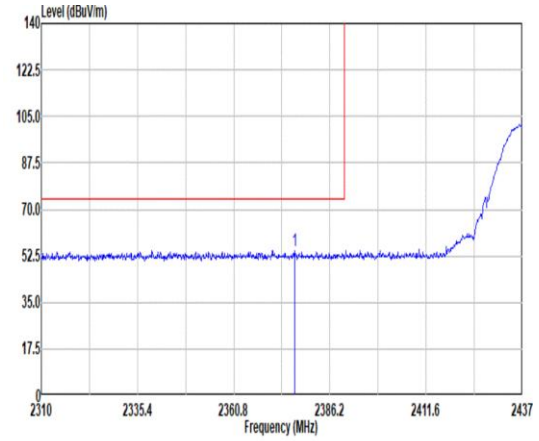 Site : 03CH07-HY Condition: PEAK_BE_74 3m HF_ANT_00075962 VERTICAL : RBW:1000.000kHz VBW:3000.000kHz SWT:Auto Freq Level Limit Line Margin Read Level Ant Factor Cable Loss Preamp Factor Aux Factor APos TPos Remark MHz dBuV/m dBuV/m dB dBuV dB/m dB dB dB cm deg 1 2376.80 54.61 74.00 -19.39 38.53 32.07 8.43 34.32 9.90 298 199 PEAK	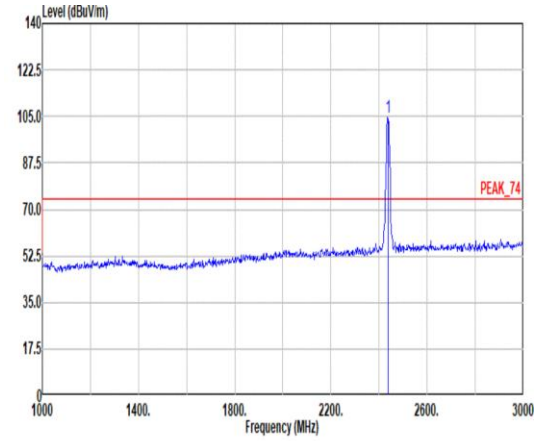 Site : 03CH07-HY Condition: PEAK_74 3m HF_ANT_00075962 VERTICAL : RBW:1000.000kHz VBW:3000.000kHz SWT:Auto Freq Level Limit Line Margin Read Level Ant Factor Cable Loss Preamp Factor Aux Factor APos TPos Remark MHz dBuV/m dBuV/m dB dBuV dB/m dB dB dB cm deg 1 2437.00 104.45 ------ ------ 88.11 32.20 8.53 34.30 9.91 298 199 PEAK
Avg	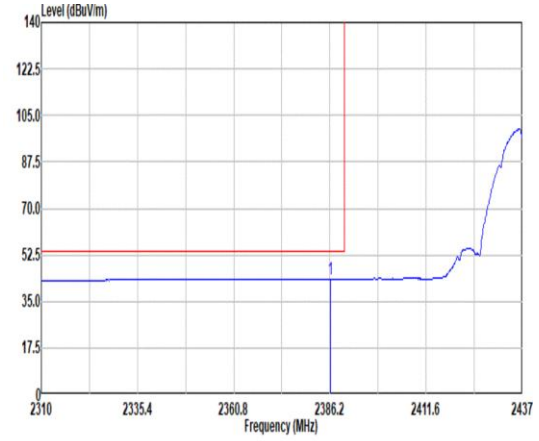 Site : 03CH07-HY Condition: AVG_BE_54 3m HF_ANT_00075962 VERTICAL : RBW:1000.000kHz VBW:0.010kHz SWT:Auto Freq Level Limit Line Margin Read Level Ant Factor Cable Loss Preamp Factor Aux Factor APos TPos Remark MHz dBuV/m dBuV/m dB dBuV dB/m dB dB dB cm deg 1 2386.33 43.48 54.00 -10.52 27.35 32.10 8.45 34.32 9.90 298 199 AVERAGE	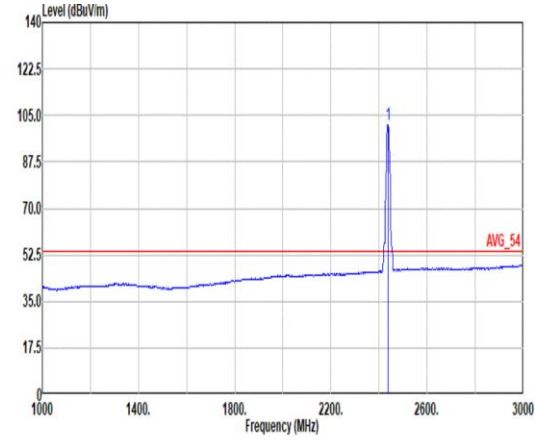 Site : 03CH07-HY Condition: AVG_54 3m HF_ANT_00075962 VERTICAL : RBW:1000.000kHz VBW:0.010kHz SWT:Auto Freq Level Limit Line Margin Read Level Ant Factor Cable Loss Preamp Factor Aux Factor APos TPos Remark MHz dBuV/m dBuV/m dB dBuV dB/m dB dB dB cm deg 1 2437.00 101.29 ------ ------ 84.95 32.20 8.53 34.30 9.91 298 199 AVERAGE

Mode	2	
	Band Edge - R	
	2400-2483.5_802.11b_CH06_2437MHz	
ANT	0+1	
Pol.	Vertical	Fundamental
Peak	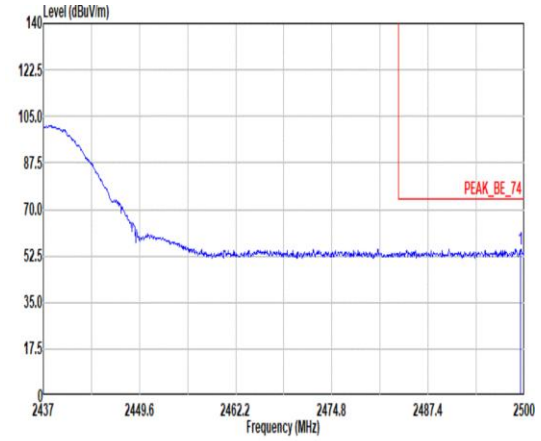 Site : 03CH07-HY Condition: PEAK_BE_74 3m HF_ANT_00075962 VERTICAL : RBW:1000.000kHz VBW:3000.000kHz SWT:Auto Freq Level Limit Line Margin Read Level Ant Factor Cable Loss Preamp Factor Aux Factor APos TPos Remark MHz dBuV/m dBuV/m dB dBuV dB/m dB dB dB cm deg 1 2499.50 55.16 74.00 -18.84 38.26 32.59 8.64 34.27 9.94 298 199 PEAK	Blank
Avg	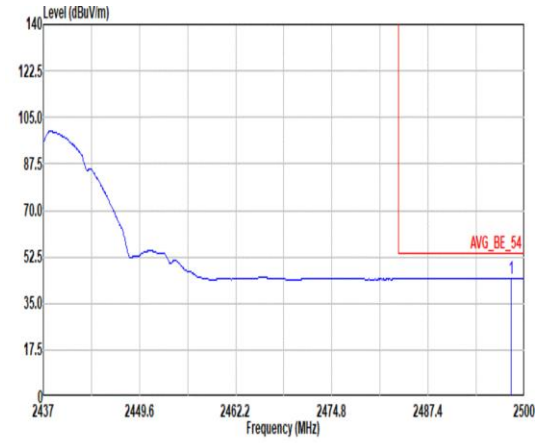 Site : 03CH07-HY Condition: AVG_BE_54 3m HF_ANT_00075962 VERTICAL : RBW:1000.000kHz VBW:0.010kHz SWT:Auto Freq Level Limit Line Margin Read Level Ant Factor Cable Loss Preamp Factor Aux Factor APos TPos Remark MHz dBuV/m dBuV/m dB dBuV dB/m dB dB dB cm deg 1 2498.30 44.36 54.00 -9.64 27.47 32.58 8.64 34.27 9.94 298 199 AVERAGE	Blank

Mode	2	
	Harmonic	
	2400-2483.5_802.11b_CH06_2437MHz	
ANT	0+1	
Pol.	Horizontal	Vertical
Peak Avg	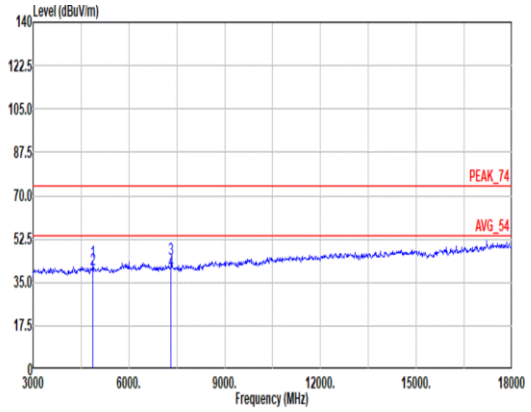 Site : 03CH07-HY Condition: PEAK_74 3m HF_ANT_00075962 HORIZONTAL Freq Level Limit Line Margin Read Level Ant Factor Cable Loss Preamp Factor Aux Factor APos TPos Remark MHz dBuV/m dBuV/m dB dBuV dB/m dB dB dB cm deg 1 4874.00 43.12 74.00 -30.88 55.02 34.20 11.95 59.03 0.98 350 98 PEAK 2 4874.00 40.10 54.00 -13.90 52.00 34.20 11.95 59.03 0.98 350 98 Average 3 7311.00 44.35 74.00 -29.65 50.79 35.70 14.57 57.73 1.02 207 239 PEAK 4 7311.00 39.51 54.00 -14.49 45.95 35.70 14.57 57.73 1.02 207 239 Average	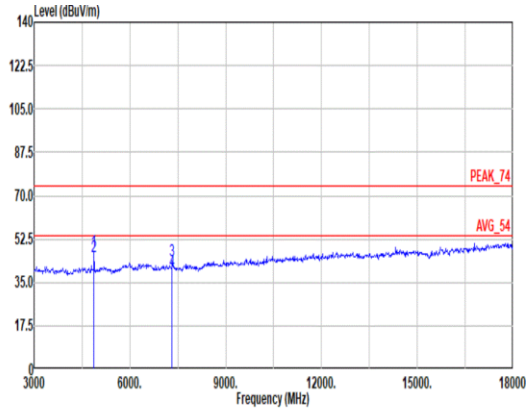 Site : 03CH07-HY Condition: PEAK_74 3m HF_ANT_00075962 VERTICAL Freq Level Limit Line Margin Read Level Ant Factor Cable Loss Preamp Factor Aux Factor APos TPos Remark MHz dBuV/m dBuV/m dB dBuV dB/m dB dB dB cm deg 1 4874.00 47.60 74.00 -26.40 59.50 34.20 11.95 59.03 0.98 369 176 PEAK 2 4874.00 45.20 54.00 -8.80 57.10 34.20 11.95 59.03 0.98 369 176 Average 3 7311.00 43.91 74.00 -30.09 50.35 35.70 14.57 57.73 1.02 200 172 PEAK 4 7311.00 39.60 54.00 -14.40 46.04 35.70 14.57 57.73 1.02 200 172 Average

Mode	2	
	Harmonic	
	2400-2483.5_802.11b_CH06_2437MHz	
ANT	0+1	
Pol.	Horizontal	Vertical
14.47G ~14.5G Avg	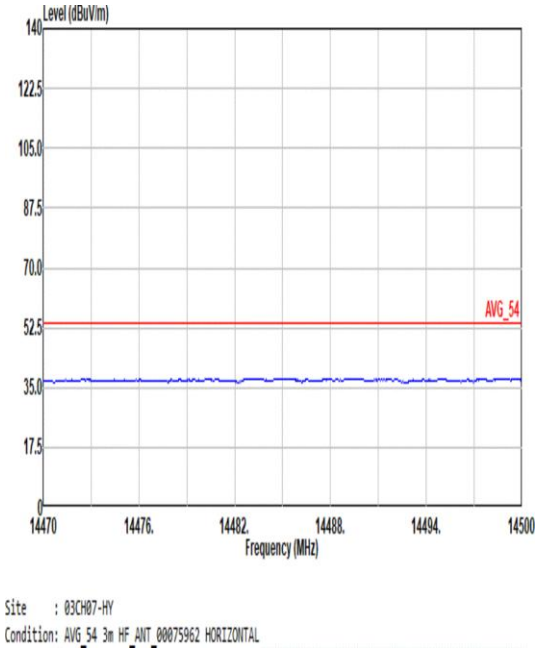	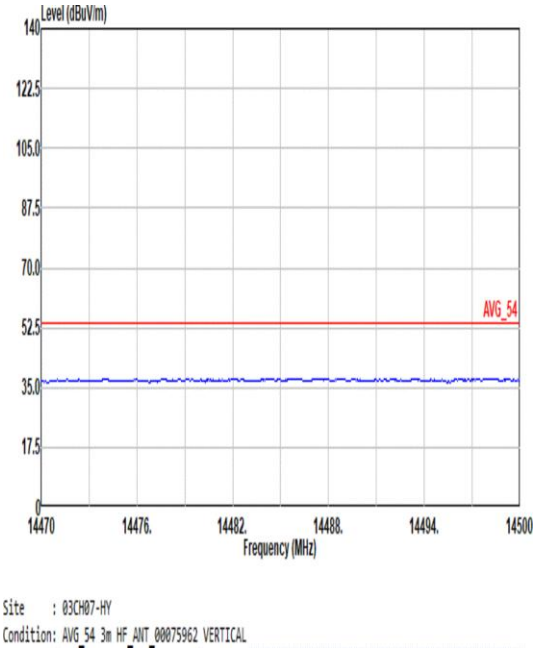
17.7G ~18G Avg	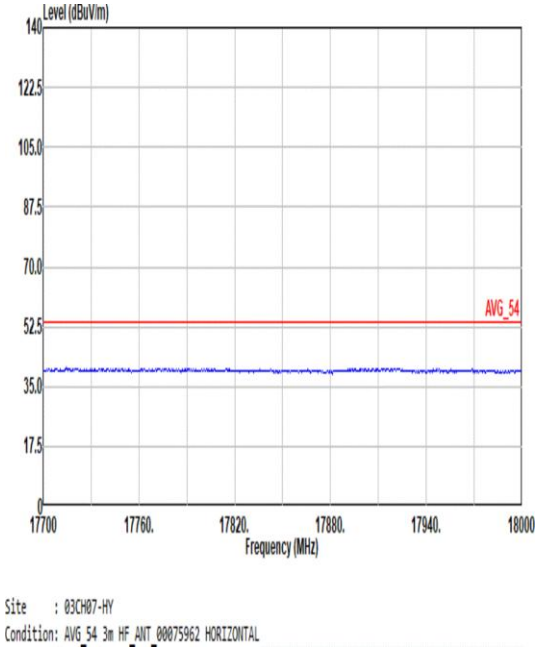	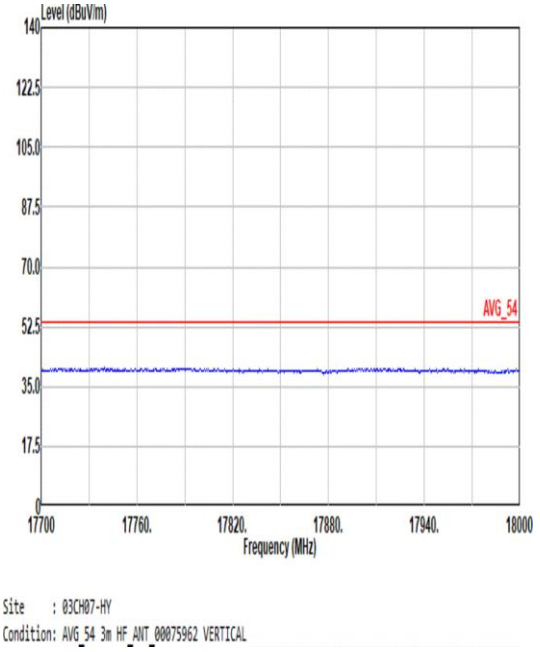

Mode	3	
	Band Edge	
	2400-2483.5_802.11b_CH11_2462MHz	
ANT	0+1	
Pol.	Horizontal	Fundamental
Peak	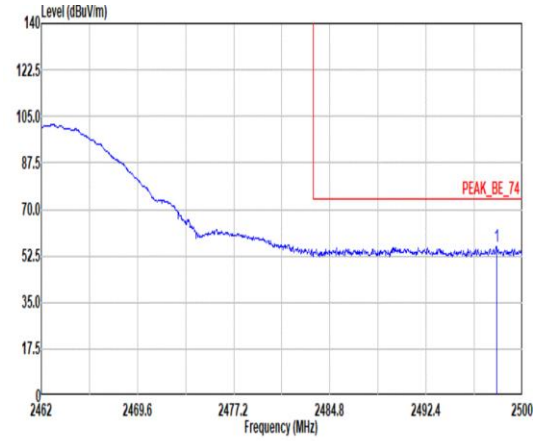 Site : 03CH07-HY Condition: PEAK_BE_74 3m HF_ANT_00075962 HORIZONTAL : RBW:1000.000kHz VBW:3000.000kHz SWT:Auto Freq Level Limit Line Margin Read Level Ant Factor Cable Loss Preamp Factor Aux Factor APos TPos Remark MHz dBuV/m dBuV/m dB dBuV dB/m dB dB dB cm deg 1 2497.95 56.23 74.00 -17.77 39.34 32.58 8.64 34.27 9.94 121 178 PEAK	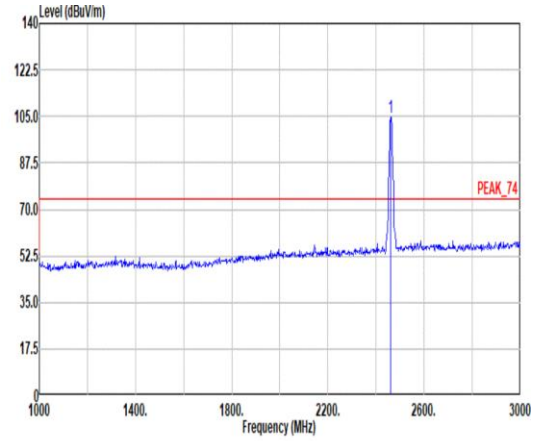 Site : 03CH07-HY Condition: PEAK_74 3m HF_ANT_00075962 HORIZONTAL : RBW:1000.000kHz VBW:3000.000kHz SWT:Auto Freq Level Limit Line Margin Read Level Ant Factor Cable Loss Preamp Factor Aux Factor APos TPos Remark MHz dBuV/m dBuV/m dB dBuV dB/m dB dB dB cm deg 1 2462.00 104.69 ------ ------ 88.16 32.32 8.58 34.29 9.92 121 178 PEAK
Avg	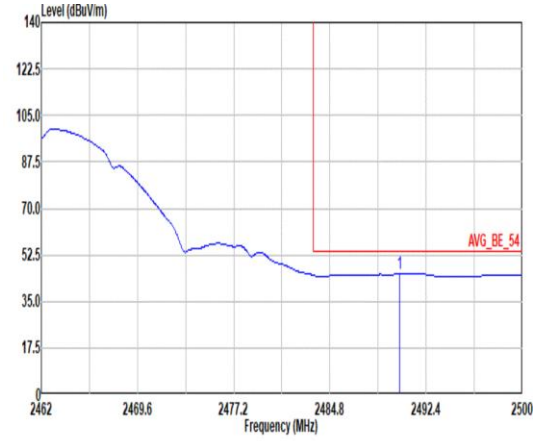 Site : 03CH07-HY Condition: AVG_BE_54 3m HF_ANT_00075962 HORIZONTAL : RBW:1000.000kHz VBW:0.010kHz SWT:Auto Freq Level Limit Line Margin Read Level Ant Factor Cable Loss Preamp Factor Aux Factor APos TPos Remark MHz dBuV/m dBuV/m dB dBuV dB/m dB dB dB cm deg 1 2490.31 45.54 54.00 -8.46 28.75 32.58 8.62 34.27 9.94 121 178 AVERAGE	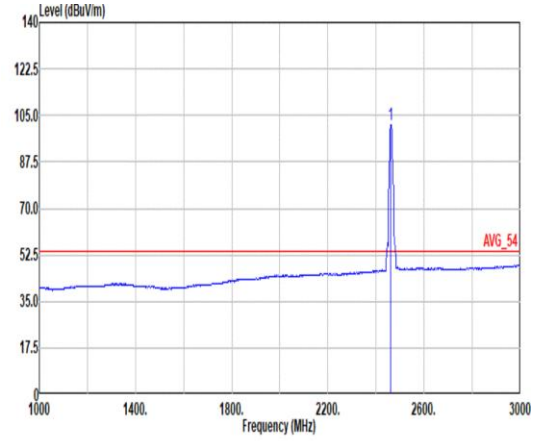 Site : 03CH07-HY Condition: AVG_54 3m HF_ANT_00075962 HORIZONTAL : RBW:1000.000kHz VBW:0.010kHz SWT:Auto Freq Level Limit Line Margin Read Level Ant Factor Cable Loss Preamp Factor Aux Factor APos TPos Remark MHz dBuV/m dBuV/m dB dBuV dB/m dB dB dB cm deg 1 2462.00 101.54 ------ ------ 85.01 32.32 8.58 34.29 9.92 121 178 AVERAGE

Mode	3	
	Band Edge	
	2400-2483.5_802.11b_CH11_2462MHz	
ANT	0+1	
Pol.	Vertical	Fundamental
Peak	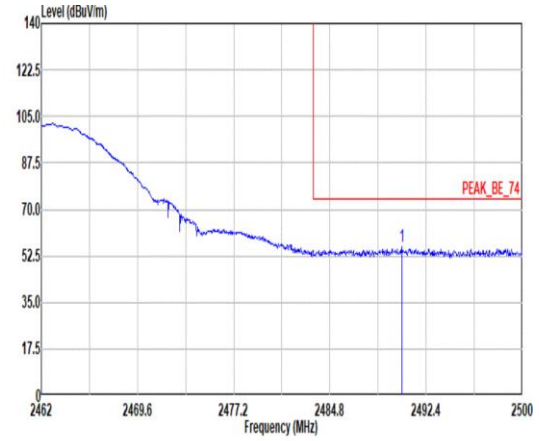 Site : 03CH07-HY Condition: PEAK_BE_74 3m HF_ANT_00075962 VERTICAL : RBW:1000.000kHz VBW:3000.000kHz SWT:Auto Freq Level Limit Line Margin Read Level Ant Factor Cable Loss Preamp Factor Aux Factor APos TPos Remark MHz dBuV/m dBuV/m dB dBuV dB/m dB dB dB cm deg 1 2490.46 55.84 74.00 -18.16 39.05 32.50 8.62 34.27 9.94 257 197 PEAK	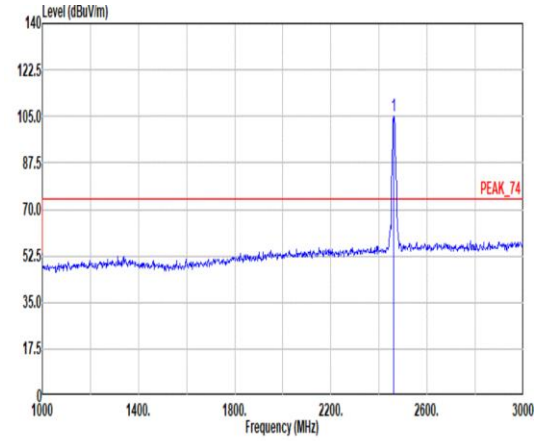 Site : 03CH07-HY Condition: PEAK_74 3m HF_ANT_00075962 VERTICAL : RBW:1000.000kHz VBW:3000.000kHz SWT:Auto Freq Level Limit Line Margin Read Level Ant Factor Cable Loss Preamp Factor Aux Factor APos TPos Remark MHz dBuV/m dBuV/m dB dBuV dB/m dB dB dB cm deg 1 2462.00 105.06 ------ ------ 88.53 32.32 8.58 34.29 9.92 257 197 PEAK
Avg	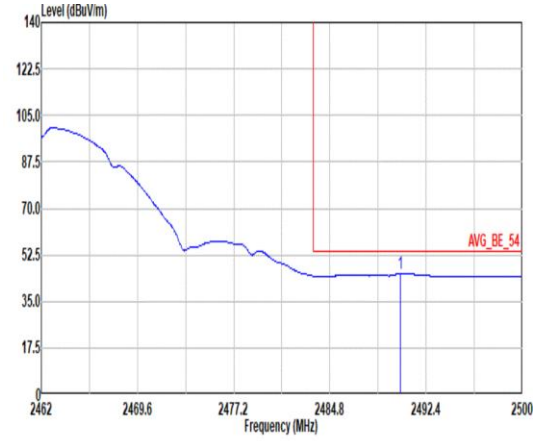 Site : 03CH07-HY Condition: AVG_BE_54 3m HF_ANT_00075962 VERTICAL : RBW:1000.000kHz VBW:0.010kHz SWT:Auto Freq Level Limit Line Margin Read Level Ant Factor Cable Loss Preamp Factor Aux Factor APos TPos Remark MHz dBuV/m dBuV/m dB dBuV dB/m dB dB dB cm deg 1 2490.35 45.42 54.00 -8.58 28.63 32.50 8.62 34.27 9.94 257 197 AVERAGE	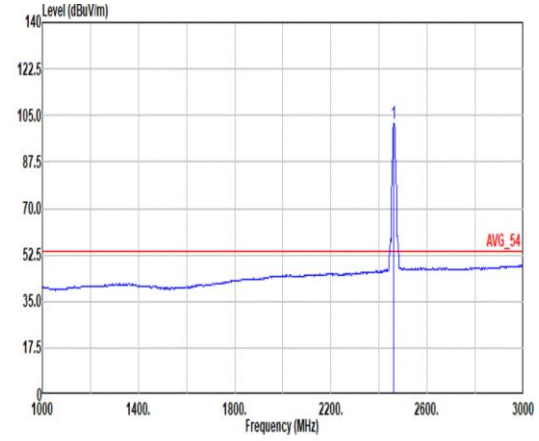 Site : 03CH07-HY Condition: AVG_54 3m HF_ANT_00075962 VERTICAL : RBW:1000.000kHz VBW:0.010kHz SWT:Auto Freq Level Limit Line Margin Read Level Ant Factor Cable Loss Preamp Factor Aux Factor APos TPos Remark MHz dBuV/m dBuV/m dB dBuV dB/m dB dB dB cm deg 1 2462.00 101.95 ------ ------ 85.42 32.32 8.58 34.29 9.92 257 197 AVERAGE

Mode	3	
	Harmonic	
	2400-2483.5_802.11b_CH11_2462MHz	
ANT	0+1	
Pol.	Horizontal	Vertical
Peak Avg	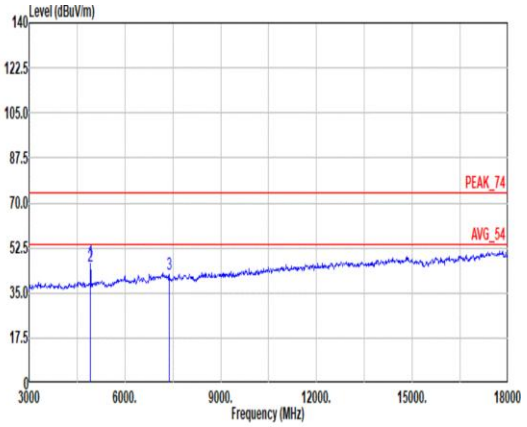 Site : 03CH07-HY Condition: PEAK_74 3m HF_ANT_00075962 HORIZONTAL Freq Level Limit Line Margin Read Level Ant Factor Cable Loss Preamp Factor Aux Factor APos TPos Remark MHz dBuV/m dBuV/m dB dBuV dB/m dB dB dB cm deg 1 4924.00 47.08 74.00 -26.92 58.77 34.25 12.00 58.92 0.98 400 103 PEAK 2 4924.00 45.20 54.00 -8.80 56.89 34.25 12.00 58.92 0.98 400 103 Average 3 7386.00 42.00 74.00 -32.00 48.43 35.70 14.66 57.82 1.03 -- -- PEAK	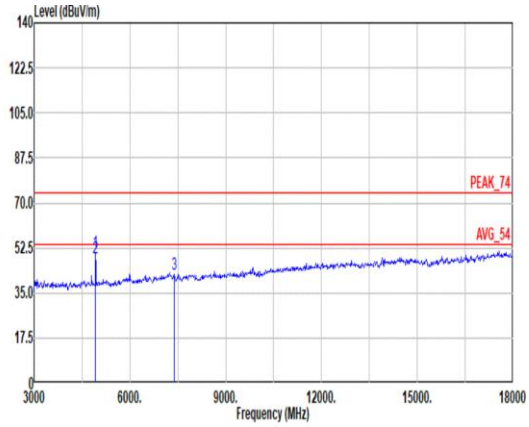 Site : 03CH07-HY Condition: PEAK_74 3m HF_ANT_00075962 VERTICAL Freq Level Limit Line Margin Read Level Ant Factor Cable Loss Preamp Factor Aux Factor APos TPos Remark MHz dBuV/m dBuV/m dB dBuV dB/m dB dB dB cm deg 1 4924.00 50.71 74.00 -23.29 62.40 34.25 12.00 58.92 0.98 400 183 Peak 2 4924.00 48.41 54.00 -5.59 60.10 34.25 12.00 58.92 0.98 400 183 Average 3 7386.00 42.52 74.00 -31.48 48.95 35.70 14.66 57.82 1.03 -- -- PEAK

Mode	3	
	Harmonic	
	2400-2483.5_802.11b_CH11_2462MHz	
ANT	0+1	
Pol.	Horizontal	Vertical
14.47G ~14.5G Avg	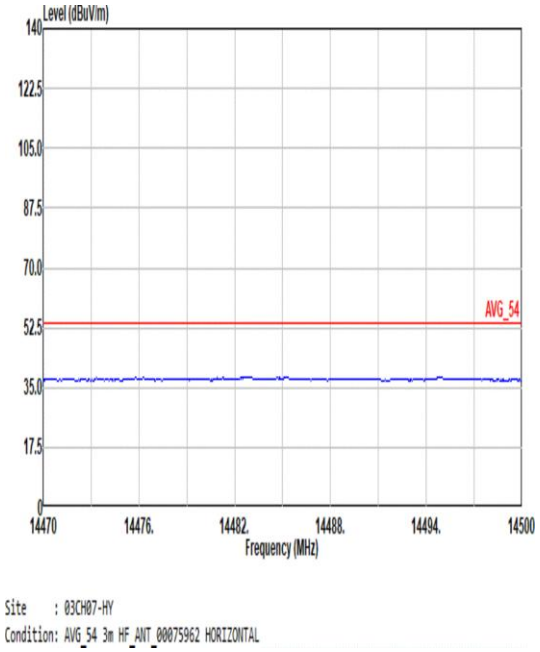	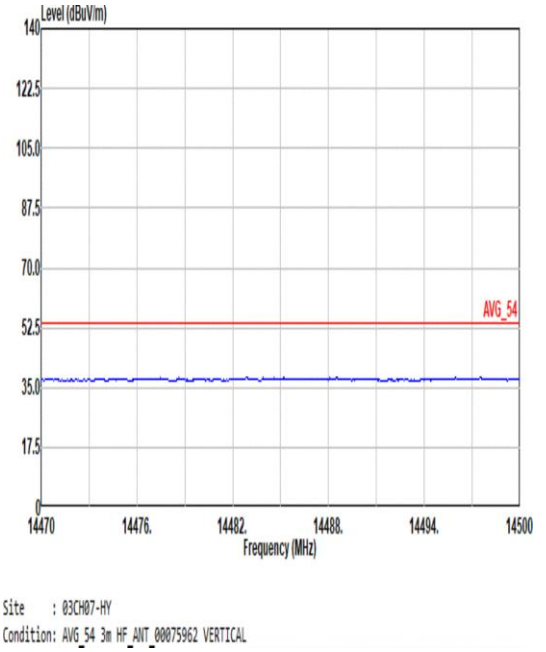
17.7G ~18G Avg	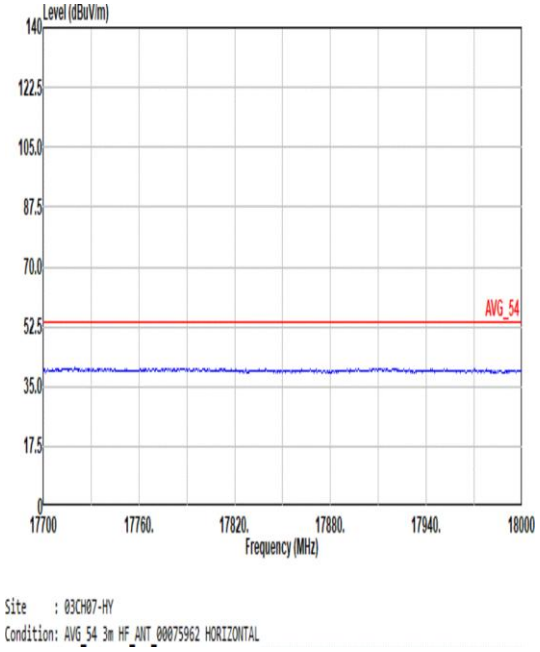	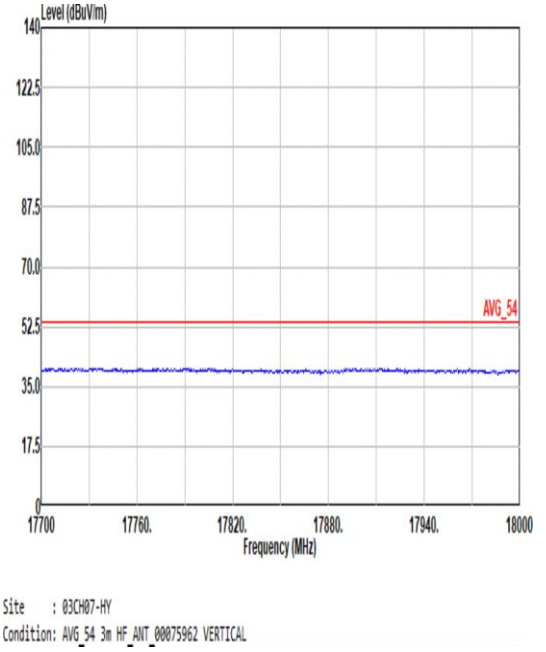

Mode	4	
	Band Edge	
	2400-2483.5_802.11b_CH12_2467MHz	
ANT	0+1	
Pol.	Horizontal	Fundamental
Peak	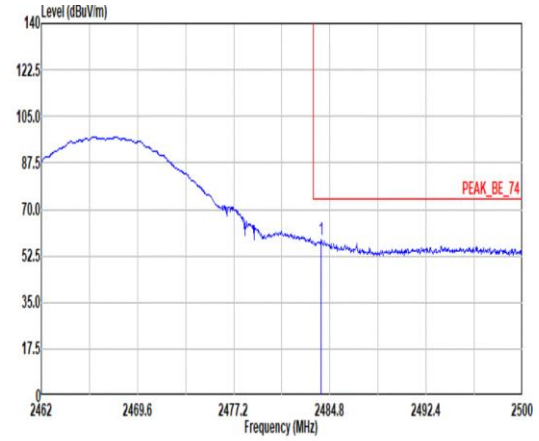 Site : 03CH07-HY Condition: PEAK_BE_74 3m HF_ANT_00075962 HORIZONTAL : RBW:1000.000kHz VBW:3000.000kHz SWT:Auto Freq Level Limit Line Margin Read Level Ant Factor Cable Loss Preamp Factor Aux Factor APos TPos Remark MHz dBuV/m dBuV/m dB dBuV dB/m dB dB dB cm deg 1 2484.12 58.55 74.00 -15.45 41.85 32.44 8.61 34.28 9.93 158 178 PEAK	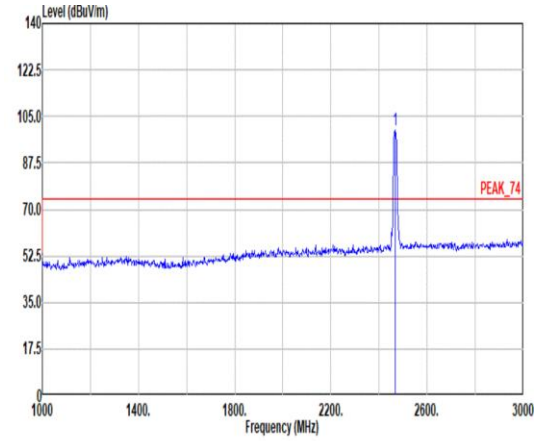 Site : 03CH07-HY Condition: PEAK_74 3m HF_ANT_00075962 HORIZONTAL : RBW:1000.000kHz VBW:3000.000kHz SWT:Auto Freq Level Limit Line Margin Read Level Ant Factor Cable Loss Preamp Factor Aux Factor APos TPos Remark MHz dBuV/m dBuV/m dB dBuV dB/m dB dB dB cm deg 1 2467.00 100.07 ------ ------ 83.48 32.36 8.58 34.28 9.93 158 178 PEAK
Avg	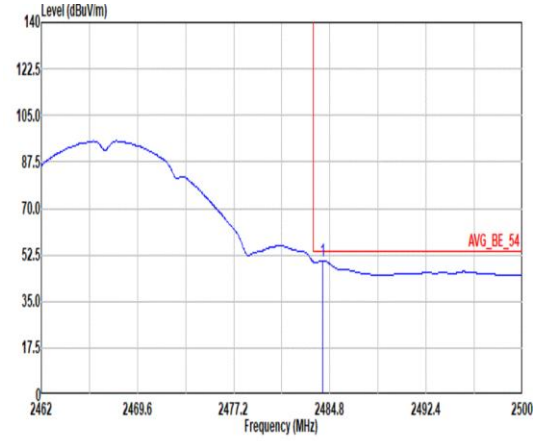 Site : 03CH07-HY Condition: AVG_BE_54 3m HF_ANT_00075962 HORIZONTAL : RBW:1000.000kHz VBW:0.010kHz SWT:Auto Freq Level Limit Line Margin Read Level Ant Factor Cable Loss Preamp Factor Aux Factor APos TPos Remark MHz dBuV/m dBuV/m dB dBuV dB/m dB dB dB cm deg 1 2484.23 50.45 54.00 -3.55 33.75 32.44 8.61 34.28 9.93 158 178 AVERAGE	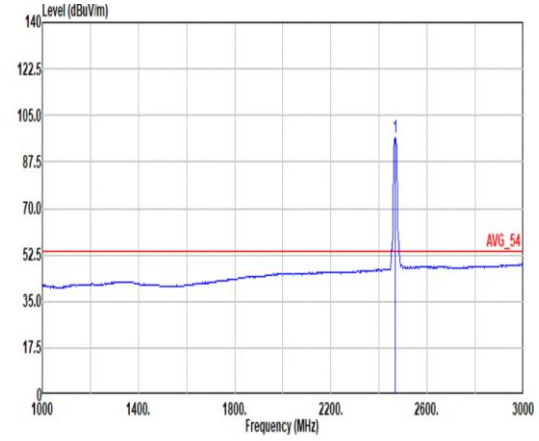 Site : 03CH07-HY Condition: AVG_54 3m HF_ANT_00075962 HORIZONTAL : RBW:1000.000kHz VBW:0.010kHz SWT:Auto Freq Level Limit Line Margin Read Level Ant Factor Cable Loss Preamp Factor Aux Factor APos TPos Remark MHz dBuV/m dBuV/m dB dBuV dB/m dB dB dB cm deg 1 2467.00 96.86 ------ ------ 80.27 32.36 8.58 34.28 9.93 158 178 AVERAGE

Mode	4	
	Band Edge	
	2400-2483.5_802.11b_CH12_2467MHz	
ANT	0+1	
Pol.	Vertical	Fundamental
Peak	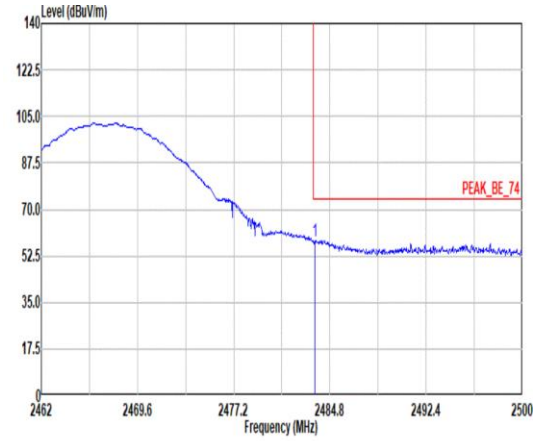 Site : 03CH07-HY Condition: PEAK_BE_74 3m HF_ANT_00075962 VERTICAL : RBW:1000.000kHz VBW:3000.000kHz SWT:Auto Freq Level Limit Line Margin Read Level Ant Factor Cable Loss Preamp Factor Aux Factor APos TPos Remark MHz dBuV/m dBuV/m dB dBuV dB/m dB dB dB cm deg 1 2483.58 58.33 74.00 -15.67 41.63 32.44 8.61 34.28 9.93 249 193 PEAK	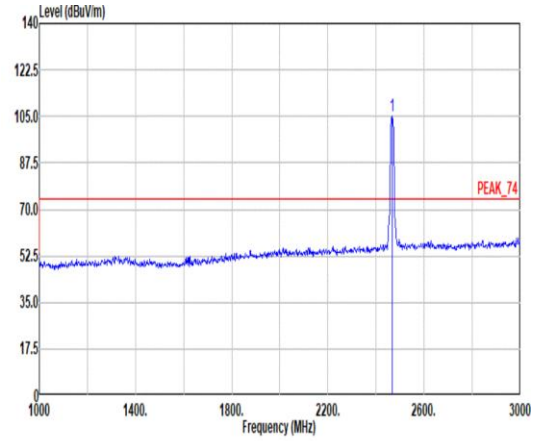 Site : 03CH07-HY Condition: PEAK_74 3m HF_ANT_00075962 VERTICAL : RBW:1000.000kHz VBW:3000.000kHz SWT:Auto Freq Level Limit Line Margin Read Level Ant Factor Cable Loss Preamp Factor Aux Factor APos TPos Remark MHz dBuV/m dBuV/m dB dBuV dB/m dB dB dB cm deg 1 2467.00 105.12 ------ ------ 88.53 32.36 8.58 34.28 9.93 249 193 PEAK
Avg	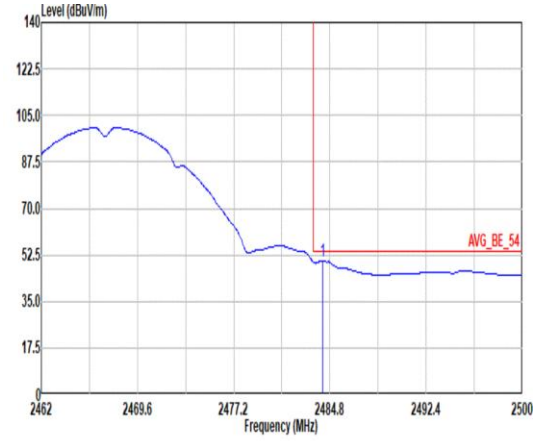 Site : 03CH07-HY Condition: AVG_BE_54 3m HF_ANT_00075962 VERTICAL : RBW:1000.000kHz VBW:0.010kHz SWT:Auto Freq Level Limit Line Margin Read Level Ant Factor Cable Loss Preamp Factor Aux Factor APos TPos Remark MHz dBuV/m dBuV/m dB dBuV dB/m dB dB dB cm deg 1 2484.23 50.37 54.00 -3.63 33.67 32.44 8.61 34.28 9.93 249 193 AVERAGE	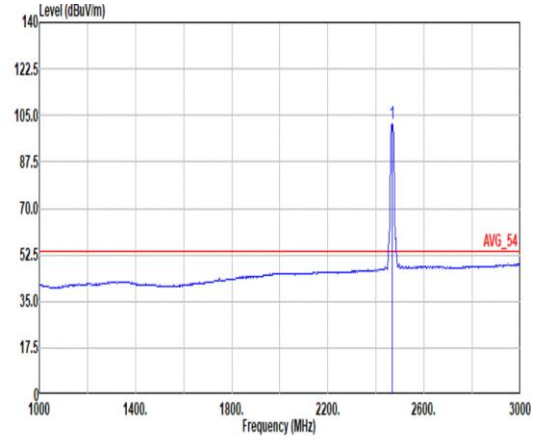 Site : 03CH07-HY Condition: AVG_54 3m HF_ANT_00075962 VERTICAL : RBW:1000.000kHz VBW:0.010kHz SWT:Auto Freq Level Limit Line Margin Read Level Ant Factor Cable Loss Preamp Factor Aux Factor APos TPos Remark MHz dBuV/m dBuV/m dB dBuV dB/m dB dB dB cm deg 1 2467.00 102.04 ------ ------ 85.42 32.38 8.59 34.28 9.93 249 193 AVERAGE

Mode	5	
	Band Edge	
	2400-2483.5_802.11b_CH13_2472MHz	
ANT	0+1	
Pol.	Horizontal	Fundamental
Peak	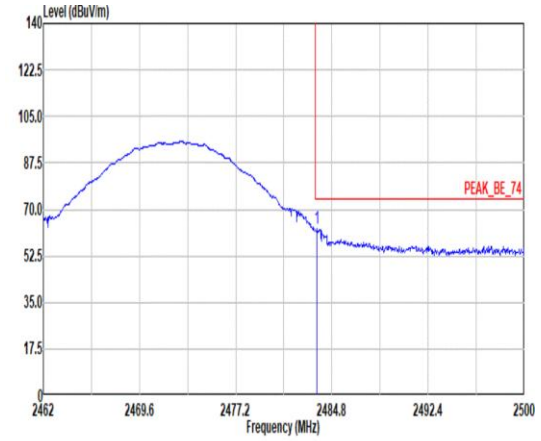 Site : 03CH07-HY Condition: PEAK_BE_74 3m HF_ANT_00075962 HORIZONTAL : RBW:1000.000kHz VBW:3000.000kHz SWT:Auto Freq Level Limit Line Margin Read Level Ant Factor Cable Loss Preamp Factor Aux Factor APos TPos Remark MHz dBuV/m dBuV/m dB dBuV dB/m dB dB dB cm deg 1 2483.62 62.68 74.00 -11.32 45.98 32.44 8.61 34.28 9.93 156 179 PEAK	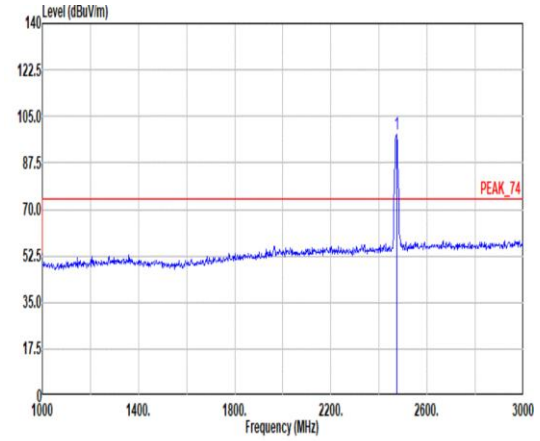 Site : 03CH07-HY Condition: PEAK_74 3m HF_ANT_00075962 HORIZONTAL : RBW:1000.000kHz VBW:3000.000kHz SWT:Auto Freq Level Limit Line Margin Read Level Ant Factor Cable Loss Preamp Factor Aux Factor APos TPos Remark MHz dBuV/m dBuV/m dB dBuV dB/m dB dB dB cm deg 1 2472.00 98.22 ------ ------ 81.57 32.40 8.60 34.28 9.93 156 179 PEAK
Avg	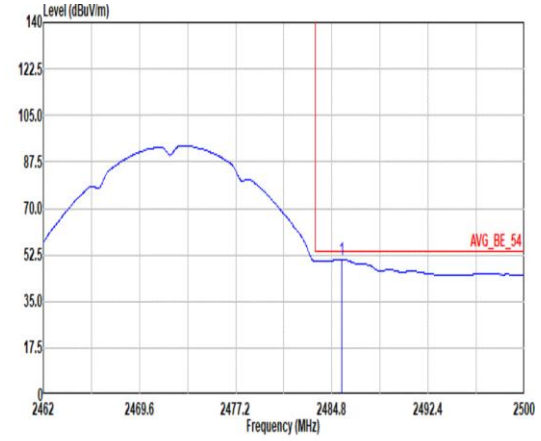 Site : 03CH07-HY Condition: AVG_BE_54 3m HF_ANT_00075962 HORIZONTAL : RBW:1000.000kHz VBW:0.010kHz SWT:Auto Freq Level Limit Line Margin Read Level Ant Factor Cable Loss Preamp Factor Aux Factor APos TPos Remark MHz dBuV/m dBuV/m dB dBuV dB/m dB dB dB cm deg 1 2485.60 50.93 54.00 -3.07 34.20 32.46 8.62 34.28 9.93 156 179 AVERAGE	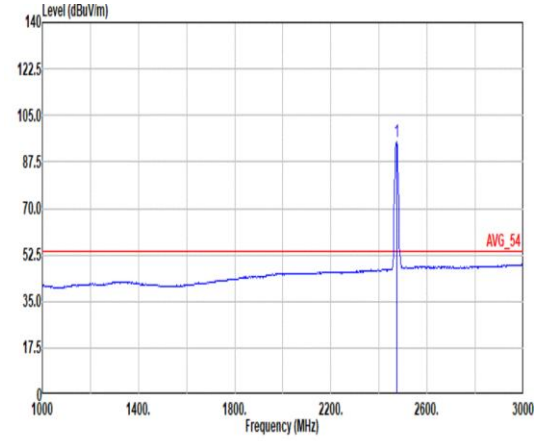 Site : 03CH07-HY Condition: AVG_54 3m HF_ANT_00075962 HORIZONTAL : RBW:1000.000kHz VBW:0.010kHz SWT:Auto Freq Level Limit Line Margin Read Level Ant Factor Cable Loss Preamp Factor Aux Factor APos TPos Remark MHz dBuV/m dBuV/m dB dBuV dB/m dB dB dB cm deg 1 2472.00 95.16 ------ ------ 78.51 32.40 8.60 34.28 9.93 156 179 AVERAGE

Mode	5	
	Band Edge	
	2400-2483.5_802.11b_CH13_2472MHz	
ANT	0+1	
Pol.	Vertical	Fundamental
Peak	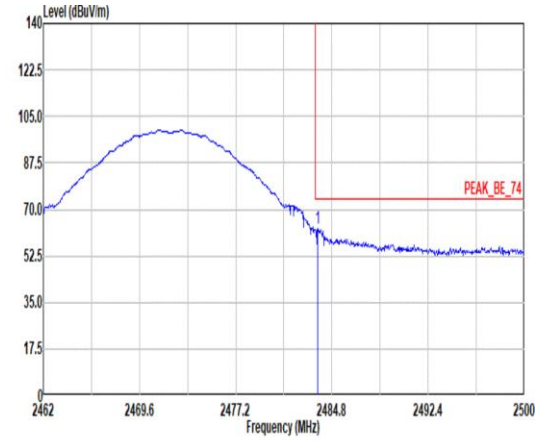 Site : 03CH07-HY Condition: PEAK_BE_74 3m HF_ANT_00075962 VERTICAL : RBW:1000.000kHz VBW:3000.000kHz SWT:Auto Freq Level Limit Line Margin Read Level Ant Factor Cable Loss Preamp Factor Aux Factor APos TPos Remark MHz dBuV/m dBuV/m dB dBuV dB/m dB dB dB cm deg 1 2483.66 62.96 74.00 -11.04 46.26 32.44 8.61 34.28 9.93 250 194 PEAK	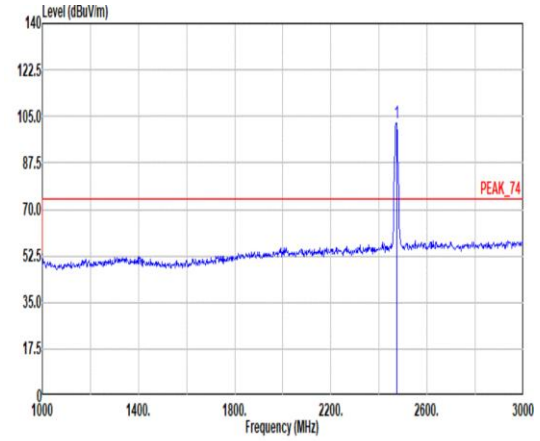 Site : 03CH07-HY Condition: PEAK_74 3m HF_ANT_00075962 VERTICAL : RBW:1000.000kHz VBW:3000.000kHz SWT:Auto Freq Level Limit Line Margin Read Level Ant Factor Cable Loss Preamp Factor Aux Factor APos TPos Remark MHz dBuV/m dBuV/m dB dBuV dB/m dB dB dB cm deg 1 2472.00 102.49 ------ ------ 85.85 32.40 8.59 34.28 9.93 250 194 PEAK
Avg	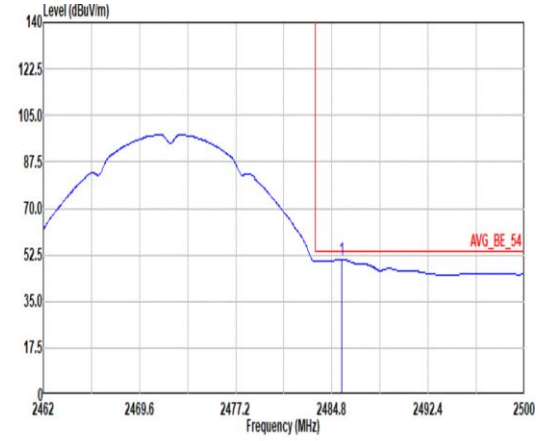 Site : 03CH07-HY Condition: AVG_BE_54 3m HF_ANT_00075962 VERTICAL : RBW:1000.000kHz VBW:0.010kHz SWT:Auto Freq Level Limit Line Margin Read Level Ant Factor Cable Loss Preamp Factor Aux Factor APos TPos Remark MHz dBuV/m dBuV/m dB dBuV dB/m dB dB dB cm deg 1 2485.60 50.76 54.00 -3.24 34.03 32.46 8.62 34.28 9.93 250 194 AVERAGE	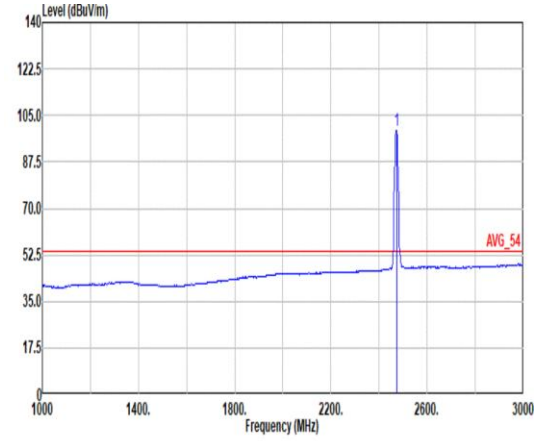 Site : 03CH07-HY Condition: AVG_54 3m HF_ANT_00075962 VERTICAL : RBW:1000.000kHz VBW:0.010kHz SWT:Auto Freq Level Limit Line Margin Read Level Ant Factor Cable Loss Preamp Factor Aux Factor APos TPos Remark MHz dBuV/m dBuV/m dB dBuV dB/m dB dB dB cm deg 1 2472.00 99.30 ------ ------ 82.66 32.40 8.59 34.28 9.93 250 194 AVERAGE

Mode	6	
	Band Edge	
	2400-2483.5_802.11g_CH01_2412MHz	
ANT	0+1	
Pol.	Horizontal	Fundamental
Peak	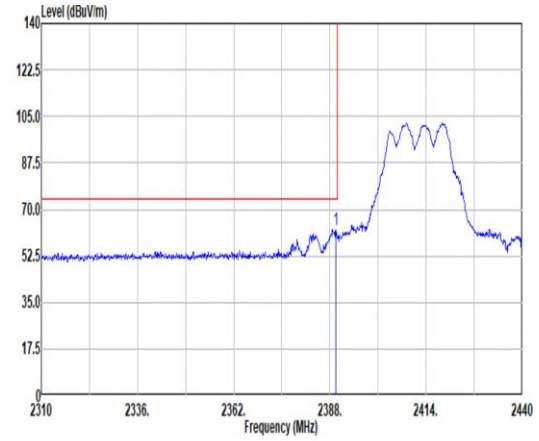 Site : 03CH07-HY Condition: PEAK_BE_74 3m HF_ANT_00075962 HORIZONTAL : RBW:1000.000kHz VBW:3000.000kHz SWT:Auto Freq Level Limit Line Margin Read Level Ant Factor Cable Loss Preamp Factor Aux Factor APos TPos Remark MHz dBuV/m dBuV/m dB dBuV dB/m dB dB dB cm deg 1 2389.69 62.35 74.00 -11.65 46.22 32.10 8.45 34.32 9.90 209 179 PEAK	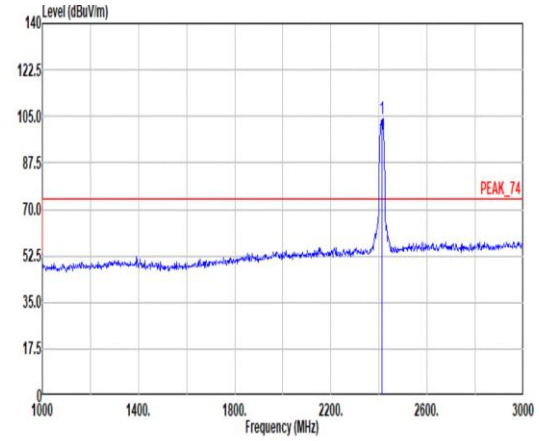 Site : 03CH07-HY Condition: PEAK_74 3m HF_ANT_00075962 HORIZONTAL : RBW:1000.000kHz VBW:3000.000kHz SWT:Auto Freq Level Limit Line Margin Read Level Ant Factor Cable Loss Preamp Factor Aux Factor APos TPos Remark MHz dBuV/m dBuV/m dB dBuV dB/m dB dB dB cm deg 1 2412.00 104.13 ------ ------ 87.77 32.26 8.50 34.31 9.91 209 179 PEAK
Avg	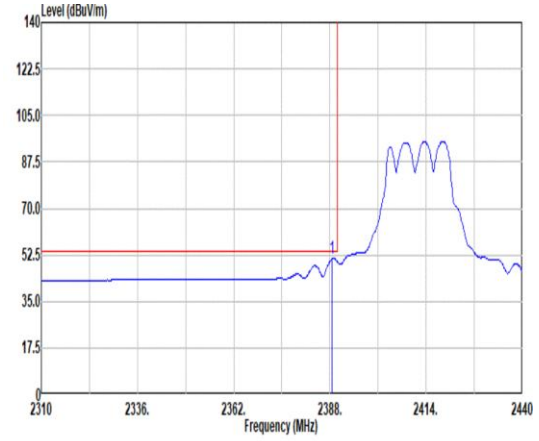 Site : 03CH07-HY Condition: AVG_BE_54 3m HF_ANT_00075962 HORIZONTAL : RBW:1000.000kHz VBW:0.010kHz SWT:Auto Freq Level Limit Line Margin Read Level Ant Factor Cable Loss Preamp Factor Aux Factor APos TPos Remark MHz dBuV/m dBuV/m dB dBuV dB/m dB dB dB cm deg 1 2388.65 51.07 54.00 -2.93 34.94 32.10 8.45 34.32 9.90 209 179 AVERAGE	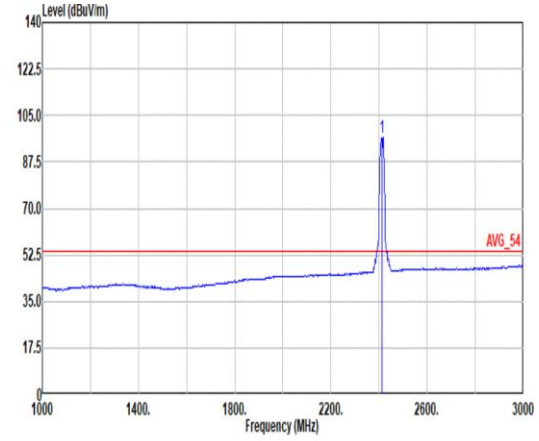 Site : 03CH07-HY Condition: AVG_54 3m HF_ANT_00075962 HORIZONTAL : RBW:1000.000kHz VBW:0.010kHz SWT:Auto Freq Level Limit Line Margin Read Level Ant Factor Cable Loss Preamp Factor Aux Factor APos TPos Remark MHz dBuV/m dBuV/m dB dBuV dB/m dB dB dB cm deg 1 2412.00 96.83 ------ ------ 80.47 32.26 8.50 34.31 9.91 209 179 AVERAGE

Mode	6	
	Band Edge	
	2400-2483.5_802.11g_CH01_2412MHz	
ANT	0+1	
Pol.	Vertical	Fundamental
Peak	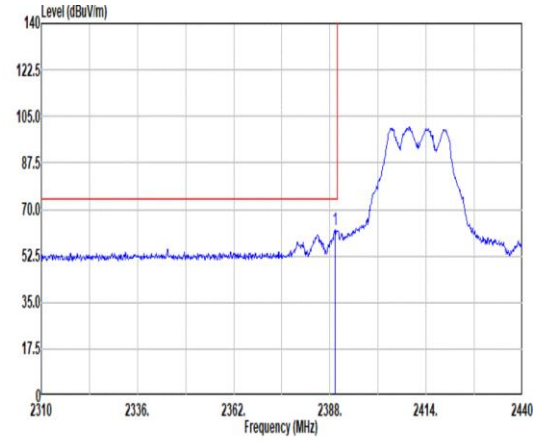 Site : 03CH07-HY Condition: PEAK_BE_74 3m HF_ANT_00075962 VERTICAL : RBW:1000.000kHz VBW:3000.000kHz SWT:Auto Freq Level Limit Line Margin Read Level Ant Factor Cable Loss Preamp Factor Aux Factor APos TPos Remark MHz dBuV/m dBuV/m dB dBuV dB/m dB dB dB cm deg 1 2389.30 62.26 74.00 -11.74 46.13 32.10 8.45 34.32 9.90 310 152 PEAK	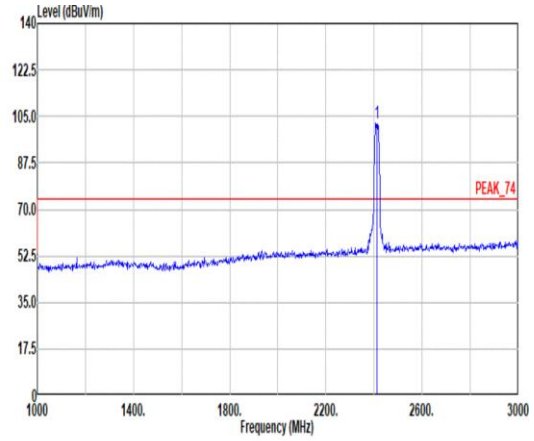 Site : 03CH07-HY Condition: PEAK_74 3m HF_ANT_00075962 VERTICAL : RBW:1000.000kHz VBW:3000.000kHz SWT:Auto Freq Level Limit Line Margin Read Level Ant Factor Cable Loss Preamp Factor Aux Factor APos TPos Remark MHz dBuV/m dBuV/m dB dBuV dB/m dB dB dB cm deg 1 2412.00 102.29 ------ ------ 86.12 32.10 8.48 34.31 9.90 310 152 PEAK
Avg	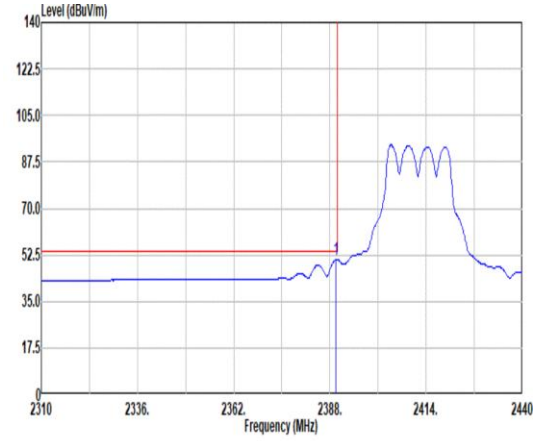 Site : 03CH07-HY Condition: AVG_BE_54 3m HF_ANT_00075962 VERTICAL : RBW:1000.000kHz VBW:0.010kHz SWT:Auto Freq Level Limit Line Margin Read Level Ant Factor Cable Loss Preamp Factor Aux Factor APos TPos Remark MHz dBuV/m dBuV/m dB dBuV dB/m dB dB dB cm deg 1 2389.69 50.65 54.00 -3.35 34.52 32.10 8.45 34.32 9.90 310 152 AVERAGE	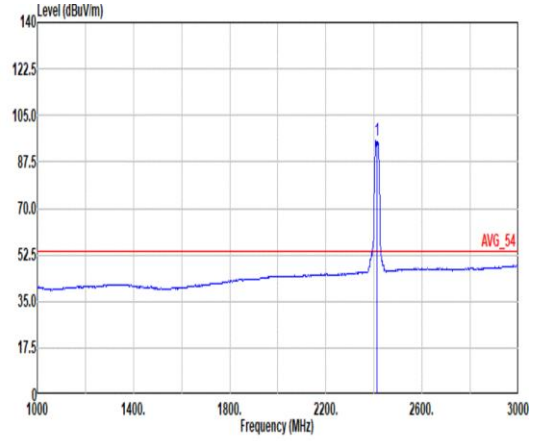 Site : 03CH07-HY Condition: AVG_54 3m HF_ANT_00075962 VERTICAL : RBW:1000.000kHz VBW:0.010kHz SWT:Auto Freq Level Limit Line Margin Read Level Ant Factor Cable Loss Preamp Factor Aux Factor APos TPos Remark MHz dBuV/m dBuV/m dB dBuV dB/m dB dB dB cm deg 1 2412.00 95.39 ------ ------ 79.22 32.10 8.48 34.31 9.90 310 152 AVERAGE

Mode	6	
	Harmonic	
	2400-2483.5_802.11g_CH01_2412MHz	
ANT	0+1	
Pol.	Horizontal	Vertical
Peak Avg	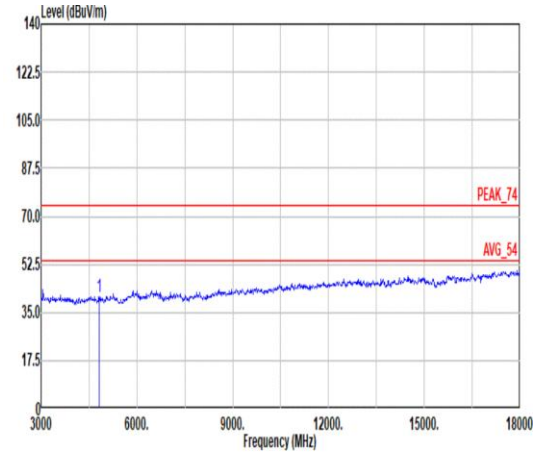 Site : 03CH07-HY Condition: PEAK_74 3m HF_ANT_00075962 HORIZONTAL Freq Level Limit Line Margin Read Level Ant Factor Cable Loss Preamp Factor Aux Factor APos TPos Remark MHz dBuV/m dBuV/m dB dBuV dB/m dB dB dB cm deg 1 4824.00 40.73 74.00 -33.27 52.75 34.25 11.90 59.14 0.97 -- -- PEAK	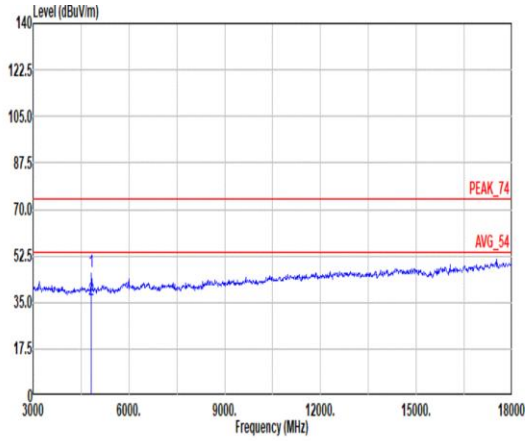 Site : 03CH07-HY Condition: PEAK_74 3m HF_ANT_00075962 VERTICAL Freq Level Limit Line Margin Read Level Ant Factor Cable Loss Preamp Factor Aux Factor APos TPos Remark MHz dBuV/m dBuV/m dB dBuV dB/m dB dB dB cm deg 1 4824.00 46.63 74.00 -27.37 58.65 34.25 11.90 59.14 0.97 140 203 PEAK 2 4824.00 36.19 54.00 -17.81 48.21 34.25 11.90 59.14 0.97 140 203 AVERAGE

Mode	6	
	Harmonic	
	2400-2483.5_802.11g_CH01_2412MHz	
ANT	0+1	
Pol.	Horizontal	Vertical
14.47G ~14.5G Avg	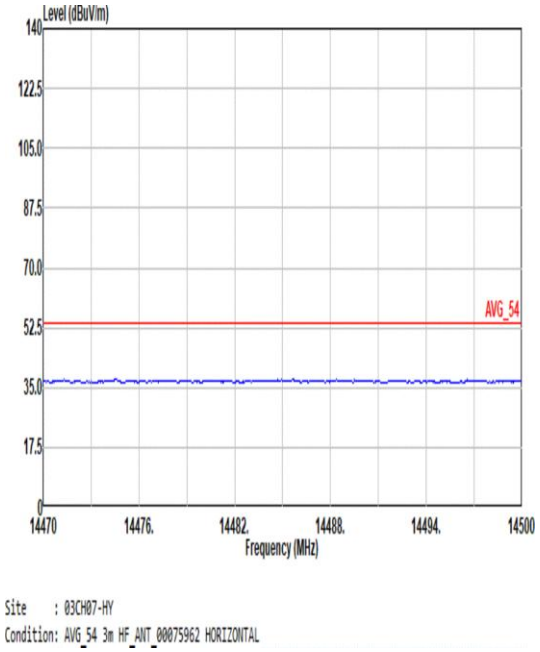	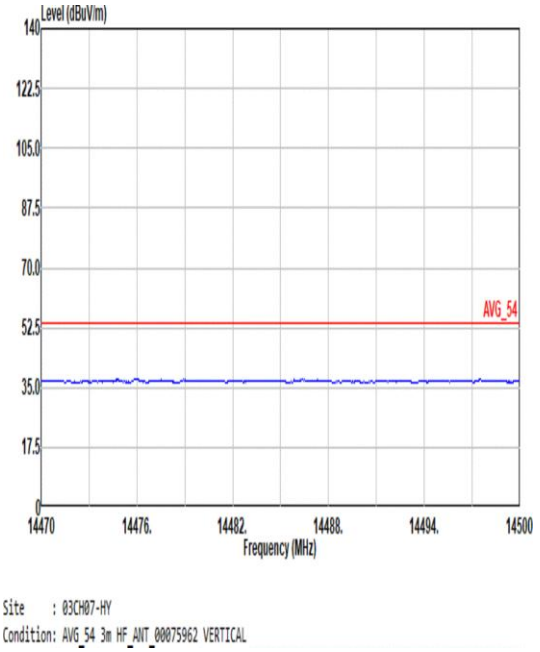
17.7G ~18G Avg	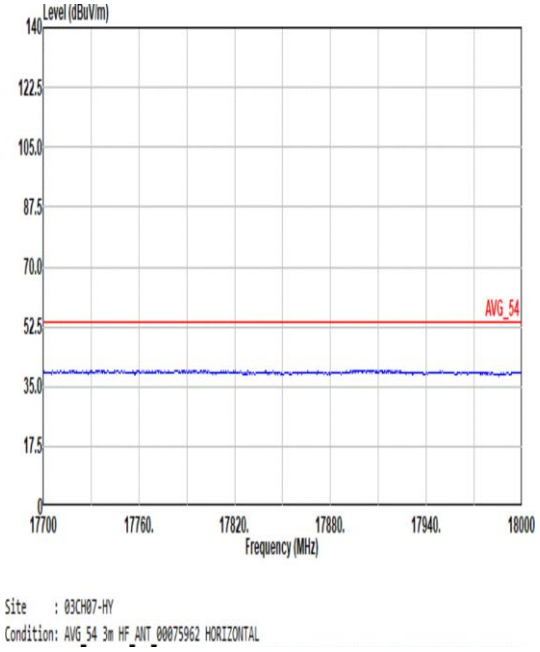	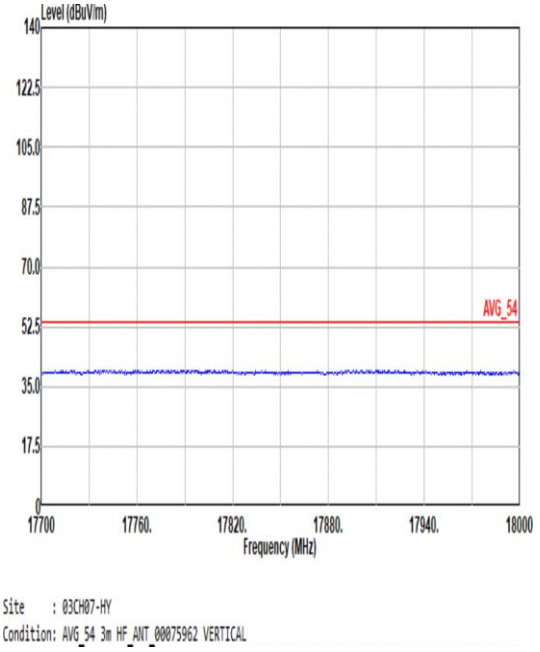

Mode	7	
	Band Edge - L	
	2400-2483.5_802.11g_CH06_2437MHz	
ANT	0+1	
Pol.	Horizontal	Fundamental
Peak	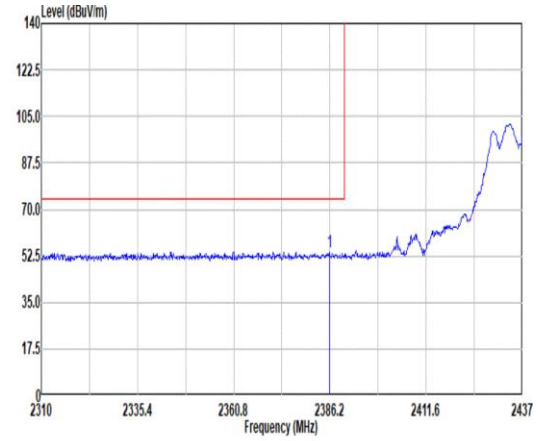 Site : 03CH07-HY Condition: PEAK_BE_74 3m HF_ANT_00075962 HORIZONTAL : RBW:1000.000kHz VBW:3000.000kHz SWT:Auto Freq Level Limit Line Margin Read Level Ant Factor Cable Loss Preamp Factor Aux Factor APos TPos Remark MHz dBuV/m dBuV/m dB dBuV dB/m dB dB dB cm deg 1 2386.07 54.14 74.00 -19.86 38.01 32.10 8.45 34.32 9.90 205 178 PEAK	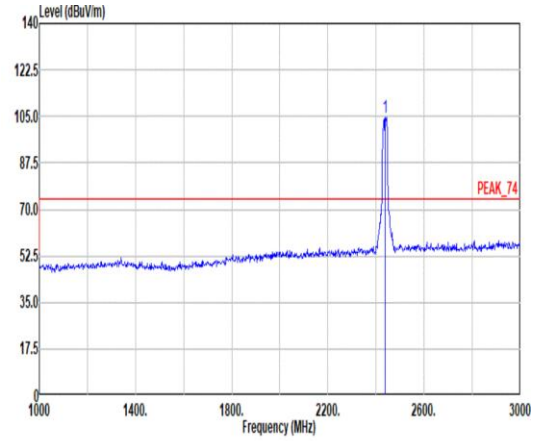 Site : 03CH07-HY Condition: PEAK_74 3m HF_ANT_00075962 HORIZONTAL : RBW:1000.000kHz VBW:3000.000kHz SWT:Auto Freq Level Limit Line Margin Read Level Ant Factor Cable Loss Preamp Factor Aux Factor APos TPos Remark MHz dBuV/m dBuV/m dB dBuV dB/m dB dB dB cm deg 1 2437.00 104.79 ------ ------ 88.42 32.20 8.54 34.29 9.92 205 178 PEAK
Avg	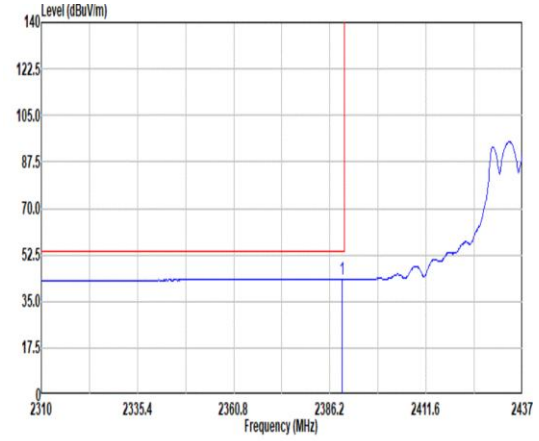 Site : 03CH07-HY Condition: AVG_BE_54 3m HF_ANT_00075962 HORIZONTAL : RBW:1000.000kHz VBW:0.010kHz SWT:Auto Freq Level Limit Line Margin Read Level Ant Factor Cable Loss Preamp Factor Aux Factor APos TPos Remark MHz dBuV/m dBuV/m dB dBuV dB/m dB dB dB cm deg 1 2389.50 43.57 54.00 -10.43 27.44 32.10 8.45 34.32 9.90 205 178 AVERAGE	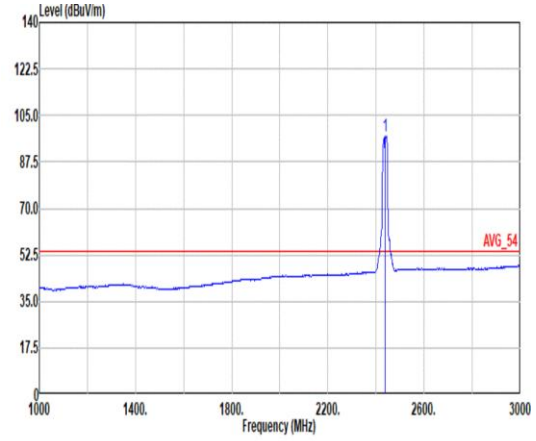 Site : 03CH07-HY Condition: AVG_54 3m HF_ANT_00075962 HORIZONTAL : RBW:1000.000kHz VBW:0.010kHz SWT:Auto Freq Level Limit Line Margin Read Level Ant Factor Cable Loss Preamp Factor Aux Factor APos TPos Remark MHz dBuV/m dBuV/m dB dBuV dB/m dB dB dB cm deg 1 2437.00 97.24 ------ ------ 80.87 32.20 8.54 34.29 9.92 205 178 AVERAGE

Mode	7	
	Band Edge - R	
	2400-2483.5_802.11g_CH06_2437MHz	
ANT	0+1	
Pol.	Horizontal	Fundamental
Peak	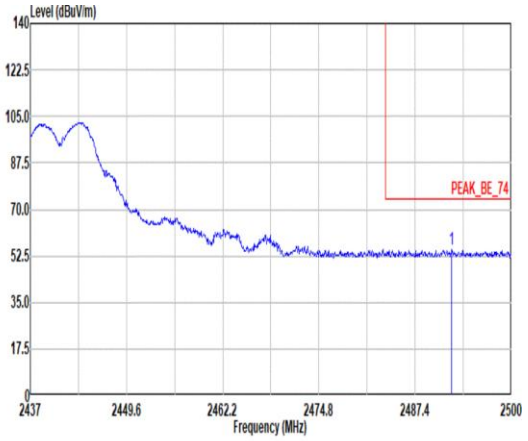 Site : 03CH07-HY Condition: PEAK_BE_74 3m HF_ANT_00075962 HORIZONTAL : RBW:1000.000kHz VBW:3000.000kHz SWT:Auto Freq Level Limit Line Margin Read Level Ant Factor Cable Loss Preamp Factor Aux Factor APos TPos Remark MHz dBuV/m dBuV/m dB dBuV dB/m dB dB dB cm deg 1 2492.19 55.03 74.00 -18.97 38.21 32.52 8.63 34.27 9.94 205 178 PEAK	Blank
Avg	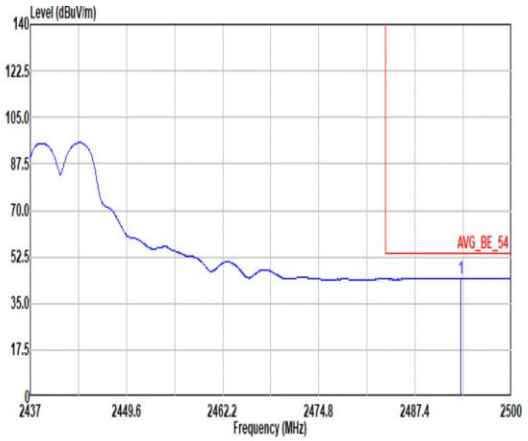 Site : 03CH07-HY Condition: AVG_BE_54 3m HF_ANT_00075962 HORIZONTAL : RBW:1000.000kHz VBW:0.010kHz SWT:Auto Freq Level Limit Line Margin Read Level Ant Factor Cable Loss Preamp Factor Aux Factor APos TPos Remark MHz dBuV/m dBuV/m dB dBuV dB/m dB dB dB cm deg 1 2493.39 44.29 54.00 -9.71 27.46 32.53 8.63 34.27 9.94 205 178 AVERAGE	Blank

Mode	7	
	Band Edge - L	
	2400-2483.5_802.11g_CH06_2437MHz	
ANT	0+1	
Pol.	Vertical	Fundamental
Peak	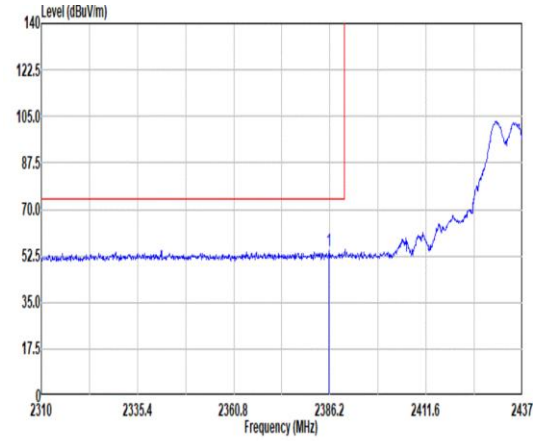 Site : 03CH07-HY Condition: PEAK_BE_74 3m HF_ANT_00075962 VERTICAL : RBW:1000.000kHz VBW:3000.000kHz SWT:Auto Freq Level Limit Line Margin Read Level Ant Factor Cable Loss Preamp Factor Aux Factor APos TPos Remark MHz dBuV/m dBuV/m dB dBuV dB/m dB dB dB cm deg 1 2385.95 54.58 74.00 -19.42 38.45 32.10 8.45 34.32 9.90 262 167 PEAK	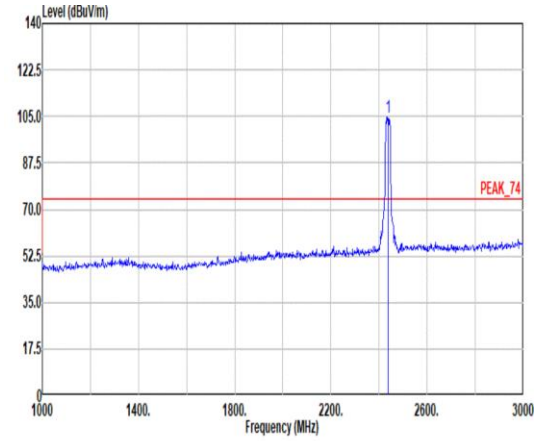 Site : 03CH07-HY Condition: PEAK_74 3m HF_ANT_00075962 VERTICAL : RBW:1000.000kHz VBW:3000.000kHz SWT:Auto Freq Level Limit Line Margin Read Level Ant Factor Cable Loss Preamp Factor Aux Factor APos TPos Remark MHz dBuV/m dBuV/m dB dBuV dB/m dB dB dB cm deg 1 2437.00 104.58 ------ ------ 88.24 32.20 8.53 34.30 9.91 262 167 PEAK
Avg	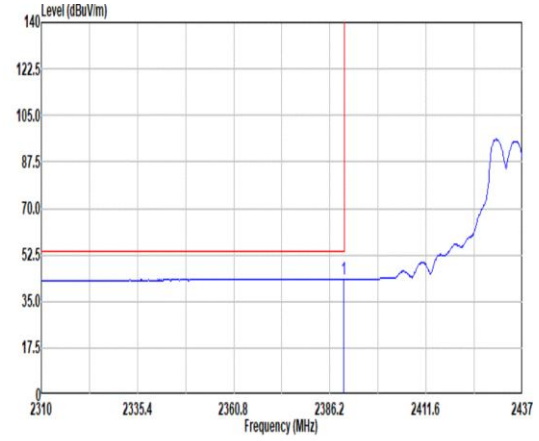 Site : 03CH07-HY Condition: AVG_BE_54 3m HF_ANT_00075962 VERTICAL : RBW:1000.000kHz VBW:0.010kHz SWT:Auto Freq Level Limit Line Margin Read Level Ant Factor Cable Loss Preamp Factor Aux Factor APos TPos Remark MHz dBuV/m dBuV/m dB dBuV dB/m dB dB dB cm deg 1 2389.76 43.47 54.00 -10.53 27.34 32.10 8.45 34.32 9.90 262 167 AVERAGE	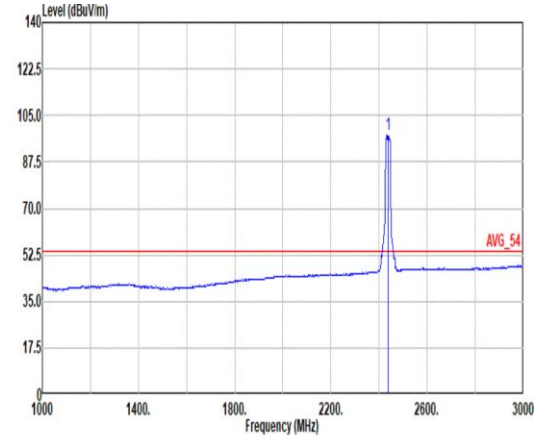 Site : 03CH07-HY Condition: AVG_54 3m HF_ANT_00075962 VERTICAL : RBW:1000.000kHz VBW:0.010kHz SWT:Auto Freq Level Limit Line Margin Read Level Ant Factor Cable Loss Preamp Factor Aux Factor APos TPos Remark MHz dBuV/m dBuV/m dB dBuV dB/m dB dB dB cm deg 1 2437.00 97.52 ------ ------ 81.19 32.20 8.52 34.30 9.91 262 167 AVERAGE

Mode	7	
	Band Edge - R	
	2400-2483.5_802.11g_CH06_2437MHz	
ANT	0+1	
Pol.	Vertical	Fundamental
Peak	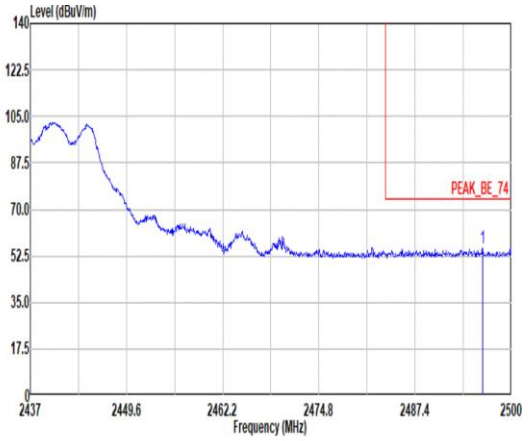 Site : 03CH07-HY Condition: PEAK_BE_74 3m HF_ANT_00075962 VERTICAL : RBW:1000.000kHz VBW:3000.000kHz SWT:Auto Limit Read Ant Cable Preamp Aux APos TPos Freq Level Line Margin Level Factor Loss Factor Factor Remark MHz dBuV/m dBuV/m dB dBuV dB/m dB dB dB cm deg 1 2496.22 55.44 74.00 -18.56 38.58 32.56 8.63 34.27 9.94 262 167 PEAK	Blank
Avg	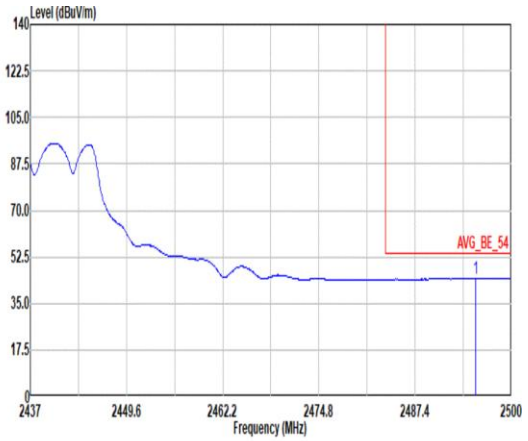 Site : 03CH07-HY Condition: AVG_BE_54 3m HF_ANT_00075962 VERTICAL : RBW:1000.000kHz VBW:0.010kHz SWT:Auto Limit Read Ant Cable Preamp Aux APos TPos Freq Level Line Margin Level Factor Loss Factor Factor Remark MHz dBuV/m dBuV/m dB dBuV dB/m dB dB dB cm deg 1 2495.28 44.27 54.00 -9.73 27.42 32.55 8.63 34.27 9.94 262 167 AVERAGE	Blank

Mode	7	
	Harmonic	
	2400-2483.5_802.11g_CH06_2437MHz	
ANT	0+1	
Pol.	Horizontal	Vertical
Peak Avg	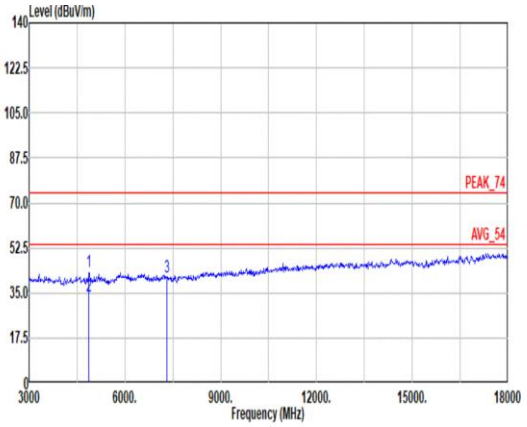 Site : 03CH07-HY Condition: PEAK_74 3m HF_ANT_00075962 HORIZONTAL Freq Level Limit Line Margin Read Level Ant Factor Cable Loss Preamp Factor Aux Factor APos TPos Remark MHz dBuV/m dBuV/m dB dBuV dB/m dB dB dB cm deg 1 4874.00 43.48 74.00 -30.52 55.38 34.20 11.95 59.03 0.98 400 230 PEAK 2 4874.00 33.90 54.00 -20.10 45.80 34.20 11.95 59.03 0.98 400 230 AVERAGE 3 7311.00 41.46 74.00 -32.54 47.90 35.70 14.57 57.73 1.02 -- -- PEAK	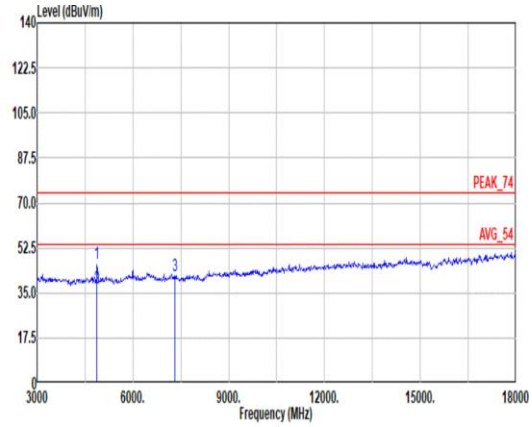 Site : 03CH07-HY Condition: PEAK_74 3m HF_ANT_00075962 VERTICAL Freq Level Limit Line Margin Read Level Ant Factor Cable Loss Preamp Factor Aux Factor APos TPos Remark MHz dBuV/m dBuV/m dB dBuV dB/m dB dB dB cm deg 1 4874.00 46.30 74.00 -27.70 58.20 34.20 11.95 59.03 0.98 100 202 PEAK 2 4874.00 37.02 54.00 -16.98 48.92 34.20 11.95 59.03 0.98 100 202 AVERAGE 3 7311.00 41.92 74.00 -32.08 48.36 35.70 14.57 57.73 1.02 -- -- PEAK

Mode	7	
	Harmonic	
	2400-2483.5_802.11g_CH06_2437MHz	
ANT	0+1	
Pol.	Horizontal	Vertical
14.47G ~14.5G Avg	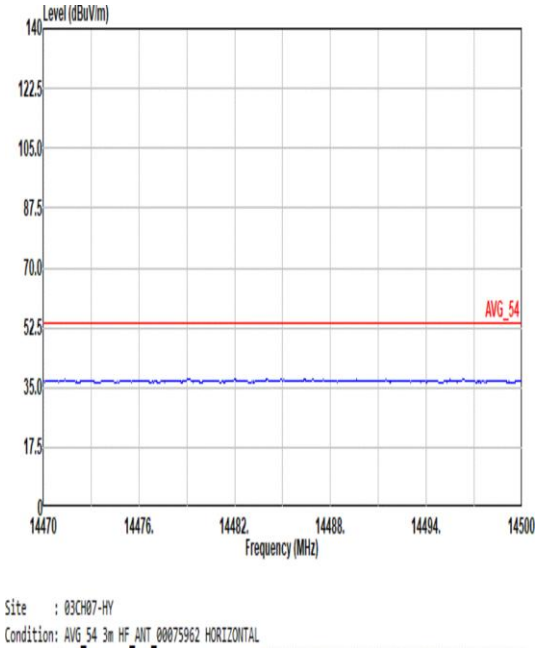	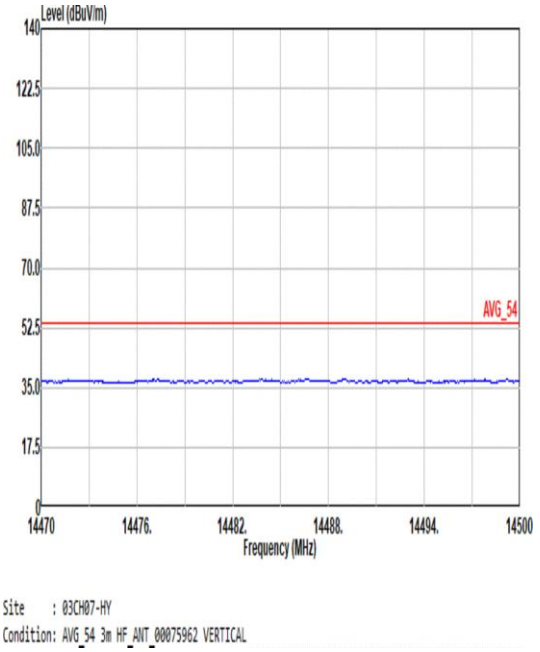
17.7G ~18G Avg	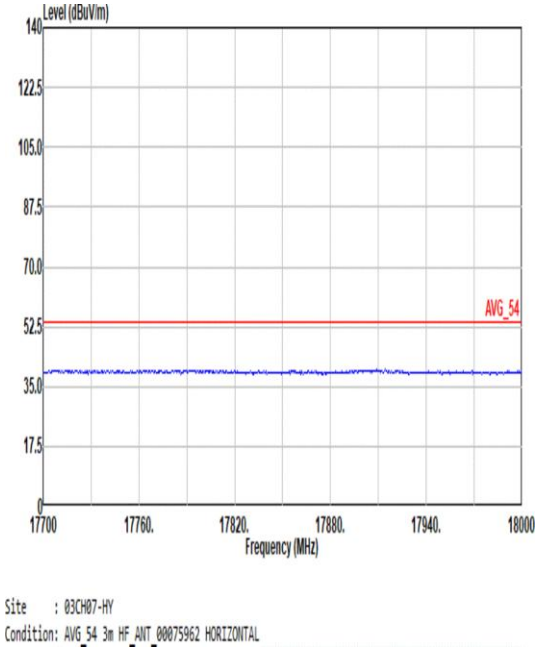	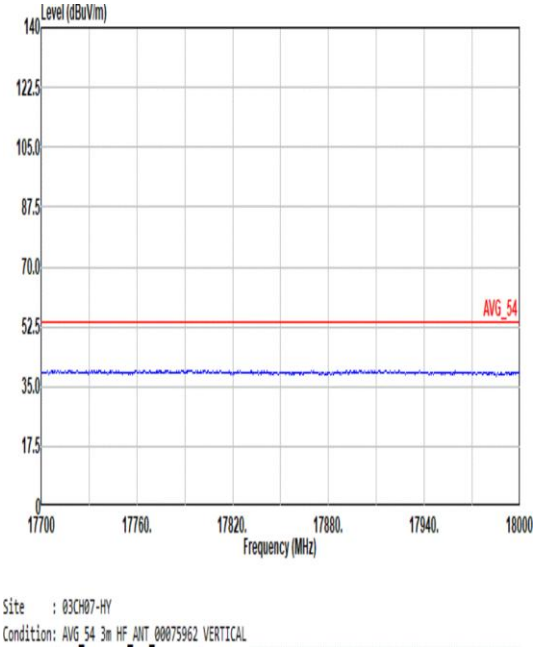

Mode	8	
	Band Edge	
	2400-2483.5_802.11g_CH11_2462MHz	
ANT	0+1	
Pol.	Horizontal	Fundamental
Peak	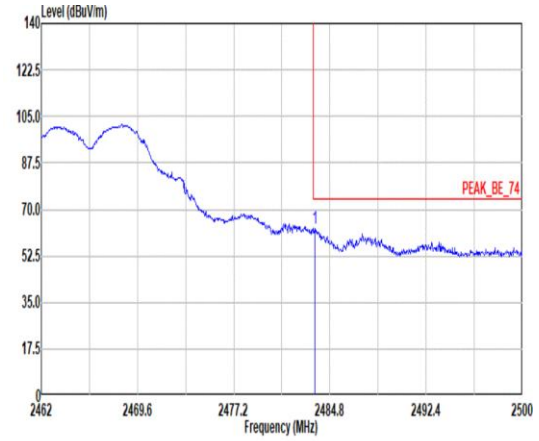 Site : 03CH07-HY Condition: PEAK_BE_74 3m HF_ANT_00075962 HORIZONTAL : RBW:1000.000kHz VBW:3000.000kHz SWT:Auto Freq Level Limit Line Margin Read Level Ant Factor Cable Loss Preamp Factor Aux Factor APos TPos Remark MHz dBuV/m dBuV/m dB dBuV dB/m dB dB dB cm deg 1 2483.62 62.80 74.00 -11.20 46.10 32.44 8.61 34.28 9.93 206 180 PEAK	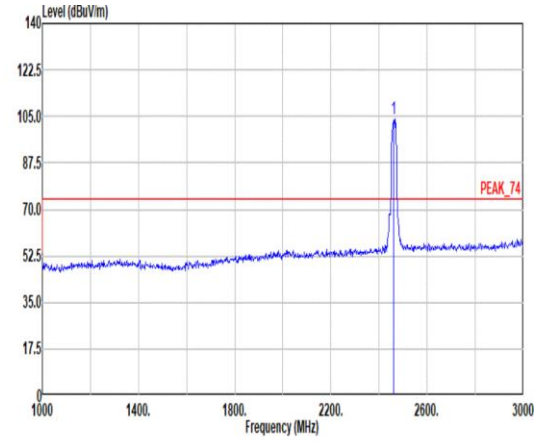 Site : 03CH07-HY Condition: PEAK_74 3m HF_ANT_00075962 HORIZONTAL : RBW:1000.000kHz VBW:3000.000kHz SWT:Auto Freq Level Limit Line Margin Read Level Ant Factor Cable Loss Preamp Factor Aux Factor APos TPos Remark MHz dBuV/m dBuV/m dB dBuV dB/m dB dB dB cm deg 1 2462.00 104.23 ------ ------ 87.61 32.38 8.59 34.28 9.93 206 180 PEAK
Avg	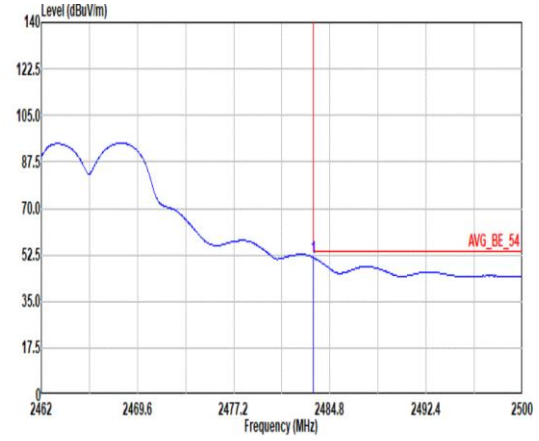 Site : 03CH07-HY Condition: AVG_BE_54 3m HF_ANT_00075962 HORIZONTAL : RBW:1000.000kHz VBW:0.010kHz SWT:Auto Freq Level Limit Line Margin Read Level Ant Factor Cable Loss Preamp Factor Aux Factor APos TPos Remark MHz dBuV/m dBuV/m dB dBuV dB/m dB dB dB cm deg 1 2483.51 51.47 54.00 -2.53 34.77 32.44 8.61 34.28 9.93 206 180 AVERAGE	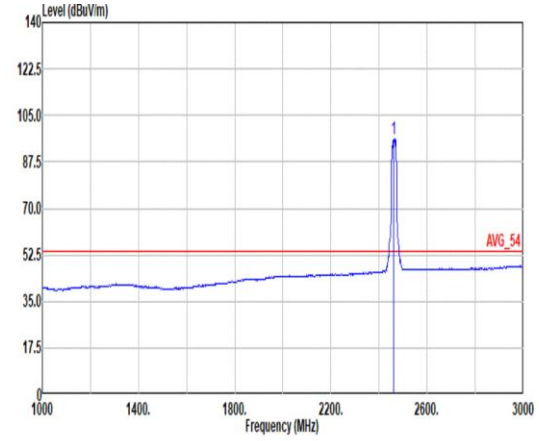 Site : 03CH07-HY Condition: AVG_54 3m HF_ANT_00075962 HORIZONTAL : RBW:1000.000kHz VBW:0.010kHz SWT:Auto Freq Level Limit Line Margin Read Level Ant Factor Cable Loss Preamp Factor Aux Factor APos TPos Remark MHz dBuV/m dBuV/m dB dBuV dB/m dB dB dB cm deg 1 2462.00 96.29 ------ ------ 79.67 32.38 8.59 34.28 9.93 206 180 AVERAGE