C2. Summary of each worse mode

Mode	Modulation	Ch.	Freq. (MHz)	Level (dBuV/m)	Limit (dBuV/m)	Margin (dB)	Pol.	Peak Avg.	Result	RU	Remark
1	Bluetooth BR_GFSK	00	2388.84	46.50	74.00	-27.50	V	Peak	Pass	-	Band Edge
1	Bluetooth BR_GFSK	00	4804.00	44.90	74.00	-29.10	H	Peak	Pass	-	Harmonic
2	Bluetooth BR_GFSK	39	2499.17	46.47	74.00	-27.53	H	Peak	Pass	-	Band Edge
2	Bluetooth BR_GFSK	39	4882.00	46.52	74.00	-27.48	H	Peak	Pass	-	Harmonic
3	Bluetooth BR_GFSK	78	2483.60	47.77	74.00	-26.23	H	Peak	Pass	-	Band Edge
3	Bluetooth BR_GFSK	78	4960.00	45.68	74.00	-28.32	H	Peak	Pass	-	Harmonic
4	LF	78	222.06	37.52	46.00	-8.48	H	Peak	Pass	-	LF
5	SHF	78	23999.00	38.85	74.00	-35.15	V	Peak	Pass	-	SHF
6	Bluetooth BR_GFSK	00	2325.09	46.10	74.00	-27.90	V	Peak	Pass	-	Band Edge
6	Bluetooth BR_GFSK	00	4804.00	42.75	74.00	-31.25	H	Peak	Pass	-	Harmonic
7	Bluetooth BR_GFSK	39	2352.18	46.21	74.00	-27.79	V	Peak	Pass	-	Band Edge

Mode	Modulation	Ch.	Freq. (MHz)	Level (dBuV/m)	Limit (dBuV/m)	Margin (dB)	Pol.	Peak Avg.	Result	RU	Remark
7	Bluetooth BR_GFSK	39	4882.00	48.51	74.00	-25.49	H	Peak	Pass	-	Harmonic
8	Bluetooth BR_GFSK	78	2483.70	51.78	74.00	-22.22	V	Peak	Pass	-	Band Edge
8	Bluetooth BR_GFSK	78	4960.00	50.71	74.00	-23.29	H	Peak	Pass	-	Harmonic
9	LF	78	222.06	37.04	46.00	-8.96	H	Peak	Pass	-	LF
10	SHF	78	24860.00	39.36	74.00	-34.64	H	Peak	Pass	-	SHF

Mode	1	
	Band Edge	
	2400-2483.5_Bluetooth BR_GFSK_CH00_2402MHz	
ANT	0	
Pol.	Horizontal	Fundamental
Peak Avg	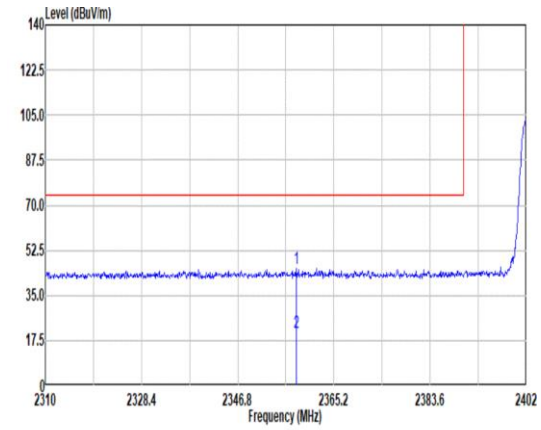 Site : 03CH07-HY Condition: PEAK_BE_74 3m HF_ANT_00075962 HORIZONTAL : RBW:1000.000kHz VBW:3000.000kHz SWT:Auto Freq Level Limit Line Margin Read Level Ant Factor Cable Loss Preamp Factor Aux Factor APos TPos Remark MHz dBuV/m dBuV/m dB dBuV dB/m dB dB dB cm deg 1 2358.02 45.27 74.00 -28.73 39.20 32.00 8.40 34.33 0.00 268 163 PEAK 2 2358.02 20.51 54.00 -33.49 -- -- -- -- -- 268 163 AVERAGE	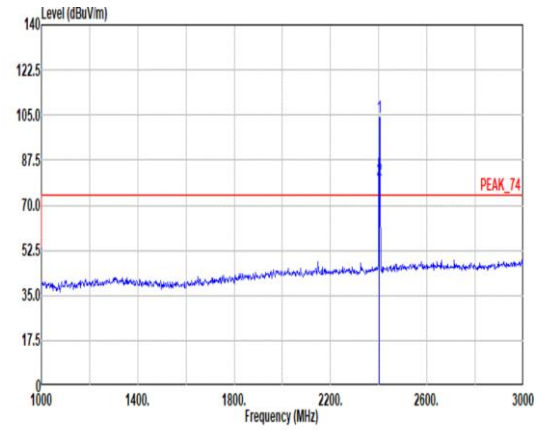 Site : 03CH07-HY Condition: PEAK_74 3m HF_ANT_00075962 HORIZONTAL : RBW:1000.000kHz VBW:3000.000kHz SWT:Auto Freq Level Limit Line Margin Read Level Ant Factor Cable Loss Preamp Factor Aux Factor APos TPos Remark MHz dBuV/m dBuV/m dB dBuV dB/m dB dB dB cm deg 1 2402.00 104.30 ------ ------ 98.03 32.10 8.48 34.31 0.00 268 163 PEAK 2 2402.00 79.54 ------ ------ -- -- -- -- -- 268 163 AVERAGE

Mode	1	
	Band Edge	
	2400-2483.5_Bluetooth BR_GFSK_CH00_2402MHz	
ANT	0	
Pol.	Vertical	Fundamental
Peak Avg	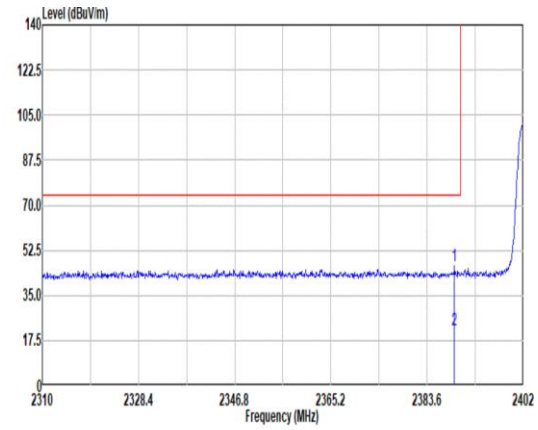 Site : 03CH07-HY Condition: PEAK_BE_74 3m HF_ANT_00075962 VERTICAL : RBW:1000.000kHz VBW:3000.000kHz SWT:Auto Limit Read Ant Cable Preamp Aux APos TPos Freq Level Line Margin Level Factor Loss Factor Factor Remark MHz dBuV/m dBuV/m dB dBuV dB/m dB dB dB cm deg 1 2388.84 46.50 74.00 -27.50 40.27 32.10 8.45 34.32 0.00 203 225 PEAK 2 2388.84 21.74 54.00 -32.26 -- -- -- -- -- 203 225 AVERAGE	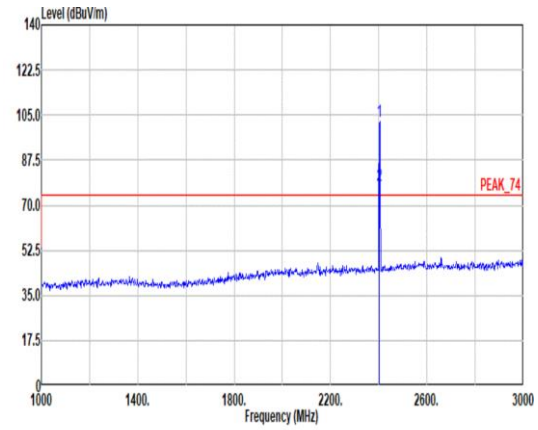 Site : 03CH07-HY Condition: PEAK_74 3m HF_ANT_00075962 VERTICAL : RBW:1000.000kHz VBW:3000.000kHz SWT:Auto Limit Read Ant Cable Preamp Aux APos TPos Freq Level Line Margin Level Factor Loss Factor Factor Remark MHz dBuV/m dBuV/m dB dBuV dB/m dB dB dB cm deg 1 2402.00 102.59 ------ ------ 96.32 32.10 8.48 34.31 0.00 203 225 PEAK 2 2402.00 77.83 ------ ------ -- -- -- -- -- 203 225 AVERAGE

Mode	1	
	Harmonic	
	2400-2483.5_Bluetooth BR_GFSK_CH00_2402MHz	
ANT	0	
Pol.	Horizontal	Vertical
Peak Avg	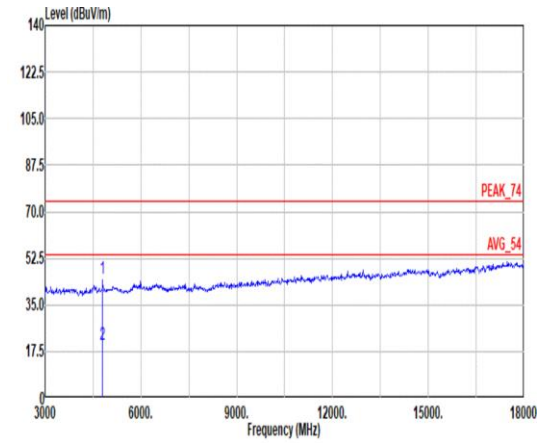 Site : 03CH07-HY Condition: PEAK_74 3m HF_ANT_00075962 HORIZONTAL Freq Level Limit Line Margin Read Level Ant Factor Cable Loss Preamp Factor Aux Factor APos TPos Remark MHz dBuV/m dBuV/m dB dBuV dB/m dB dB dB cm deg 1 4804.00 44.90 74.00 -29.10 56.95 34.29 11.88 59.19 0.97 299 183 PEAK 2 4804.00 20.14 54.00 -33.86 -- -- -- -- -- 299 183 AVERAGE	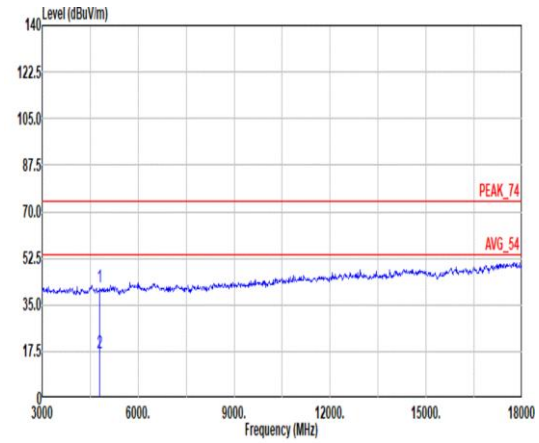 Site : 03CH07-HY Condition: PEAK_74 3m HF_ANT_00075962 VERTICAL Freq Level Limit Line Margin Read Level Ant Factor Cable Loss Preamp Factor Aux Factor APos TPos Remark MHz dBuV/m dBuV/m dB dBuV dB/m dB dB dB cm deg 1 4804.00 41.90 74.00 -32.10 53.95 34.29 11.88 59.19 0.97 -- -- PEAK 2 4804.00 17.14 54.00 -36.86 -- -- -- -- -- -- -- AVERAGE

Mode	1	
	Harmonic	
	2400-2483.5_Bluetooth BR_GFSK_CH00_2402MHz	
ANT	0	
Pol.	Horizontal	Vertical
14.47G ~14.5G Avg	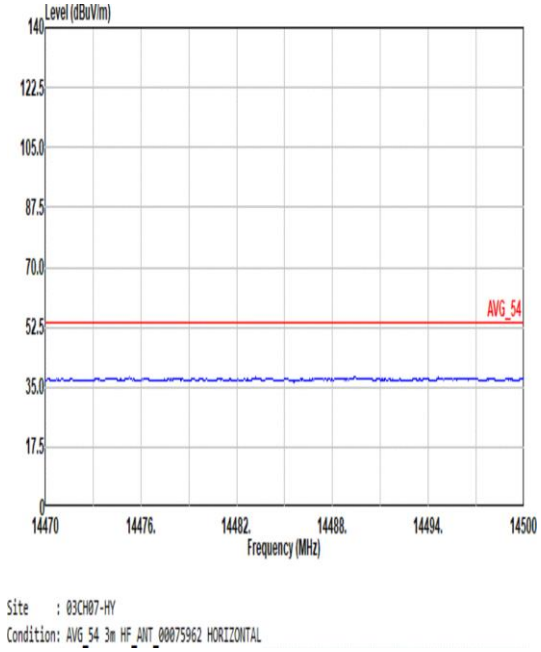	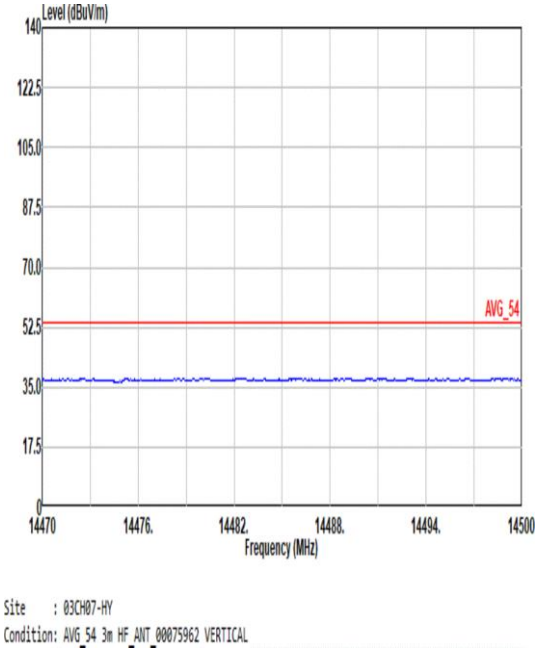
17.7G ~18G Avg	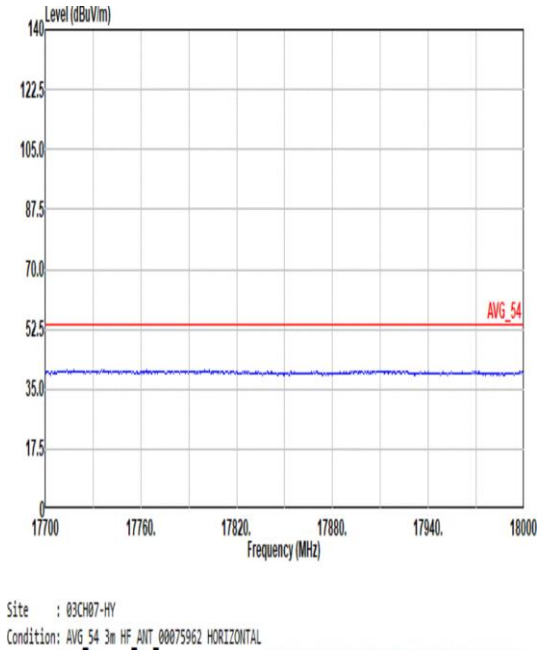	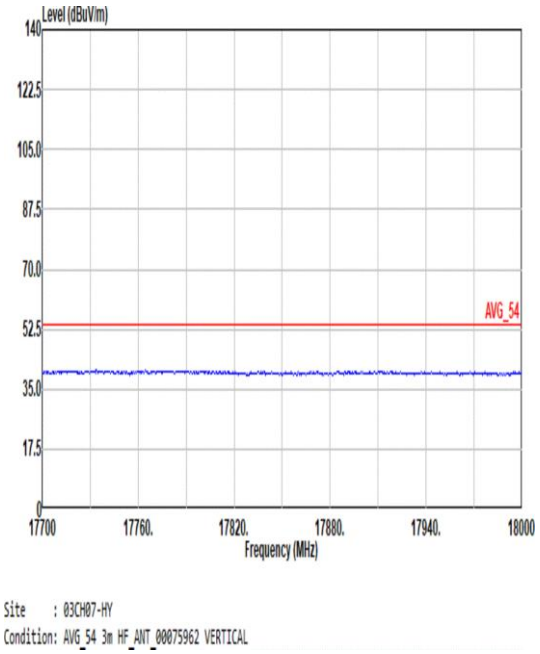

Mode	2	
	Band Edge - L	
	2400-2483.5_Bluetooth BR_GFSK_CH39_2441MHz	
ANT	0	
Pol.	Horizontal	Fundamental
Peak Avg	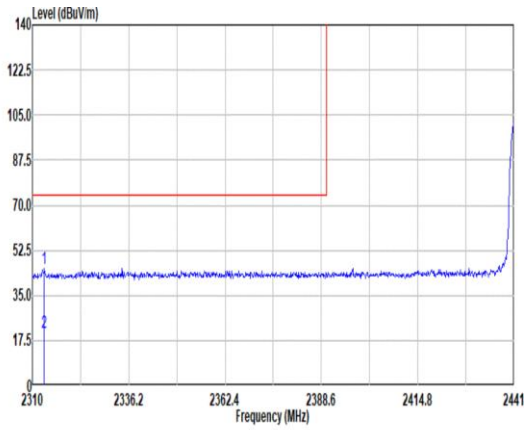 Site : 03CH07-HY Condition: PEAK_BE_74 3m HF_ANT_00075962 HORIZONTAL : RBW:1000.000kHz VBW:3000.000kHz SWT:Auto Limit Read Ant Cable Preamp Aux APos TPos Freq Level Line Margin Level Factor Loss Factor Factor Remark MHz dBuV/m dBuV/m dB dBuV dB/m dB dB dB cm deg 1 2313.28 45.33 74.00 -28.67 39.46 31.90 8.32 34.35 0.00 202 165 PEAK 2 2313.28 20.57 54.00 -33.43 -- -- -- -- -- 202 165 AVERAGE	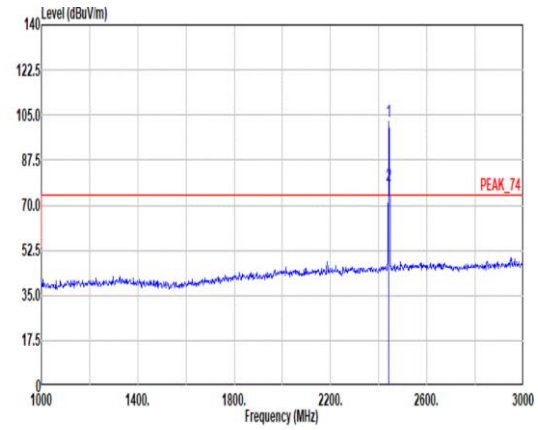 Site : 03CH07-HY Condition: PEAK_74 3m HF_ANT_00075962 HORIZONTAL : RBW:1000.000kHz VBW:3000.000kHz SWT:Auto Limit Read Ant Cable Preamp Aux APos TPos Freq Level Line Margin Level Factor Loss Factor Factor Remark MHz dBuV/m dBuV/m dB dBuV dB/m dB dB dB cm deg 1 2441.00 102.66 ------ ------ 96.22 32.20 8.54 34.30 0.00 202 165 PEAK 2 2441.00 77.90 ------ ------ -- -- -- -- -- 202 165 AVERAGE

Mode	2	
	Band Edge - R	
	2400-2483.5_Bluetooth BR_GFSK_CH39_2441MHz	
ANT	0	
Pol.	Horizontal	Fundamental
Peak Avg	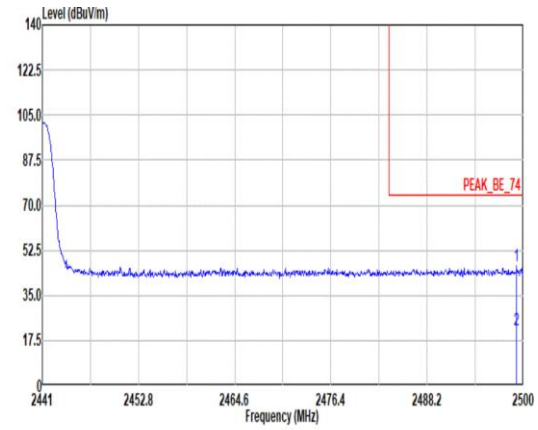 Site : 03CH07-HY Condition: PEAK_BE_74 3m HF_ANT_00075962 HORIZONTAL : RBW:1000.000kHz VBW:3000.000kHz SWT:Auto Freq Level Limit Line Margin Read Level Ant Factor Cable Loss Preamp Factor Aux Factor APos TPos Remark MHz dBuV/m dBuV/m dB dBuV dB/m dB dB dB cm deg 1 2499.17 46.47 74.00 -27.53 39.51 32.59 8.64 34.27 0.00 202 165 PEAK 2 2499.17 21.71 54.00 -32.29 -- -- -- -- -- 202 165 AVERAGE	Blank

Mode	2	
	Band Edge - L	
	2400-2483.5_Bluetooth BR_GFSK_CH39_2441MHz	
ANT	0	
Pol.	Vertical	Fundamental
Peak Avg	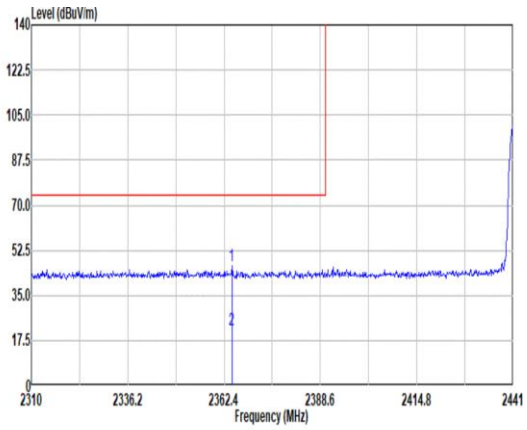 Site : 03CH07-HY Condition: PEAK_BE_74 3m HF_ANT_00075962 VERTICAL : RBW:1000.000kHz VBW:3000.000kHz SWT:Auto Limit Read Ant Cable Preamp Aux APos TPos Freq Level Line Margin Level Factor Loss Factor Factor Remark MHz dBuV/m dBuV/m dB dBuV dB/m dB dB dB cm deg 1 2364.50 46.36 74.00 -27.64 40.28 32.00 8.41 34.33 0.00 302 275 PEAK 2 2364.50 21.60 54.00 -32.40 -- -- -- -- -- 302 275 AVERAGE	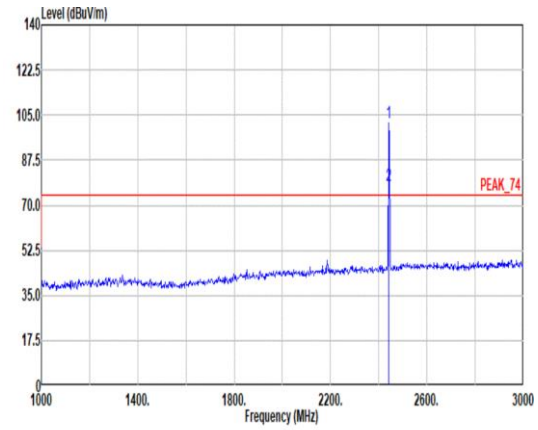 Site : 03CH07-HY Condition: PEAK_74 3m HF_ANT_00075962 VERTICAL : RBW:1000.000kHz VBW:3000.000kHz SWT:Auto Limit Read Ant Cable Preamp Aux APos TPos Freq Level Line Margin Level Factor Loss Factor Factor Remark MHz dBuV/m dBuV/m dB dBuV dB/m dB dB dB cm deg 1 2441.00 102.16 ------ ------ 95.72 32.20 8.54 34.30 0.00 302 275 PEAK 2 2441.00 77.40 ------ ------ -- -- -- -- -- 302 275 AVERAGE

Mode	2	
	Band Edge - R	
	2400-2483.5_Bluetooth BR_GFSK_CH39_2441MHz	
ANT	0	
Pol.	Vertical	Fundamental
Peak Avg	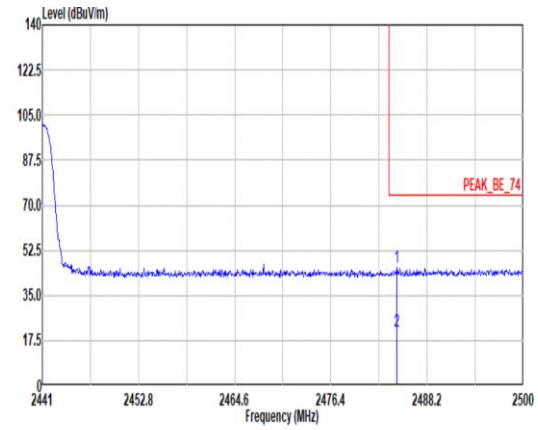 Site : 03CH07-HY Condition: PEAK_BE_74 3m HF_ANT_00075962 VERTICAL : RBW:1000.000kHz VBW:3000.000kHz SWT:Auto Freq Level Limit Line Margin Read Level Ant Factor Cable Loss Preamp Factor Aux Factor APos TPos Remark MHz dBuV/m dBuV/m dB dBuV dB/m dB dB dB cm deg 1 2484.48 45.87 74.00 -28.13 39.10 32.44 8.61 34.28 0.00 302 275 PEAK 2 2484.48 21.11 54.00 -32.89 -- -- -- -- -- 302 275 AVERAGE	Blank

Mode	2	
	Harmonic	
	2400-2483.5_Bluetooth BR_GFSK_CH39_2441MHz	
ANT	0	
Pol.	Horizontal	Vertical
Peak Avg	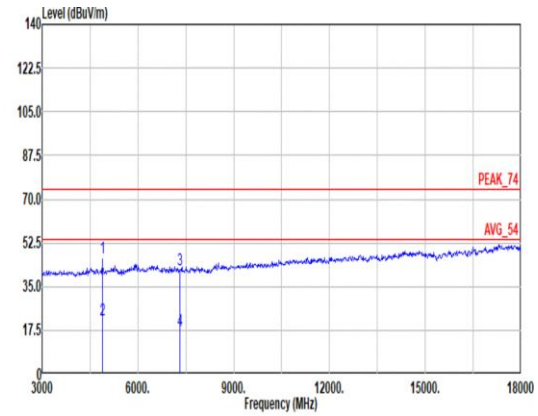 Site : 03CH07-HY Condition: PEAK_74 3m HF_ANT_00075962 HORIZONTAL Freq Level Limit Line Margin Read Level Ant Factor Cable Loss Preamp Factor Aux Factor APos TPos Remark MHz dBuV/m dBuV/m dB dBuV dB/m dB dB dB cm deg 1 4882.00 46.52 74.00 -27.48 58.39 34.20 11.96 59.01 0.98 400 215 PEAK 2 4882.00 21.76 54.00 -32.24 -- -- -- -- -- 400 215 AVERAGE 3 7323.00 41.98 74.00 -32.02 48.42 35.70 14.58 57.74 1.02 -- -- PEAK 4 7323.00 17.22 54.00 -36.78 -- -- -- -- -- -- -- AVERAGE	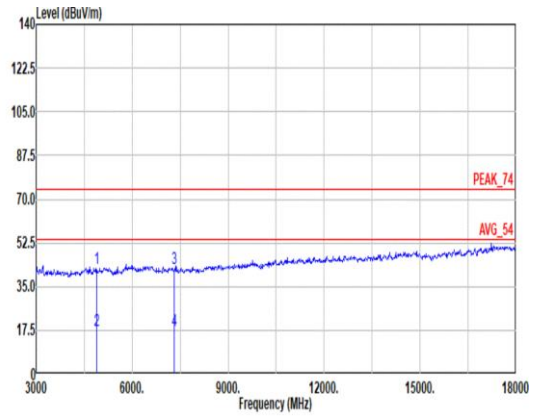 Site : 03CH07-HY Condition: PEAK_74 3m HF_ANT_00075962 VERTICAL Freq Level Limit Line Margin Read Level Ant Factor Cable Loss Preamp Factor Aux Factor APos TPos Remark MHz dBuV/m dBuV/m dB dBuV dB/m dB dB dB cm deg 1 4882.00 42.08 74.00 -31.92 53.95 34.20 11.96 59.01 0.98 -- -- PEAK 2 4882.00 17.32 54.00 -36.68 -- -- -- -- -- -- -- AVERAGE 3 7323.00 42.08 74.00 -31.92 48.52 35.70 14.58 57.74 1.02 -- -- PEAK 4 7323.00 17.32 54.00 -36.68 -- -- -- -- -- -- -- AVERAGE

Mode	2	
	Harmonic	
	2400-2483.5_Bluetooth BR_GFSK_CH39_2441MHz	
ANT	0	
Pol.	Horizontal	Vertical
14.47G ~14.5G Avg	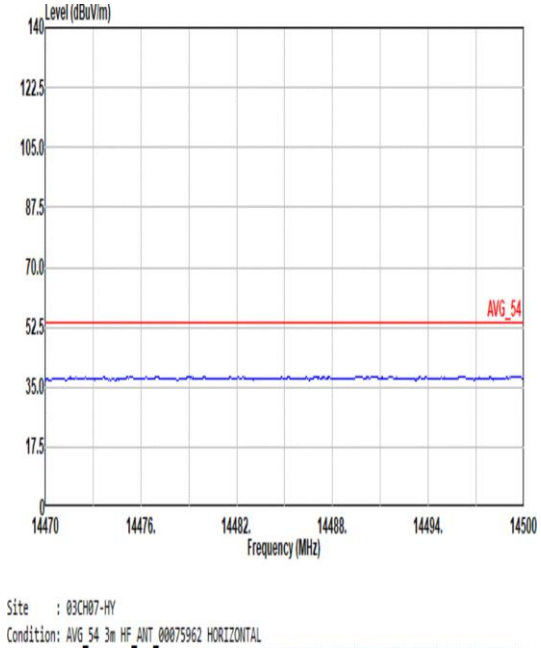	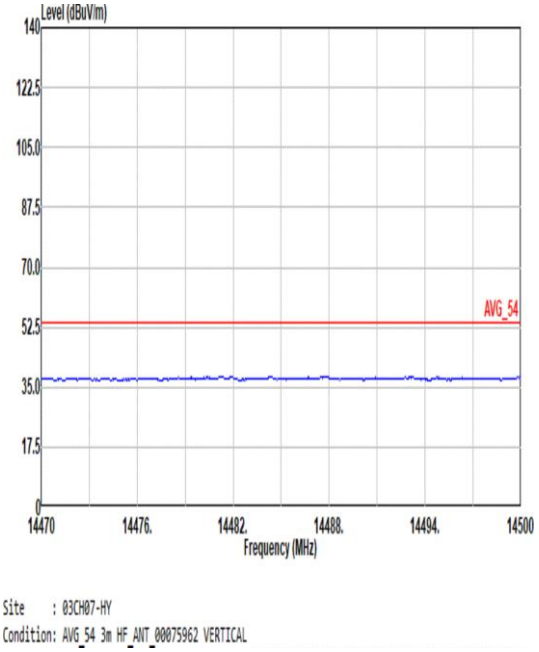
17.7G ~18G Avg	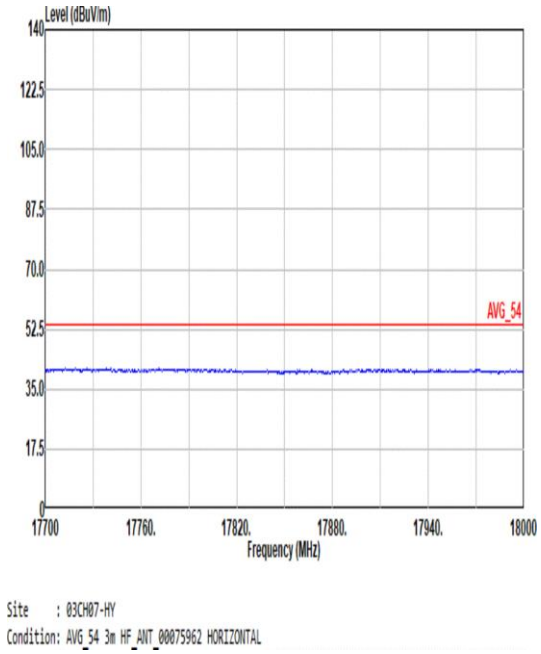	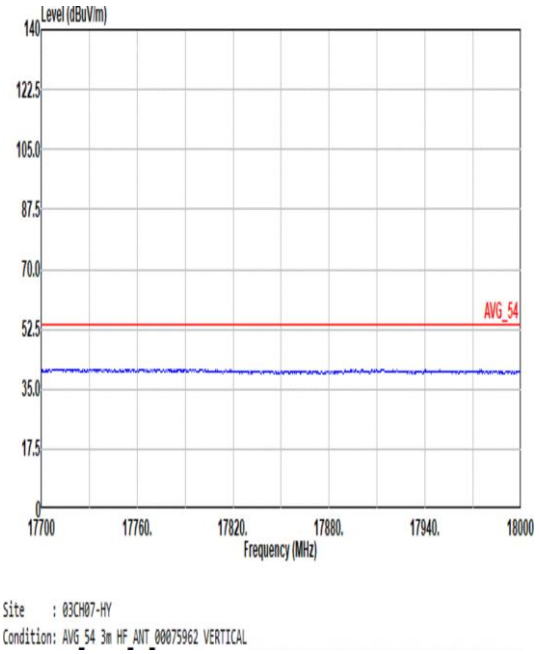

Mode	3	
	Band Edge	
	2400-2483.5_Bluetooth BR_GFSK_CH78_2480MHz	
ANT	0	
Pol.	Horizontal	Fundamental
Peak Avg	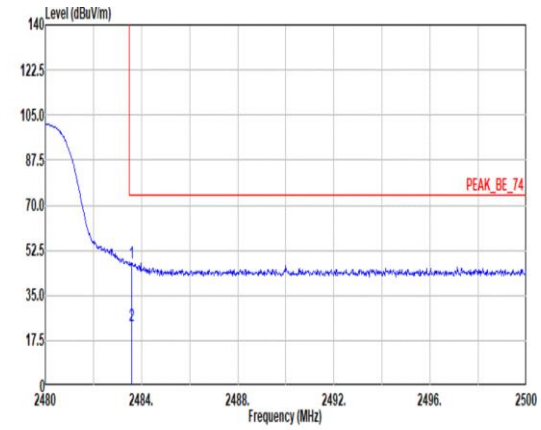 Site : 03CH07-HY Condition: PEAK_BE_74 3m HF_ANT_00075962 HORIZONTAL : RBW:1000.000kHz VBW:3000.000kHz SWT:Auto Limit Read Ant Cable Preamp Aux APos TPos Freq Level Line Margin Level Factor Loss Factor Factor Remark MHz dBuV/m dBuV/m dB dBuV dB/m dB dB dB cm deg 1 2483.60 47.77 74.00 -26.23 41.00 32.44 8.61 34.28 0.00 203 164 PEAK 2 2483.60 23.01 54.00 -30.99 -- -- -- -- -- 203 164 AVERAGE	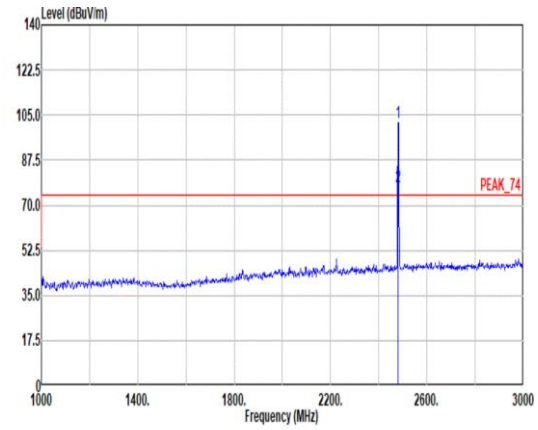 Site : 03CH07-HY Condition: PEAK_74 3m HF_ANT_00075962 HORIZONTAL : RBW:1000.000kHz VBW:3000.000kHz SWT:Auto Limit Read Ant Cable Preamp Aux APos TPos Freq Level Line Margin Level Factor Loss Factor Factor Remark MHz dBuV/m dBuV/m dB dBuV dB/m dB dB dB cm deg 1 2480.00 102.07 ------ ------ 95.32 32.42 8.61 34.28 0.00 203 164 PEAK 2 2480.00 77.31 ------ ------ -- -- -- -- -- 203 164 AVERAGE

Mode	3	
	Band Edge	
	2400-2483.5_Bluetooth BR_GFSK_CH78_2480MHz	
ANT	0	
Pol.	Vertical	Fundamental
Peak Avg	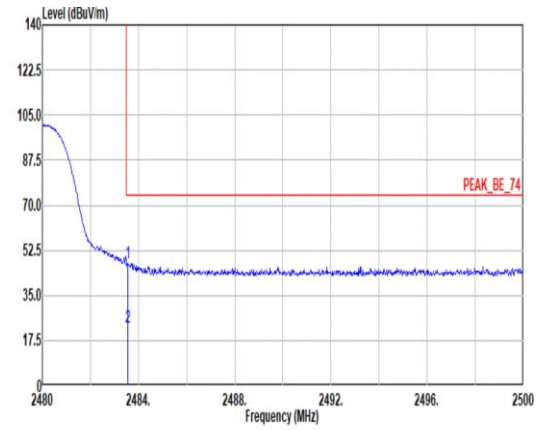 Site : 03CH07-HY Condition: PEAK_BE_74 3m HF_ANT_00075962 VERTICAL : RBW:1000.000kHz VBW:3000.000kHz SWT:Auto Limit Read Ant Cable Preamp Aux APos TPos Freq Level Line Margin Level Factor Loss Factor Factor Remark MHz dBuV/m dBuV/m dB dBuV dB/m dB dB dB cm deg 1 2483.54 47.57 74.00 -26.43 40.80 32.44 8.61 34.28 0.00 185 218 PEAK 2 2483.54 22.81 54.00 -31.19 -- -- -- -- -- 185 218 AVERAGE	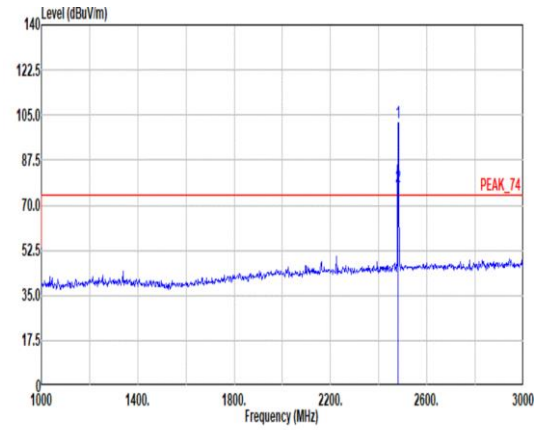 Site : 03CH07-HY Condition: PEAK_74 3m HF_ANT_00075962 VERTICAL : RBW:1000.000kHz VBW:3000.000kHz SWT:Auto Limit Read Ant Cable Preamp Aux APos TPos Freq Level Line Margin Level Factor Loss Factor Factor Remark MHz dBuV/m dBuV/m dB dBuV dB/m dB dB dB cm deg 1 2480.00 101.98 ------ ------ 95.23 32.42 8.61 34.28 0.00 185 218 PEAK 2 2480.00 77.22 ------ ------ -- -- -- -- -- 185 218 AVERAGE

Mode	3	
	Harmonic	
	2400-2483.5_Bluetooth BR_GFSK_CH78_2480MHz	
ANT	0	
Pol.	Horizontal	Vertical
Peak Avg	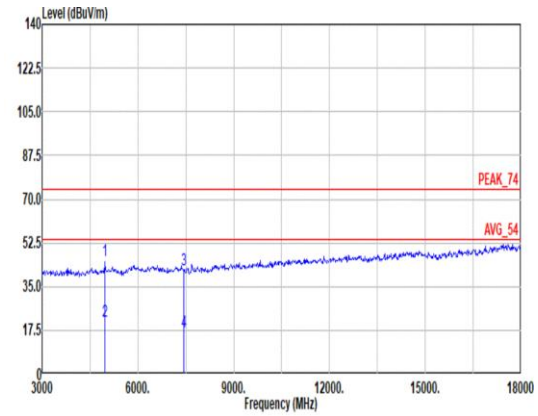 Site : 03CH07-HY Condition: PEAK_74 3m HF_ANT_00075962 HORIZONTAL Freq Level Limit Line Margin Read Level Ant Factor Cable Loss Preamp Factor Aux Factor APos TPos Remark MHz dBuV/m dBuV/m dB dBuV dB/m dB dB dB cm deg 1 4960.00 45.68 74.00 -28.32 57.17 34.32 12.04 58.84 0.99 400 185 PEAK 2 4960.00 20.92 54.00 -33.08 -- -- -- -- -- 400 185 AVERAGE 3 7440.00 41.74 74.00 -32.26 48.20 35.70 14.70 57.89 1.03 -- -- PEAK 4 7440.00 16.98 54.00 -37.02 -- -- -- -- -- -- -- AVERAGE	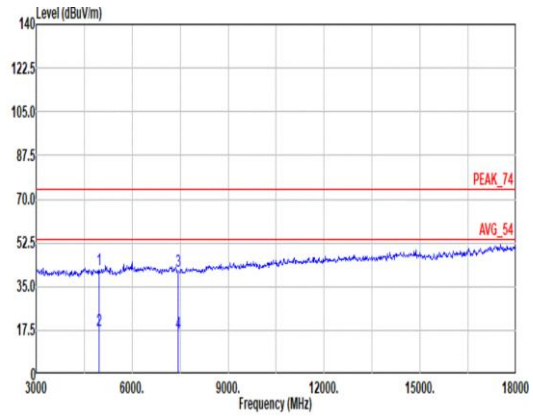 Site : 03CH07-HY Condition: PEAK_74 3m HF_ANT_00075962 VERTICAL Freq Level Limit Line Margin Read Level Ant Factor Cable Loss Preamp Factor Aux Factor APos TPos Remark MHz dBuV/m dBuV/m dB dBuV dB/m dB dB dB cm deg 1 4960.00 41.95 74.00 -32.05 53.44 34.32 12.04 58.84 0.99 -- -- PEAK 2 4960.00 17.19 54.00 -36.81 -- -- -- -- -- -- -- AVERAGE 3 7440.00 41.05 74.00 -32.95 47.51 35.70 14.70 57.89 1.03 -- -- PEAK 4 7440.00 16.29 54.00 -37.71 -- -- -- -- -- -- -- AVERAGE

Mode	3	
	Harmonic	
	2400-2483.5_Bluetooth BR_GFSK_CH78_2480MHz	
ANT	0	
Pol.	Horizontal	Vertical
14.47G ~14.5G Avg	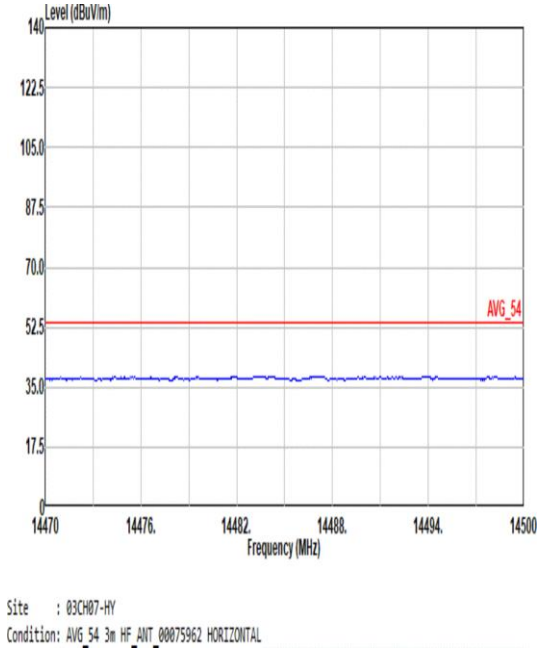	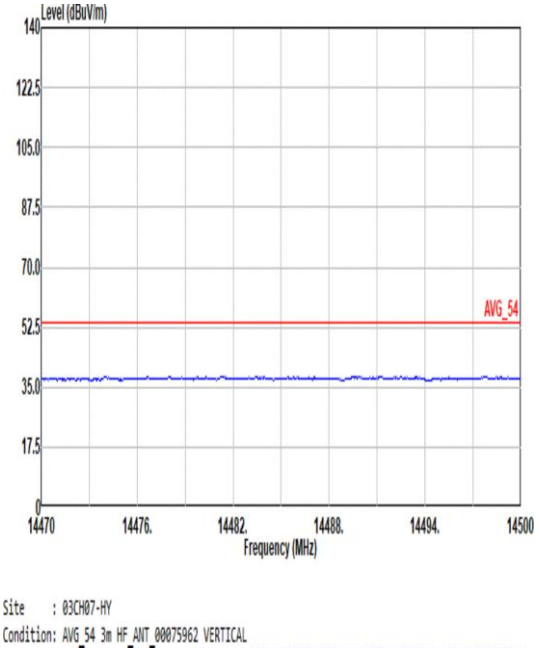
17.7G ~18G Avg	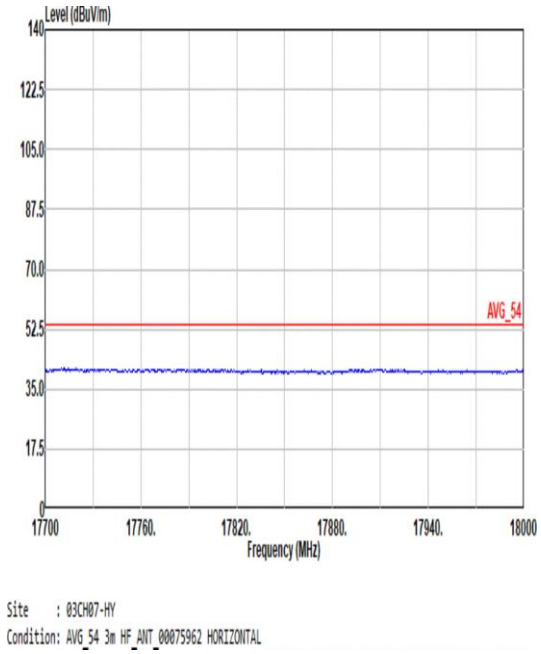	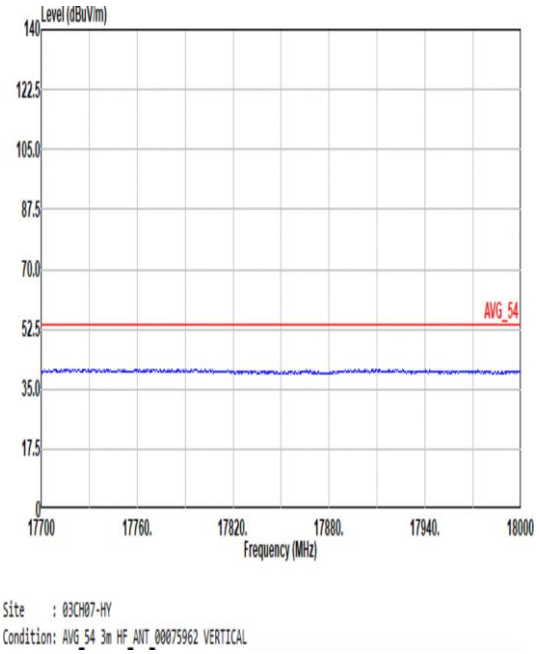

Mode	4	
	LF	
	2400-2483.5_Bluetooth BR_GFSK_CH39_2441MHz	
ANT	0	
Pol.	Horizontal	Vertical
QP/ Peak	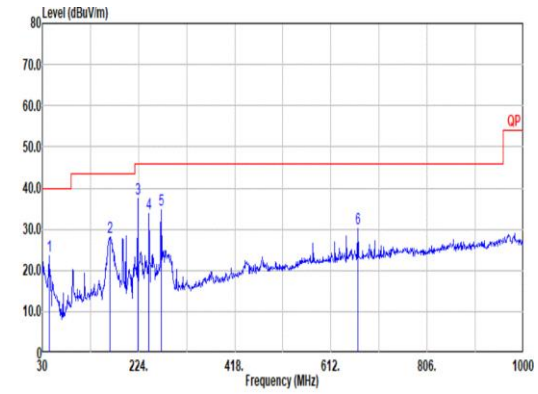 Site : 03CH07-HY Condition: QP 3m Bilog_35419 HORIZONTAL 1 43.58 23.66 40.00 -16.34 34.52 17.83 1.28 29.97 0.00 -- -- Peak 2 165.80 28.02 43.50 -15.48 39.63 15.87 2.40 29.88 0.00 -- -- Peak 3 222.06 37.52 46.00 -8.48 49.18 15.42 2.75 29.83 0.00 -- -- Peak 4 245.34 33.90 46.00 -12.10 43.24 17.59 2.89 29.82 0.00 -- -- Peak 5 269.59 34.60 46.00 -11.40 42.45 18.96 3.01 29.82 0.00 -- -- Peak 6 666.32 30.10 46.00 -15.90 29.27 25.83 4.58 29.58 0.00 -- -- Peak	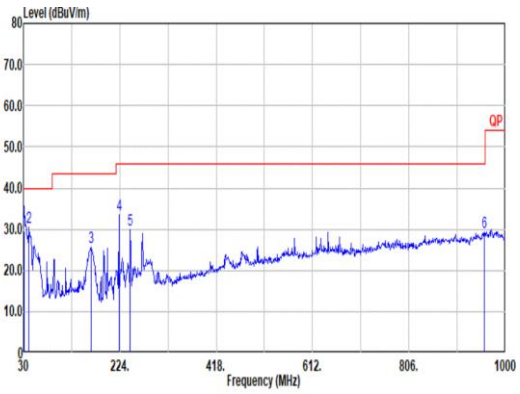 Site : 03CH07-HY Condition: QP 3m Bilog_35419 VERTICAL 1 30.97 29.51 40.00 -10.49 34.39 24.01 1.09 29.98 0.00 100 335 QP 2 41.64 30.54 40.00 -9.46 40.39 18.88 1.25 29.98 0.00 -- -- Peak 3 165.80 25.77 43.50 -17.73 37.38 15.87 2.40 29.88 0.00 -- -- Peak 4 222.06 33.61 46.00 -12.39 45.27 15.42 2.75 29.83 0.00 -- -- Peak 5 245.34 29.77 46.00 -16.23 39.11 17.59 2.89 29.82 0.00 -- -- Peak 6 957.32 29.16 46.00 -16.84 22.61 29.68 5.42 28.55 0.00 -- -- Peak

Mode	5	
	SHF	
	2400-2483.5_Bluetooth BR_GFSK_CH39_2441MHz	
ANT	0	
Pol.	Horizontal	Vertical
Peak	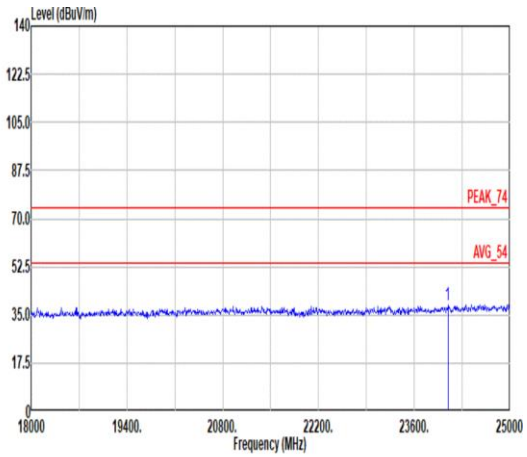 Site : Condition: PEAK_74 1m SHF-EHF_9170991 HORIZONTAL Freq Level Limit Line Margin Read Level Ant Factor Cable Loss Preamp Factor Aux Factor APos TPos Remark MHz dBuV/m dBuV/m dB dBuV dB/m dB dB dB cm deg 1 24090.00 38.58 74.00 -35.42 49.23 38.48 18.47 58.06 -9.54 -- -- Peak	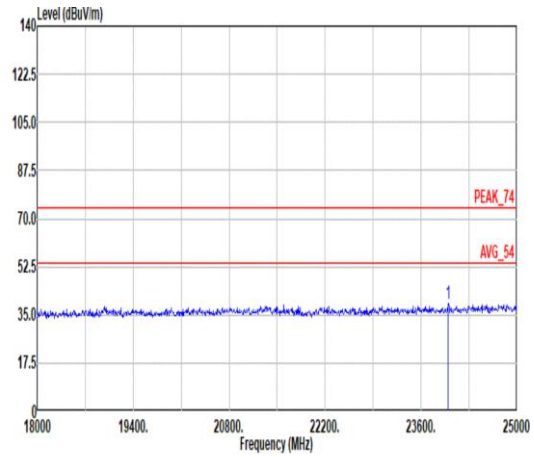 Site : Condition: PEAK_74 1m SHF-EHF_9170991 VERTICAL Freq Level Limit Line Margin Read Level Ant Factor Cable Loss Preamp Factor Aux Factor APos TPos Remark MHz dBuV/m dBuV/m dB dBuV dB/m dB dB dB cm deg 1 23999.00 38.85 74.00 -35.15 49.45 38.60 18.44 58.10 -9.54 -- -- Peak

Mode	6	
	Band Edge	
	2400-2483.5_Bluetooth BR_GFSK_CH00_2402MHz	
ANT	1	
Pol.	Horizontal	Fundamental
Peak Avg	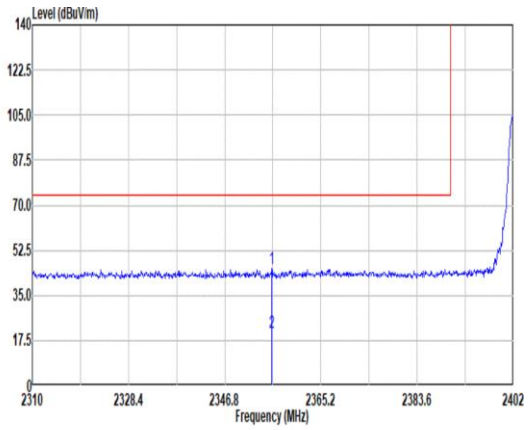 Site : 03CH07-HY Condition: PEAK_BE_74 3m HF_ANT_00075962 HORIZONTAL : RBW:1000.000kHz VBW:3000.000kHz SWT:Auto Freq Level Limit Line Margin Read Level Ant Factor Cable Loss Preamp Factor Aux Factor APos TPos Remark MHz dBuV/m dBuV/m dB dBuV dB/m dB dB dB cm deg 1 2355.82 45.17 74.00 -28.83 39.11 32.00 8.39 34.33 0.00 269 157 PEAK 2 2355.82 20.40 54.00 -33.60 -- -- -- -- -- 269 157 AVERAGE	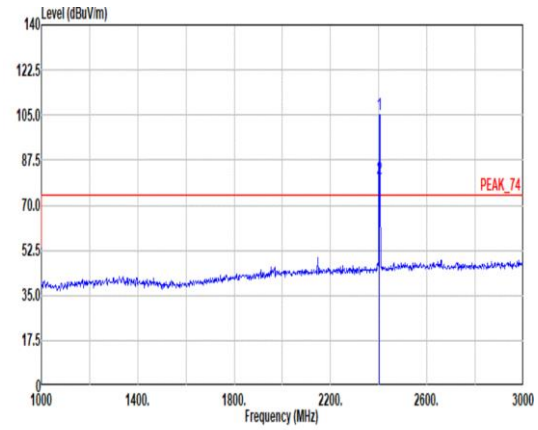 Site : 03CH07-HY Condition: PEAK_74 3m HF_ANT_00075962 HORIZONTAL : RBW:1000.000kHz VBW:3000.000kHz SWT:Auto Freq Level Limit Line Margin Read Level Ant Factor Cable Loss Preamp Factor Aux Factor APos TPos Remark MHz dBuV/m dBuV/m dB dBuV dB/m dB dB dB cm deg 1 2402.00 105.21 ------ ------ 98.94 32.10 8.48 34.31 0.00 269 157 PEAK 2 2402.00 80.44 ------ ------ -- -- -- -- -- 269 157 AVERAGE

Mode	6	
	Band Edge	
	2400-2483.5_Bluetooth BR_GFSK_CH00_2402MHz	
ANT	1	
Pol.	Vertical	Fundamental
Peak Avg	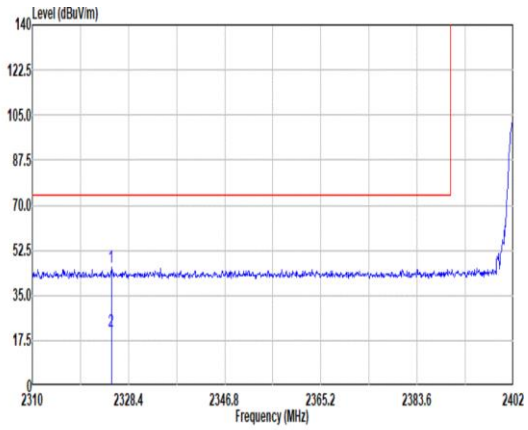 Site : 03CH07-HY Condition: PEAK_BE_74 3m HF_ANT_00075962 VERTICAL : RBW:1000.000kHz VBW:3000.000kHz SWT:Auto Freq Level Limit Line Margin Read Level Ant Factor Cable Loss Preamp Factor Aux Factor APos TPos Remark MHz dBuV/m dBuV/m dB dBuV dB/m dB dB dB cm deg 1 2325.09 46.10 74.00 -27.90 40.16 31.95 8.34 34.35 0.00 277 256 PEAK 2 2325.09 21.33 54.00 -32.67 -- -- -- -- -- 277 256 AVERAGE	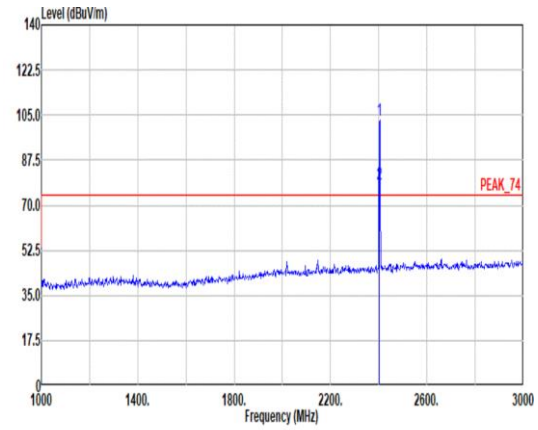 Site : 03CH07-HY Condition: PEAK_74 3m HF_ANT_00075962 VERTICAL : RBW:1000.000kHz VBW:3000.000kHz SWT:Auto Freq Level Limit Line Margin Read Level Ant Factor Cable Loss Preamp Factor Aux Factor APos TPos Remark MHz dBuV/m dBuV/m dB dBuV dB/m dB dB dB cm deg 1 2402.00 102.80 ------ ------ 96.53 32.10 8.48 34.31 0.00 277 256 PEAK 2 2402.00 78.03 ------ ------ -- -- -- -- -- 277 256 AVERAGE

Mode	6	
	Harmonic	
	2400-2483.5_Bluetooth BR_GFSK_CH00_2402MHz	
ANT	1	
Pol.	Horizontal	Vertical
Peak Avg	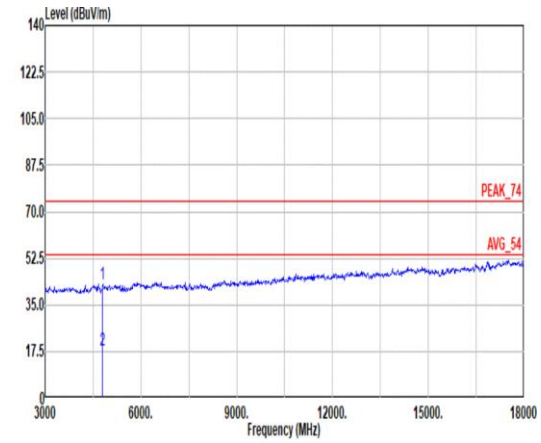 Site : 03CH07-HY Condition: PEAK_74 3m HF_ANT_00075962 HORIZONTAL Freq Level Limit Line Margin Read Level Ant Factor Cable Loss Preamp Factor Aux Factor APos TPos Remark MHz dBuV/m dBuV/m dB dBuV dB/m dB dB dB cm deg 1 4804.00 42.75 74.00 -31.25 54.80 34.29 11.88 59.19 0.97 -- -- PEAK 2 4804.00 17.98 54.00 -36.02 -- -- -- -- -- -- -- AVERAGE	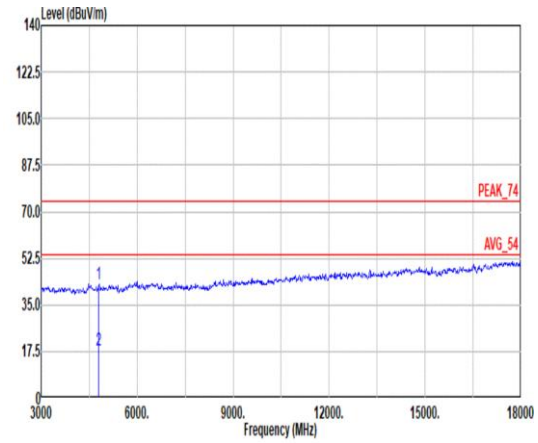 Site : 03CH07-HY Condition: PEAK_74 3m HF_ANT_00075962 VERTICAL Freq Level Limit Line Margin Read Level Ant Factor Cable Loss Preamp Factor Aux Factor APos TPos Remark MHz dBuV/m dBuV/m dB dBuV dB/m dB dB dB cm deg 1 4804.00 42.64 74.00 -31.36 54.69 34.29 11.88 59.19 0.97 -- -- PEAK 2 4804.00 17.87 54.00 -36.13 -- -- -- -- -- -- -- AVERAGE

Mode	6	
	Harmonic	
	2400-2483.5_Bluetooth BR_GFSK_CH00_2402MHz	
ANT	1	
Pol.	Horizontal	Vertical
14.47G ~14.5G Avg	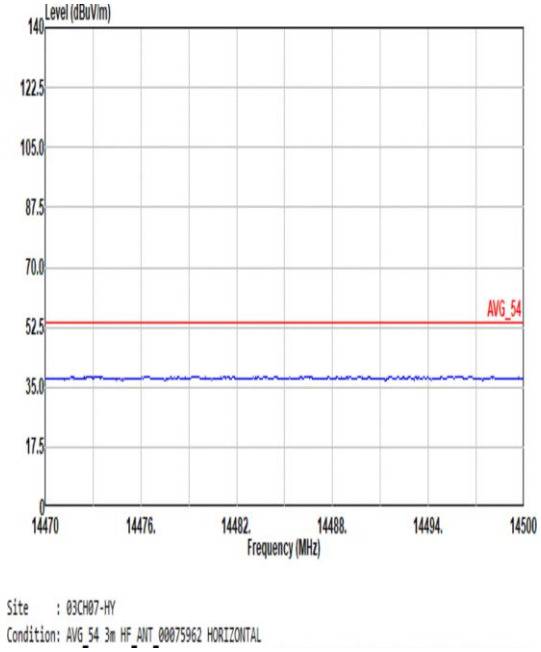	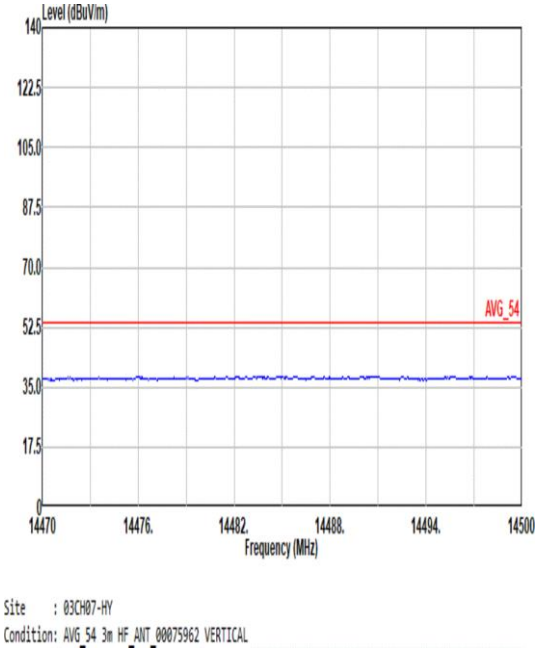
17.7G ~18G Avg	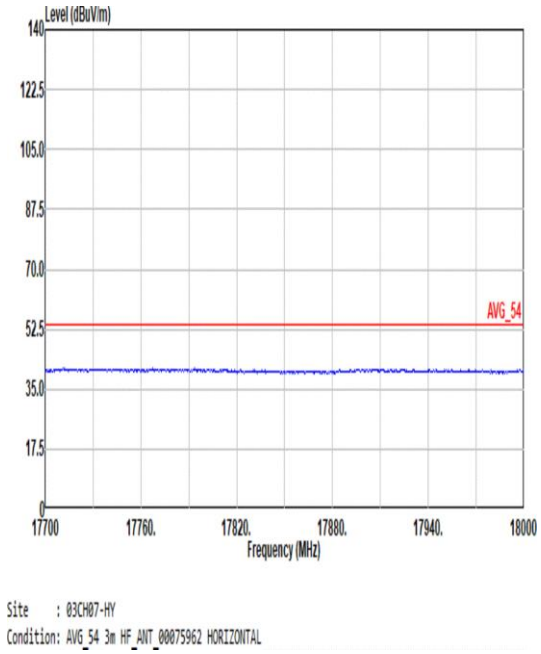	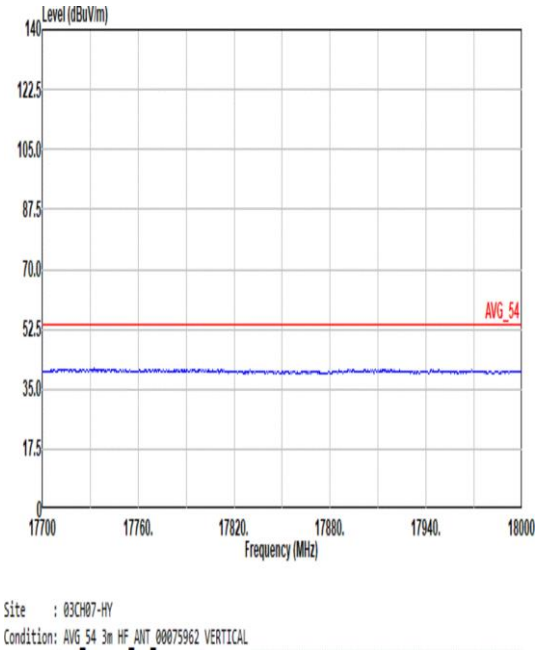

Mode	7	
	Band Edge - L	
	2400-2483.5_Bluetooth BR_GFSK_CH39_2441MHz	
ANT	1	
Pol.	Horizontal	Fundamental
Peak Avg	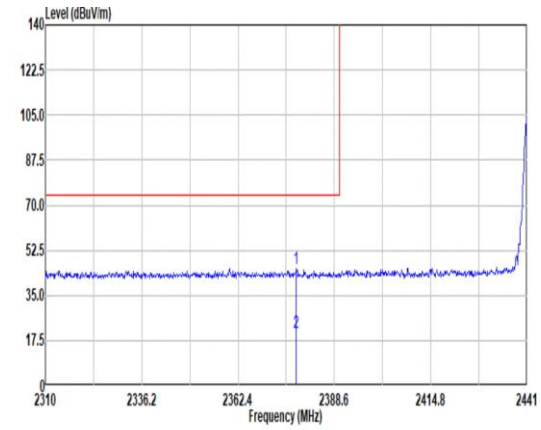 Site : 03CH07-HY Condition: PEAK_BE_74 3m HF_ANT_00075962 HORIZONTAL : RBW:1000.000kHz VBW:3000.000kHz SWT:Auto Limit Read Ant Cable Preamp Aux APos TPos Freq Level Line Margin Level Factor Loss Factor Factor Remark MHz dBuV/m dBuV/m dB dBuV dB/m dB dB dB cm deg 1 2378.25 45.29 74.00 -28.71 39.10 32.08 8.43 34.32 0.00 171 186 PEAK 2 2378.25 20.52 54.00 -33.48 -- -- -- -- -- 171 186 AVERAGE	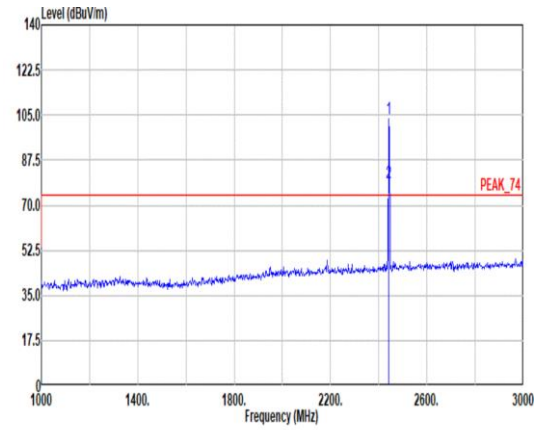 Site : 03CH07-HY Condition: PEAK_74 3m HF_ANT_00075962 HORIZONTAL : RBW:1000.000kHz VBW:3000.000kHz SWT:Auto Limit Read Ant Cable Preamp Aux APos TPos Freq Level Line Margin Level Factor Loss Factor Factor Remark MHz dBuV/m dBuV/m dB dBuV dB/m dB dB dB cm deg 1 2441.00 103.69 ------ ------ 97.25 32.20 8.54 34.30 0.00 171 186 PEAK 2 2441.00 78.92 ------ ------ -- -- -- -- -- 171 186 AVERAGE

Mode	7	
	Band Edge - R	
	2400-2483.5_Bluetooth BR_GFSK_CH39_2441MHz	
ANT	1	
Pol.	Horizontal	Fundamental
Peak Avg	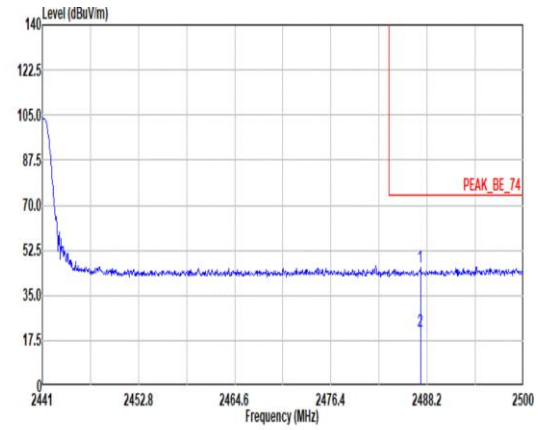 Site : 03CH07-HY Condition: PEAK_BE_74 3m HF_ANT_00075962 HORIZONTAL : RBW:1000.000kHz VBW:3000.000kHz SWT:Auto Limit Read Ant Cable Preamp Aux APos TPos Freq Level Line Margin Level Factor Loss Factor Factor Remark MHz dBuV/m dBuV/m dB dBuV dB/m dB dB dB cm deg 1 2487.37 45.80 74.00 -28.20 38.99 32.47 8.62 34.28 0.00 171 186 PEAK 2 2487.37 21.03 54.00 -32.97 -- -- -- -- -- 171 186 AVERAGE	Blank

Mode	7	
	Band Edge - L	
	2400-2483.5_Bluetooth BR_GFSK_CH39_2441MHz	
ANT	1	
Pol.	Vertical	Fundamental
Peak Avg	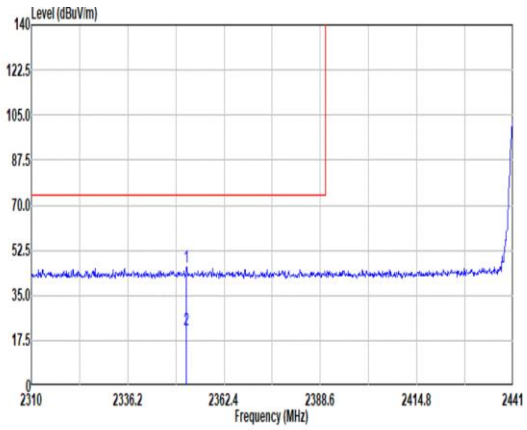 Site : 03CH07-HY Condition: PEAK_BE_74 3m HF_ANT_00075962 VERTICAL : RBW:1000.000kHz VBW:3000.000kHz SWT:Auto Limit Read Ant Cable Preamp Aux APos TPos Freq Level Line Margin Level Factor Loss Factor Factor Remark MHz dBuV/m dBuV/m dB dBuV dB/m dB dB dB cm deg 1 2352.18 46.21 74.00 -27.79 40.16 32.00 8.39 34.34 0.00 377 274 PEAK 2 2352.18 21.44 54.00 -32.56 -- -- -- -- -- 377 274 AVERAGE	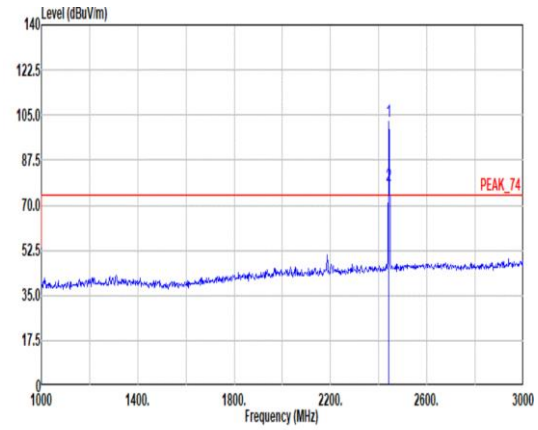 Site : 03CH07-HY Condition: PEAK_74 3m HF_ANT_00075962 VERTICAL : RBW:1000.000kHz VBW:3000.000kHz SWT:Auto Limit Read Ant Cable Preamp Aux APos TPos Freq Level Line Margin Level Factor Loss Factor Factor Remark MHz dBuV/m dBuV/m dB dBuV dB/m dB dB dB cm deg 1 2441.00 102.58 ------ ------ 96.14 32.20 8.54 34.30 0.00 377 274 PEAK 2 2441.00 77.81 ------ ------ -- -- -- -- -- 377 274 AVERAGE

Mode	7	
	Band Edge - R	
	2400-2483.5_Bluetooth BR_GFSK_CH39_2441MHz	
ANT	1	
Pol.	Vertical	Fundamental
Peak Avg	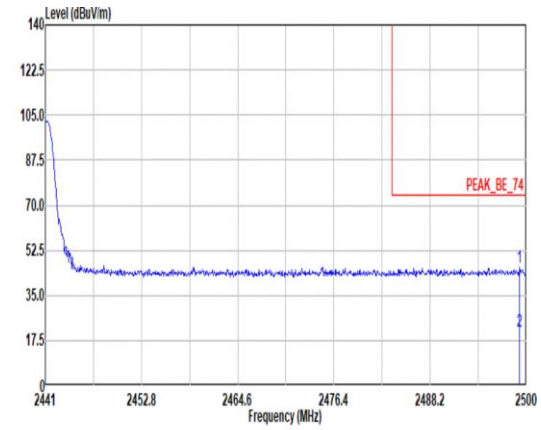 Site : 03CH07-HY Condition: PEAK_BE_74 3m HF_ANT_00075962 VERTICAL : RBW:1000.000kHz VBW:3000.000kHz SWT:Auto Limit Read Ant Cable Preamp Aux APos TPos Freq Level Line Margin Level Factor Loss Factor Factor Remark MHz dBuV/m dBuV/m dB dBuV dB/m dB dB dB cm deg 1 2499.17 45.73 74.00 -28.27 38.77 32.59 8.64 34.27 0.00 377 274 PEAK 2 2499.17 20.96 54.00 -33.04 -- -- -- -- -- 377 274 AVERAGE	Blank

Mode	7	
	Harmonic	
	2400-2483.5_Bluetooth BR_GFSK_CH39_2441MHz	
ANT	1	
Pol.	Horizontal	Vertical
Peak Avg	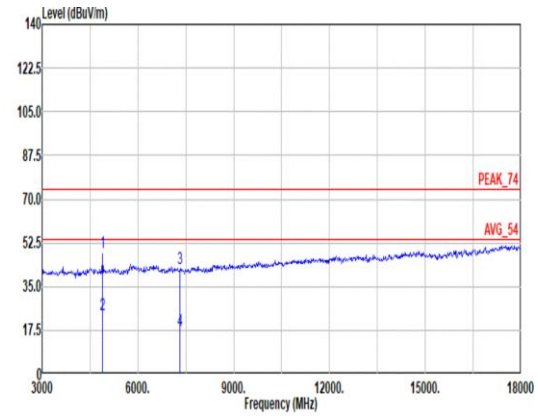 Site : 03CH07-HY Condition: PEAK_74 3m HF_ANT_00075962 HORIZONTAL Freq Level Limit Line Margin Read Level Ant Factor Cable Loss Preamp Factor Aux Factor APos TPos Remark MHz dBuV/m dBuV/m dB dBuV dB/m dB dB dB cm deg 1 4882.00 48.51 74.00 -25.49 60.38 34.20 11.96 59.01 0.98 207 179 PEAK 2 4882.00 23.74 54.00 -30.26 -- -- -- -- -- 207 179 AVERAGE 3 7323.00 42.17 74.00 -31.83 48.61 35.70 14.58 57.74 1.02 -- -- PEAK 4 7323.00 17.40 54.00 -36.60 -- -- -- -- -- -- -- AVERAGE	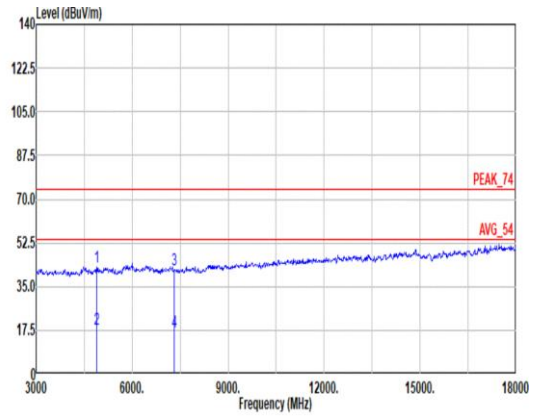 Site : 03CH07-HY Condition: PEAK_74 3m HF_ANT_00075962 VERTICAL Freq Level Limit Line Margin Read Level Ant Factor Cable Loss Preamp Factor Aux Factor APos TPos Remark MHz dBuV/m dBuV/m dB dBuV dB/m dB dB dB cm deg 1 4882.00 42.58 74.00 -31.42 54.45 34.20 11.96 59.01 0.98 -- -- PEAK 2 4882.00 17.81 54.00 -36.19 -- -- -- -- -- -- -- AVERAGE 3 7323.00 41.80 74.00 -32.20 48.24 35.70 14.58 57.74 1.02 -- -- PEAK 4 7323.00 17.03 54.00 -36.97 -- -- -- -- -- -- -- AVERAGE

Mode	7	
	Harmonic	
	2400-2483.5_Bluetooth BR_GFSK_CH39_2441MHz	
ANT	1	
Pol.	Horizontal	Vertical
14.47G ~14.5G Avg	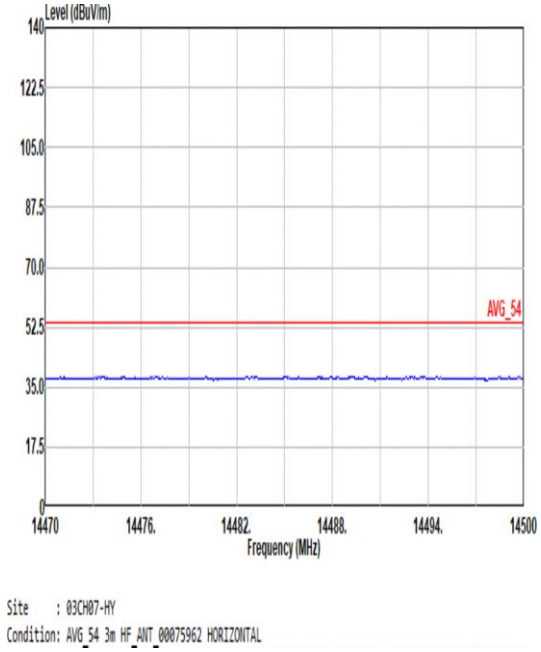	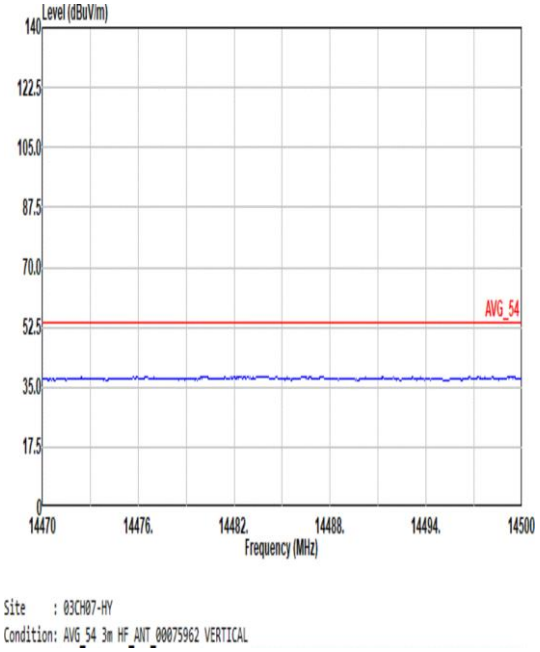
17.7G ~18G Avg	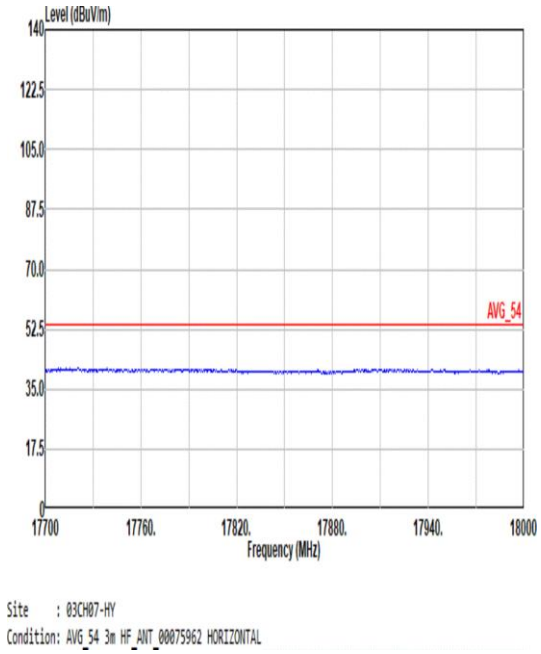	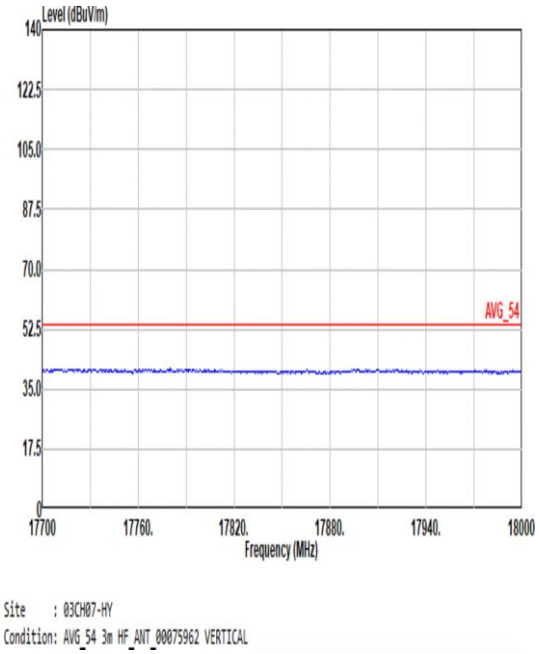

Mode	8	
	Band Edge	
	2400-2483.5_Bluetooth BR_GFSK_CH78_2480MHz	
ANT	1	
Pol.	Horizontal	Fundamental
Peak Avg	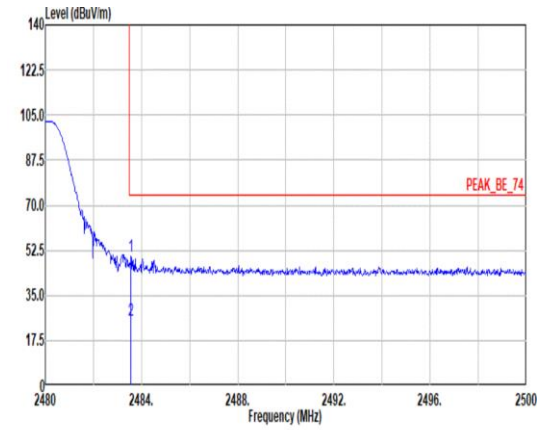 Site : 03CH07-HY Condition: PEAK_BE_74 3m HF_ANT_00075962 HORIZONTAL : RBW:1000.000kHz VBW:3000.000kHz SWT:Auto Freq Level Limit Line Margin Read Level Ant Factor Cable Loss Preamp Factor Aux Factor APos TPos Remark MHz dBuV/m dBuV/m dB dBuV dB/m dB dB dB cm deg 1 2483.56 50.04 74.00 -23.96 43.27 32.44 8.61 34.28 0.00 116 175 PEAK 2 2483.56 25.27 54.00 -28.73 -- -- -- -- -- 116 175 AVERAGE	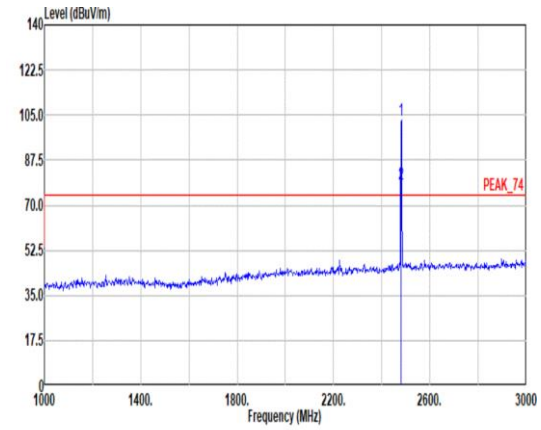 Site : 03CH07-HY Condition: PEAK_74 3m HF_ANT_00075962 HORIZONTAL : RBW:1000.000kHz VBW:3000.000kHz SWT:Auto Freq Level Limit Line Margin Read Level Ant Factor Cable Loss Preamp Factor Aux Factor APos TPos Remark MHz dBuV/m dBuV/m dB dBuV dB/m dB dB dB cm deg 1 2480.00 102.83 ------ ------ 96.08 32.42 8.61 34.28 0.00 116 175 PEAK 2 2480.00 78.06 ------ ------ -- -- -- -- -- 116 175 AVERAGE

Mode	8	
	Band Edge	
	2400-2483.5_Bluetooth BR_GFSK_CH78_2480MHz	
ANT	1	
Pol.	Vertical	Fundamental
Peak Avg	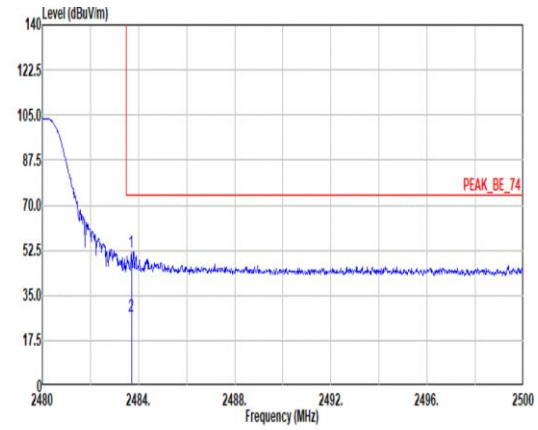 Site : 03CH07-HY Condition: PEAK_BE_74 3m HF_ANT_00075962 VERTICAL : RBW:1000.000kHz VBW:3000.000kHz SWT:Auto Freq Level Limit Line Margin Read Level Ant Factor Cable Loss Preamp Factor Aux Factor APos TPos Remark MHz dBuV/m dBuV/m dB dBuV dB/m dB dB dB cm deg 1 2483.70 51.78 74.00 -22.22 45.01 32.44 8.61 34.28 0.00 100 190 PEAK 2 2483.70 27.01 54.00 -26.99 -- -- -- -- -- 100 190 AVERAGE	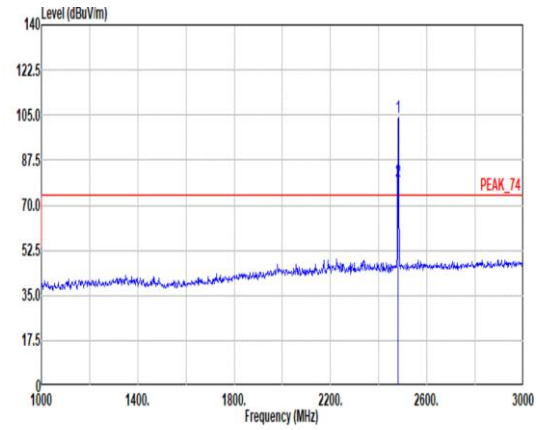 Site : 03CH07-HY Condition: PEAK_74 3m HF_ANT_00075962 VERTICAL : RBW:1000.000kHz VBW:3000.000kHz SWT:Auto Freq Level Limit Line Margin Read Level Ant Factor Cable Loss Preamp Factor Aux Factor APos TPos Remark MHz dBuV/m dBuV/m dB dBuV dB/m dB dB dB cm deg 1 2480.00 103.83 ------ ------ 97.08 32.42 8.61 34.28 0.00 100 190 PEAK 2 2480.00 79.06 ------ ------ -- -- -- -- -- 100 190 AVERAGE

Mode	8	
	Harmonic	
	2400-2483.5_Bluetooth BR_GFSK_CH78_2480MHz	
ANT	1	
Pol.	Horizontal	Vertical
Peak Avg	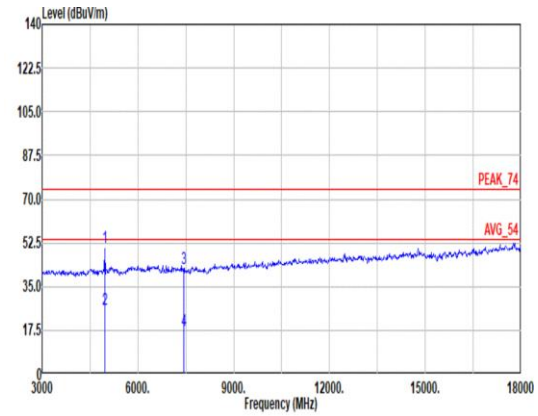 Site : 03CH07-HY Condition: PEAK_74 3m HF_ANT_00075962 HORIZONTAL Freq Level Limit Line Margin Read Level Ant Factor Cable Loss Preamp Factor Aux Factor APos TPos Remark MHz dBuV/m dBuV/m dB dBuV dB/m dB dB dB cm deg 1 4960.00 50.71 74.00 -23.29 62.20 34.32 12.04 58.84 0.99 201 178 PEAK 2 4960.00 25.94 54.00 -28.06 -- -- -- -- -- 201 178 AVERAGE 3 7440.00 42.44 74.00 -31.56 48.90 35.70 14.70 57.89 1.03 -- -- PEAK 4 7440.00 17.67 54.00 -36.33 -- -- -- -- -- -- -- AVERAGE	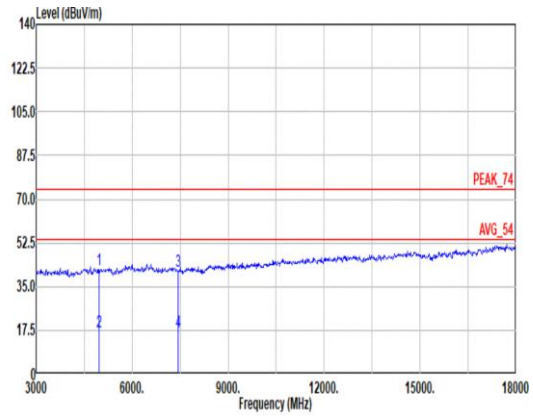 Site : 03CH07-HY Condition: PEAK_74 3m HF_ANT_00075962 VERTICAL Freq Level Limit Line Margin Read Level Ant Factor Cable Loss Preamp Factor Aux Factor APos TPos Remark MHz dBuV/m dBuV/m dB dBuV dB/m dB dB dB cm deg 1 4960.00 41.58 74.00 -32.42 53.07 34.32 12.04 58.84 0.99 -- -- PEAK 2 4960.00 16.81 54.00 -37.19 -- -- -- -- -- -- -- AVERAGE 3 7440.00 41.42 74.00 -32.58 47.88 35.70 14.70 57.89 1.03 -- -- PEAK 4 7440.00 16.65 54.00 -37.35 -- -- -- -- -- -- -- AVERAGE

Mode	8	
	Harmonic	
	2400-2483.5_Bluetooth BR_GFSK_CH78_2480MHz	
ANT	1	
Pol.	Horizontal	Vertical
14.47G ~14.5G Avg	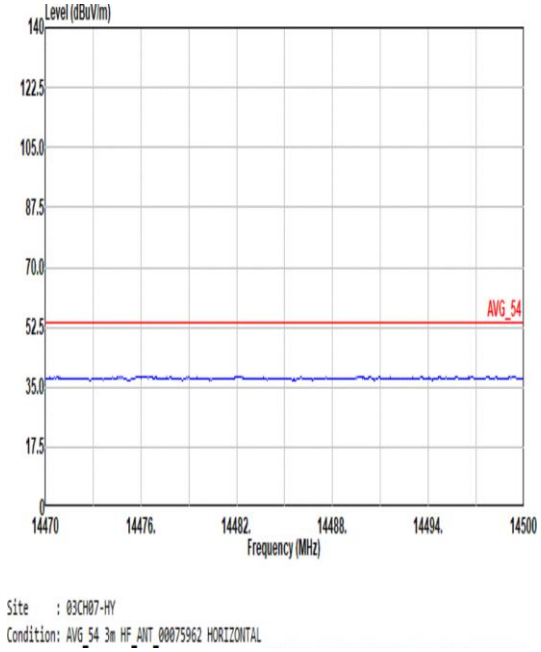	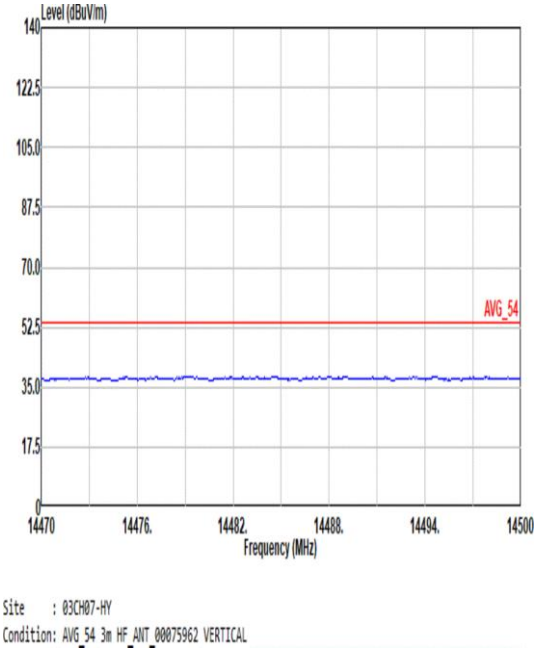
17.7G ~18G Avg	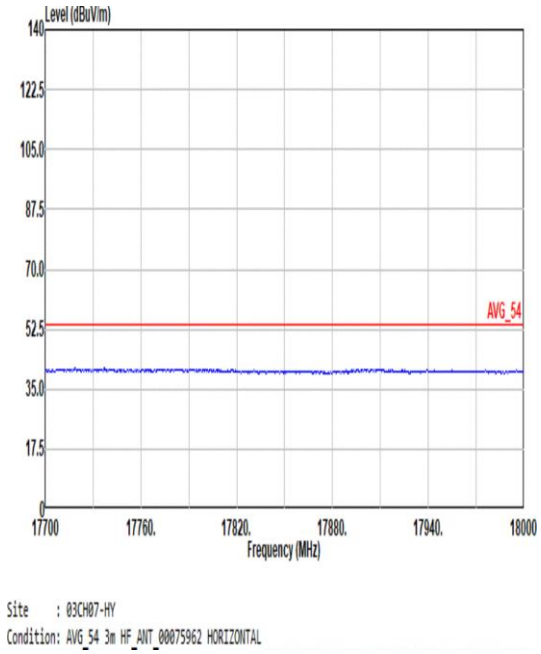	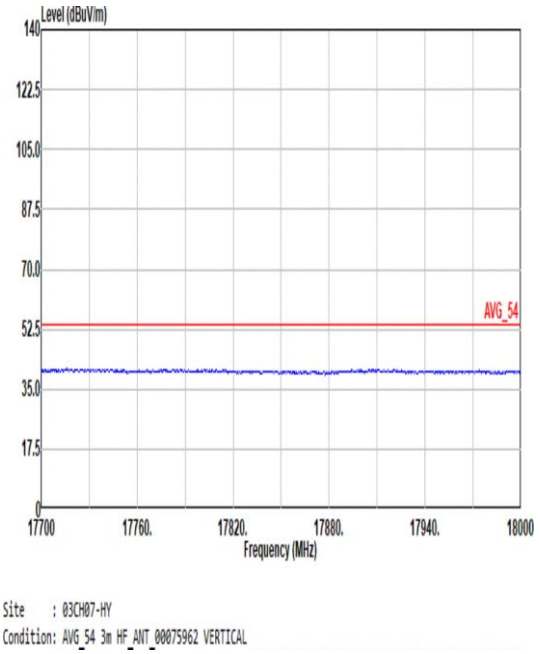

Mode	9	
	LF	
	2400-2483.5_Bluetooth BR_GFSK_CH39_2441MHz	
ANT	1	
Pol.	Horizontal	Vertical
QP/ Peak	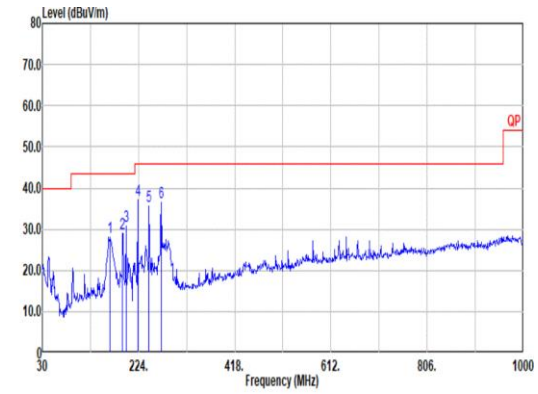 Site : 03CH07-HY Condition: QP 3m Bilog_35419 HORIZONTAL Freq Level Limit Line Margin Read Level Ant Factor Cable Loss Preamp Factor Aux Factor APos TPos Remark MHz dBuV/m dBuV/m dB dBuV dB/m dB dB dB cm deg 1 166.77 28.20 43.50 -15.30 39.88 15.79 2.41 29.88 0.00 -- -- Peak 2 191.99 29.05 43.50 -14.45 41.70 14.63 2.57 29.85 0.00 -- -- Peak 3 198.78 30.74 43.50 -12.76 43.13 14.84 2.60 29.83 0.00 -- -- Peak 4 222.06 37.04 46.00 -8.96 48.70 15.42 2.75 29.83 0.00 -- -- Peak 5 245.34 35.70 46.00 -10.30 45.04 17.59 2.89 29.82 0.00 -- -- Peak 6 269.59 36.39 46.00 -9.61 44.24 18.96 3.01 29.82 0.00 -- -- Peak	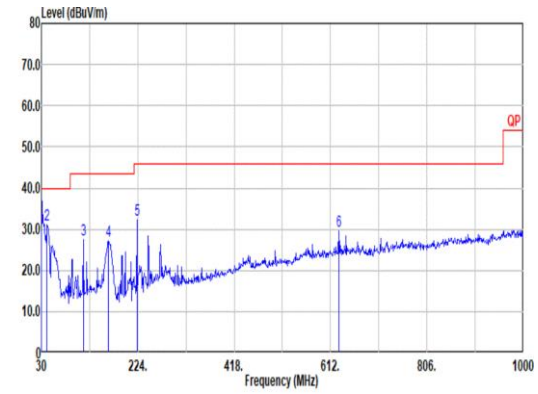 Site : 03CH07-HY Condition: QP 3m Bilog_35419 VERTICAL Freq Level Limit Line Margin Read Level Ant Factor Cable Loss Preamp Factor Aux Factor APos TPos Remark MHz dBuV/m dBuV/m dB dBuV dB/m dB dB dB cm deg 1 30.00 30.28 40.00 -9.72 34.90 24.29 1.07 29.98 0.00 100 298 QP 2 41.64 30.99 40.00 -9.01 40.84 18.88 1.25 29.98 0.00 -- -- Peak 3 114.39 27.49 43.50 -16.01 38.37 17.01 2.01 29.90 0.00 -- -- Peak 4 164.83 27.05 43.50 -16.45 38.53 16.00 2.40 29.88 0.00 -- -- Peak 5 222.06 32.45 46.00 -13.55 44.11 15.42 2.75 29.83 0.00 -- -- Peak 6 628.49 29.52 46.00 -16.48 29.17 25.56 4.46 29.67 0.00 -- -- Peak

Mode	10	
	SHF	
	2400-2483.5_Bluetooth BR_GFSK_CH39_2441MHz	
ANT	1	
Pol.	Horizontal	Vertical
Peak	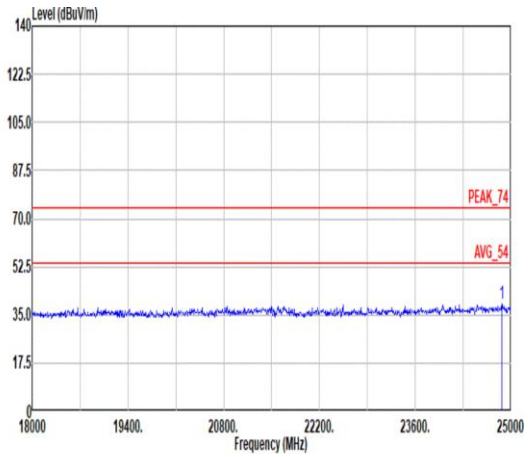 Site : Condition: PEAK_74 1m SHF-EHF_9170991 HORIZONTAL Freq Level Limit Line Margin Read Level Ant Factor Cable Loss Preamp Factor Aux Factor APos TPos Remark MHz dBuV/m dBuV/m dB dBuV dB/m dB dB dB cm deg 1 24860.00 39.36 74.00 -34.64 48.56 39.14 18.74 57.54 -9.54 -- -- Peak	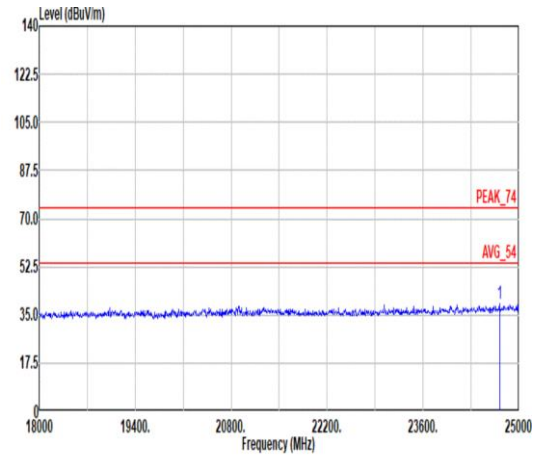 Site : Condition: PEAK_74 1m SHF-EHF_9170991 VERTICAL Freq Level Limit Line Margin Read Level Ant Factor Cable Loss Preamp Factor Aux Factor APos TPos Remark MHz dBuV/m dBuV/m dB dBuV dB/m dB dB dB cm deg 1 24713.00 38.99 74.00 -35.01 48.53 39.00 18.69 57.69 -9.54 -- -- Peak

Appendix D. Duty Cycle Plots

3DH5 on time (One Pulse) Plot on Channel 78	on time (Count Pulses) Plot on Channel 78
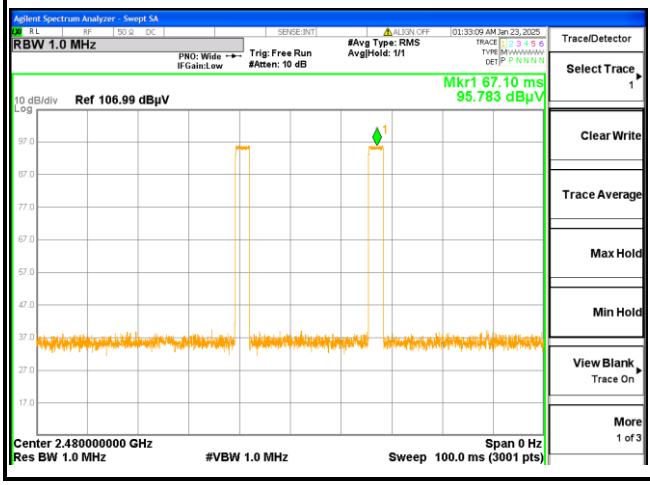	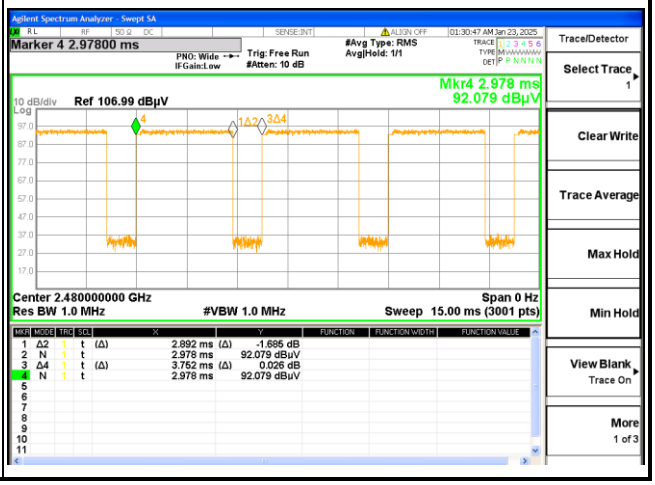

Note:

1. Worst case Duty cycle = on time/100 milliseconds = 2 * 2.89 / 100 = 5.78 %
2. Worst case Duty cycle correction factor = 20*log(Duty cycle) = -24.76 dB
3. 3DH5 has the highest duty cycle worst case and is reported.

Duty Cycle Correction Factor Consideration for AFH mode:

Bluetooth normal hopping rate is 1600Hz and reduced to 800Hz in AFH mode; due to the reduced number of hopping frequencies, with the same packet configuration the dwell time in each channel frequency within 100msec period is longer in AFH mode than normal mode.

In AFH mode, the minimum hopping frequencies are 20, to get the longest dwell time DH5 packet is observed; the on time period to have DH5 packet completing one hopping sequence is

2.89 ms x 20 channels = 57.8 ms

There cannot be 2 complete hopping sequences within 100ms period, considering the random hopping behavior, maximum 2 hops can be possibly observed within the period. [100 ms / 57.8 ms] = 2 hops

Thus, the maximum possible ON time:

2.89 ms x 2 = 5.78 ms

Worst case Duty Cycle Correction factor, which is derived from the maximum possible ON time,

20 x log(5.78 ms/100 ms) = -24.76 dB