

User Manual

Product Parameters

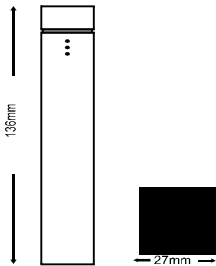
Speaker Specification

Product Size: 27 x 136 x 27mm
Power: 3W
Frequency Range: 200-20000Hz
Sensitivity: 90dB±3
Resistance: 4 Ω

Speaker Specification

Battery Capacity: 2600mAh,3000mAh,4000mAh.
Bluetooth Wireless Connectivity
USB Input Voltage: 5V
USB Input Current: 1000mA
USB Output Voltage: 5V
USB Output Current: 1000mA

Product Appearance

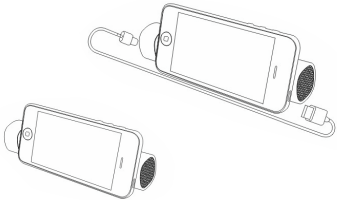


Directions for Use

Take out the product top cover, insert the two 3.5mm audio plugs into the audio port of the product and the phone. When the LED light turns blue that means the connection has been successful. Once you adjust the volume and press the play button on the phone, the product will recognize the audio signal and will automatically begin to play (photo 1).

Play Music Using Bluetooth

Take out the product top cover and then put the top cover back on in order to initiate the Bluetooth connection. When the LED light turns blue that means the Bluetooth connection has been successful. Pair your smartphone with the speaker under the Bluetooth Settings.

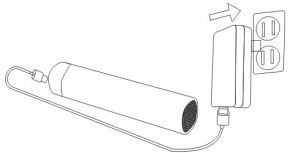


Charging the Smartphone

Take out the product top cover; connect the smartphone to the product via the data/charging cable (the cord that comes with your smartphone) and the charging process will begin (photo 2).

To Charge the Product

Take out the product top cover, insert the 3.5mm audio plug (of the charging cable) to the audio port of the product, and then insert the USB plug (of the charging cable) to power adaptor's USB port, the charging process will begin (photo 3).




Suitable for

This is suitable for Smartphones or MP3 products that work with a USB 2.0 charging cable.

Indicator Light Instructions

LED Light 1 will show a red light when the product is charging a device.
LED Light 2 will show a blue light when the device has been fully charged.
LED Light 3 will show a blue light when an audio device has been connected successfully.



Warning

1. To prevent damage to the unit, please use only the original charging cable provided.
2. Please double check input voltage of any device before charging.
3. Please do not drop this product into the water or make it wet.
4. Do not expose this product to extreme high temperature.
5. Please note it is normal for this product to be warm upon charging.
6. Do not abuse the handling of this unit by dropping, attempt to disassemble, or expose to temperatures above 60°C(140°F).

纯英文说明书，双面印刷，尺寸：145x210mm

FCC Notice

This device complies with Part 15 of the FCC Rules. Operation is subject to the following two conditions:

(1) This device may not cause harmful interference, and (2) this device must accept any interference received, including interference that may cause undesired operation.

NOTE 1: This equipment has been tested and found to comply with the limits for a Class B digital device, pursuant to part 15 of the FCC Rules. These limits are designed to provide reasonable protection against harmful interference in a residential installation. This equipment generates, uses and can radiate radio frequency energy and, if not installed and used in accordance with the instructions, may cause harmful interference to radio communications. However, there is no guarantee that interference will not occur in a particular installation. If this equipment does cause harmful interference to radio or television reception, which can be determined by turning the equipment off and on, the user is encouraged to try to correct the interference by one or more of the following measures:

- Reorient or relocate the receiving antenna.
- Increase the separation between the equipment and receiver.
- Connect the equipment into an outlet on a circuit different from that to which the receiver is connected.
- Consult the dealer or an experienced radio/TV technician for help.

NOTE 2: Any changes or modifications to this unit not expressly approved by the party responsible for compliance could void the user's authority to operate the equipment.