

## PHOTOGRAPHS OF THE TEST CONFIGURATION

### CONDUCTED EMISSION TEST- Mode A



## CONDUCTED EMISSION TEST- Mode B



## CONDUCTED EMISSION TEST- Mode C







## CONDUCTED EMISSION TEST- Mode D



RADIATED EMISSION TEST- Mode A  
<Frequency Range below 30MHz>




## RADIATED EMISSION TEST- Mode B <Frequency Range below 30MHz>





RADIATED EMISSION TEST- Mode A  
<Frequency Range above 30MHz>





RADIATED EMISSION TEST- Mode B  
<Frequency Range above 30MHz>





RADIATED EMISSION TEST- Mode A  
<Frequency Range above 30MHz>



## RADIATED EMISSION TEST- Mode B <Frequency Range above 30MHz>



