

Model : WAY

Product Manual  
Version 1.0

# Contents

## Getting Started

Components

## Get To Know WAY

WAY Device Structure

How To Clean WAY

Charging WAY

## How To Run WAY

Turning On and Off WAY

## Integrating Mobile

Product requirements

Installing Apps

## Brightening Your Skin with WAY

Mobile Applications

Measuring the Moisture Content in Your Skin with WAY

Environmental Management

Monitoring my Skin Data

## Caution

Non-waterproof

## Safety concerns

Important safety information

Health Disclaimer

Built-in Battery Precaution

Other precautions

## Updating WAY

### General information and specifications

Sensors and Motors

Product Specifications

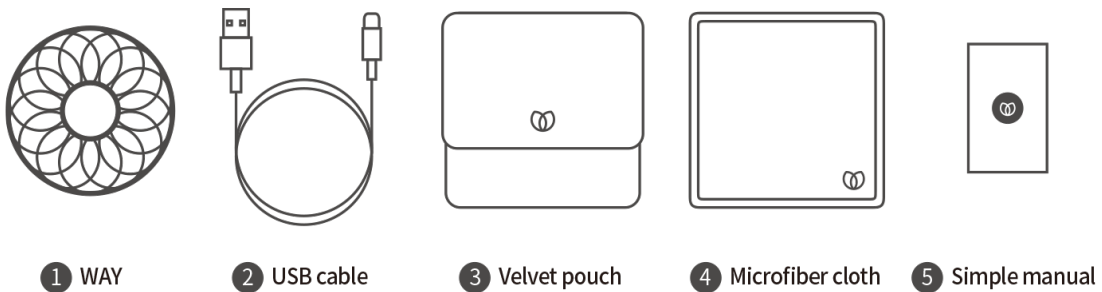
### Warranty Coverage

## Getting Started

WAY: State-of-the-art Skin Care Service

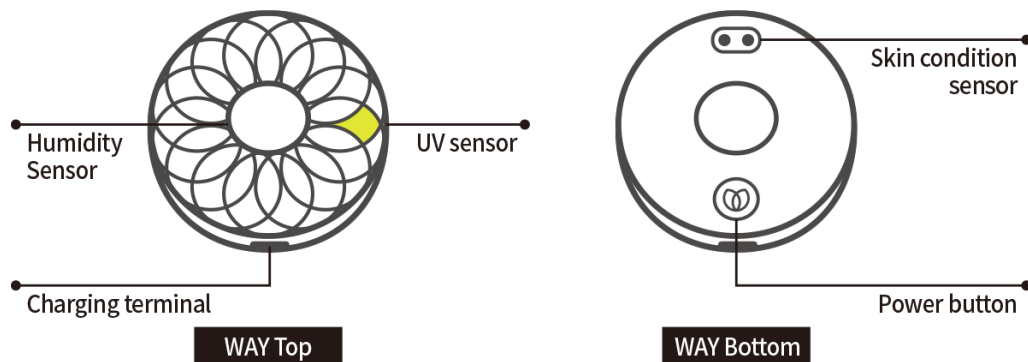
Monitors your skin condition and the environments that can affect the skin with real time and shows data via a smartphone app. You can conveniently take care of your skin anytime, anywhere using WAY which is very small and portable.

### Components



## Get To Know WAY

### WAY Device Structure

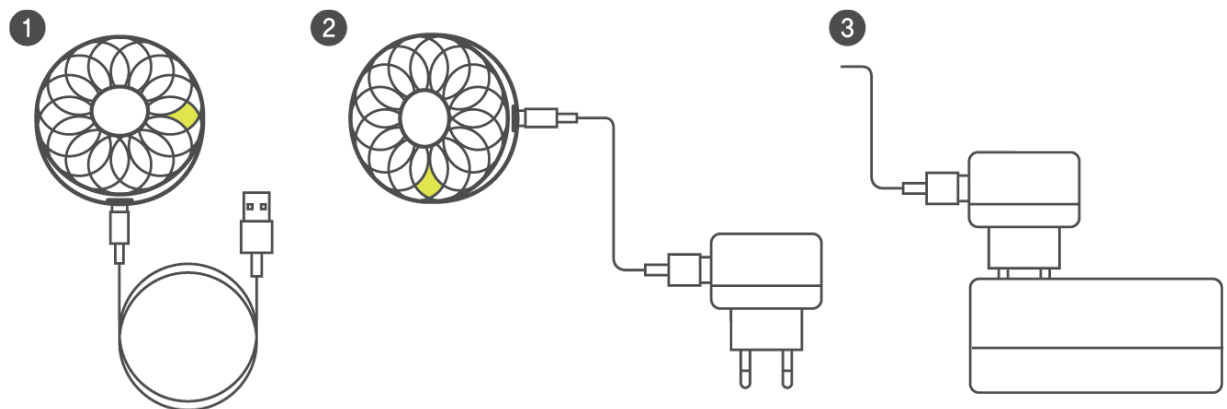


## How To Clean WAY

1. Please keep an enclosed velvet pouch when carrying.
2. Clean the skin sensor with an enclosed microfiber clothe at all times before examining your skin. Foreign materials such as water or sweat on the device sensor may degrade the performance of WAY and the measurement may not be accurate.
3. A small amount of rubbing alcohol on a microfiber cloth may be used to wipe the surface if necessary.

## Charging WAY

Plug the enclosed USB cable into the charging terminal on the central part of Way. It takes about two hours to fully charge WAY.



## How To Run WAY

### Turning On and Off WAY

1. Press the power button to wake up WAY and ensure that the light is blinking.
2. If the light does not blink, try again after charging WAY.

How to check the battery level

- When the button is pressed, the light blinks once if the battery is sufficient. If the light blinks twice, charging is required.

WAY device contains a rechargeable lithium polymer battery. Fully charged WAY can be used for about 5 to 7 days depending on usage patterns.

## Integrating Mobile

### Product requirements

WAY can be run with mobile products that meet the specifications below.

- iOS 8 and above / Bluetooth 4.0(BLE) devices
- Android 4.3 and above / Bluetooth 4.0(BLE) devices

### Installing Apps

iOS devices

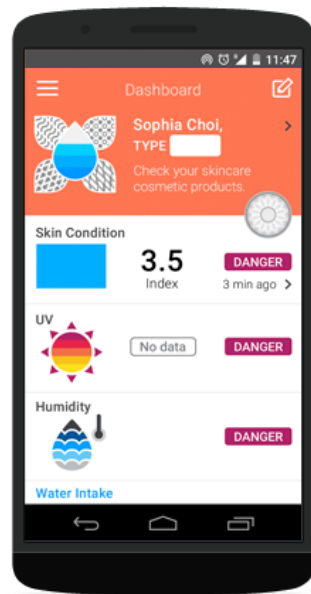
1. Find WAY in the App store.
2. Implement the app after installing WAY.
3. Please use WAY as described in the manual.

Android devices

1. Find WAY in the Google Play store.
2. Implement the app after installing WAY.
3. Please use WAY as described in the manual.

## Brightening Your Skin with WAY

### Mobile Applications



<Dashboard>



< Skin diagnosis screen >

### Measuring the Moisture Content in Your Skin with WAY

1. Please go to the skin diagnosis section.
2. Please contact the skin sensor on the bottom of WAY to the part of skin that you would like to diagnose.  
\* Please use WAY after wiping a foreign material on the sensor with the enclosed microfiber cloth. The measurement may not be accurate if there is a foreign material such as water or sweat on the sensor.
3. Manage your skin with WAY

## Environmental Management

WAY automatically tracks the UV index and humidity of your surroundings. This data can be checked through a mobile application. The app will send alerts when you are in danger and tell you what to do.

## Monitoring my Skin Data

You can manage and monitor your collected skin data. How did your skin change from yesterday to today? You can compare today's data with those collected one month ago. In addition, you can also get skin care tips from WAY in consideration of your skin and the surrounding environment.

## Caution

### Non-waterproof

This is not a waterproof device.

Please exercise caution and may cause failure if water runs into WAY.

## Safety concerns

### Important safety information

- Use after reading the instructions beforehand.
- Follow the instructions in the manual.
- Do not force open. The product components or the battery can affect the environment and human health due to the improper administration.
- Refrain the use of harsh cleaners when cleaning the surface of WAY.
- Do not leave Way in dishwashers or washing machines, etc.



- Refrain WAY from exposure to extremely low or high temperatures.
- Do not use WAY in the sauna or damp places.
- Do not leave WAY under the direct sunlight for a long time.
- Do not leave WAY near fire. There is a risk of explosion.
- Do not disassemble WAY.
- Keep WAY out of reach of children.

## **Health Disclaimer**

\* WARNING: WAY is not a medical device.

It should be noted that WAY and all applications related to WAY cannot be used for the treatment, diagnosis or prevention of diseases. Please consult your doctor before you make any decision related to your skin treatment or nutritional status.

## **Built-in Battery Precaution**

- Do not attempt to replace the built-in batteries. It is not replaceable.
- Charge the battery as instructed in the manual.
- Please use the enclosed USB charging cable or a certified USB charging cable.
- Please charge WAY using a certified computer or power hub.
- Do not force open or disassemble batteries.

## **Other precautions**

- Please dispose of WAY and the USB cable according to the regulations. Do not dispose of the batteries in your household trash.
- The package must be recycled or disposed of according to the regulations.

## Updating WAY

New enhancements and product improvements are provided through a firmware update for WAY app. Please proceed with update according to the guide when necessary. It is recommended that you keep WAY updated all the time. It takes a few minutes to update and will consume a lot of battery. Be sure to connect WAY to the charge cable during the update.

## General information and specifications

### Sensors and Motors

Skin moisture sensor

UV sensor

Humidity Sensor

Temperature Sensor

Vibration Motor

### Product Specifications

Size

58mm x 58mm x 13.3mm (W x H x T)

Weight

23.5g

Color

White & Silver, Black & Gold

Material

Anodized Aluminium, PC (Polycarbonate)

#### Battery

100mAh Lithium polymer, 2 hours of charging via Micro USB

#### Battery Life

5~7 days (Varies depending on use case)

#### Waterproof

No Water Resistance

#### O/S

iOS 8 and above / Android 4.3 and above

#### Bluetooth

Bluetooth 4.0(BLE)

#### Hardware

Skin moisture sensor, UV sensor, Temperature Sensor, Humidity Sensor, 3-Axis Accelerometer, Vibration Motor

#### Country of manufacture

South Korea

## Warranty Coverage

Warranty is subject to normal use under normal conditions for a period of one year from the date of purchase. The warranty does not cover damage resulting from misuse, accident, negligence, modification or alteration to the product without authorization.

Please return the product to the retailer from which you purchased it, along with the receipt if a defect arises. If a valid claim is received within the warranty period, WAY will repair the defect at no charge, or exchange the product, or refund the purchase price of the product.

<b>Name of the company that received the conformity assessment</b>	<b>WayWearable, Inc.</b>
<b>Equipment Model Name</b>	<b>WAY</b> ( Add model: WAY1WS - White/ Silver, WAY1BG - Black/ Gold )
<b>Date of manufacture</b>	<b>2015. . .</b>
<b>Manufacturer/ Country of manufacture</b>	<b>VisionScape Corp./ South Korea</b>

<b>Frequency</b>	2402 ~ 2480 MHz (BT LE)
<b>Temperature</b>	-20 ~ +50
<b>Power</b>	DC 5V(BATTERY 3.7V)

FCCID: 2AGEN-WAY

This equipment has been tested and found to comply with the limits for a class B digital device, pursuant to Part 15 of the FCC Rules. These limits are designed to provide reasonable protection against harmful interference in a residential installation. This equipment generates uses and can radiate radio frequency energy and, if not installed and used in accordance with the instructions, may cause harmful interference to radio communications. However, there is no guarantee that interference will not occur in a particular installation. If this equipment does cause harmful interference or television reception, which can be determined by turning the equipment off and on, the user is encouraged to try to correct the interference by one or more of the following measures:

- Reorient or relocate the receiving antenna.
- Increase the separation between the equipment and receiver.
- Connect the equipment into an outlet on a circuit different from that to which the receiver is connected.
- Consult the dealer or an experienced radio/TV technician for help.

This device complies with part 15 of the FCC Rules.

Operation is subject to the following two conditions:

- (1) This device may not cause harmful interference, and
- (2) this device must accept any interference received, including interference that may cause undesired operation.

**WARNING:** *This equipment may generate or use radio frequency energy. Changes or modifications to this equipment may cause harmful interference unless the modifications are expressly approved in the instruction manual. The user could lose the authority to operate this equipment if an unauthorized change or modification is made.*

CE

Hereby, Waywearable, Inc. declares that this WAY is in compliance with the essential requirements and other relevant provisions of directive 1999/5/EC.)