11. System Check Results

Date of measurement: 03/14/2018 Test mode: 835 (Head)
Product Description: Validation
Dipole Model: SID835
E-Field Probe: SSE5 (SN 07/15 EP248)

Phantom	Validation plane
Input Power	100mW
Crest Factor	1.0
Probe Conversion factor	5.05
Frequency (MHz)	835.000000
Relative permittivity (real part)	41.417760
Relative permittivity (imaginary part)	18.129852
Conductivity (S/m)	0.874923
Variation (%)	-0.090000
SAR 10g (W/Kg)	**0.570250**
SAR 1g (W/Kg)	**0.886135**

SURFACE SAR	**VOLUME SAR**
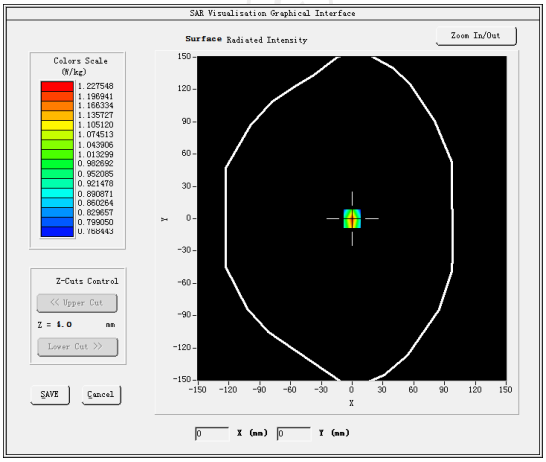	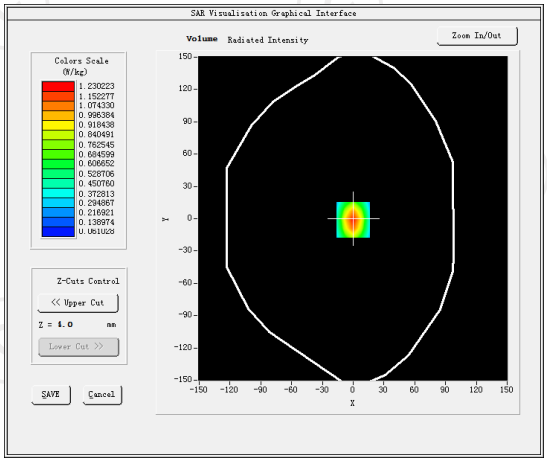

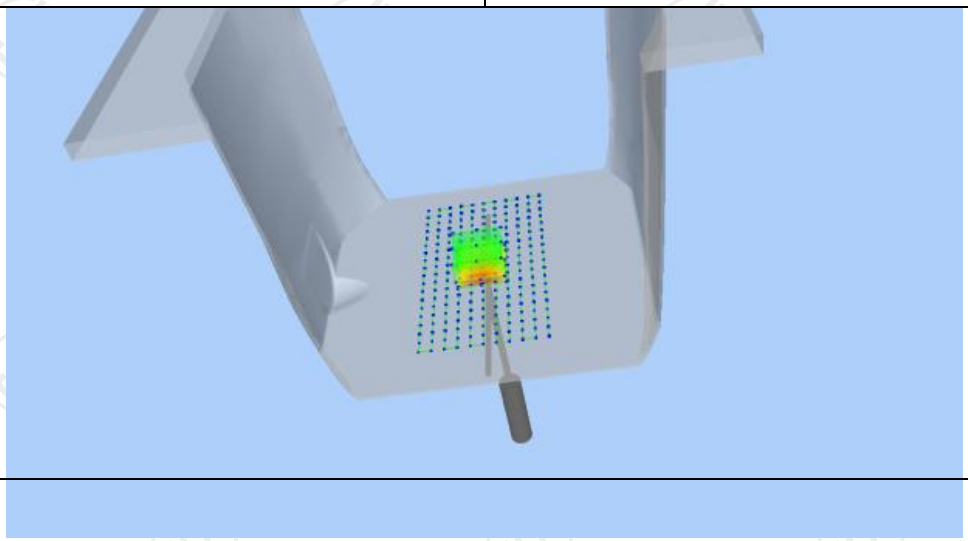

Z (mm)	0.00	4.00	9.00	14.00	19.00
SAR (W/Kg)	0.8625	0.5302	0.2594	0.1302	0.1025

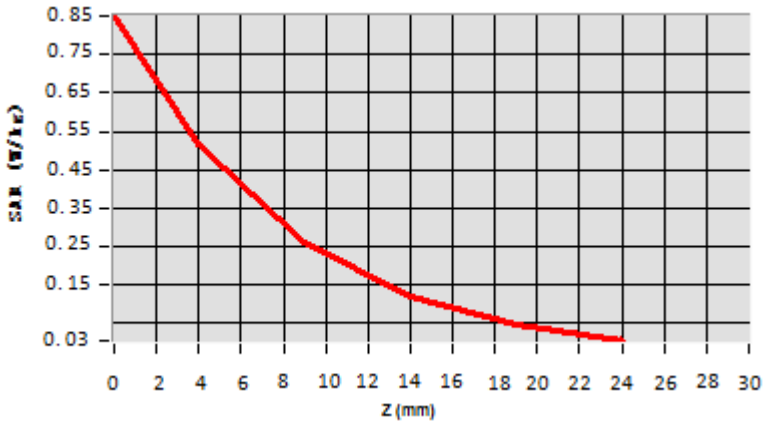

Hot spot position

Date of measurement: 03/14/2018 Test mode: 835 (Body)
Product Description: Validation
Dipole Model: SID835
E-Field Probe: SSE5 (SN 07/15 EP248)

Phantom	Validation plane
Input Power	100mW
Crest Factor	1.0
Probe Conversion factor	5.22
Frequency (MHz)	835.000000
Relative permittivity (real part)	55.242077
Relative permittivity (imaginary part)	21.378187
Conductivity (S/m)	0.938883
Variation (%)	-0.150000
SAR 10g (W/Kg)	**0.633123**
SAR 1g (W/Kg)	**0.949446**

SURFACE SAR	**VOLUME SAR**
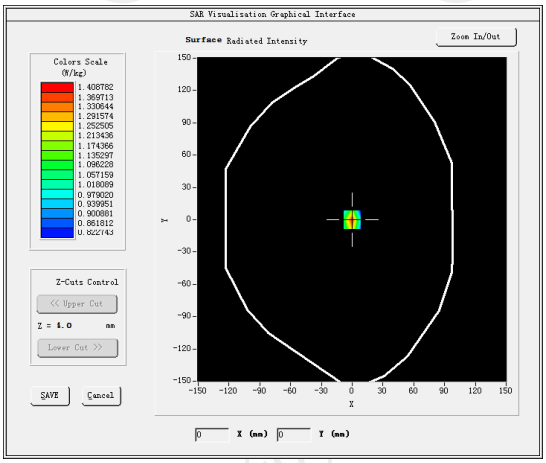	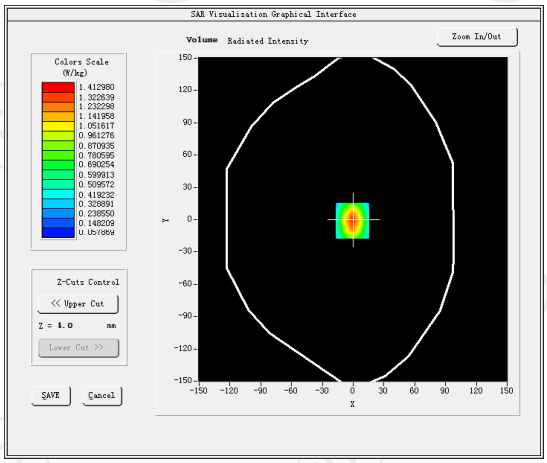

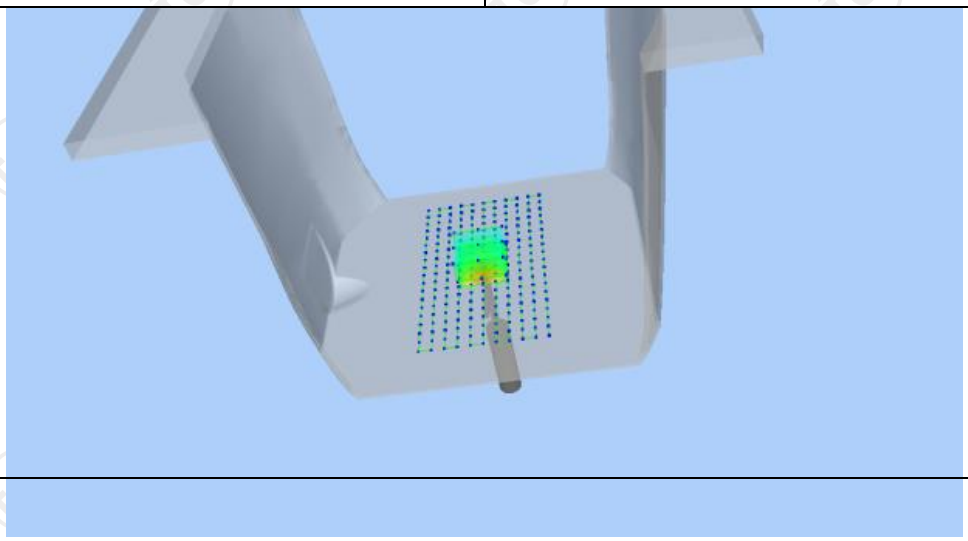

Z (mm)	0.00	4.00	9.00	14.00	19.00
SAR (W/Kg)	0.9625	0.6022	0.3594	0.2202	0.0725

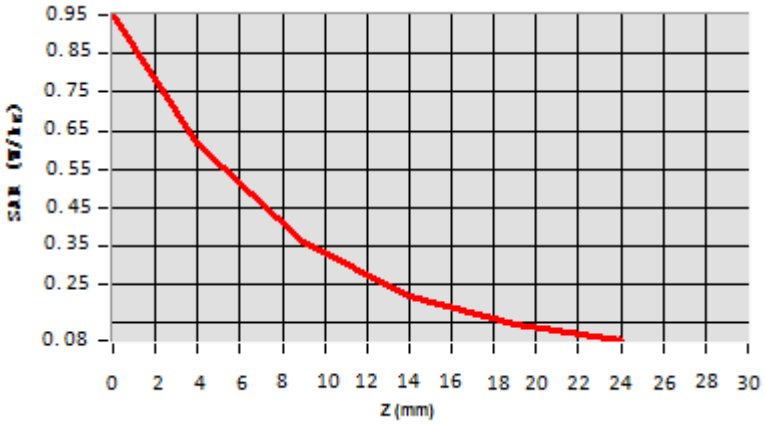

Hot spot position

Date of measurement: 03/19/2018 Test mode: 1800MHz (Head)
Product Description: Validation
Dipole Model: SID1800
E-Field Probe: SSE5 (SN 07/15 EP248)

Phantom	Validation plane
Input Power	100mW
Crest Factor	1.0
Probe Conversion factor	5.05
Frequency (MHz)	1800.000000
Relative permittivity (real part)	39.070000
Relative permittivity (imaginary part)	14.000000
Conductivity (S/m)	1.38000
Variation (%)	1.250000
SAR 10g (W/Kg)	**2.201458**
SAR 1g (W/Kg)	**3.752497**

SURFACE SAR	**VOLUME SAR**
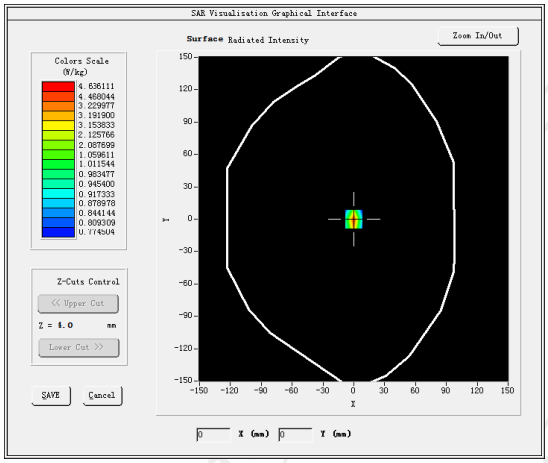	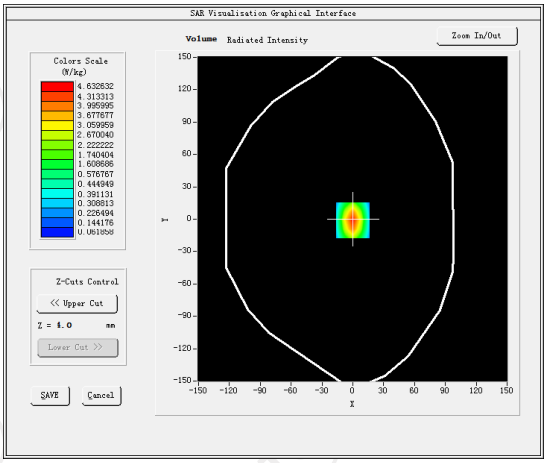

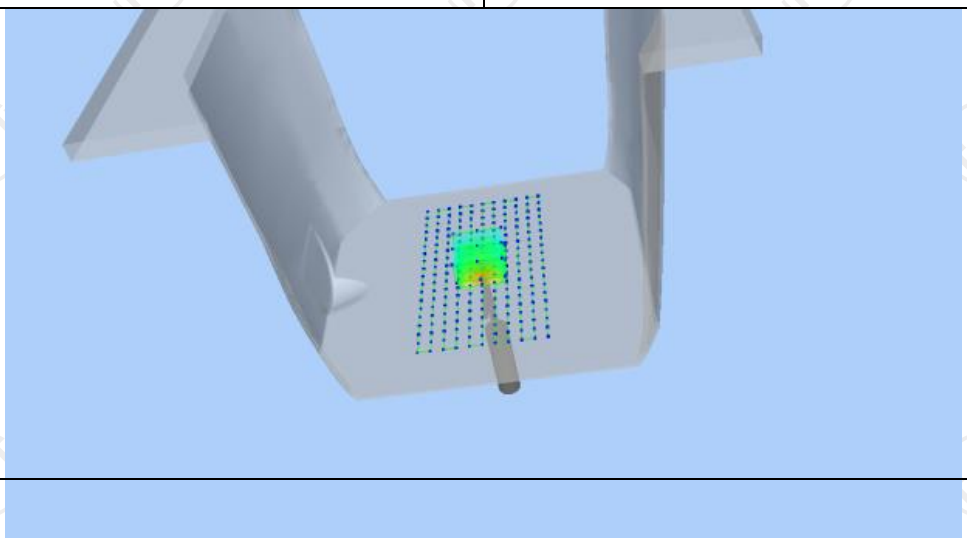

Z (mm)	0.00	4.00	9.00	14.00	19.00
SAR (W/Kg)	3.7625	2.6254	2.0245	1.6254	1.0214

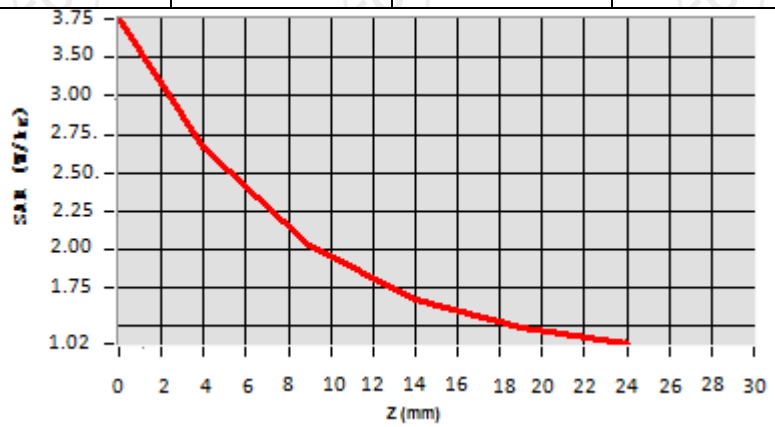

Hot spot position

Date of measurement: 03/19/2018 Test mode: 1800MHz (Body)
Product Description: Validation
Dipole Model: SID1800
E-Field Probe: SSE5 (SN 07/15 EP248)

Phantom	Validation plane
Input Power	100mW
Crest Factor	1.0
Probe Conversion factor	5.05
Frequency (MHz)	1800.000000
Relative permittivity (real part)	53.292699
Relative permittivity (imaginary part)	15.200000
Conductivity (S/m)	1.530000
Variation (%)	3.050000
SAR 10g (W/Kg)	**2.053687**
SAR 1g (W/Kg)	**3.782547**

SURFACE SAR	**VOLUME SAR**
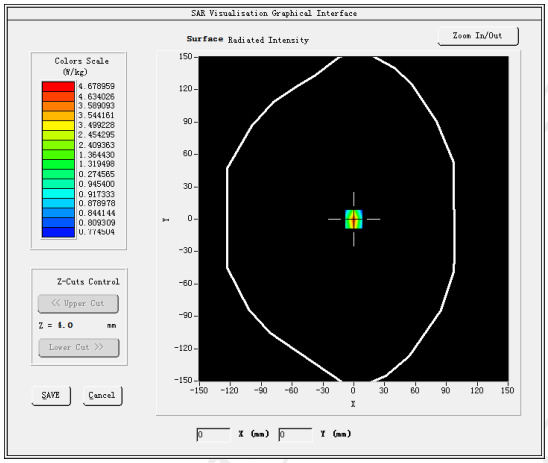	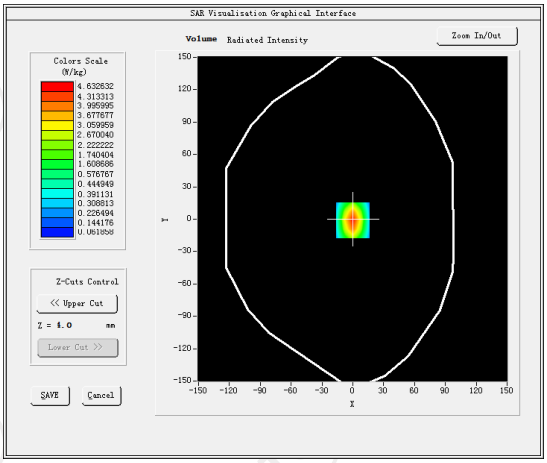

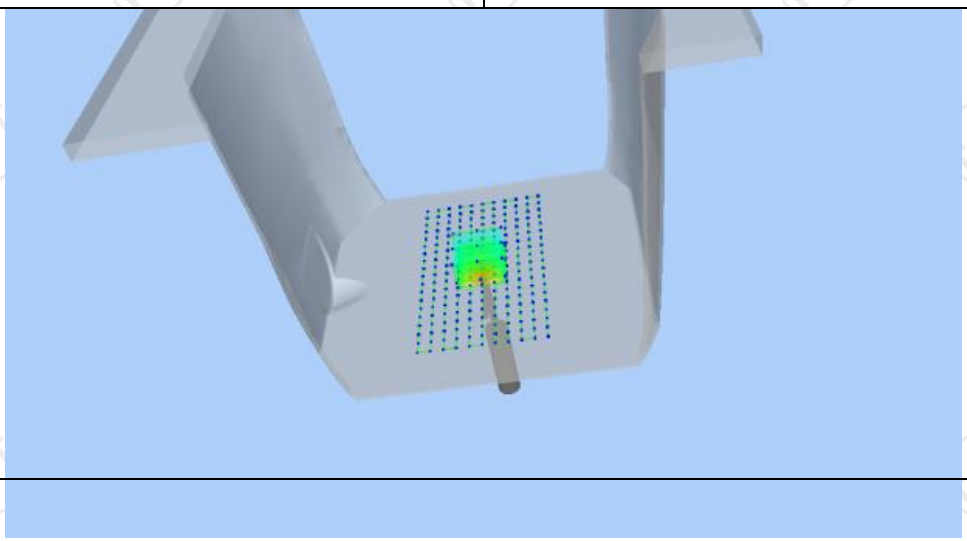

Z (mm)	0.00	4.00	9.00	14.00	19.00
SAR (W/Kg)	3.7545	2.4524	1.3520	0.8214	0.5525

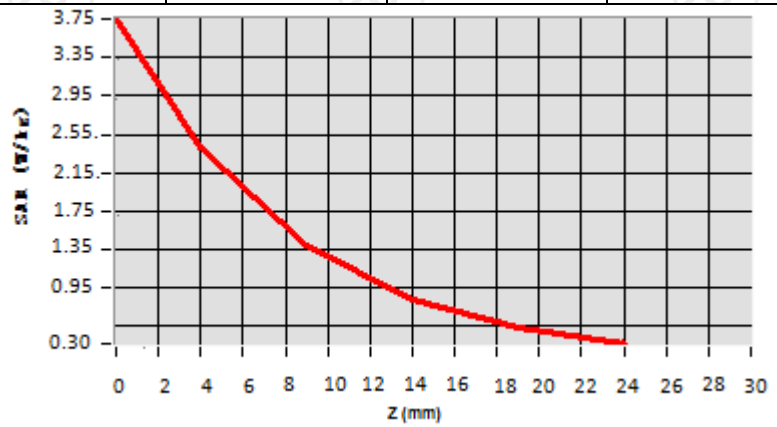

Hot spot position

Date of measurement: 03/22/2018 Test mode: 1900MHz (Head)
Product Description: Validation
Dipole Model: SID1900
E-Field Probe: SSE5 (SN 07/15 EP248)

Phantom	Validation plane
Input Power	100mW
Crest Factor	1.0
Probe Conversion factor	4.86
Frequency (MHz)	1900.000000
Relative permittivity (real part)	39.076721
Relative permittivity (imaginary part)	12.607061
Conductivity (S/m)	1.367609
Variation (%)	-0.910000
SAR 10g (W/Kg)	**1.899324**
SAR 1g (W/Kg)	**3.576354**

SURFACE SAR	**VOLUME SAR**
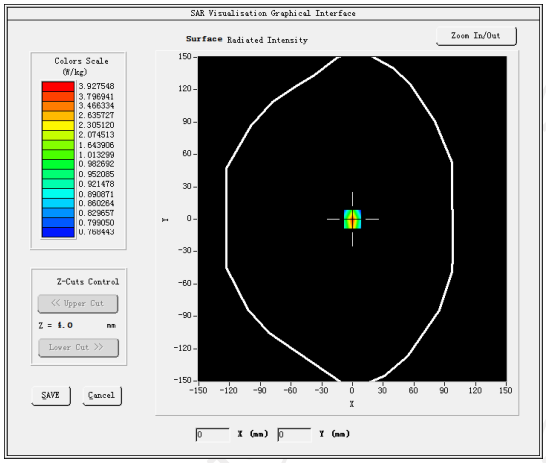	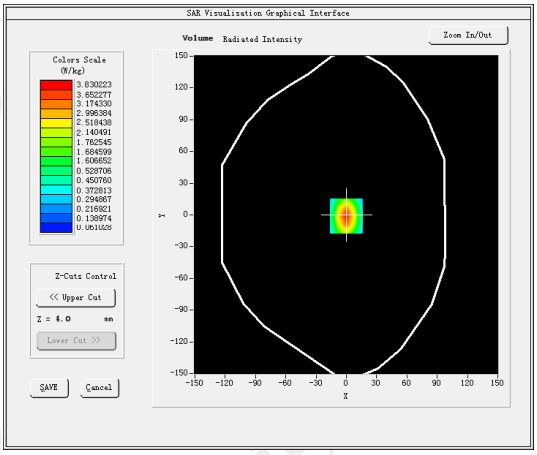

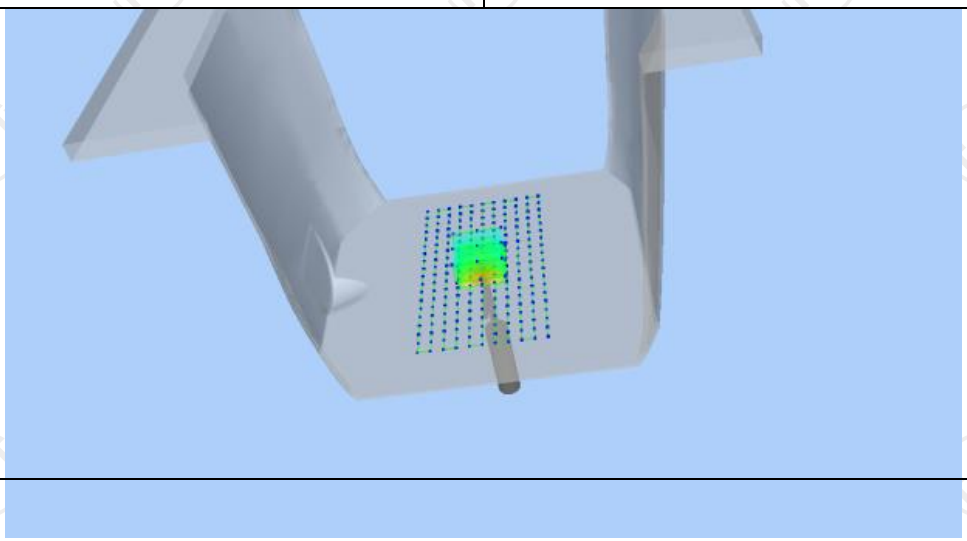

Z (mm)	0.00	4.00	9.00	14.00	19.00
SAR (W/Kg)	3.5325	2.5687	1.7025	1.3025	0.1125

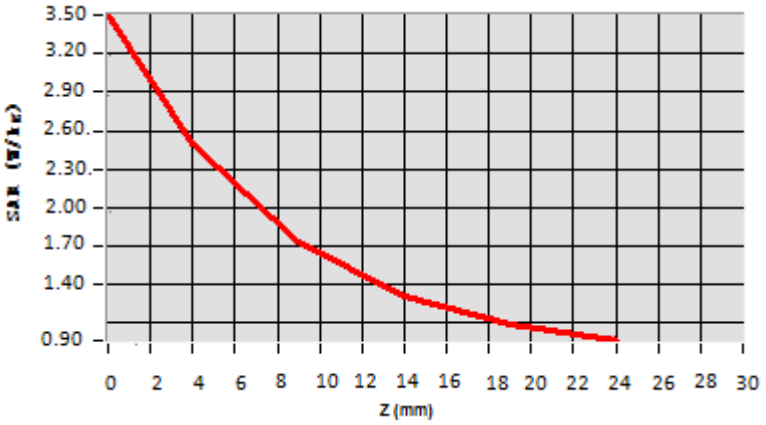

Hot spot position

Hotline: 400-6611-140 Tel: 86-755-27673339 Fax: 86-755-27673332 http://www.tct-lab.com

Date of measurement: 03/22/2018 Test mode: 1900MHz (Body)
Product Description: Validation
Dipole Model: SID1900
E-Field Probe: SSE5 (SN 07/15 EP248)

Phantom	Validation plane
Input Power	100mW
Crest Factor	1.0
Probe Conversion factor	5.05
Frequency (MHz)	1900.000000
Relative permittivity (real part)	53.309999
Relative permittivity (imaginary part)	14.329440
Conductivity (S/m)	1.510354
Variation (%)	1.250000
SAR 10g (W/Kg)	**1.994255**
SAR 1g (W/Kg)	**3.766112**

SURFACE SAR	**VOLUME SAR**
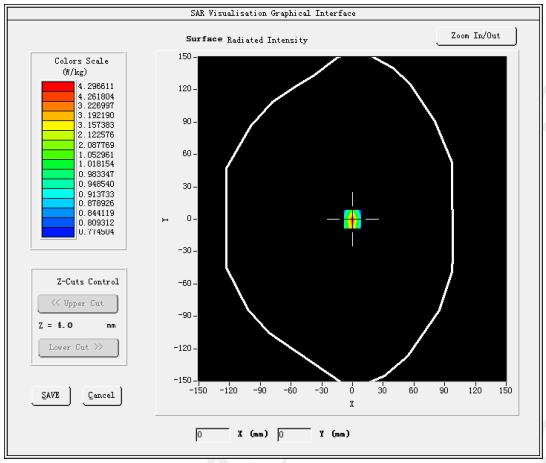	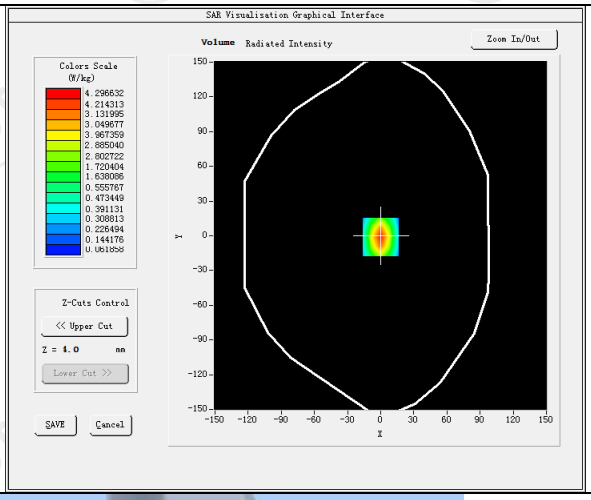

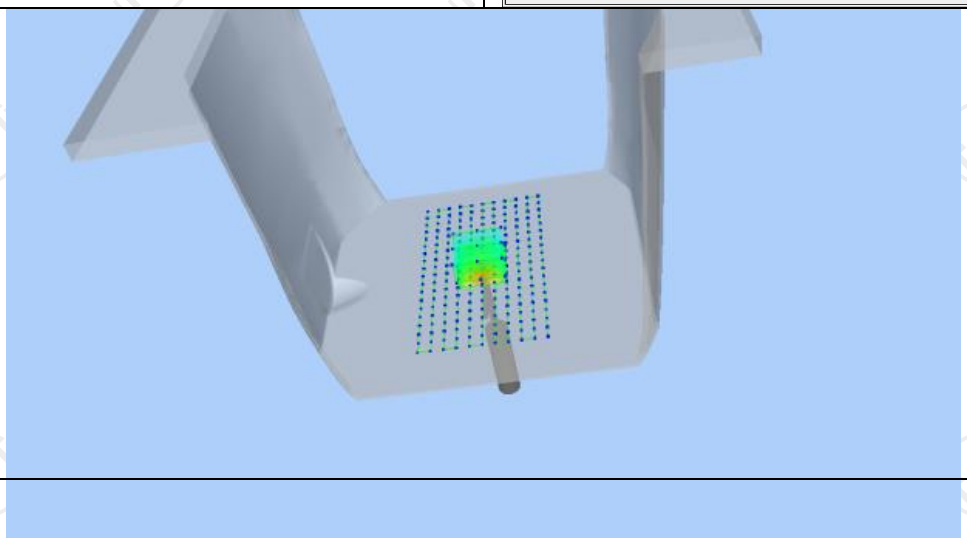

Z (mm)	0.00	4.00	9.00	14.00	19.00
SAR (W/Kg)	3.7752	2.7154	1.9525	1.5694	0.9014

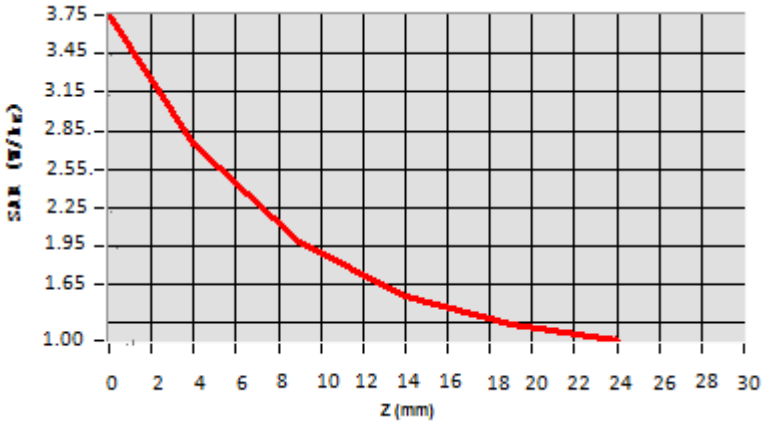

Hot spot position

Hotline: 400-6611-140 Tel: 86-755-27673339 Fax: 86-755-27673332 http://www.tct-lab.com

Date of measurement: 03/27/2018 Test mode: 2450MHz (Head)
Product Description: Validation
Dipole Model: SID2450
E-Field Probe: SSE5 (SN 07/15 EP248)

Phantom	Validation plane
Input Power	100mW
Crest Factor	1.0
Probe Conversion factor	4.21
Frequency (MHz)	2450.000000
Relative permittivity (real part)	37.821613
Relative permittivity (imaginary part)	13.546980
Conductivity (S/m)	1.834111
Variation (%)	-0.470000
SAR 10g (W/Kg)	**2.364445**
SAR 1g (W/Kg)	**4.994244**

SURFACE SAR	**VOLUME SAR**
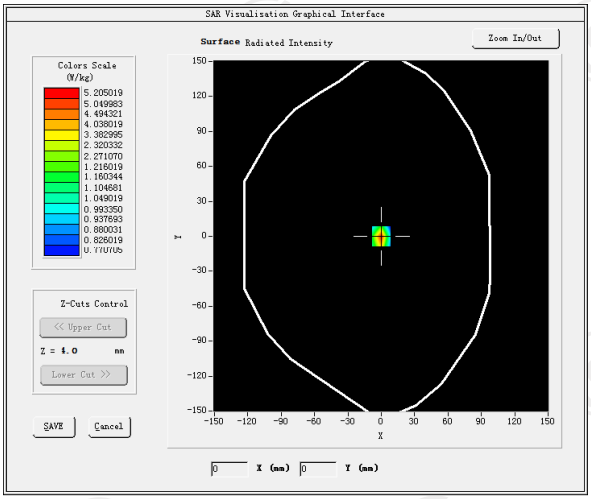	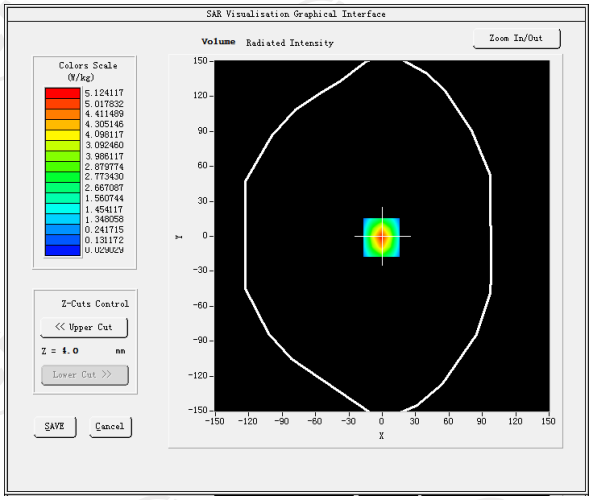

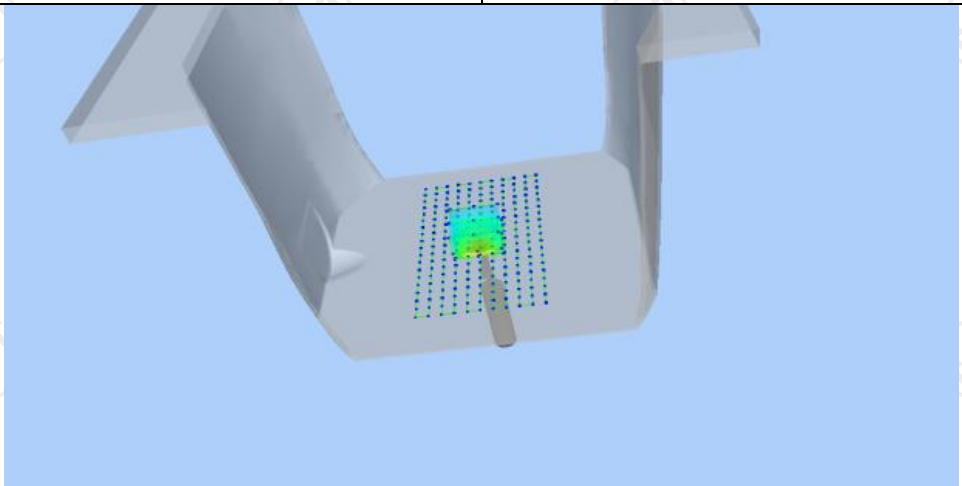

Z (mm)	0.00	4.00	9.00	14.00	19.00
SAR (W/Kg)	5.0262	2.7584	1.5026	0.8252	0.4125

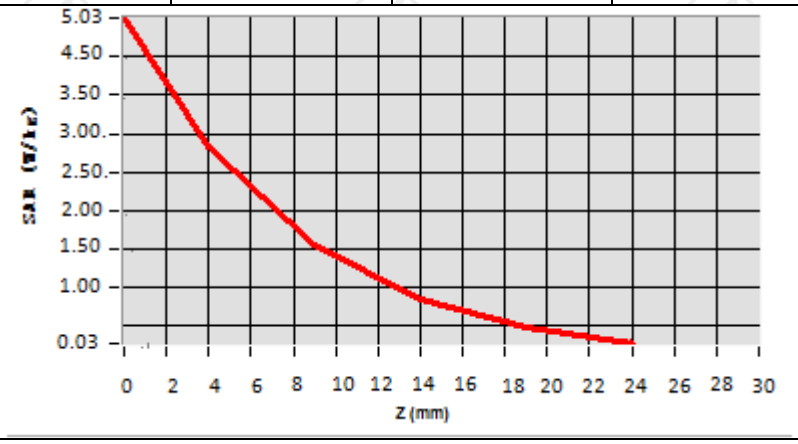

Hot spot position

Date of measurement: 03/27/2018 Test mode: 2450MHz (Body)
Product Description: Validation
Dipole Model: SID2450
E-Field Probe: SSE5 (SN 07/15 EP248)

Phantom	Validation plane
Input Power	100mW
Crest Factor	1.0
Probe Conversion factor	4.36
Frequency (MHz)	2450.000000
Relative permittivity (real part)	54.616199
Relative permittivity (imaginary part)	14.930150
Conductivity (S/m)	2.012159
Variation (%)	-0.230000
SAR 10g (W/Kg)	**2.416669**
SAR 1g (W/Kg)	**5.066368**

SURFACE SAR	**VOLUME SAR**
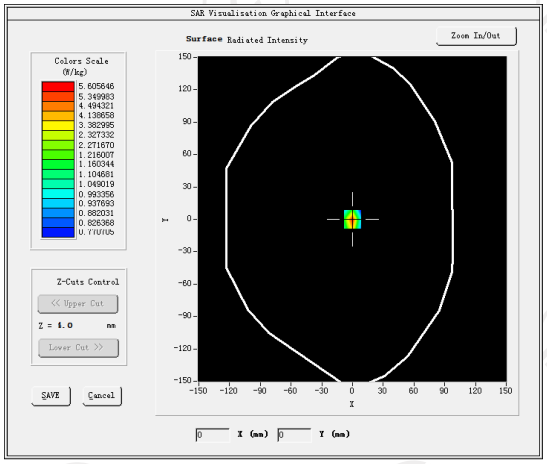	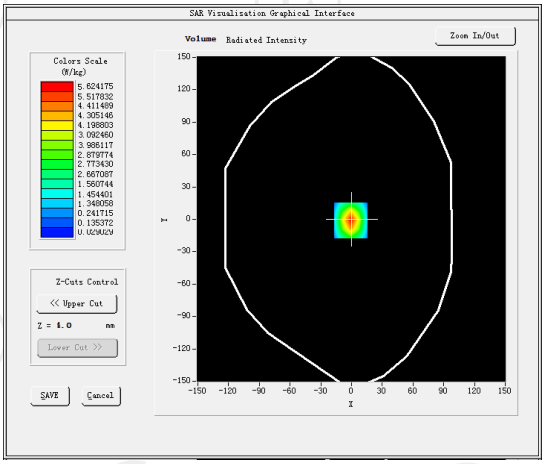

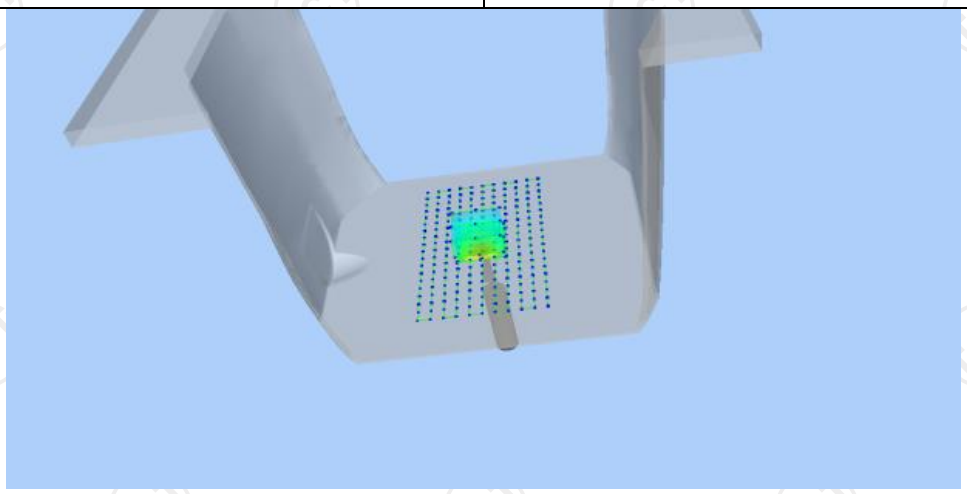

Z (mm)	0.00	4.00	9.00	14.00	19.00
SAR (W/Kg)	5.0622	2.7984	1.5251	0.8352	0.4200

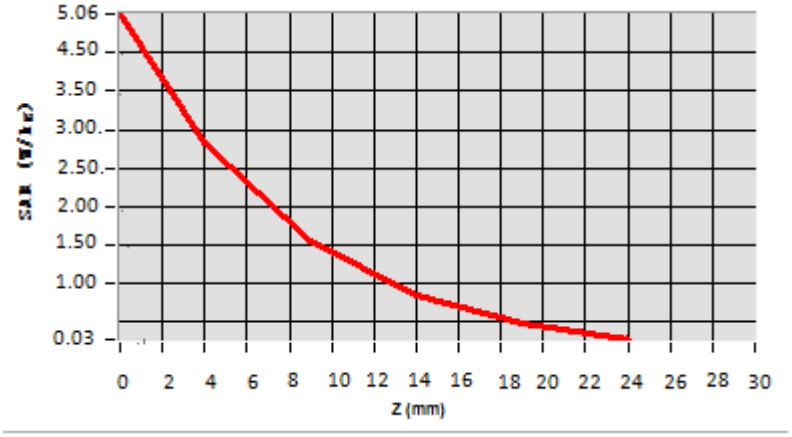

Hot spot position

12. SAR Test Data

GSM850

MEASUREMENT 1

Middle Band SAR (Channel 190): Date: 03/14/2018

Frequency (MHz)	836.600000
Relative permittivity (real part)	41.417760
Relative permittivity (imaginary part)	18.129852
Conductivity (S/m)	0.874923
Variation (%)	-1.720000
Crest Factor:	8.3
Probe Conversion factor	5.50
E-Field Probe:	SSE5 (SN 07/15 EP248)
Area Scan	dx=8mm dy=8mm, h= 5.00 mm
ZoomScan	5x5x7,dx=8mm dy=8mm dz=5mm,Complete/ndx=8mm dy=8mm, h= 5.00 mm
Phantom	Right head
Device Position	Cheek
Band	GSM850(voice)
SURFACE SAR	**VOLUME SAR**

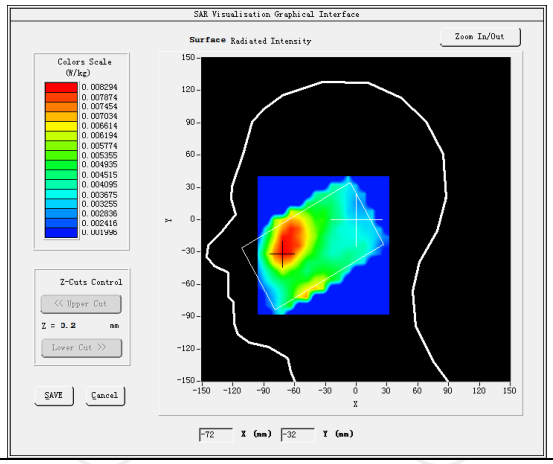

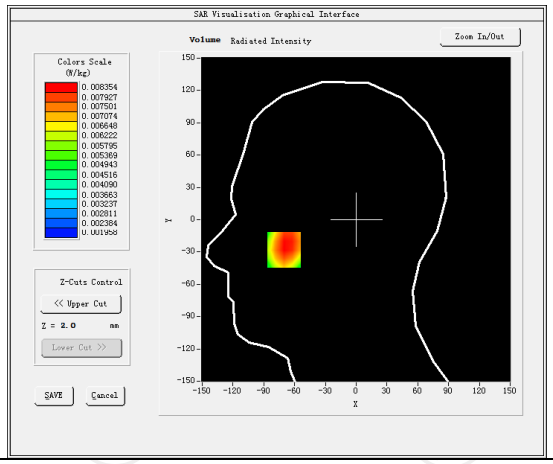

Maximum location: X=-70.00, Y=-28.00 SAR Peak: 0.01 W/kg	
SAR 10g (W/Kg)	**0.007651**
SAR 1g (W/Kg)	**0.009213**

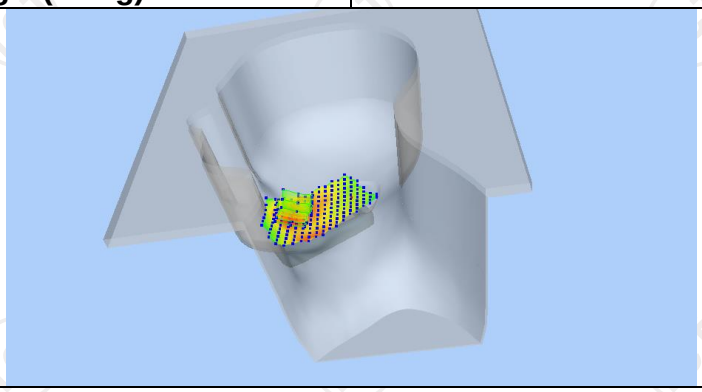

Z (mm)	0.00	4.00	9.00	14.00	19.00
SAR (W/Kg)	0.0092	0.0079	0.0070	0.0059	0.0048

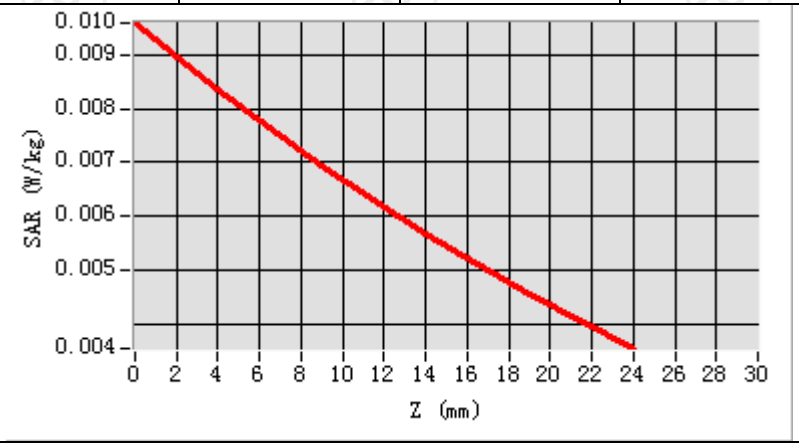

Hot spot position

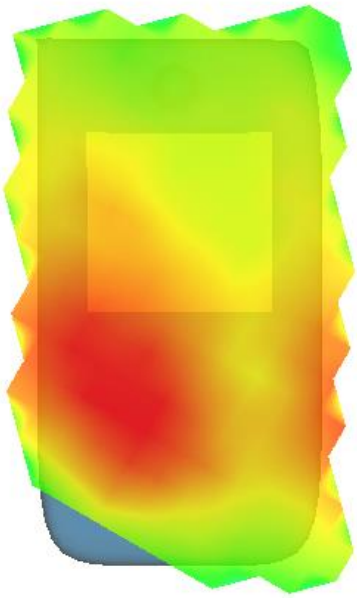

MEASUREMENT 2	
Middle Band SAR (Channel 190):	Date: 03/14/2018
Frequency (MHz)	836.600000
Relative permittivity (real part)	55.242077
Relative permittivity (imaginary part)	21.378187
Conductivity (S/m)	0.938883
Variation (%)	0.210000
Crest Factor:	8.3
Probe Conversion factor	5.65
E-Field Probe:	SSE5 (SN 07/15 EP248)
Area Scan	dx=8mm dy=8mm, h= 5.00 mm
ZoomScan	5x5x7,dx=8mm dy=8mm dz=5mm,Complete/ndx=8mm dy=8mm, h= 5.00 mm
Phantom	Validation plane
Device Position	Body back(10mm)
Band	GSM850(Voice)
SURFACE SAR	**VOLUME SAR**
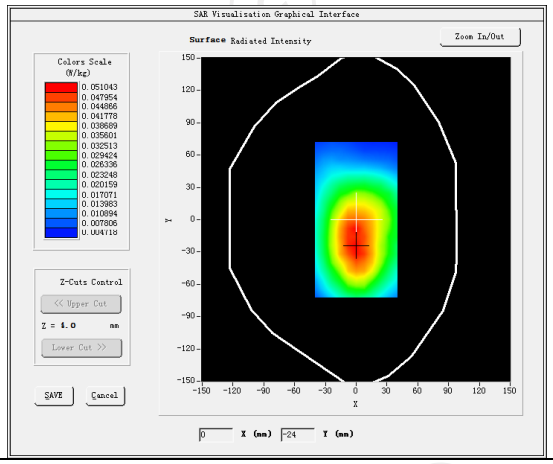	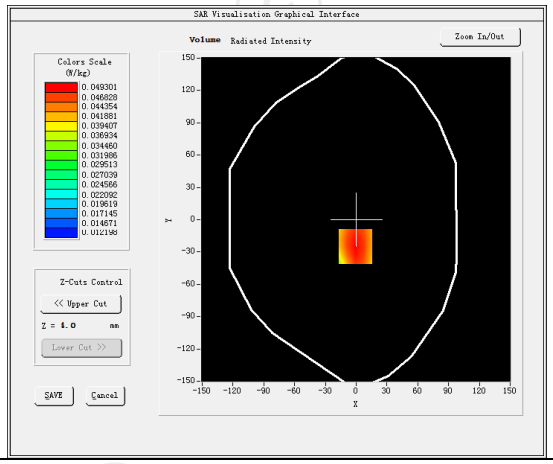
Maximum location: X=-1.00, Y=-25.00 SAR Peak: 0.06 W/kg	
SAR 10g (W/Kg)	0.036509
SAR 1g (W/Kg)	0.048955

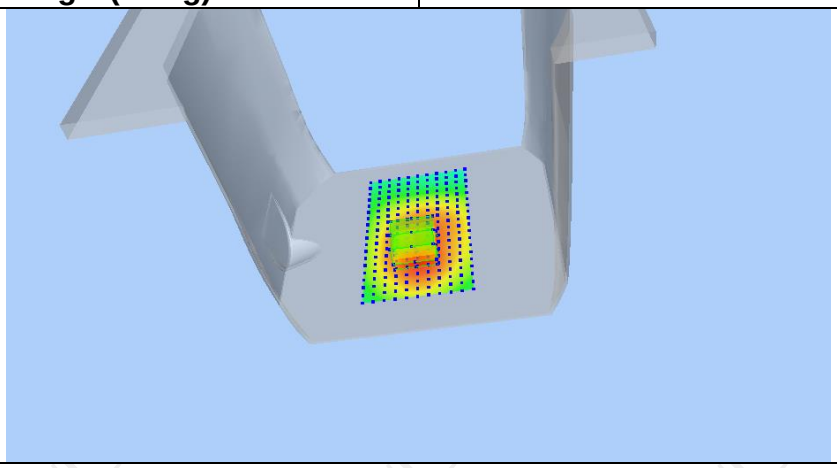

Z (mm)	0.00	4.00	9.00	14.00	19.00
SAR (W/Kg)	0.0588	0.0493	0.0391	0.0305	0.0233

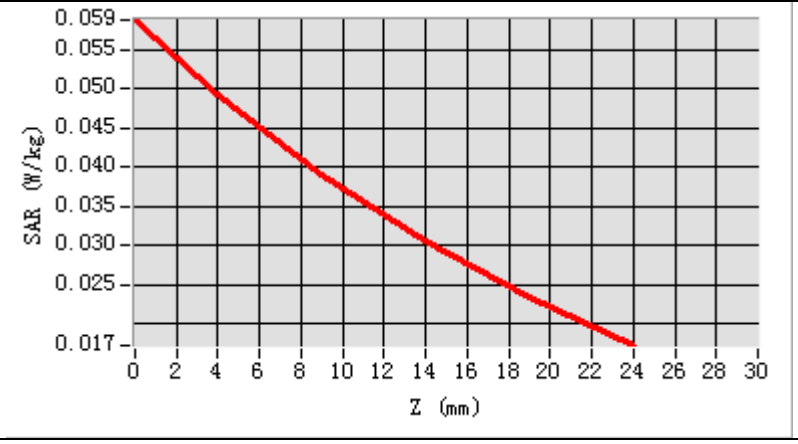

Hot spot position

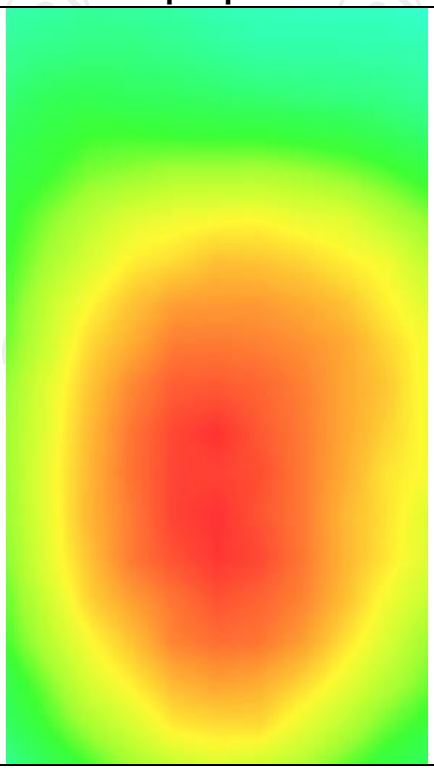

MEASUREMENT 3	
Middle Band SAR (Channel 190):	Date: 03/14/2018
Frequency (MHz)	836.600000
Relative permittivity (real part)	55.242077
Relative permittivity (imaginary part)	21.378187
Conductivity (S/m)	0.938883
Variation (%)	4.380000
Crest Factor:	2.0
Probe Conversion factor	5.65
E-Field Probe:	SSE5 (SN 07/15 EP248)
Area Scan	dx=8mm dy=8mm, h= 5.00 mm
ZoomScan	5x5x7,dx=8mm dy=8mm dz=5mm,Complete/ndx=8mm dy=8mm, h= 5.00 mm
Phantom	Validation plane
Device Position	Body back(10mm)
Band	GSM850(GPRS 4slot)
SURFACE SAR	**VOLUME SAR**
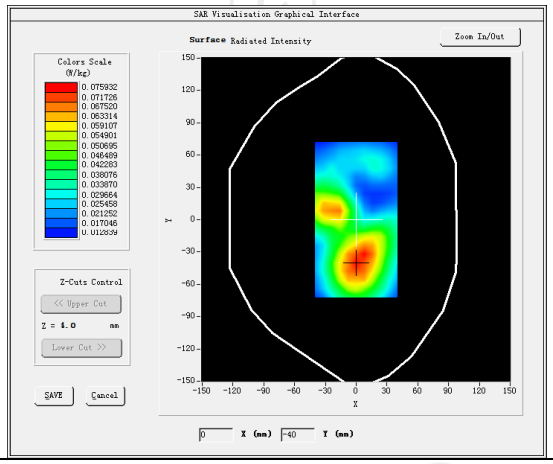	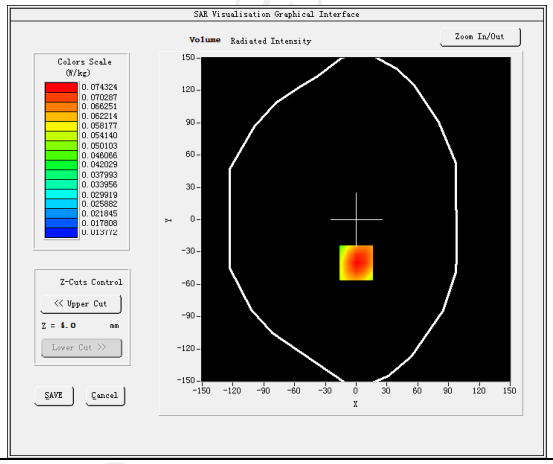
Maximum location: X=0.00, Y=-40.00 SAR Peak: 0.10 W/kg	
SAR 10g (W/Kg)	0.074315
SAR 1g (W/Kg)	0.093706
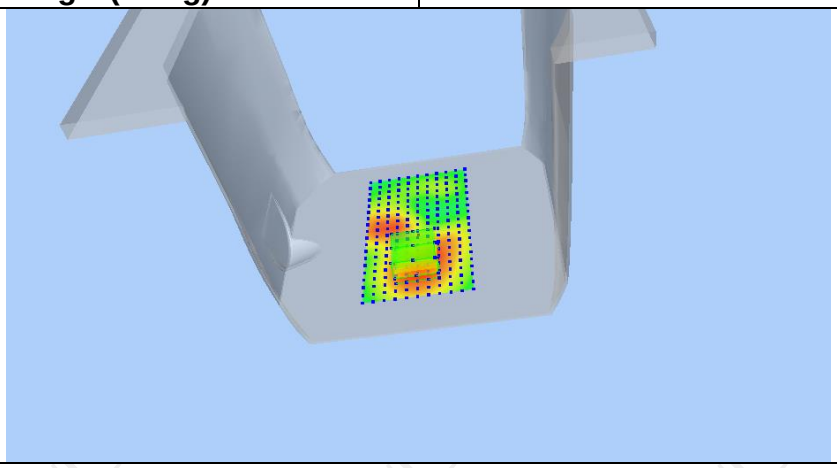	

Z (mm)	0.00	4.00	9.00	14.00	19.00
SAR (W/Kg)	0.0961	0.0743	0.0541	0.0401	0.0305

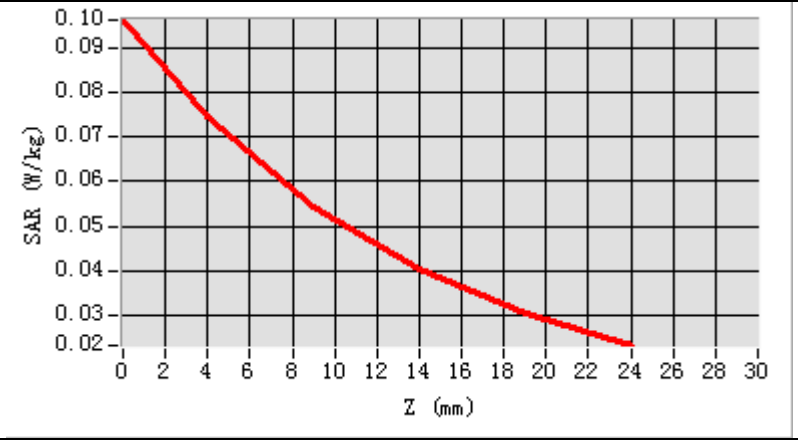

Hot spot position

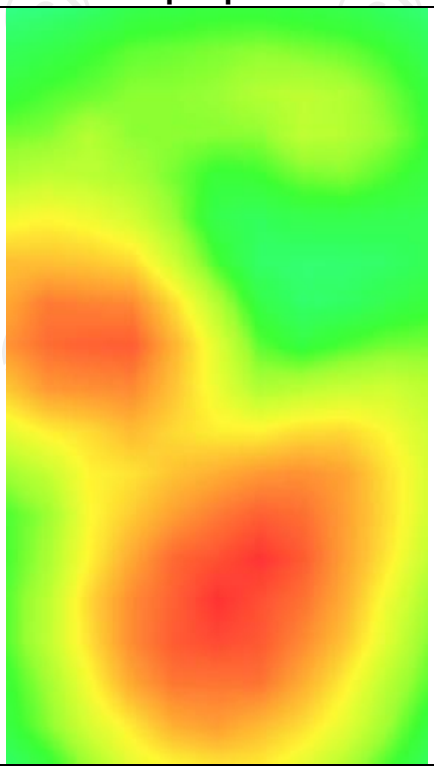

MEASUREMENT 4	
Middle Band SAR (Channel 190):	Date: 03/14/2018
Frequency (MHz)	836.600000
Relative permittivity (real part)	55.242077
Relative permittivity (imaginary part)	21.378187
Conductivity (S/m)	0.938883
Variation (%)	2.620000
Crest Factor:	2.0
Probe Conversion factor	5.65
E-Field Probe:	SSE5 (SN 07/15 EP248)
Area Scan	dx=8mm dy=8mm, h= 5.00 mm
ZoomScan	5x5x7,dx=8mm dy=8mm dz=5mm,Complete/ndx=8mm dy=8mm, h= 5.00 mm
Phantom	Validation plane
Device Position	Body back(10mm)
Band	GSM850(GPRS 4slot hotspot)
SURFACE SAR	**VOLUME SAR**
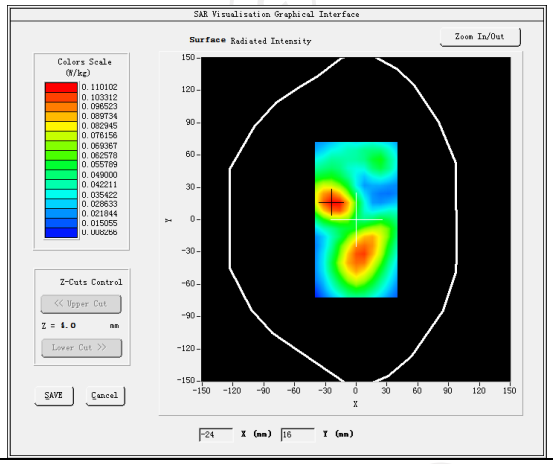	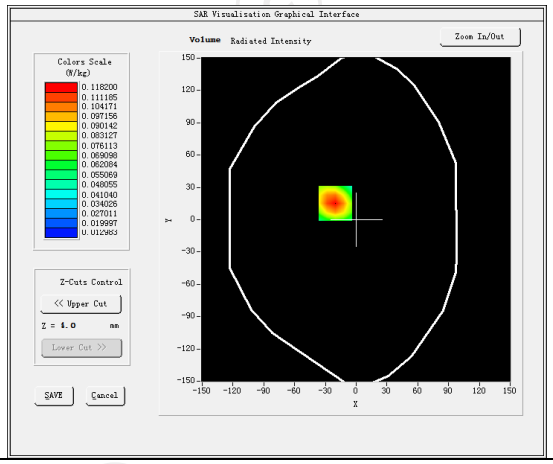
Maximum location: X=-20.00, Y=15.00 SAR Peak: 0.17 W/kg	
SAR 10g (W/Kg)	0.083985
SAR 1g (W/Kg)	0.114272
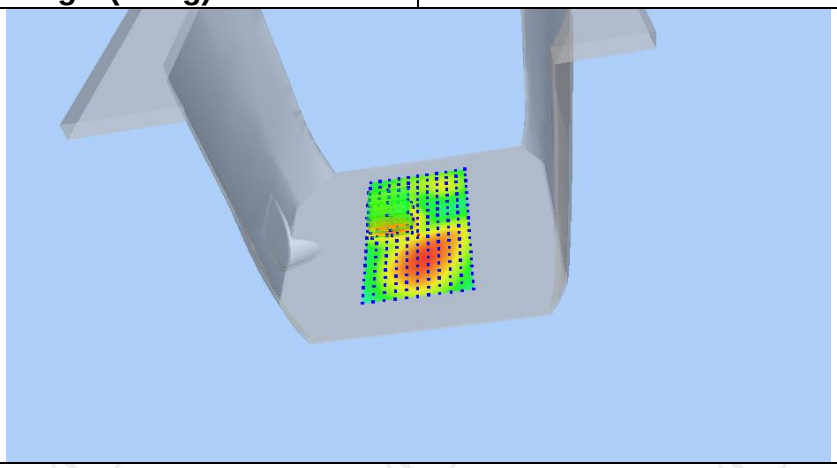	

Z (mm)	0.00	4.00	9.00	14.00	19.00
SAR (W/Kg)	0.1725	0.1182	0.0738	0.0479	0.0333

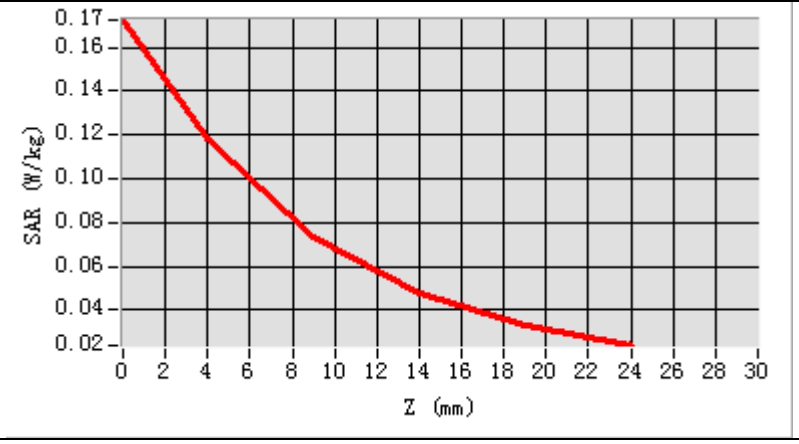

Hot spot position

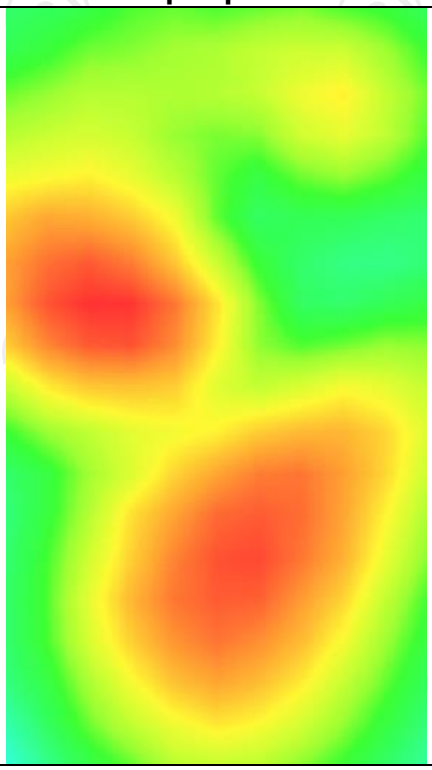

GSM1900

MEASUREMENT 1	
Middle Band SAR (Channel 661):	Date: 03/22/2018
Frequency (MHz)	1880.000000
Relative permittivity (real part)	39.076721
Relative permittivity (imaginary part)	12.607061
Conductivity (S/m)	1.367609
Variation (%)	3.330000
Crest Factor	8.3
Probe Conversion factor	4.85
E-Field Probe:	SSE5 (SN 07/15 EP248)
Area Scan	dx=8mm dy=8mm, h= 5.00 mm
ZoomScan	5x5x7,dx=8mm dy=8mm dz=5mm,Complete/ndx=8mm dy=8mm, h= 5.00 mm
Phantom	Right head
Device Position	Cheek
Band	GSM1900(voice)
SURFACE SAR	**VOLUME SAR**
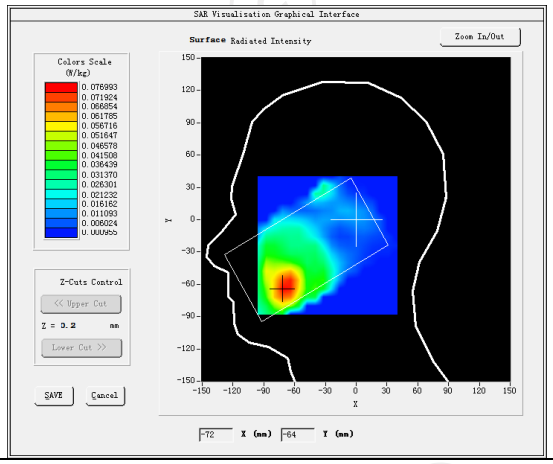	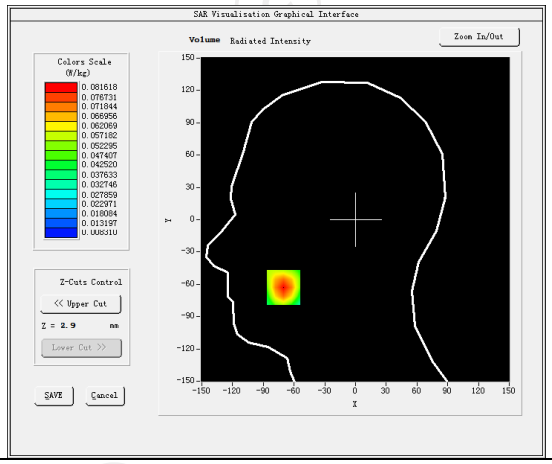
Maximum location: X=-73.00, Y=-62.00 SAR Peak: 0.18 W/kg	
SAR 10g (W/Kg)	**0.020695**
SAR 1g (W/Kg)	**0.023570**

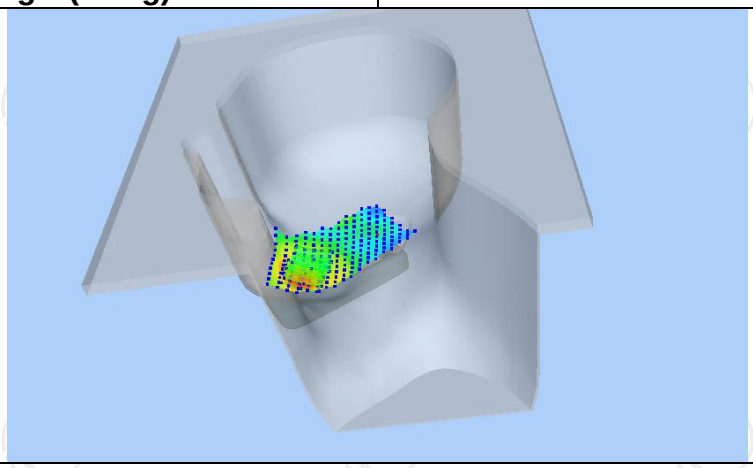

Z (mm)	0.00	4.00	9.00	14.00	19.00
SAR (W/Kg)	0.1153	0.0837	0.0301	0.0327	0.0238

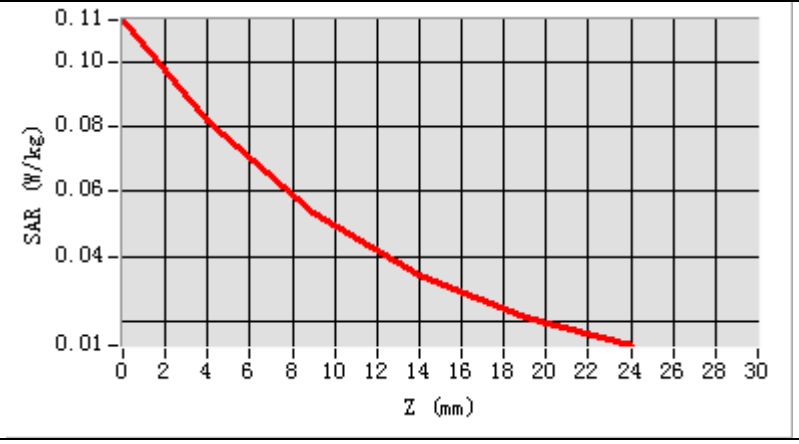

Hot spot position

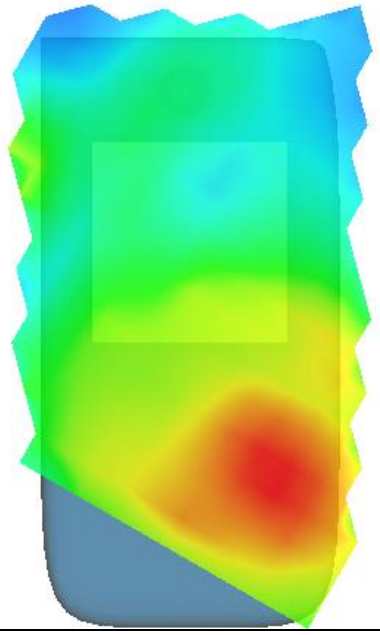

MEASUREMENT 2	
Middle Band SAR (Channel 661):	Date: 03/22/2018
Frequency (MHz)	1880.000000
Relative permittivity (real part)	53.309999
Relative permittivity (imaginary part)	14.329440
Conductivity (S/m)	1.510354
Variation (%)	0.870000
Crest Factor	8.3
Probe Conversion factor	5.01
E-Field Probe:	SSE5 (SN 07/15 EP248)
Area Scan	dx=8mm dy=8mm, h= 5.00 mm
ZoomScan	5x5x7,dx=8mm dy=8mm dz=5mm,Complete/ndx=8mm dy=8mm, h= 5.00 mm
Phantom	Validation plane
Device Position	Body back(10mm)
Band	GSM1900(voice)
SURFACE SAR	**VOLUME SAR**
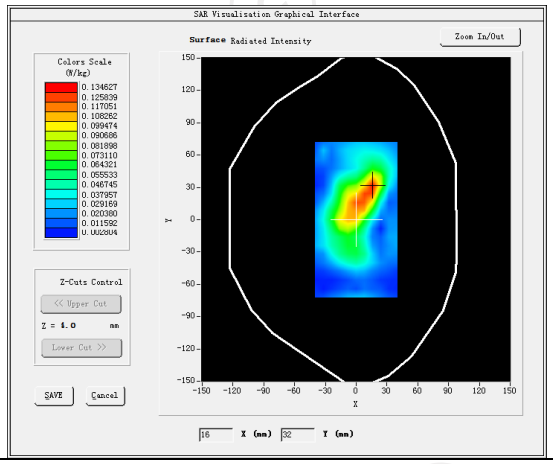	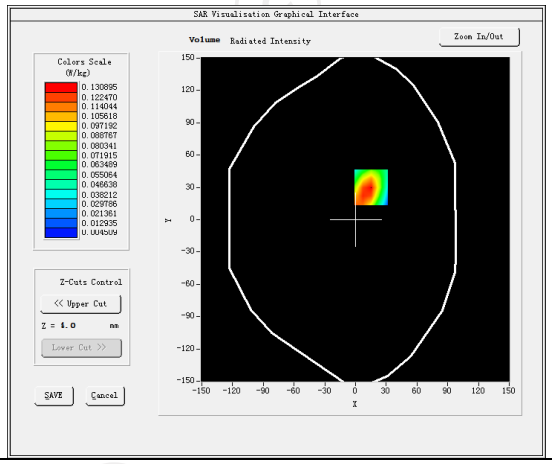
Maximum location: X=15.00, Y=30.00 SAR Peak: 0.20 W/kg	
SAR 10g (W/Kg)	0.073245
SAR 1g (W/Kg)	0.125642
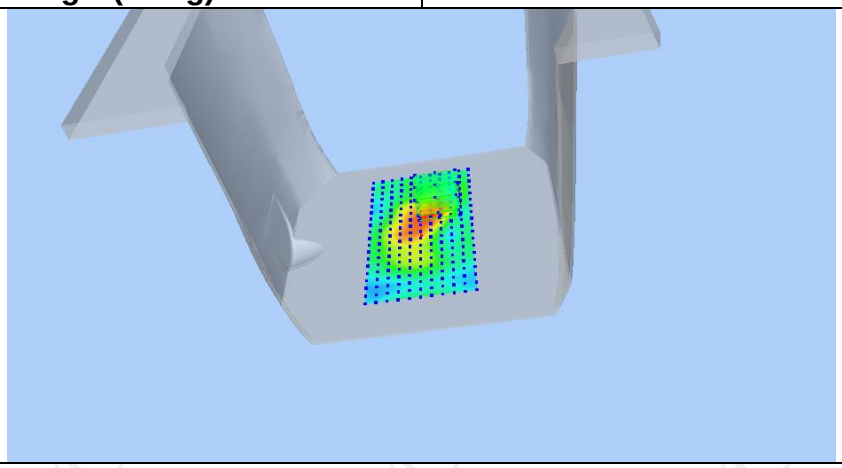	

Z (mm)	0.00	4.00	9.00	14.00	19.00
SAR (W/Kg)	0.1910	0.1309	0.0800	0.0487	0.0298

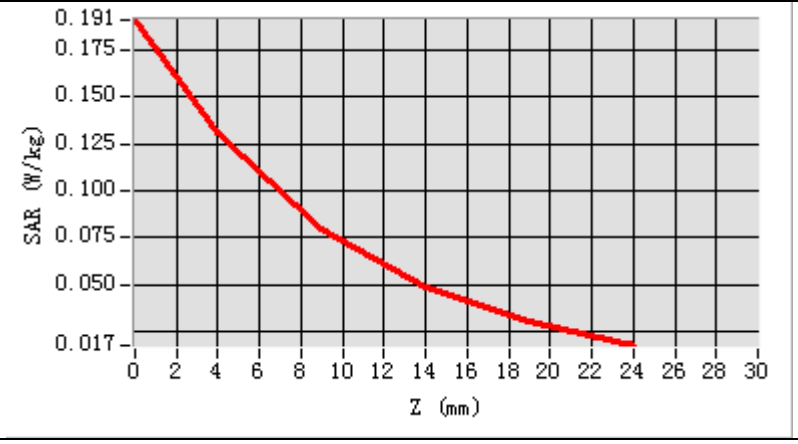

Hot spot position

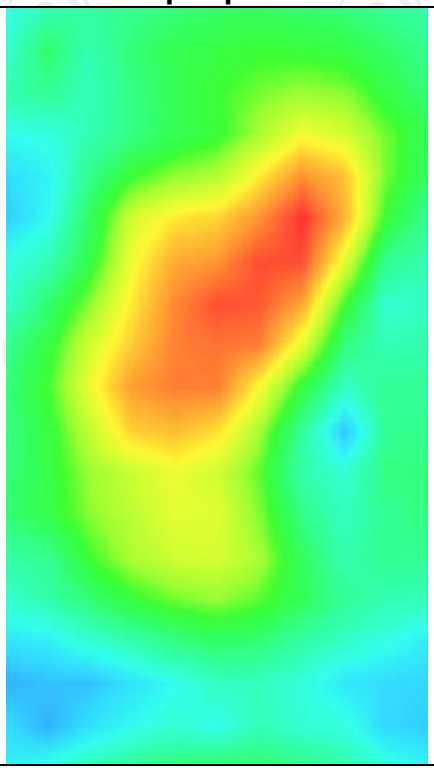

MEASUREMENT 3	
Middle Band SAR (Channel 661):	Date: 03/22/2018
Frequency (MHz)	1880.000000
Relative permittivity (real part)	53.309999
Relative permittivity (imaginary part)	14.329440
Conductivity (S/m)	1.510354
Variation (%)	-0.580000
Crest Factor	2.0
Probe Conversion factor	5.01
E-Field Probe:	SSE5 (SN 07/15 EP248)
Area Scan	dx=8mm dy=8mm, h= 5.00 mm
ZoomScan	5x5x7,dx=8mm dy=8mm dz=5mm,Complete/ndx=8mm dy=8mm, h= 5.00 mm
Phantom	Validation plane
Device Position	Body back(10mm)
Band	GSM1900(GPRS 4slot)
SURFACE SAR	**VOLUME SAR**
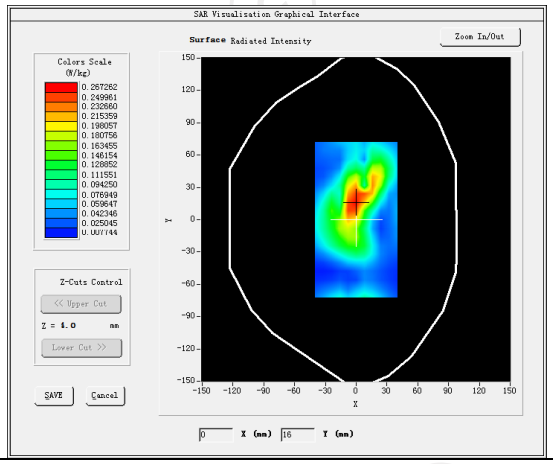	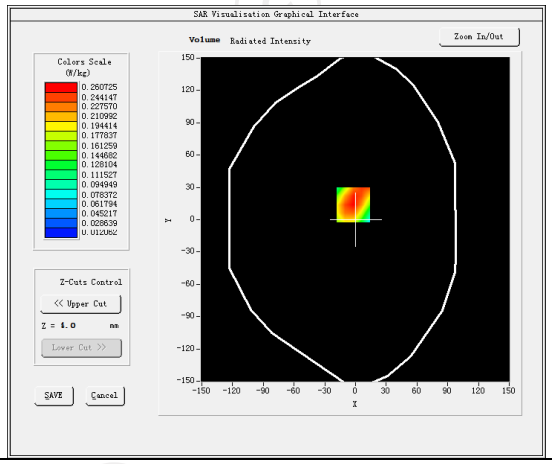
Maximum location: X=-2.00, Y=14.00 SAR Peak: 0.38 W/kg	
SAR 10g (W/Kg)	0.150202
SAR 1g (W/Kg)	0.248075
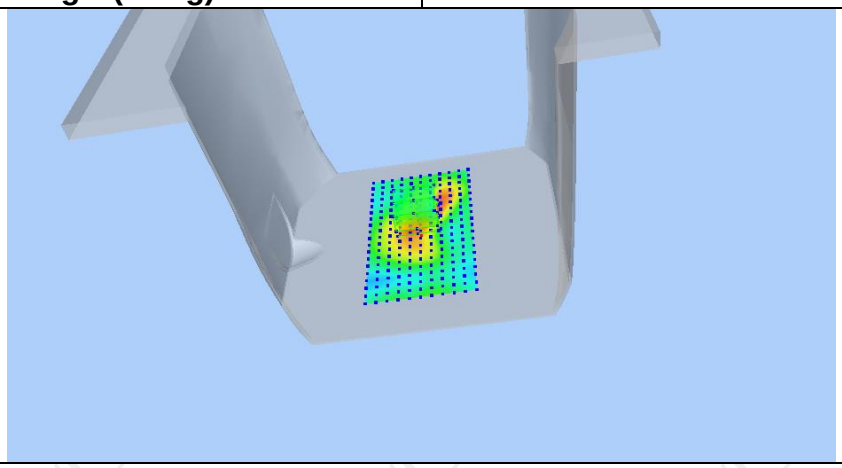	

Z (mm)	0.00	4.00	9.00	14.00	19.00
SAR (W/Kg)	0.3760	0.2607	0.1626	0.1015	0.0644

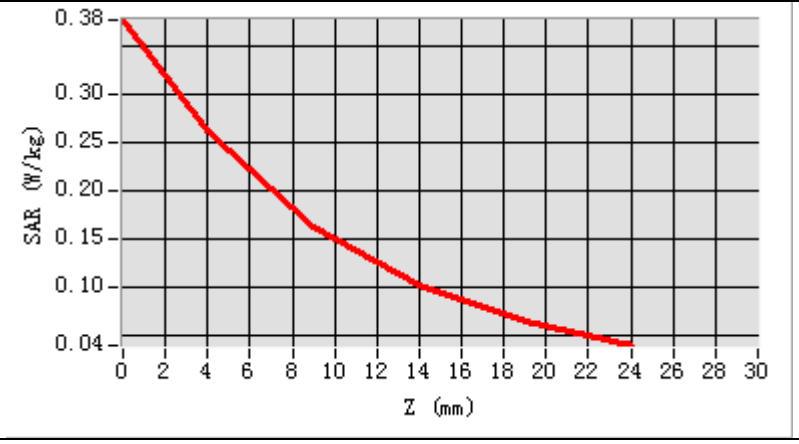

Hot spot position

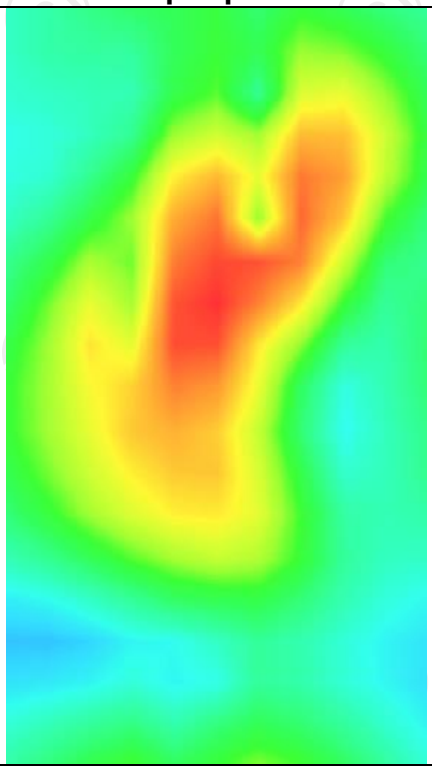

MEASUREMENT 4	
Middle Band SAR (Channel 661):	Date: 03/22/2018
Frequency (MHz)	1880.000000
Relative permittivity (real part)	53.309999
Relative permittivity (imaginary part)	14.329440
Conductivity (S/m)	1.510354
Variation (%)	-0.890000
Crest Factor	2.0
Probe Conversion factor	5.01
E-Field Probe:	SSE5 (SN 07/15 EP248)
Area Scan	dx=8mm dy=8mm, h= 5.00 mm
ZoomScan	5x5x7,dx=8mm dy=8mm dz=5mm,Complete/ndx=8mm dy=8mm, h= 5.00 mm
Phantom	Validation plane
Device Position	Body back(10mm)
Band	GSM1900(GPRS 4slot hotspot)
SURFACE SAR	**VOLUME SAR**
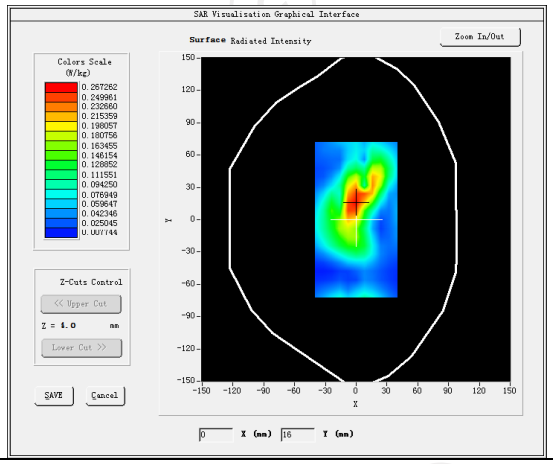	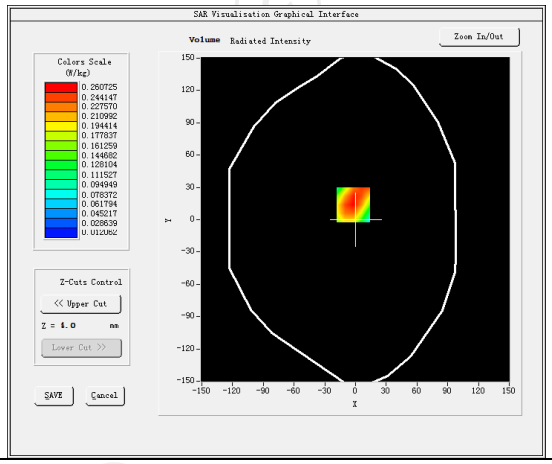
Maximum location: X=-3.00, Y=12.00 SAR Peak: 0.40 W/kg	
SAR 10g (W/Kg)	0.153694
SAR 1g (W/Kg)	0.251073
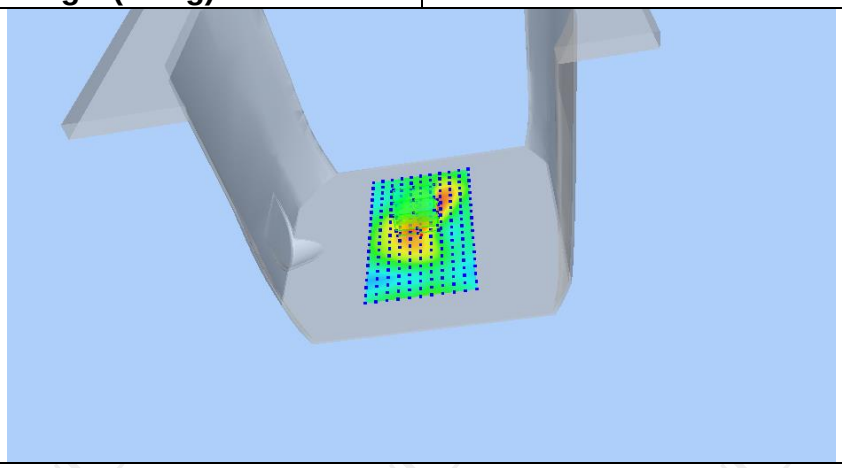	

Z (mm)	0.00	4.00	9.00	14.00	19.00
SAR (W/Kg)	0.3802	0.2610	0.1631	0.1018	0.0649

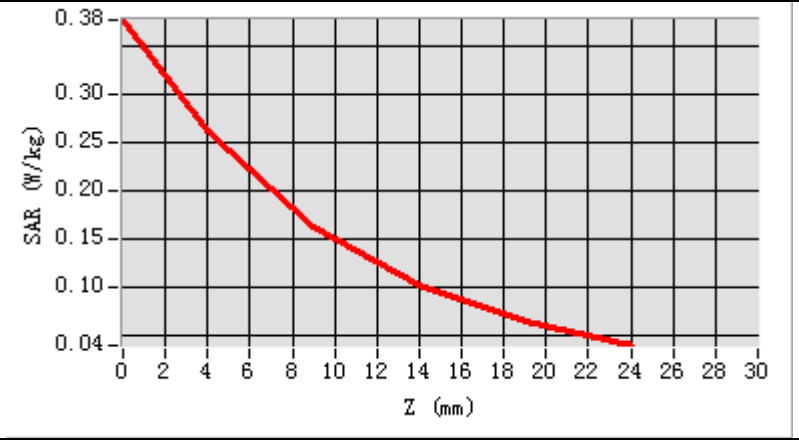

Hot spot position

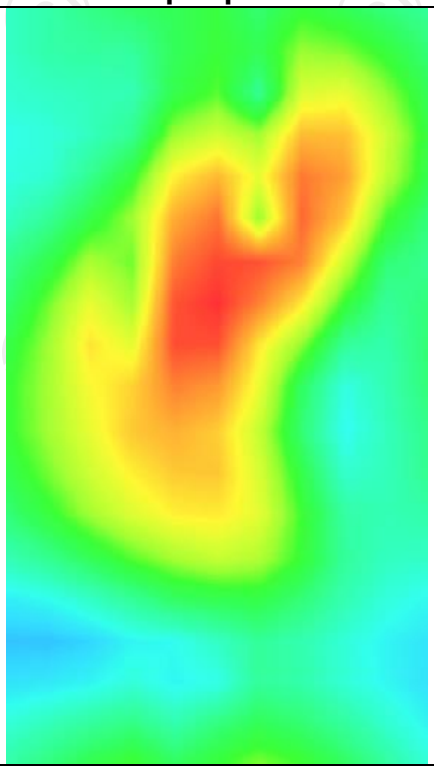

WCDMA Band II

MEASUREMENT 1	
Middle Band SAR (Channel 9400):	Date: 03/22/2018
Frequency (MHz)	1880.000000
Relative permittivity (real part)	39.070000
Relative permittivity (imaginary part)	14.000000
Conductivity (S/m)	1.38000
Variation (%)	-1.250000
Crest Factor	1.0
Probe Conversion factor	4.85
E-Field Probe:	SSE5 (SN 07/15 EP248)
Area Scan	dx=8mm dy=8mm, h= 5.00 mm
ZoomScan	5x5x7,dx=8mm dy=8mm dz=5mm,Complete/ndx=8mm dy=8mm, h= 5.00 mm
Phantom	Right head
Device Position	Cheek
Band	BAND1 WCDMA2100
SURFACE SAR	**VOLUME SAR**
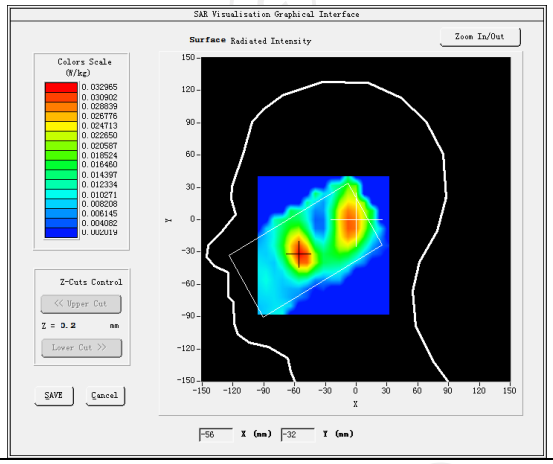	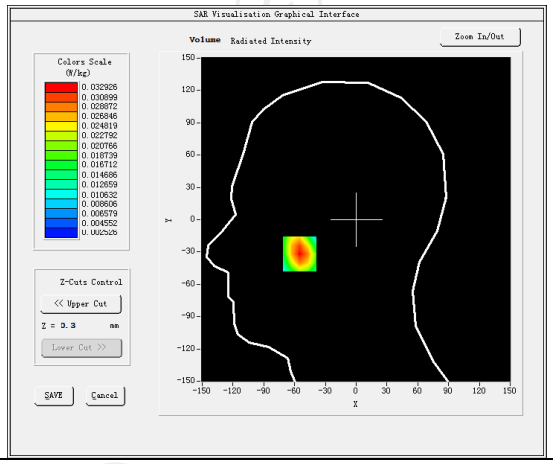
Maximum location: X=-56.00, Y=-38.00 SAR Peak: 0.04 W/kg	
SAR 10g (W/Kg)	0.021491
SAR 1g (W/Kg)	0.034730
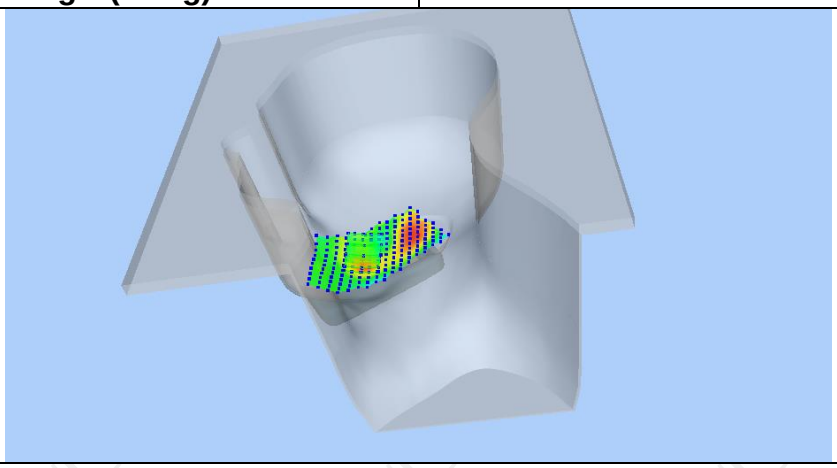	

Z (mm)	0.00	4.00	9.00	14.00	19.00
SAR (W/Kg)	0.0422	0.0329	0.0238	0.0169	0.0117

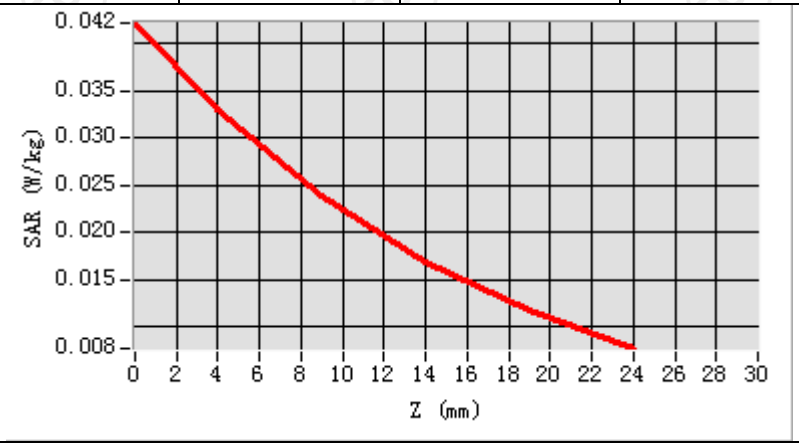

Hot spot position

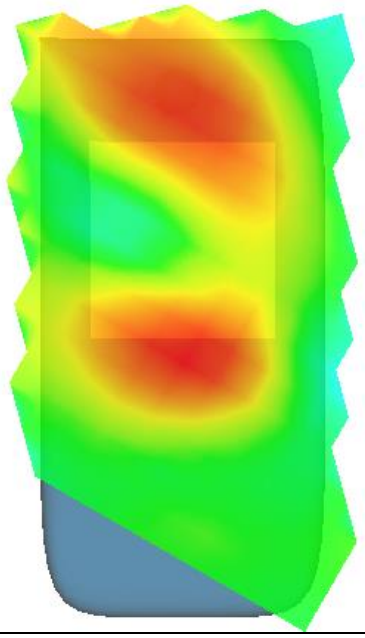

MEASUREMENT 2	
Middle Band SAR (Channel 9400):	Date: 03/22/2018
Frequency (MHz)	1880.000000
Relative permittivity (real part)	53.292699
Relative permittivity (imaginary part)	15.200000
Conductivity (S/m)	1.530000
Variation (%)	0.650000
Crest Factor	1.0
Probe Conversion factor	5.01
E-Field Probe:	SSE5 (SN 07/15 EP248)
Area Scan	dx=8mm dy=8mm, h= 5.00 mm
ZoomScan	5x5x7,dx=8mm dy=8mm dz=5mm,Complete/ndx=8mm dy=8mm, h= 5.00 mm
Phantom	Validation plane
Device Position	Body back(10mm)
Band	BAND1 WCDMA2100
SURFACE SAR	**VOLUME SAR**
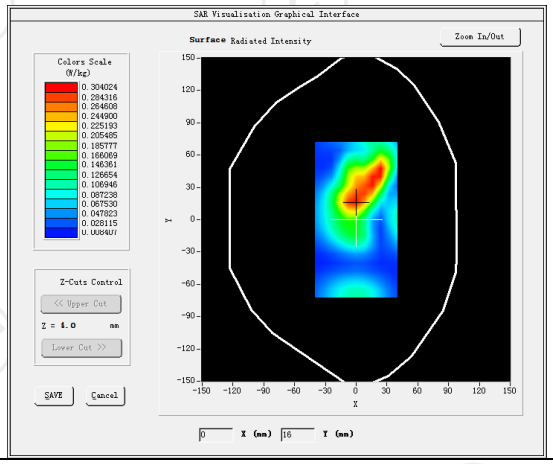	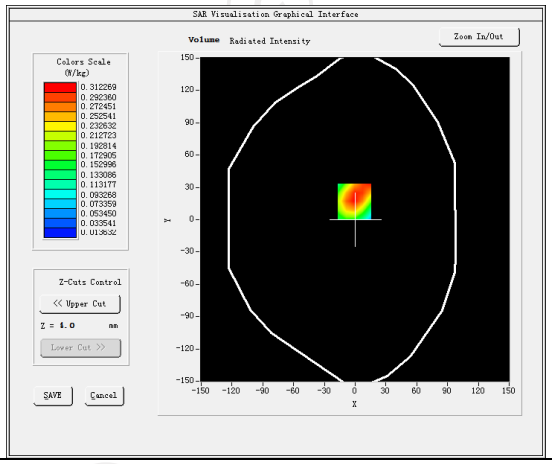
Maximum location: X=-1.00, Y=17.00 SAR Peak: 0.46 W/kg	
SAR 10g (W/Kg)	0.177487
SAR 1g (W/Kg)	0.297676
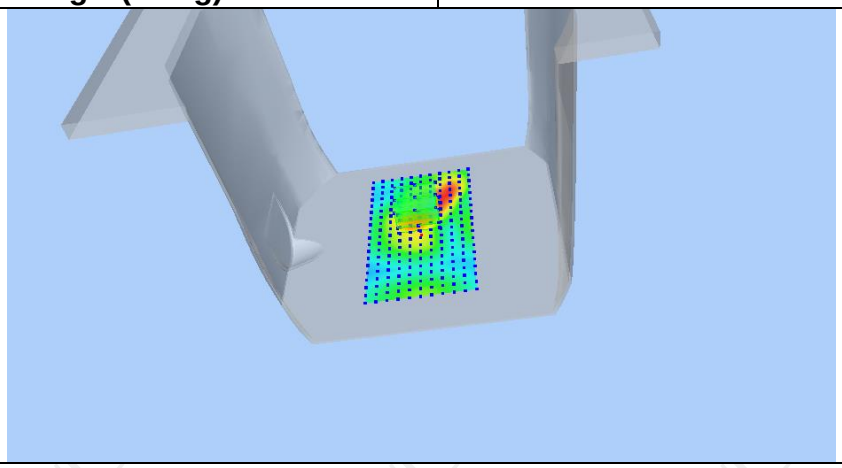	

Z (mm)	0.00	4.00	9.00	14.00	19.00
SAR (W/Kg)	0.4585	0.3123	0.1901	0.1161	0.0725

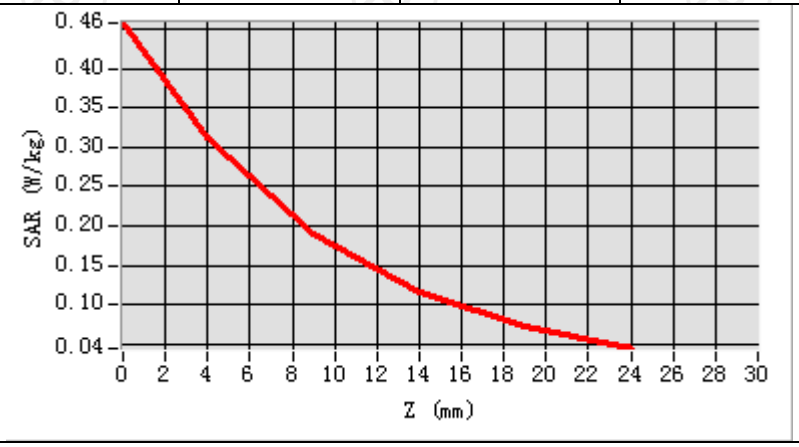

Hot spot position

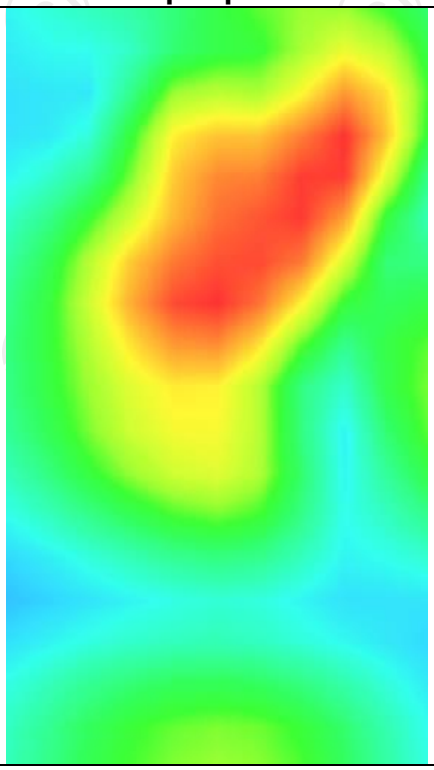

MEASUREMENT 3	
Middle Band SAR (Channel 9400):	Date: 03/22/2018
Frequency (MHz)	1880.000000
Relative permittivity (real part)	53.292699
Relative permittivity (imaginary part)	15.200000
Conductivity (S/m)	1.530000
Variation (%)	1.730000
Crest Factor	1.0
Probe Conversion factor	5.01
E-Field Probe:	SSE5 (SN 07/15 EP248)
Area Scan	dx=8mm dy=8mm, h= 5.00 mm
ZoomScan	5x5x7,dx=8mm dy=8mm dz=5mm,Complete/ndx=8mm dy=8mm, h= 5.00 mm
Phantom	Validation plane
Device Position	Body bottom(10mm)
Band	BAND1 WCDMA2100(hotspot)
SURFACE SAR	**VOLUME SAR**
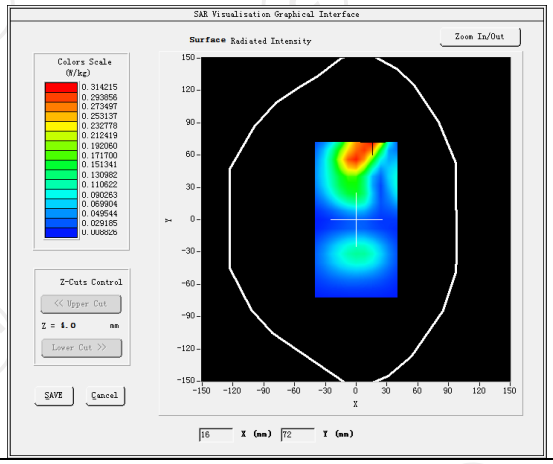	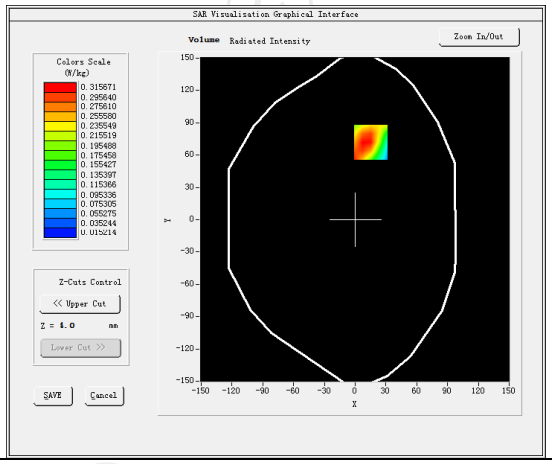
Maximum location: X=15.00, Y=72.00 SAR Peak: 0.47 W/kg	
SAR 10g (W/Kg)	0.184409
SAR 1g (W/Kg)	0.305799
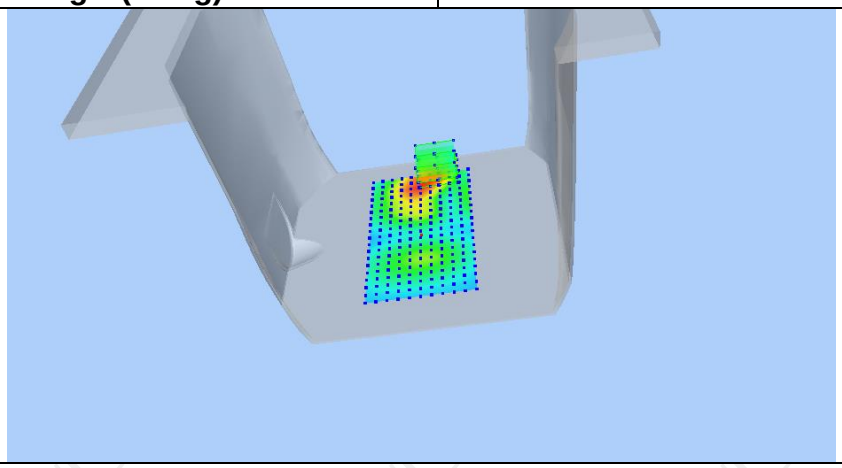	

Z (mm)	0.00	4.00	9.00	14.00	19.00
SAR (W/Kg)	0.4560	0.3122	0.1925	0.1206	0.0785

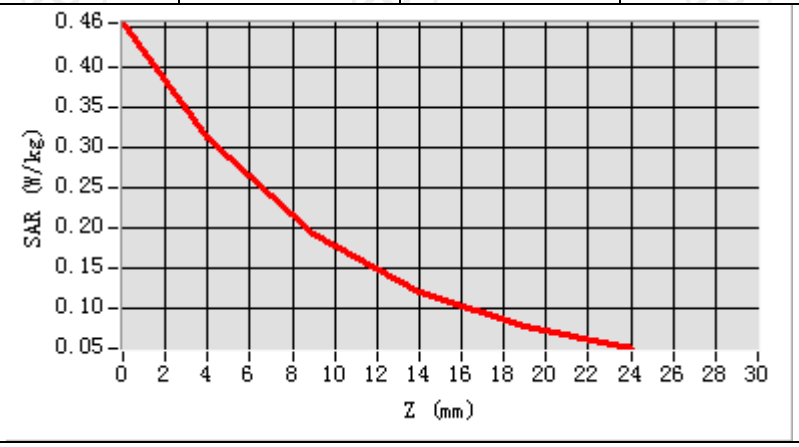

Hot spot position

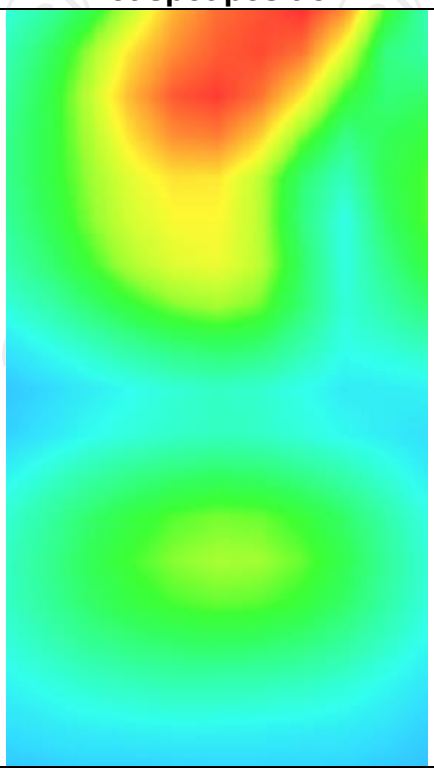

WCDMA Band V

MEASUREMENT 1	
Middle Band SAR (Channel 4182):	Date: 03/14/2018
Frequency (MHz)	836.400000
Relative permittivity (real part)	41.417760
Relative permittivity (imaginary part)	18.129852
Conductivity (S/m)	0.874923
Variation (%)	-0.580000
Crest Factor:	1.0
Probe Conversion factor	5.50
E-Field Probe:	SSE5 (SN 07/15 EP248)
Area Scan	dx=8mm dy=8mm, h= 5.00 mm
ZoomScan	5x5x7,dx=8mm dy=8mm dz=5mm,Complete/ndx=8mm dy=8mm, h= 5.00 mm
Phantom	Right head
Device Position	Cheek
Band	BAND5_WCDMA850
SURFACE SAR	**VOLUME SAR**
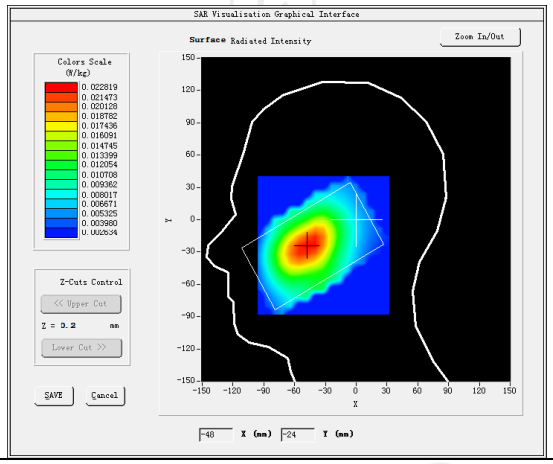	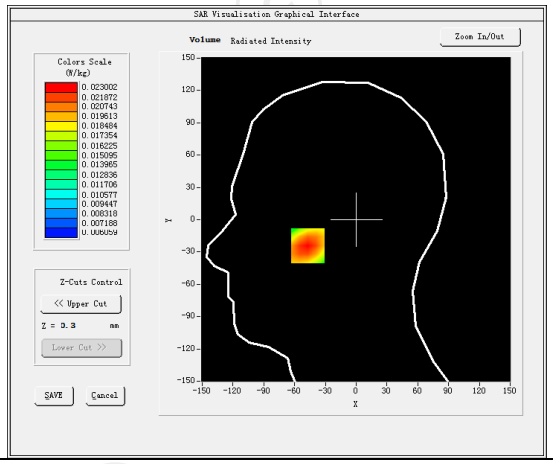
Maximum location: X=-47.00, Y=-24.00 SAR Peak: 0.03 W/kg	
SAR 10g (W/Kg)	0.016948
SAR 1g (W/Kg)	0.022205

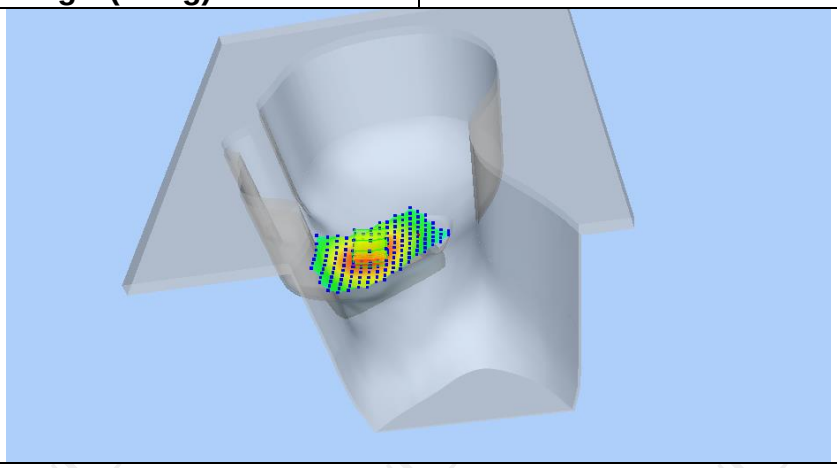

Z (mm)	0.00	4.00	9.00	14.00	19.00
SAR (W/Kg)	0.0266	0.0230	0.0190	0.0155	0.0124

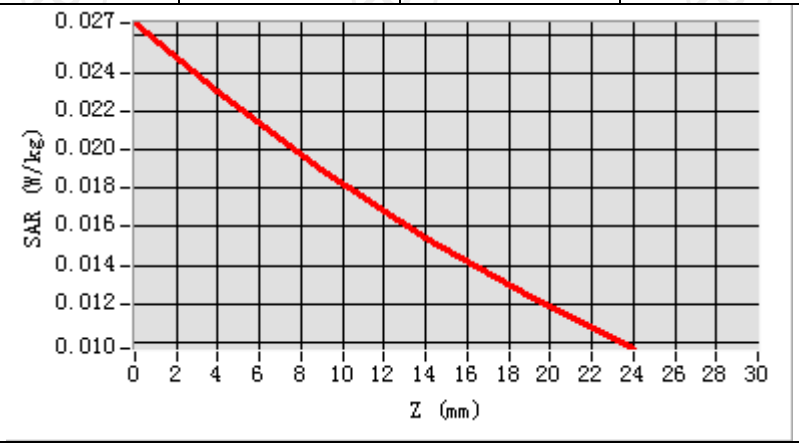

Hot spot position

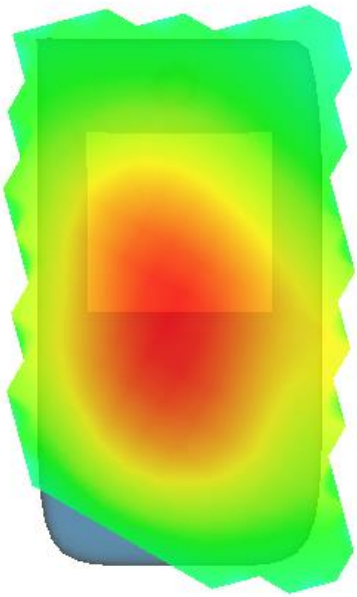

MEASUREMENT 2	
Middle Band SAR (Channel 4182):	Date: 03/14/2018
Frequency (MHz)	836.400000
Relative permittivity (real part)	55.242077
Relative permittivity (imaginary part)	21.378187
Conductivity (S/m)	0.938883
Variation (%)	0.190000
Crest Factor:	1.0
Probe Conversion factor	5.65
E-Field Probe:	SSE5 (SN 07/15 EP248)
Area Scan	dx=8mm dy=8mm, h= 5.00 mm
ZoomScan	5x5x7,dx=8mm dy=8mm dz=5mm,Complete/ndx=8mm dy=8mm, h= 5.00 mm
Phantom	Validation plane
Device Position	Body back(10mm)
Band	BAND5 WCDMA850
SURFACE SAR	**VOLUME SAR**
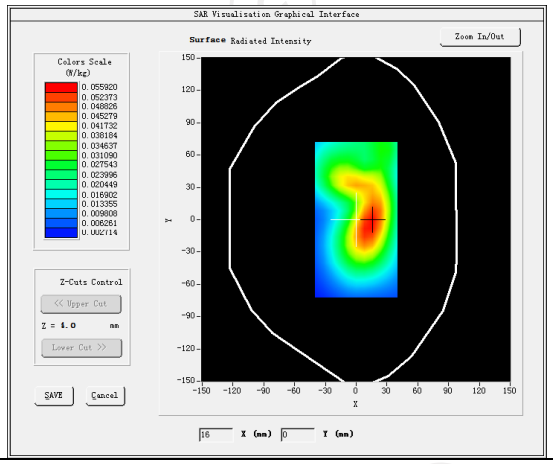	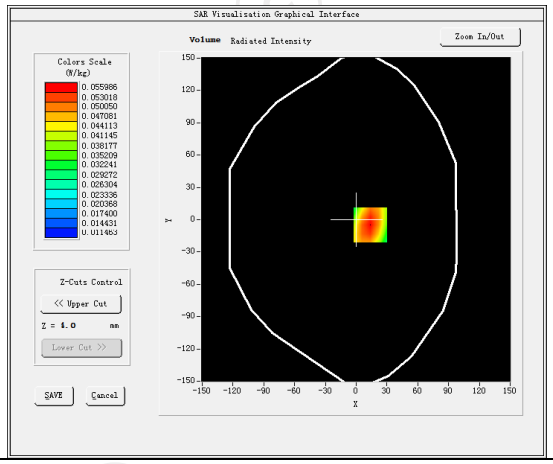
Maximum location: X=14.00, Y=-5.00 SAR Peak: 0.07 W/kg	
SAR 10g (W/Kg)	0.037479
SAR 1g (W/Kg)	0.053552
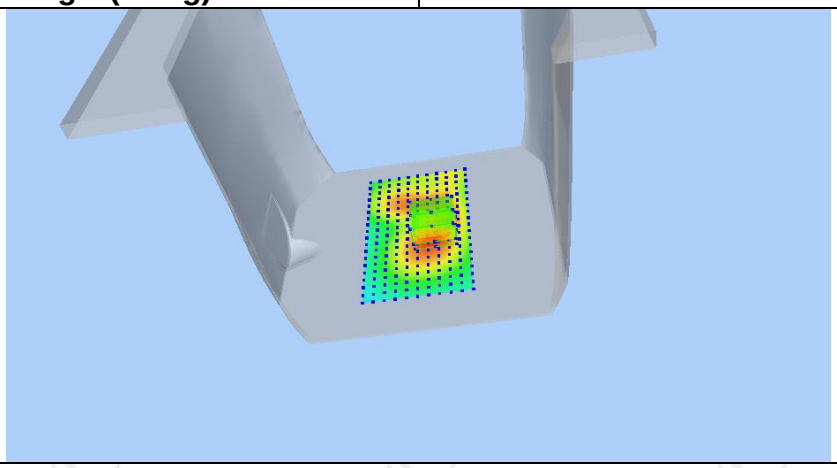	

Z (mm)	0.00	4.00	9.00	14.00	19.00
SAR (W/Kg)	0.0706	0.0560	0.0417	0.0311	0.0232

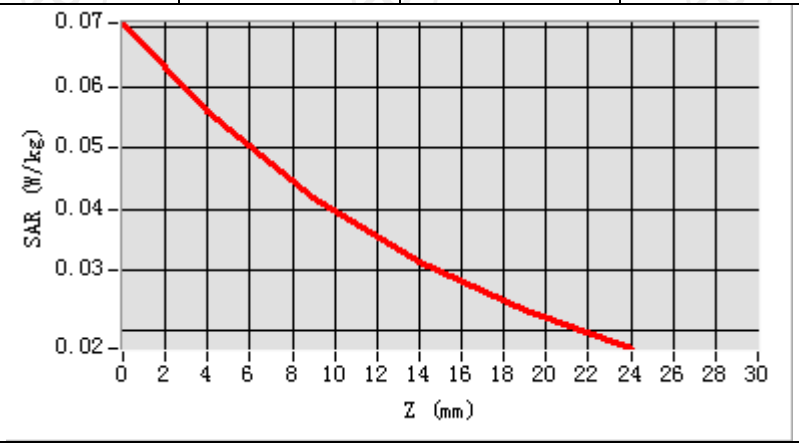

Hot spot position

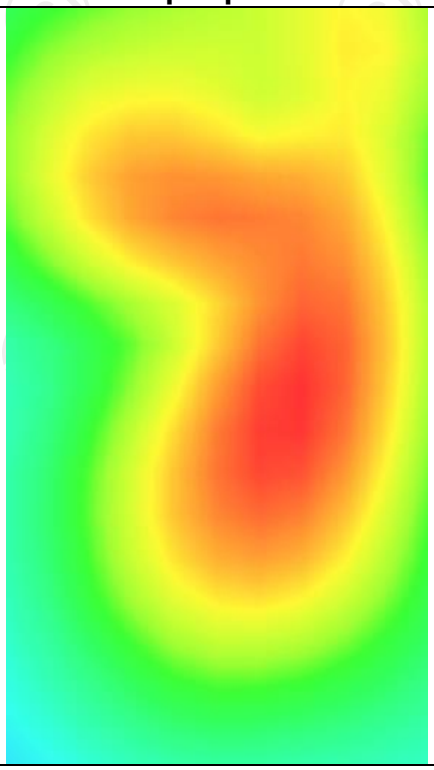

MEASUREMENT 3	
Middle Band SAR (Channel 4182):	Date: 03/14/2018
Frequency (MHz)	836.400000
Relative permittivity (real part)	55.242077
Relative permittivity (imaginary part)	21.378187
Conductivity (S/m)	0.938883
Variation (%)	-0.570000
Crest Factor:	1.0
Probe Conversion factor	5.65
E-Field Probe:	SSE5 (SN 07/15 EP248)
Area Scan	dx=8mm dy=8mm, h= 5.00 mm
ZoomScan	5x5x7,dx=8mm dy=8mm dz=5mm,Complete/ndx=8mm dy=8mm, h= 5.00 mm
Phantom	Validation plane
Device Position	Body back(10mm)
Band	BAND5 WCDMA850(hotspot)
SURFACE SAR	**VOLUME SAR**
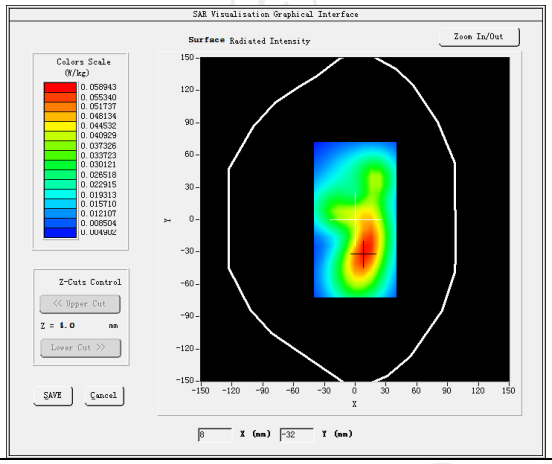	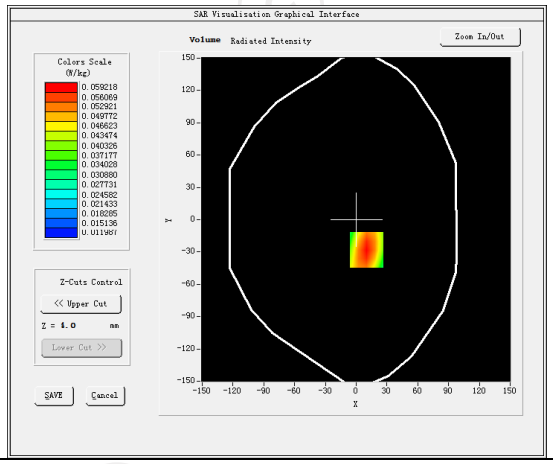
Maximum location: X=10.00, Y=-28.00 SAR Peak: 0.08 W/kg	
SAR 10g (W/Kg)	0.039146
SAR 1g (W/Kg)	0.056492
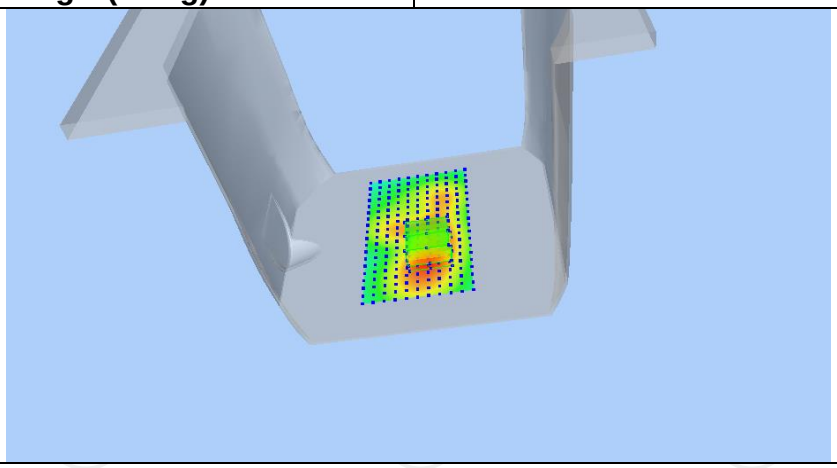	

Z (mm)	0.00	4.00	9.00	14.00	19.00
SAR (W/Kg)	0.0758	0.0592	0.0433	0.0318	0.0235

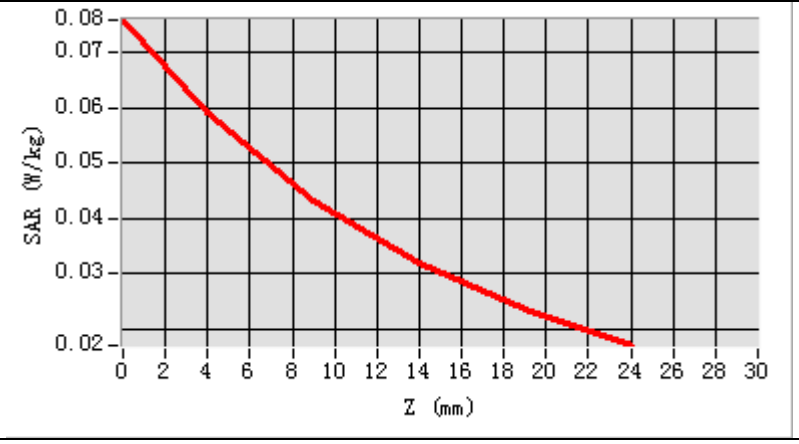

Hot spot position

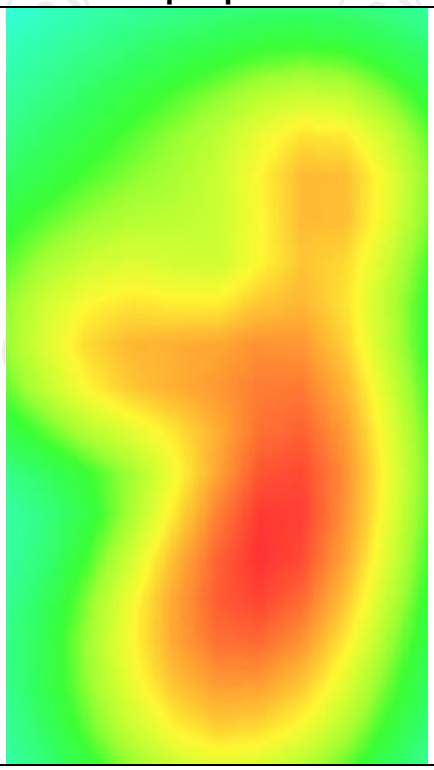

LTE Band 2

MEASUREMENT 1	
Higher Band SAR (Channel 19193):	Date: 03/22/2018
Frequency (MHz)	1909.300000
Relative permittivity (real part)	39.073664
Relative permittivity (imaginary part)	12.607039
Conductivity (S/m)	1.380488
Variation (%)	0.430000
Crest Factor	1.0
Probe Conversion factor	4.85
E-Field Probe:	SSE5 (SN 07/15 EP248)
Area Scan	dx=8mm dy=8mm, h= 5.00 mm
ZoomScan	5x5x7,dx=8mm dy=8mm dz=5mm,Complete/ndx=8mm dy=8mm, h= 5.00 mm
Phantom	Left head
Device Position	Cheek
Band	LTE band 2 (1 RB#3)
SURFACE SAR	**VOLUME SAR**
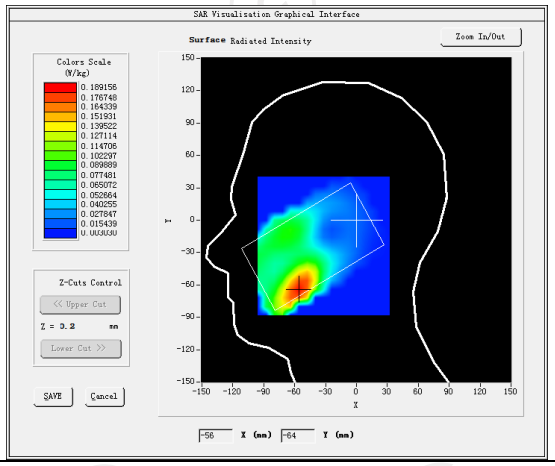	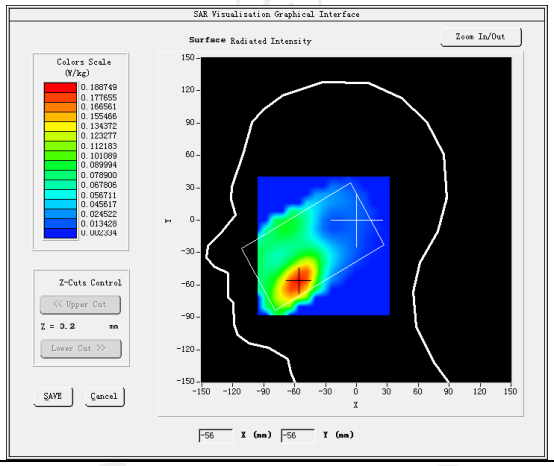
Maximum location: X=-56.00, Y=-64.00 SAR Peak: 0.19 W/kg	
SAR 10g (W/Kg)	0.017862
SAR 1g (W/Kg)	0.044062

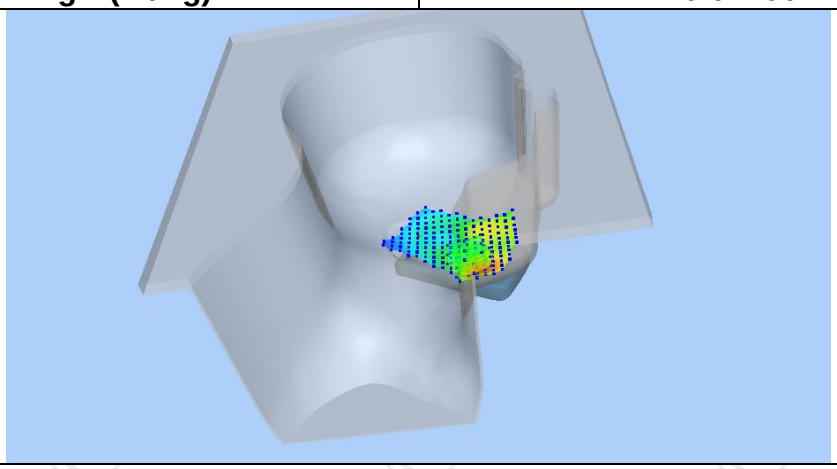

Z (mm)	0.00	4.00	9.00	14.00	19.00
SAR (W/Kg)	0.1842	0.0986	0.0427	0.0231	0.0129

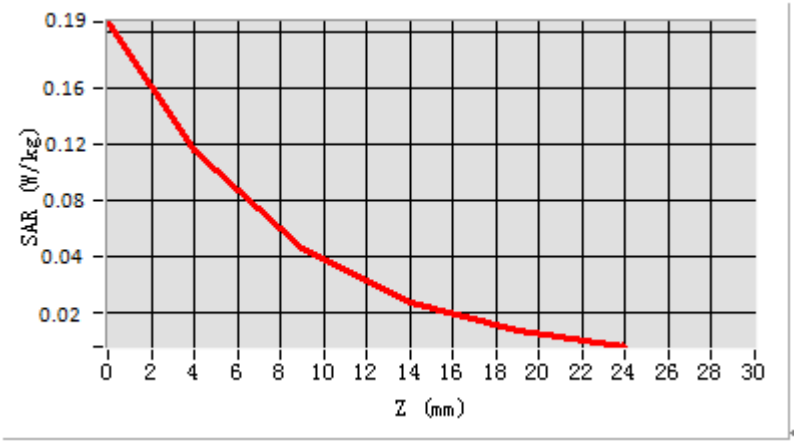

Hot spot position

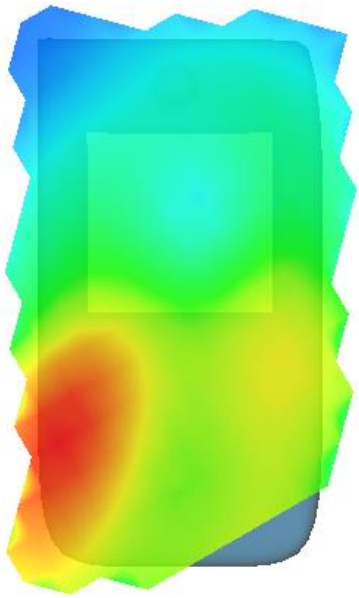

MEASUREMENT 2	
Higher Band SAR (Channel 19193):	Date: 03/22/2018
Frequency (MHz)	1909.300000
Relative permittivity (real part)	53.294140
Relative permittivity (imaginary part)	14.329478
Conductivity (S/m)	1.527312
Variation (%)	-0.830000
Crest Factor	1.0
Probe Conversion factor	5.01
E-Field Probe:	SSE5 (SN 07/15 EP248)
Area Scan	dx=8mm dy=8mm, h= 5.00 mm
ZoomScan	5x5x7,dx=8mm dy=8mm dz=5mm,Complete/ndx=8mm dy=8mm, h= 5.00 mm
Phantom	Validation plane
Device Position	Body back(10mm)
Band	LTE band 2 (1 RB#3)
SURFACE SAR	**VOLUME SAR**
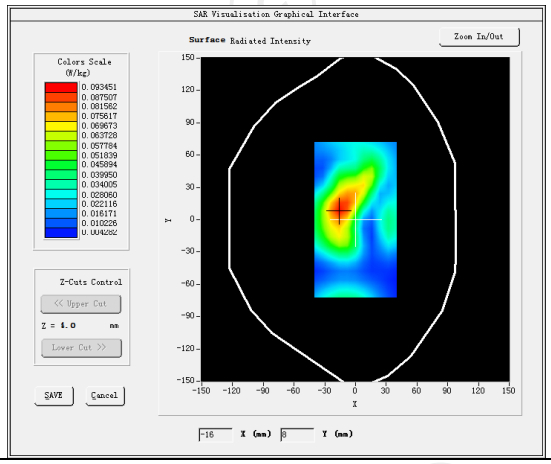	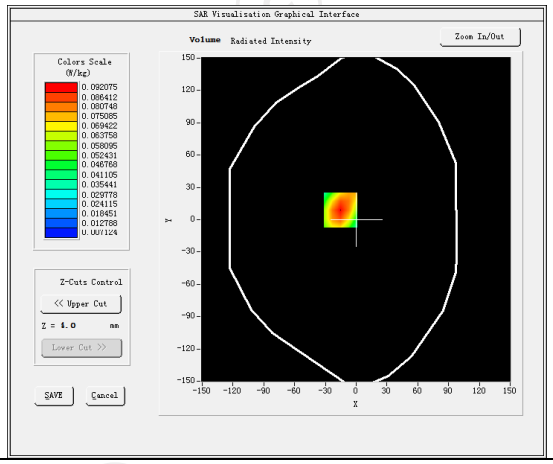
Maximum location: X=-15.00, Y=9.00 SAR Peak: 0. 22 W/kg	
SAR 10g (W/Kg)	0.073849
SAR 1g (W/Kg)	0.130887
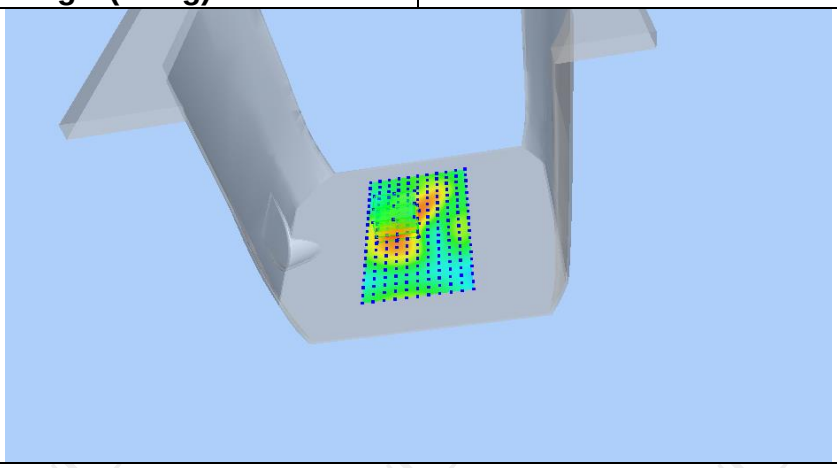	

Z (mm)	0.00	4.00	9.00	14.00	19.00
SAR (W/Kg)	0.2272	0.1559	0.0960	0.0595	0.0377

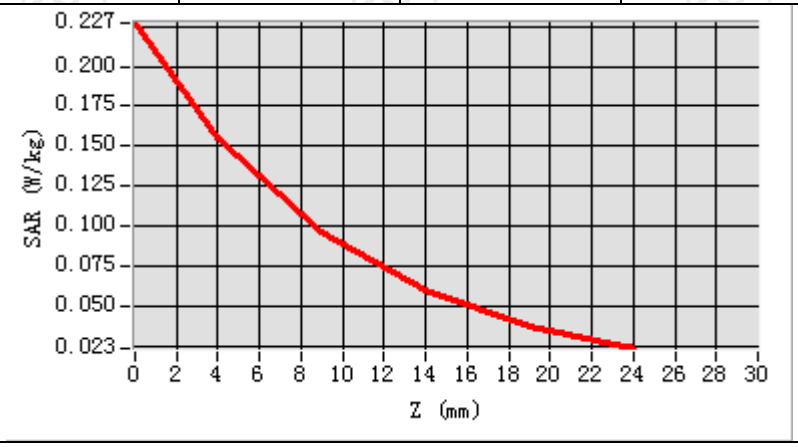

Hot spot position

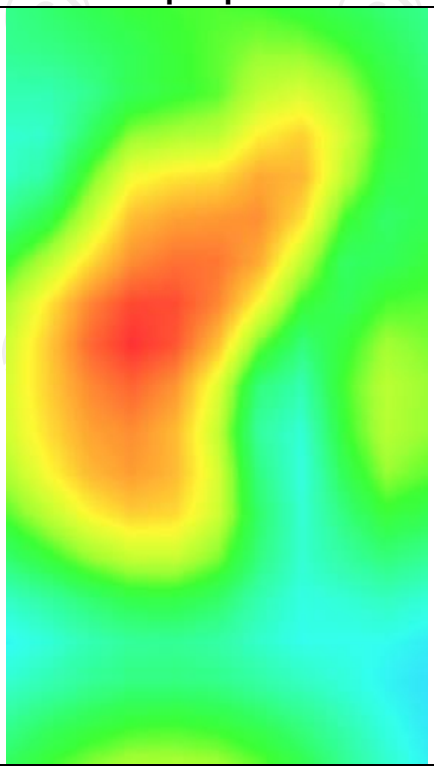

MEASUREMENT 3	
Higher Band SAR (Channel 19193):	Date: 03/22/2018
Frequency (MHz)	1909.300000
Relative permittivity (real part)	53.294140
Relative permittivity (imaginary part)	14.329478
Conductivity (S/m)	1.527312
Variation (%)	-0.550000
Crest Factor	1.0
Probe Conversion factor	5.01
E-Field Probe:	SSE5 (SN 07/15 EP248)
Area Scan	dx=8mm dy=8mm, h= 5.00 mm
ZoomScan	5x5x7,dx=8mm dy=8mm dz=5mm,Complete/ndx=8mm dy=8mm, h= 5.00 mm
Phantom	Validation plane
Device Position	Body bottom (hotspot 10mm)
Band	LTE band 2 (1 RB#3)
SURFACE SAR	**VOLUME SAR**
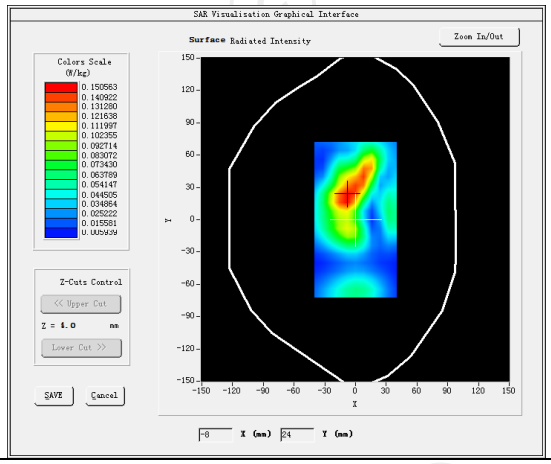	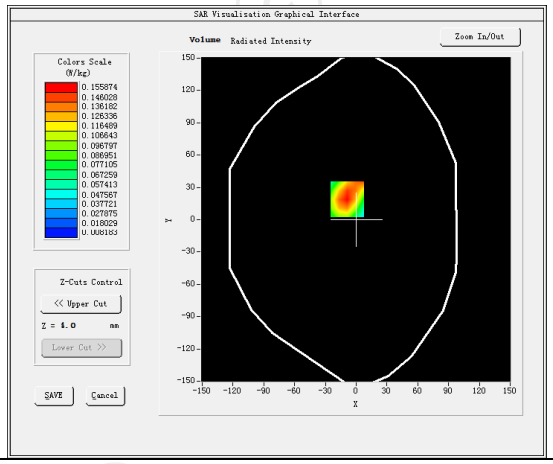
Maximum location: X=-9.00, Y=19.00 SAR Peak: 0.23 W/kg	
SAR 10g (W/Kg)	0.087086
SAR 1g (W/Kg)	0.147186

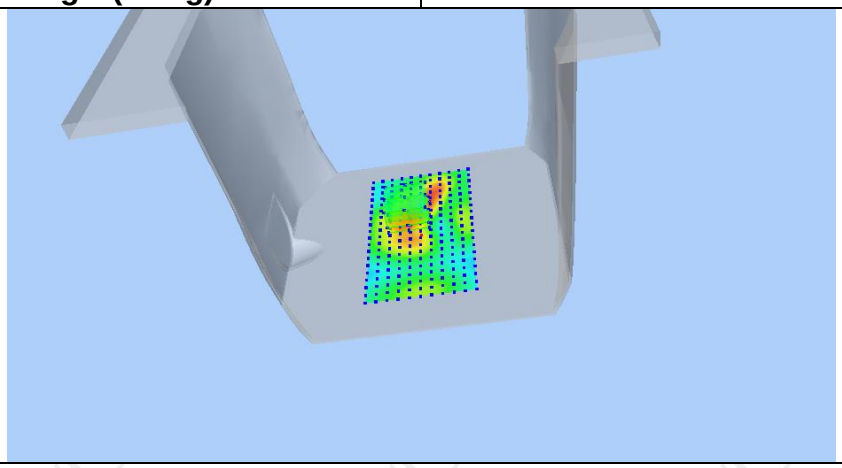

Z (mm)	0.00	4.00	9.00	14.00	19.00
SAR (W/Kg)	0.2279	0.1561	0.0964	0.0597	0.0379

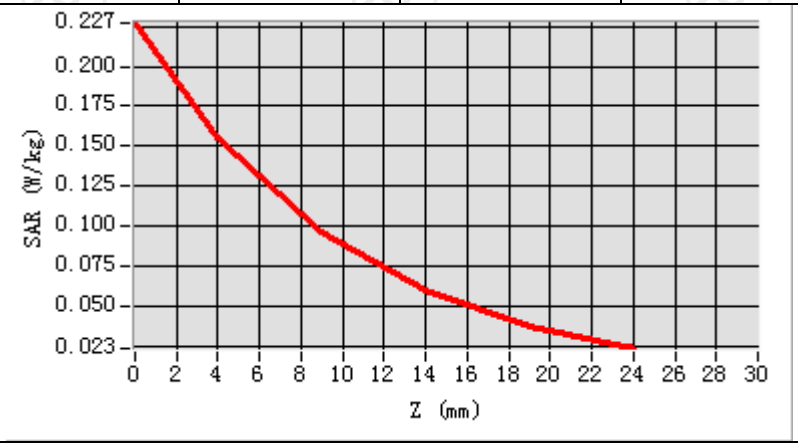

Hot spot position

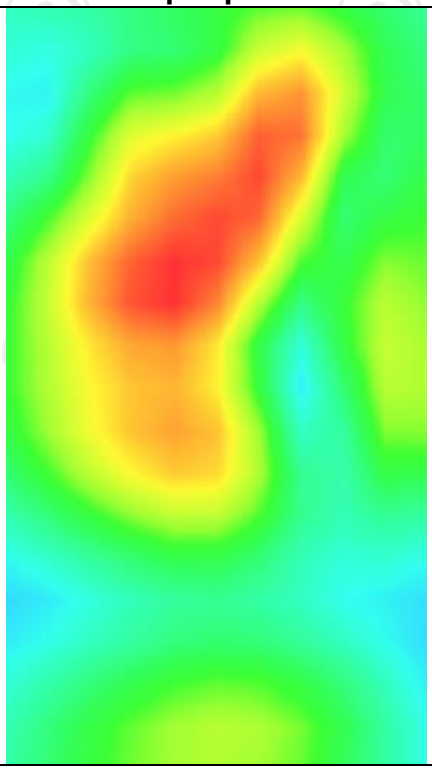

LTE Band 4

MEASUREMENT 1	
Lower Band SAR (Channel 20050):	Date: 03/19/2018
Frequency (MHz)	1720.000000
Relative permittivity (real part)	39.101249
Relative permittivity (imaginary part)	12.468850
Conductivity (S/m)	1.350792
Variation (%)	-0.620000
Crest Factor	1.0
Probe Conversion factor	4.38
E-Field Probe:	SSE5 (SN 07/15 EP248)
Area Scan	dx=8mm dy=8mm, h= 5.00 mm
ZoomScan	5x5x7,dx=8mm dy=8mm dz=5mm,Complete/ndx=8mm dy=8mm, h= 5.00 mm
Phantom	Left head
Device Position	Cheek
Band	LTE band 4(1 RB#0)
SURFACE SAR	**VOLUME SAR**
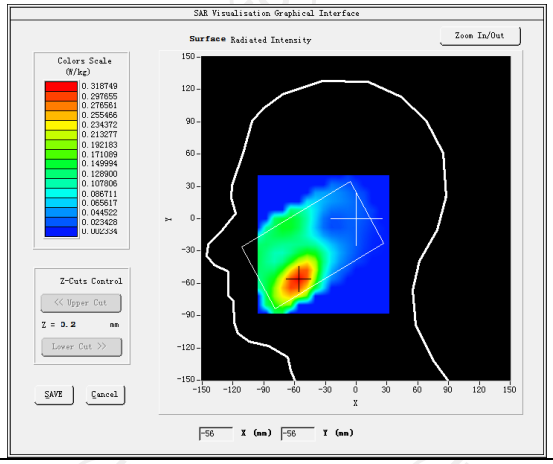	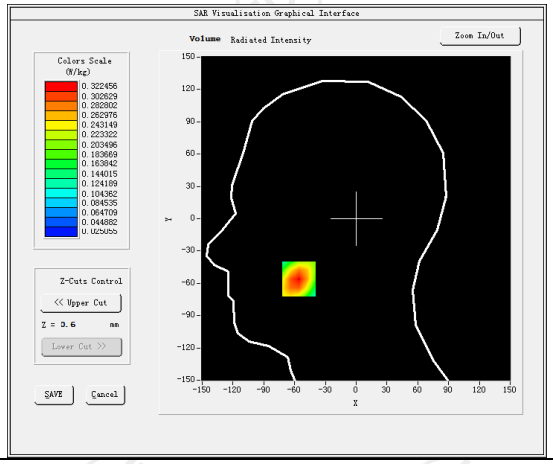
Maximum location: X=-56.00, Y=-56.00 SAR Peak: 0.44 W/kg	
SAR 10g (W/Kg)	0.096468
SAR 1g (W/Kg)	0.149027
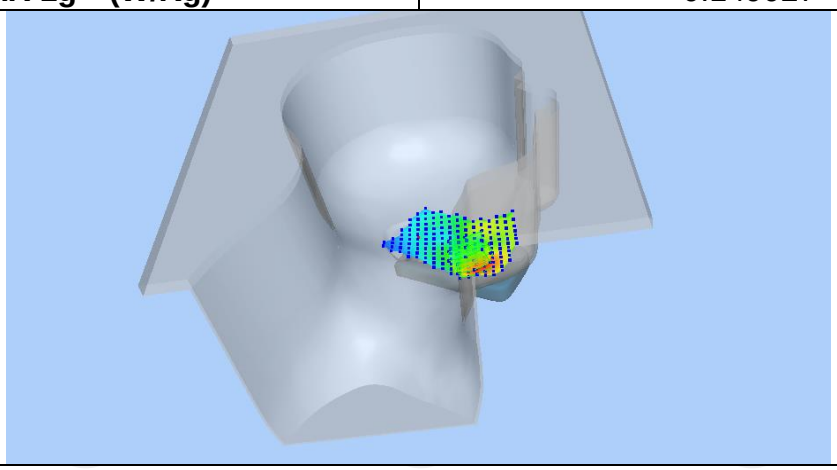	

Z (mm)	0.00	4.00	9.00	14.00	19.00
SAR (W/Kg)	0.4497	0.3225	0.2112	0.1397	0.0943

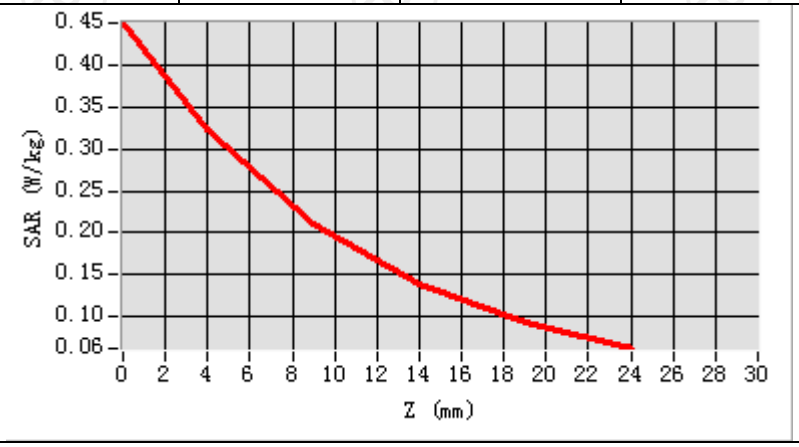

Hot spot position

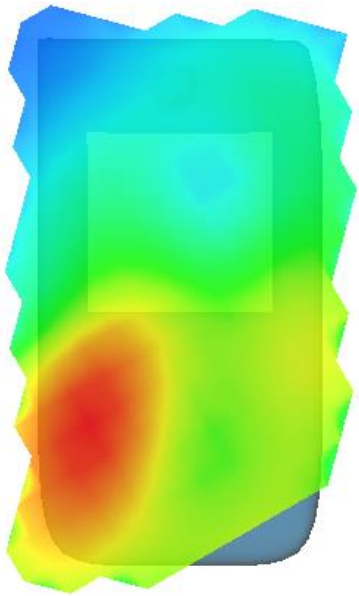

MEASUREMENT 2	
Lower Band SAR (Channel 20050):	Date: 03/19/2018
Frequency (MHz)	1720.000000
Relative permittivity (real part)	53.321249
Relative permittivity (imaginary part)	12.468850
Conductivity (S/m)	1.502592
Variation (%)	-1.550000
Crest Factor	1.0
Probe Conversion factor	4.52
E-Field Probe:	SSE5 (SN 07/15 EP248)
Area Scan	dx=8mm dy=8mm, h= 5.00 mm
ZoomScan	5x5x7,dx=8mm dy=8mm dz=5mm,Complete/ndx=8mm dy=8mm, h= 5.00 mm
Phantom	Validation plane
Device Position	Body back(10mm)
Band	LTE band 4(1 RB#0)
SURFACE SAR	**VOLUME SAR**
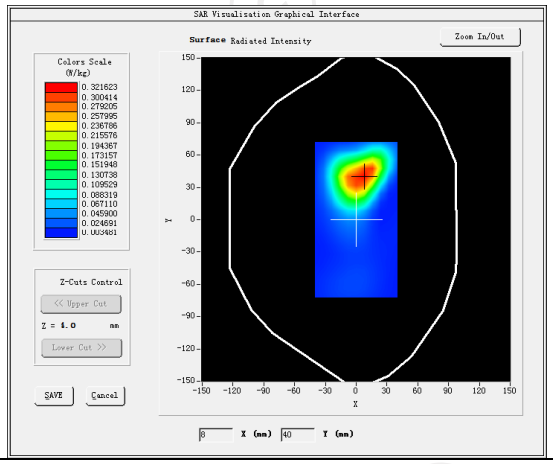	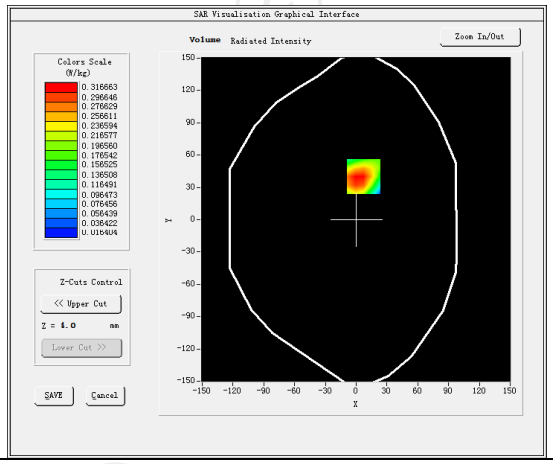
Maximum location: X=7.00, Y=40.00 SAR Peak: 0.44 W/kg	
SAR 10g (W/Kg)	0.172367
SAR 1g (W/Kg)	0.294704
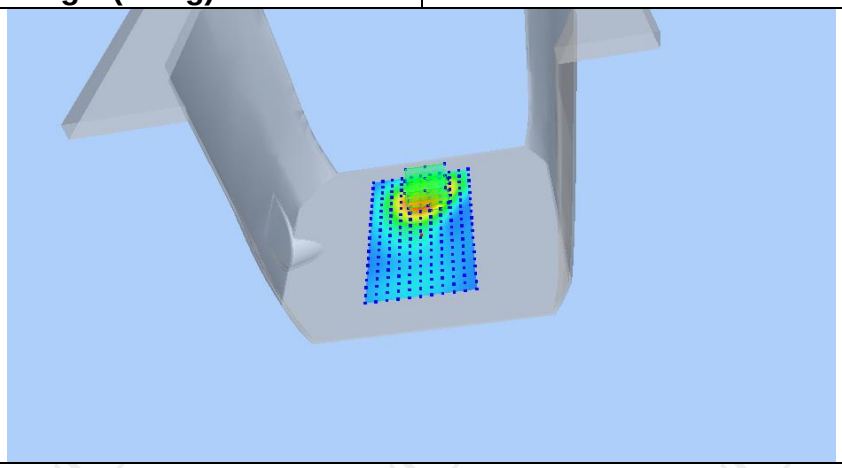	

Z (mm)	0.00	4.00	9.00	14.00	19.00
SAR (W/Kg)	0.4310	0.3132	0.2053	0.1354	0.0919

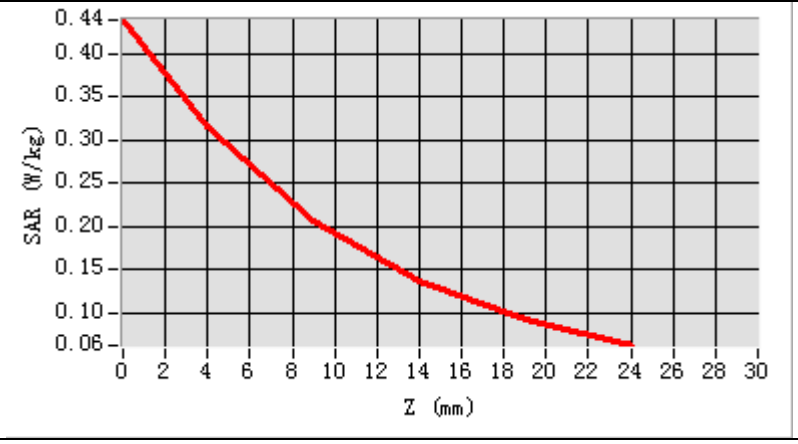

Hot spot position

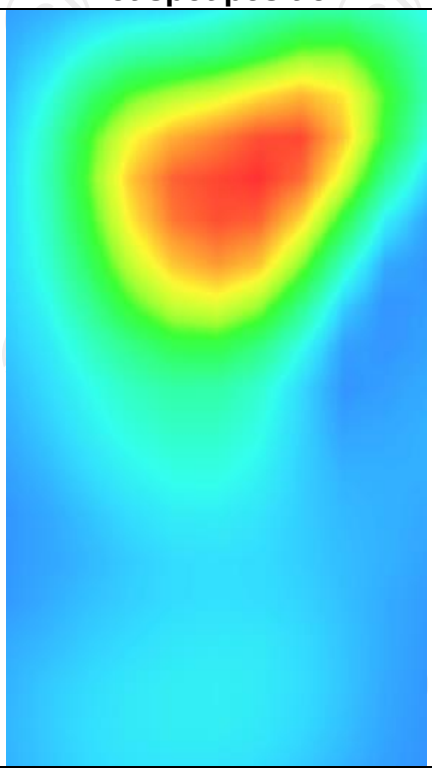

MEASUREMENT 3	
Lower Band SAR (Channel 20050):	Date: 03/19/2018
Frequency (MHz)	1720.000000
Relative permittivity (real part)	53.321249
Relative permittivity (imaginary part)	12.468850
Conductivity (S/m)	1.502592
Variation (%)	-0.840000
Crest Factor	1.0
Probe Conversion factor	4.52
E-Field Probe:	SSE5 (SN 07/15 EP248)
Area Scan	dx=8mm dy=8mm, h= 5.00 mm
ZoomScan	5x5x7,dx=8mm dy=8mm dz=5mm,Complete/ndx=8mm dy=8mm, h= 5.00 mm
Phantom	Validation plane
Device Position	Body front(hotspot 10mm)
Band	LTE band 4(1 RB#0)
SURFACE SAR	**VOLUME SAR**
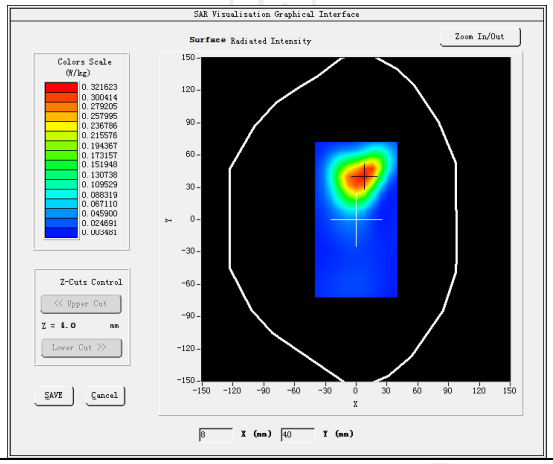	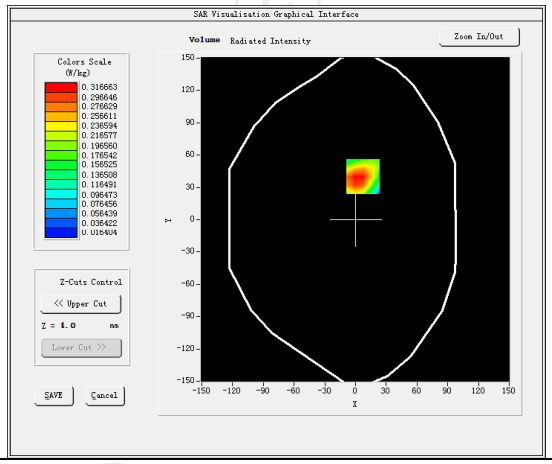
Maximum location: X=7.00, Y=40.00 SAR Peak: 0.46 W/kg	
SAR 10g (W/Kg)	0.186987
SAR 1g (W/Kg)	0.306145
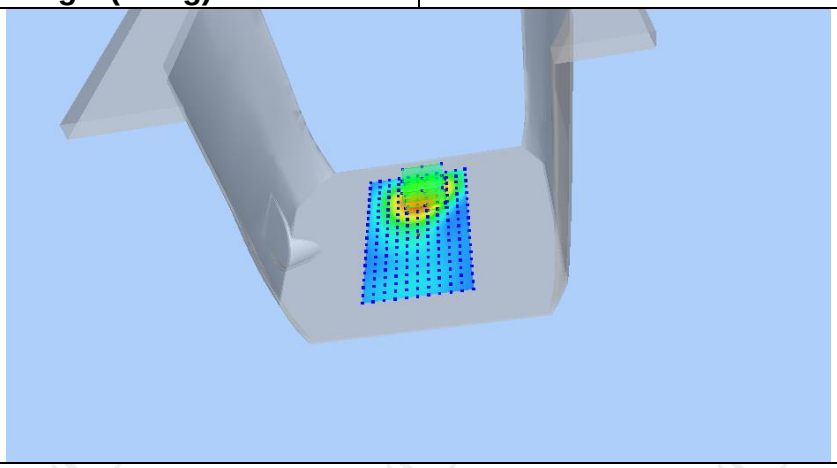	

Z (mm)	0.00	4.00	9.00	14.00	19.00
SAR (W/Kg)	0.4392	0.3149	0.2064	0.1367	0.0925

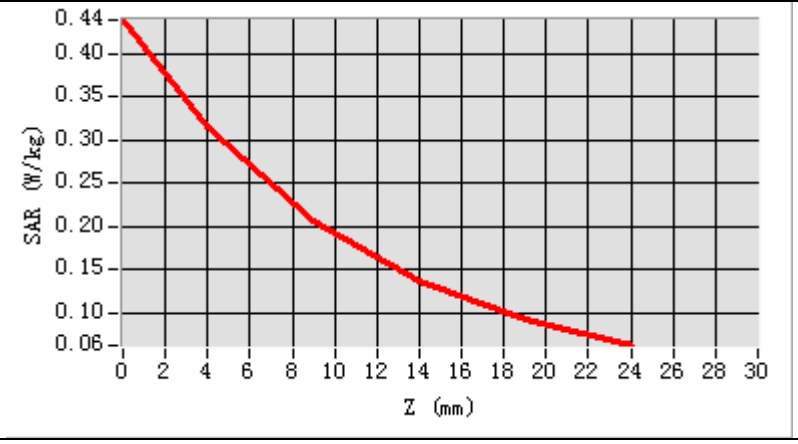

Hot spot position

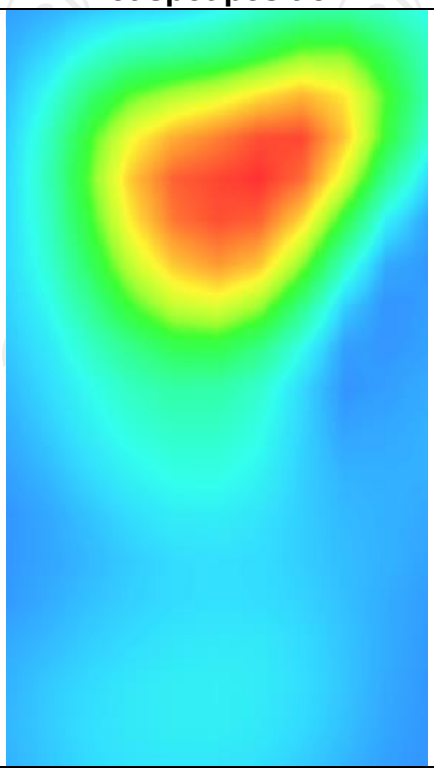

LTE Band 5

MEASUREMENT 1	
Lower Band SAR (Channel 20425):	Date: 03/14/2018
Frequency (MHz)	826.500000
Relative permittivity (real part)	41.432964
Relative permittivity (imaginary part)	12.468361
Conductivity (S/m)	0.863910
Variation (%)	-0.170000
Crest Factor	1.0
Probe Conversion factor	4.38
E-Field Probe:	SSE5 (SN 07/15 EP248)
Area Scan	dx=8mm dy=8mm, h= 5.00 mm
ZoomScan	5x5x7,dx=8mm dy=8mm dz=5mm,Complete/ndx=8mm dy=8mm, h= 5.00 mm
Phantom	Right head
Device Position	Cheek
Band	LTE band 5(1 RB#0)
SURFACE SAR	**VOLUME SAR**
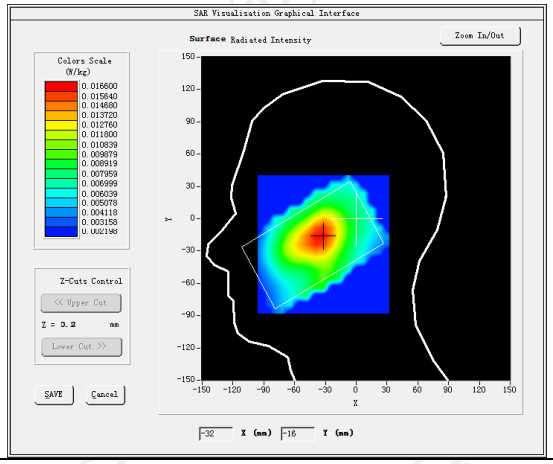	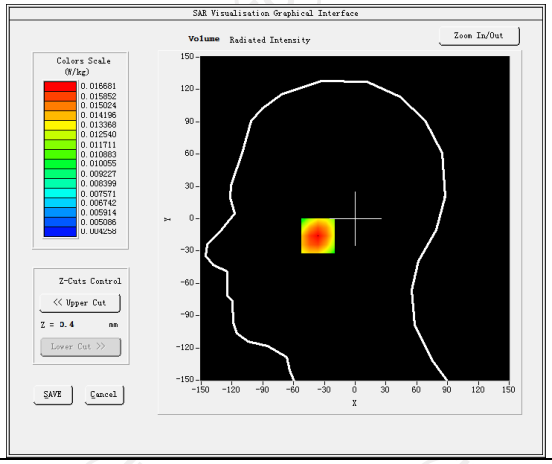
Maximum location: X=-34.00, Y=-16.00 SAR Peak: 0.02 W/kg	
SAR 10g (W/Kg)	0.011938
SAR 1g (W/Kg)	0.016066
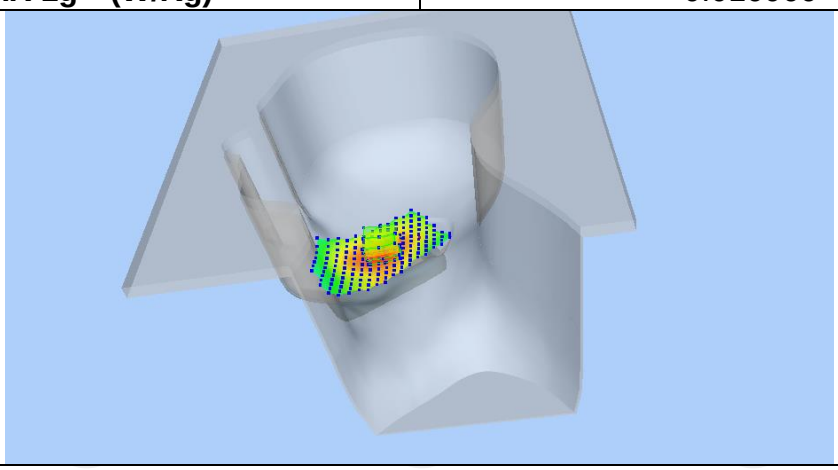	

Z (mm)	0.00	4.00	9.00	14.00	19.00
SAR (W/Kg)	0.0202	0.0167	0.0131	0.0103	0.0081

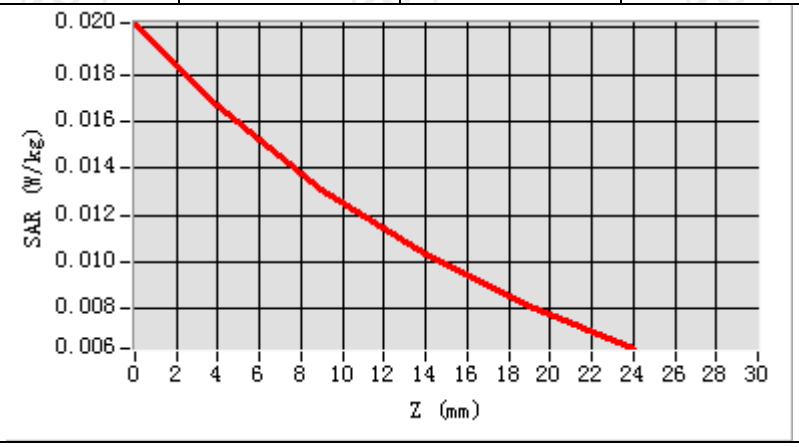

Hot spot position

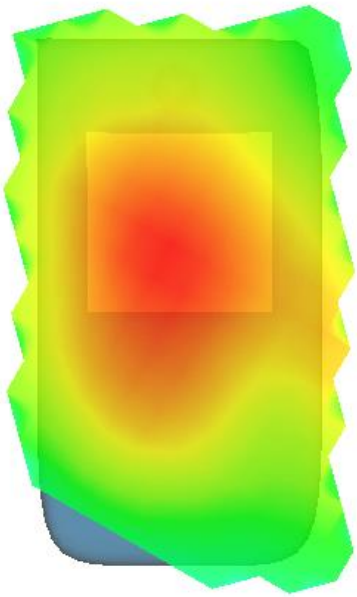

MEASUREMENT 2	
Lower Band SAR (Channel 20425):	Date: 03/14/2018
Frequency (MHz)	826.500000
Relative permittivity (real part)	55.263771
Relative permittivity (imaginary part)	12.468320
Conductivity (S/m)	0.933843
Variation (%)	-1.560000
Crest Factor	1.0
Probe Conversion factor	4.52
E-Field Probe:	SSE5 (SN 07/15 EP248)
Area Scan	dx=8mm dy=8mm, h= 5.00 mm
ZoomScan	5x5x7,dx=8mm dy=8mm dz=5mm,Complete/ndx=8mm dy=8mm, h= 5.00 mm
Phantom	Validation plane
Device Position	Body back(10mm)
Band	LTE band 5(1 RB#0)
SURFACE SAR	**VOLUME SAR**
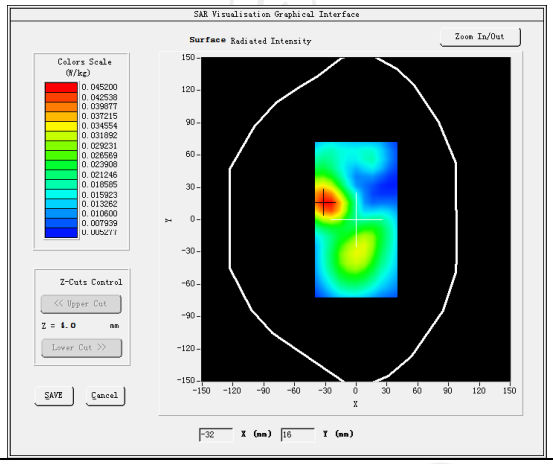	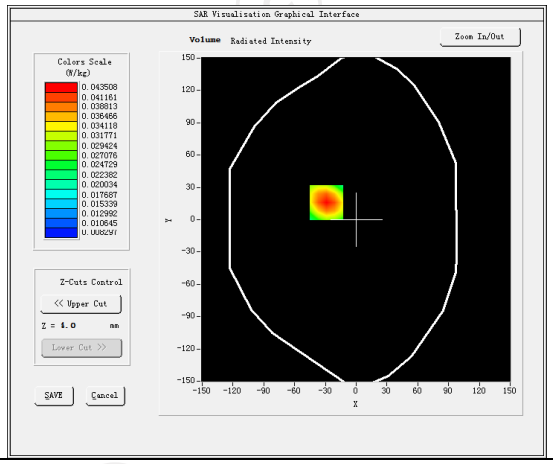
Maximum location: X=-29.00, Y=16.00 SAR Peak: 0.06 W/kg	
SAR 10g (W/Kg)	0.028949
SAR 1g (W/Kg)	0.041683
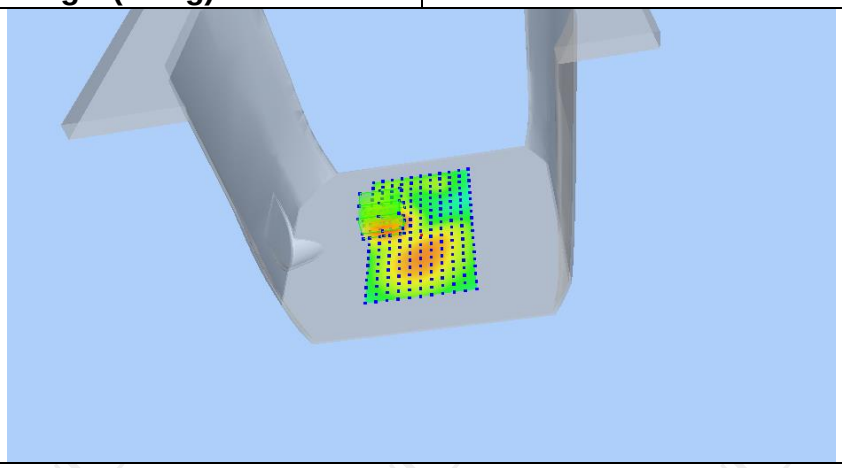	

Z (mm)	0.00	4.00	9.00	14.00	19.00
SAR (W/Kg)	0.0563	0.0435	0.0317	0.0236	0.0181

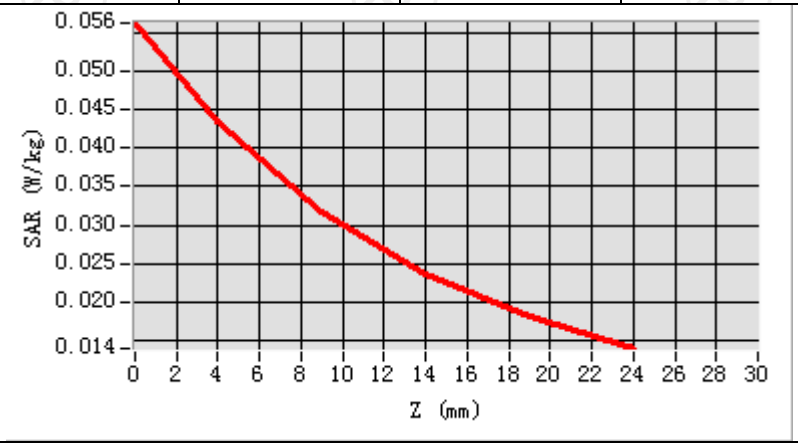

Hot spot position

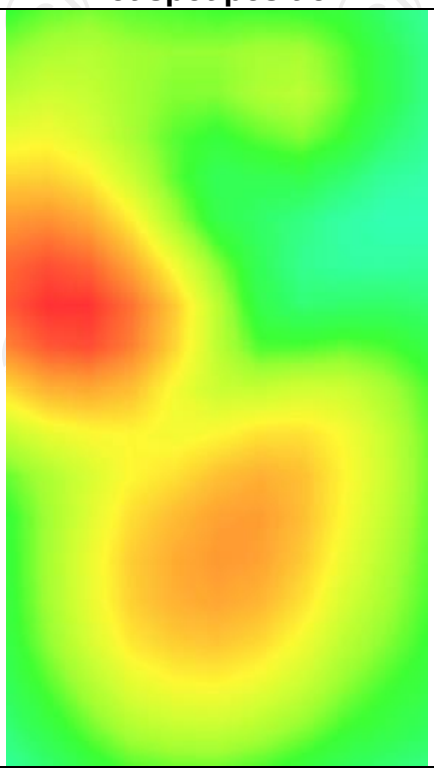

MEASUREMENT 3	
Lower Band SAR (Channel 20425):	Date: 03/14/2018
Frequency (MHz)	826.500000
Relative permittivity (real part)	55.263771
Relative permittivity (imaginary part)	12.468320
Conductivity (S/m)	0.933843
Variation (%)	2.010000
Crest Factor	1.0
Probe Conversion factor	4.52
E-Field Probe:	SSE5 (SN 07/15 EP248)
Area Scan	dx=8mm dy=8mm, h= 5.00 mm
ZoomScan	5x5x7,dx=8mm dy=8mm dz=5mm,Complete/ndx=8mm dy=8mm, h= 5.00 mm
Phantom	Validation plane
Device Position	Body back(hotspot 10mm)
Band	LTE band 5(1 RB#0)
SURFACE SAR	**VOLUME SAR**
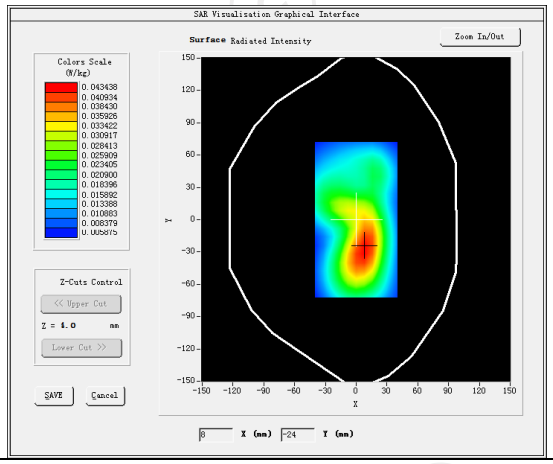	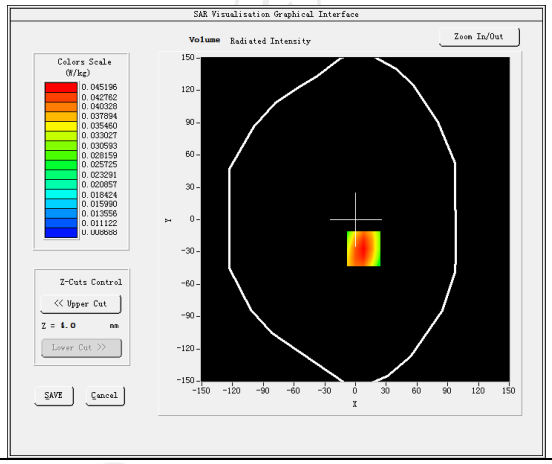
Maximum location: X=8.00, Y=-27.00 SAR Peak: 0.06 W/kg	
SAR 10g (W/Kg)	0.030143
SAR 1g (W/Kg)	0.043287
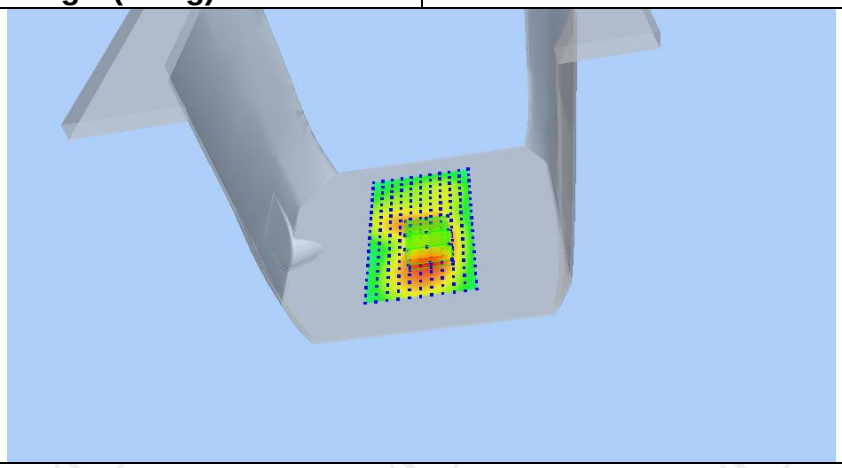	

Z (mm)	0.00	4.00	9.00	14.00	19.00
SAR (W/Kg)	0.0578	0.0452	0.0331	0.0243	0.0179

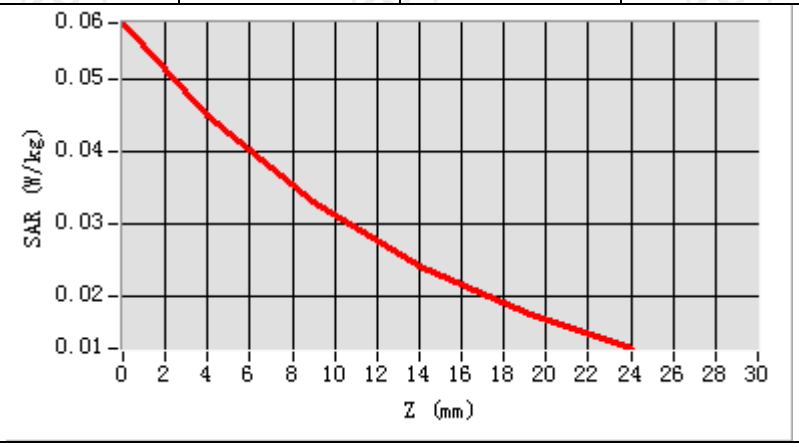

Hot spot position

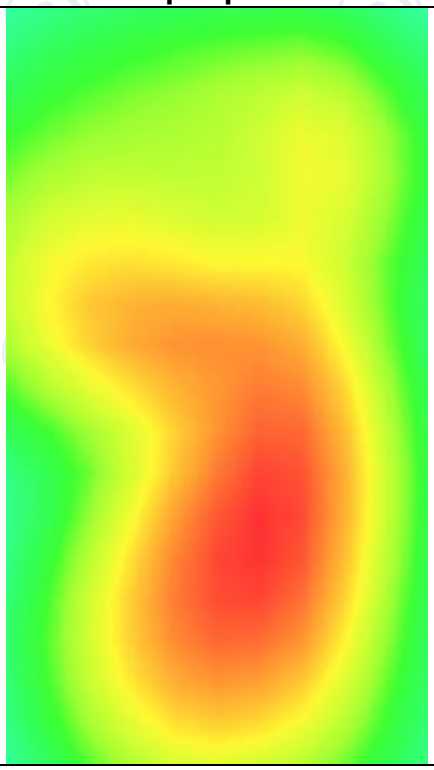

WLAN 2.4

MEASUREMENT 1	
Middle Band SAR (Channel 6):	Date: 03/27/2018
Frequency (MHz)	2437.000000
Relative permittivity (real part)	37.821613
Relative permittivity (imaginary part)	13.546980
Conductivity (S/m)	1.834111
Variation (%)	-2.050000
Crest Factor	1.0
Probe Conversion factor	4.58
E-Field Probe:	SSE5 (SN 07/15 EP248)
Area Scan	dx=8mm dy=8mm, h= 5.00 mm
ZoomScan	5x5x7,dx=8mm dy=8mm dz=5mm,Complete/ndx=8mm dy=8mm, h= 5.00 mm
Phantom	Right head
Device Position	Cheek
Band	IEEE 802.11b ISM
SURFACE SAR	**VOLUME SAR**
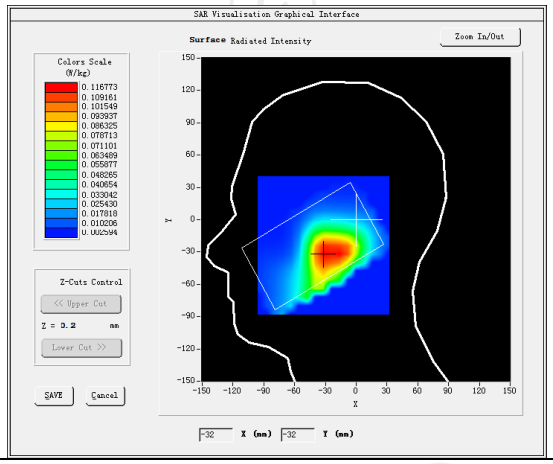	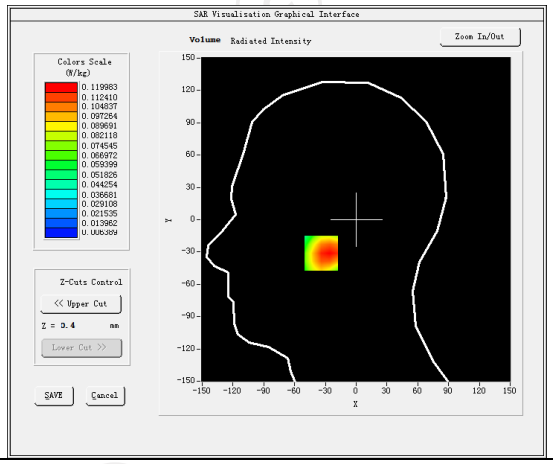
Maximum location: X=-29.00, Y=-31.00 SAR Peak: 0.19 W/kg	
SAR 10g (W/Kg)	0.066147
SAR 1g (W/Kg)	0.113296
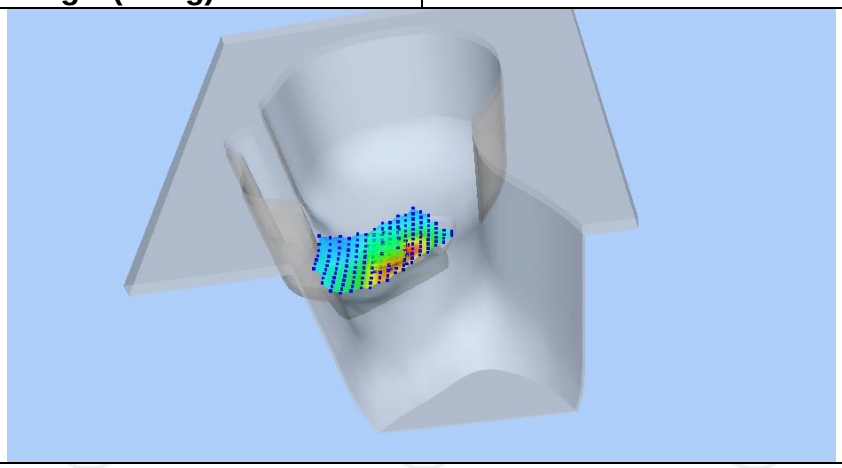	

Z (mm)	0.00	4.00	9.00	14.00	19.00
SAR (W/Kg)	0.1824	0.1157	0.0637	0.0353	0.0205

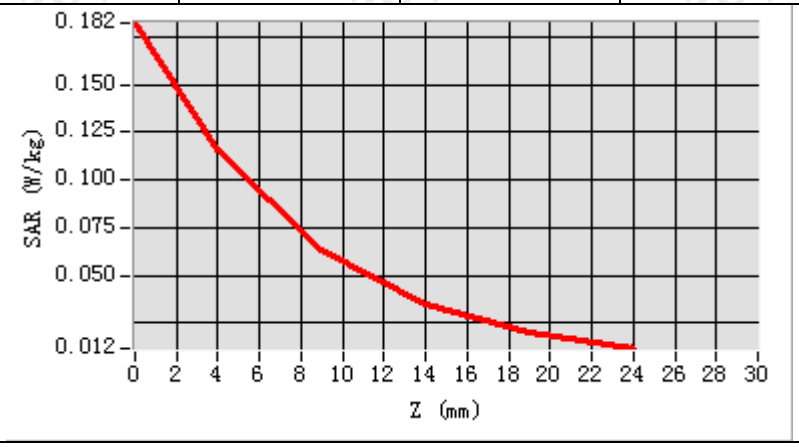

Hot spot position

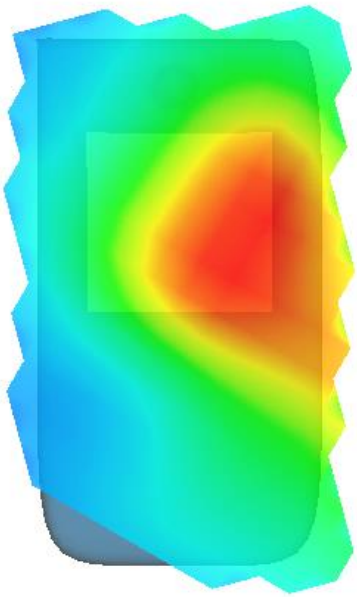

MEASUREMENT 2	
Middle Band SAR (Channel 6):	Date: 03/27/2018
Frequency (MHz)	2437.000000
Relative permittivity (real part)	54.616199
Relative permittivity (imaginary part)	14.930150
Conductivity (S/m)	2.012159
Variation (%)	-0.310000
Crest Factor	1.0
Probe Conversion factor	4.70
E-Field Probe:	SSE5 (SN 07/15 EP248)
Area Scan	dx=8mm dy=8mm, h= 5.00 mm
ZoomScan	5x5x7,dx=8mm dy=8mm dz=5mm,Complete/ndx=8mm dy=8mm, h= 5.00 mm
Phantom	Validation plane
Device Position	Body back(10mm)
Band	IEEE 802.11b ISM
SURFACE SAR	**VOLUME SAR**
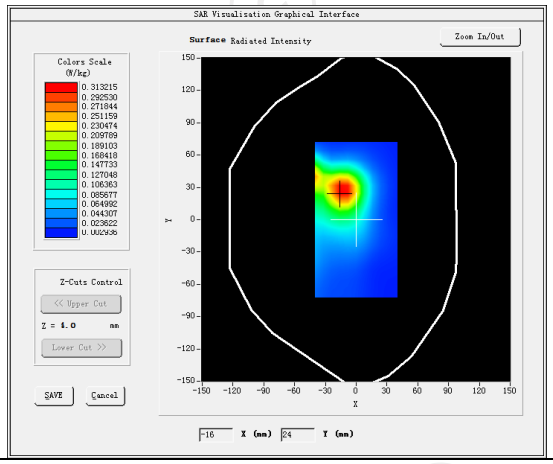	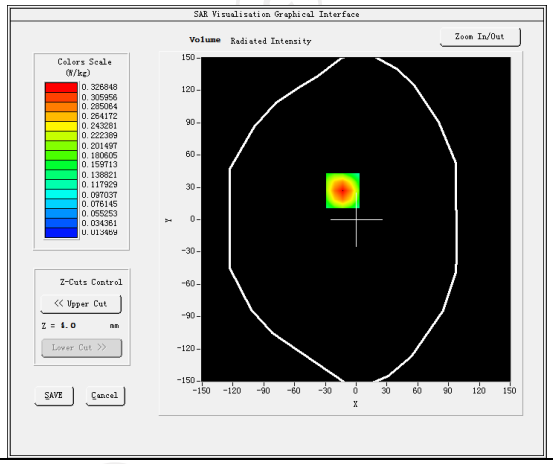
Maximum location: X=-13.00, Y=27.00 SAR Peak: 0.51 W/kg	
SAR 10g (W/Kg)	0.115433
SAR 1g (W/Kg)	0.231327
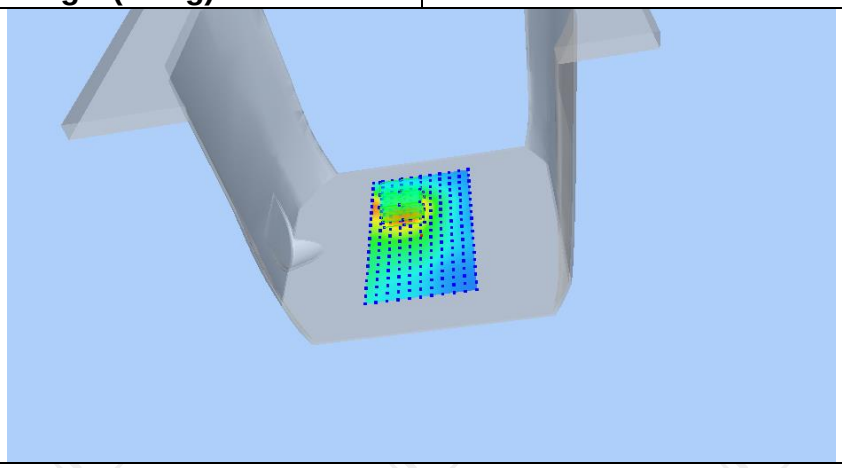	

Z (mm)	0.00	4.00	9.00	14.00	19.00
SAR (W/Kg)	0.5094	0.3268	0.1822	0.1010	0.0573

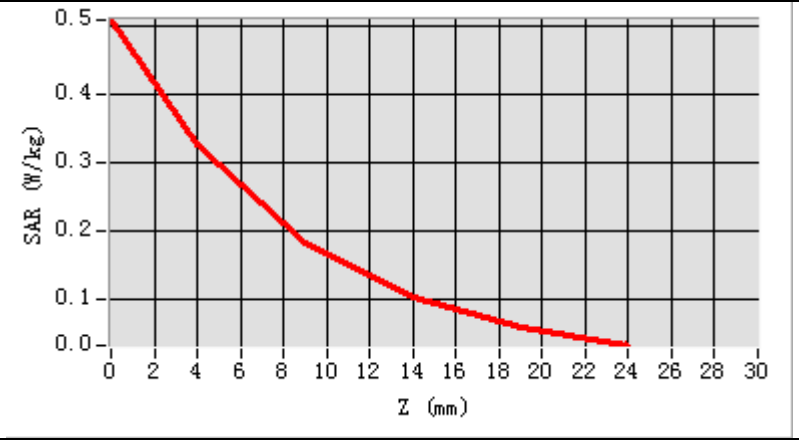

Hot spot position

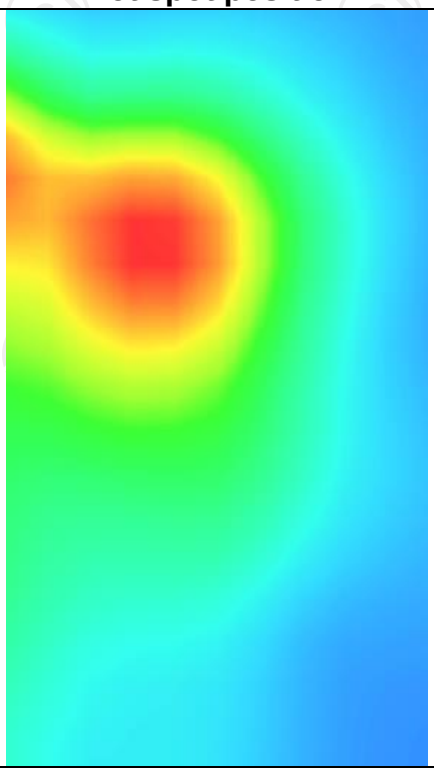

MEASUREMENT 3	
Middle Band SAR (Channel 6):	Date: 03/27/2018
Frequency (MHz)	2437.000000
Relative permittivity (real part)	54.616199
Relative permittivity (imaginary part)	14.930150
Conductivity (S/m)	2.012159
Variation (%)	-0.440000
Crest Factor	1.0
Probe Conversion factor	4.70
E-Field Probe:	SSE5 (SN 07/15 EP248)
Area Scan	dx=8mm dy=8mm, h= 5.00 mm
ZoomScan	5x5x7,dx=8mm dy=8mm dz=5mm,Complete/ndx=8mm dy=8mm, h= 5.00 mm
Phantom	Validation plane
Device Position	Body back(10mm)
Band	IEEE 802.11b ISM(hotspot)
SURFACE SAR	**VOLUME SAR**
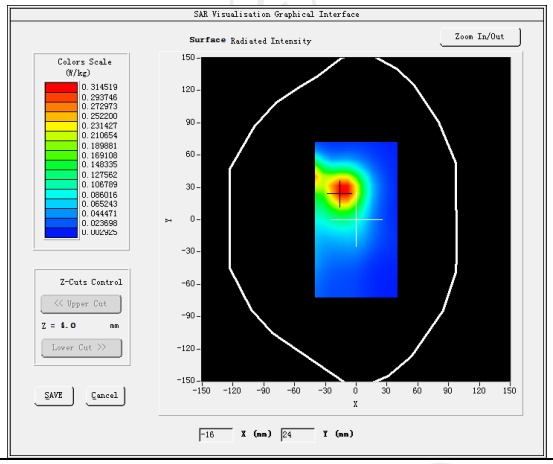	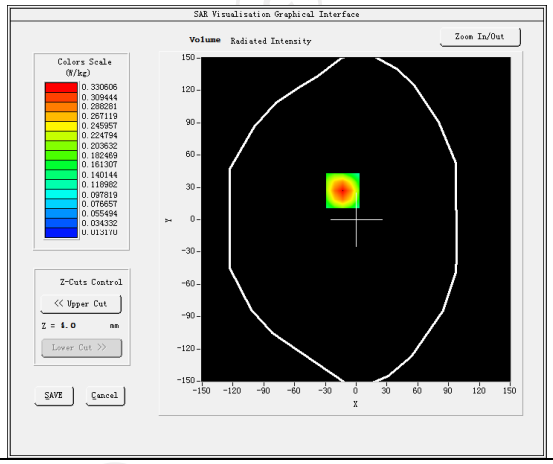
Maximum location: X=-13.00, Y=27.00 SAR Peak: 0.51 W/kg	
SAR 10g (W/Kg)	0.136351
SAR 1g (W/Kg)	0.238121
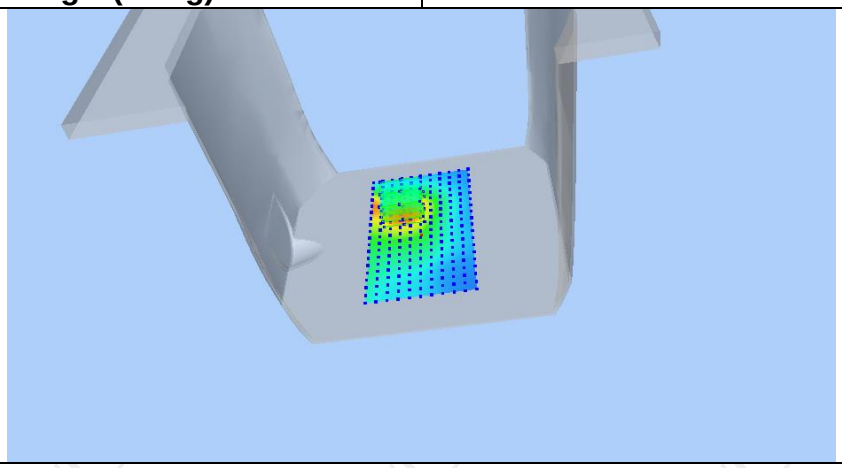	

Z (mm)	0.00	4.00	9.00	14.00	19.00
SAR (W/Kg)	0.5150	0.3306	0.1844	0.1021	0.0579

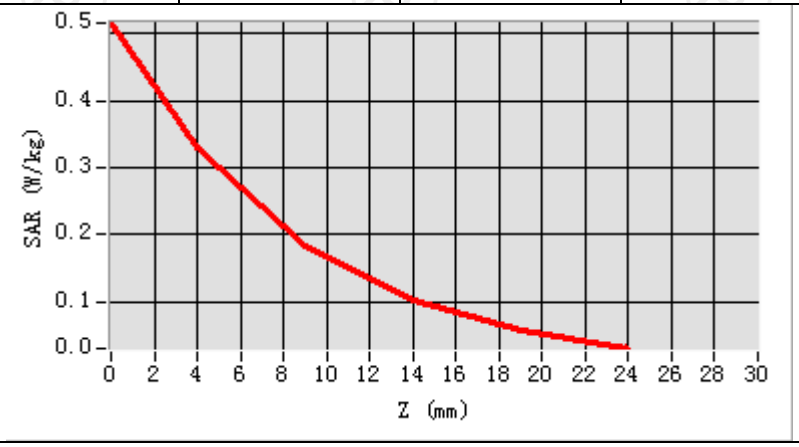
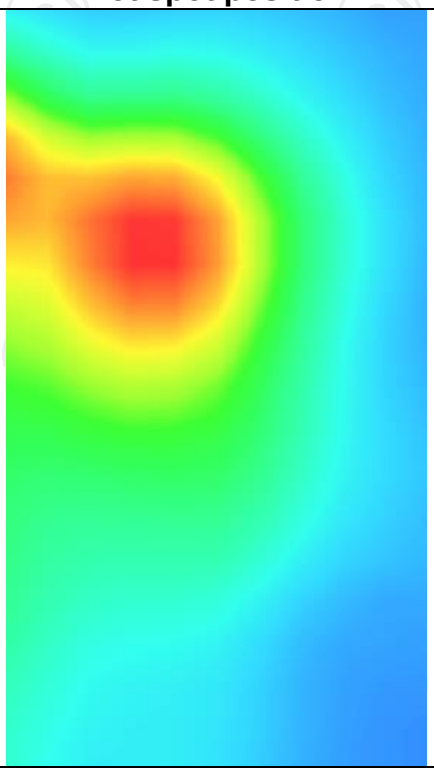
Hot spot position