

# IWC CONNECT

QUICK START GUIDE

## IWC CONNECT



Connected device for the internet of things, fitness and sleep monitoring.

FR

DE

IT

ES

PT

CN-S

CN-T

KR

JP

RU

Arabic

### **AUTHORITIES**

Regulatory notices with the registered codes and references can be found separately in the attached leaflet or is available as electronic version at: [www.iwc-connect.com](http://www.iwc-connect.com)



Please carefully read the instructions in this Quick Start Guide before using this product.

FR

DE

IT

ES

PT

CN-S

CN-T

KR

JP

RU

Arabic



Manufacturer's warranty available at  
[www.iwc-connect.com](http://www.iwc-connect.com)

FR

DE

IT

ES

PT

CN-S

CN-T

KR

JP

RU

Arabic



[facebook.com/iwcwatches](https://facebook.com/iwcwatches)

[twitter.com/iwc](https://twitter.com/iwc)

[youtube.com/iwcwatches](https://youtube.com/iwcwatches)

[instagram.com/iwcwatches](https://instagram.com/iwcwatches)

[www.iwc-connect.com](http://www.iwc-connect.com)

## IWC CONNECT

– 7 –

### **QUICK START GUIDE**

English

– 14 –

### **MODE D'EMPLOI**

Français

– 21 –

### **KURZANLEITUNG**

Deutsch

– 28 –

### **IT**

Italiano

– 35 –

### **ES**

Español

– 42 –

### **PT**

Português

– 49 –

### **CN-S**

Chinese simplified system

– 56 –

### **CN-T**

Chinese traditional

– 63 –

### **KR**

Korean

– 70 –

### **JP**

Japanese

– 77 –

### **RU**

Russian

– 91 –

### **ARABIC**

Arabic

## **QUICK START GUIDE**

### **INTRODUCTION / PRODUCT EXPLANATION**

We would like to congratulate you on your choice and wish you many hours of pleasure with your IWC Connect device.

This intelligent tool, which is embedded in the straps of our mechanical timepieces, is designed to give you control over certain devices connected to the Internet of Things (IoT) and provide you with fully fledged activity and sleep tracking.

The following pages will help you to get started with the device.  
More detailed information about the thinking behind the product and how to get the most out of it can be found at

**[www.iwc-connect.com](http://www.iwc-connect.com)**

### **AUTHORITIES**

Regulatory notices with the registered codes and references can be found separately in the attached leaflet or is available as electronic version at: [www.iwc-connect.com](http://www.iwc-connect.com)



## IMPORTANT SAFETY INSTRUCTIONS

- › Carefully read these instructions.
- › Keep these instructions. Follow all instructions.
- › Heed all warnings. Children safety! Small parts. Battery.
- › Only use the battery specified by the manufacturer.
- › Only use the IWC Connect parts and accessories specified by the manufacturer.
- › Only use the IWC Connect device under environment conditions specified by the manufacturer.
- › Only use the IWC Connect device in water as indicated by the manufacturer.
- › Close tightly: Improper assembling of the IWC Connect will reduce water-resistance.
- › Components are subject to natural wear and tear. Exposure to salt-water, solvents, cosmetics, oily substances, dust and sand can affect the materials, functioning and water-resistance of the IWC Connect.
- › Straps or bracelets made of natural materials are not suitable for use in water; it can affect the colour and appearance.
- › Do not expose IWC Connect and the battery to excessive heat such as sunshine, fire or the like.
- › Do not disassemble IWC Connect's glass and printed circuit board (PCB) nor IWC Connect's battery.
- › Do not attempt to tamper or modify the IWC Connect device and the battery.
- › The IWC Connect's battery life can be shortened by intensive use.
- › Be aware that it is the consumer's responsibility to properly dispose of the IWC Connect device and recycle the battery and accompanying component.
- › IWC disclaims any responsibility for any damage to any smart phones or other devices or the applications on them resulting from linking to the IWC Connect device.

### WARNINGS

Safety instructions available on:  
[www.iwc-connect.com](http://www.iwc-connect.com)



KEEP OUT  
SMALL PARTS



NOT A TOY



KEEP AWAY  
BATTERY

#### Children safety! Small parts.

- › Keep small container and electronic parts out of children's reach and sight.
- › IWC Connect and accessories contain small parts, which can be a choking hazard. Please keep away and out of sight from children less than 14 years old.
- › IWC Connect is not a toy.

**If the IWC Connect parts are swallowed, seek medical help immediately as serious injury or death may occur.**

#### Children safety! Battery.

- › Keep the battery away from young children less than 6 years old.
- › Follow the battery replacement instructions provided with this guide.

**If the BATTERY is swallowed, seek medical help immediately as serious injury or death may occur.**

- › Read the safety instructions:  
[www.iwc-connect.com](http://www.iwc-connect.com)



MAY TAKE A  
FEW MINUTES



DO NOT  
CONNECT ON  
WRIST

#### Digital medium

- › This is a connected electronic device.
- › The link with your smartphone may take a few minutes.
- › Do not link IWC Connect while wearing the watch or strap.



### Not a medical device

- › The IWC Connect, a connected electronic device is intended for recording personal data only and does not fulfill the requirements for a professional medical recording device.

### ATTENTIONS

Important operating, maintenance and servicing instructions available at: [www.iwc-connect.com](http://www.iwc-connect.com)



NO TOOLS

### No tools required

- › Do not attempt to use any tools to open or close the IWC Connect container.
- › Do not attempt to use any tools or other devices to insert the IWC Connect into the strap.

### Insert battery

- › Please read also carefully the following instructions on the next pages.



+ POL  
MARKED



- POL  
NOT MARKED

- › Note batterie's  
+ POL (marked plus pol)

— POL (negative pol is not marked)

- › Avoid using mixed batteries, e.g. new, used or different types.
- › Do not charge, short, disassemble, deform or heat batteries.

### Caution

**Risk of explosion if battery is replaced by an incorrect type. Dispose of used batteries according to the instructions.**

- › Safety instructions available on: [www.iwc-connect.com](http://www.iwc-connect.com)

### Disposal and recycling

- › Please be aware that it is the consumer's responsibility to properly dispose of and recycle IWC Connect and accompanying components.
- › Do not dispose of IWC Connect with common household waste. The IWC Connect unit is classed as electronic waste and should be disposed of through an electronic equipment collection facility.
- › For more information, please contact your local electronic equipment waste management authority or the store where you bought the product.
- › When discarding batteries, insulate the poles of batteries with insulating or any kind of non-conductive tape.
- › Lithium batteries that are improperly disposed of may short, causing them to become hot, burst or ignite.
- › Do not throw batteries into fire.
- › IWC Connect's symbol for water-resistant [www.iwc-connect.com](http://www.iwc-connect.com).



**Taking pride in protecting the environment.**

## QUICK GUIDE TO USING YOUR IWC CONNECT

### 1st step – Open IWC Connect

Open the device with your fingers using the recess as illustrated below.  
Please note that the bottom part of the device is very firmly press-fitted to the top,  
so there will be some resistance the first few times you open it.



KEEP OUT  
SMALL PARTS



KEEP AWAY  
BATTERY



NOT A TOY



NO TOOLS

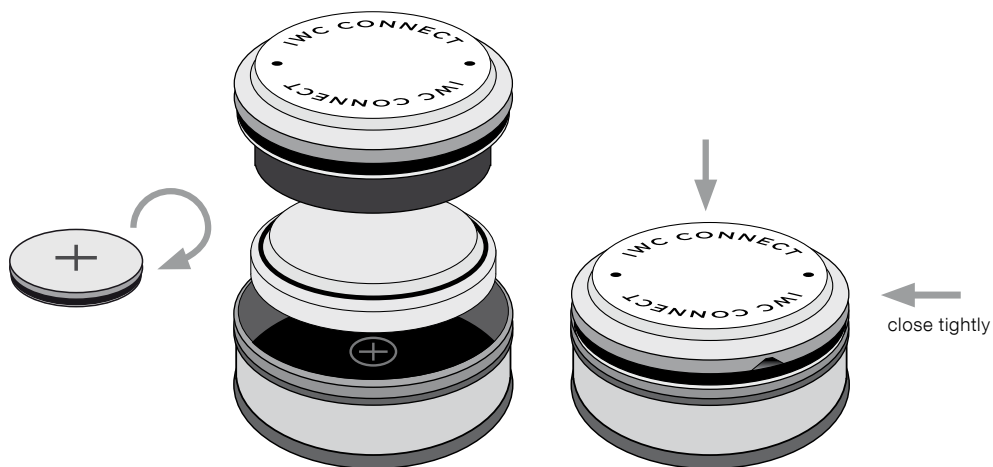
Warning! Keep away from children. Small parts included. [www.iwc-connect.com](http://www.iwc-connect.com)



## 2nd step – Insert battery

Place the battery in the back cover of the container with the positive side (+) facing both sign down.

Press the back cover and the front cover firmly together, the container parts fit perfectly with one another to assure its water-resistant.




Warning! Keep away from children. Small parts included. [www.iwc-connect.com](http://www.iwc-connect.com)

### 3rd step – Synchronize IWC Connect

Download the Misfit? Link application from the App Store or Google Play Store.



Create an account and link IWC Connect by choosing the (+) symbol on the Devices page, then follow the instructions on-screen.



### Disclaimer

IWC disclaims any responsibility for any damage to any smart phones or other devices or the applications on them resulting from linking to the IWC Connect device.



DO NOT CONNECT  
ON WRIST

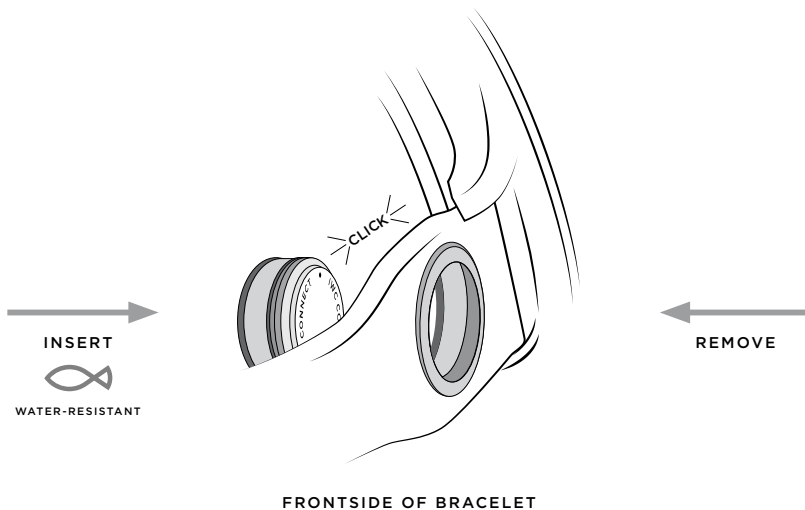


MAY TAKE A  
FEW MINUTES

#### 4th step – Changing the strap


Use your fingers to press the device through the strap until the container fit perfectly with a “click”.  
Please note that the device is held firmly by the ring in the strap, so there will be some resistance the first few times you remove it.

To place the device in the strap, push it into the ring as shown below.



Warning! Keep away from children. Small parts included. [www.iwc-connect.com](http://www.iwc-connect.com)

IWC Schaffhausen  
Brand of Richemont International SA  
Baumgartenstrasse 15  
CH-8201 Schaffhausen  
Switzerland  
Phone +41 (0)52 235 75 65  
Fax +41 (0)52 235 75 01  
info@iwc.com  
www.iwc-connect.com

© Copyright 2015, IWC Schaffhausen, Branch of International Richemont SA  
Printed in 

IWC and IWC CONNECT are trademarks of Richemont International SA,  
a Swiss company in Switzerland, registered in many jurisdictions worldwide.

#### **AUTHORITIES**

Regulatory notices with the registered codes and references can be found separately in  
the attached leaflet or is available as electronic version at: [www.iwc-connect.com](http://www.iwc-connect.com)



[facebook.com/iwcwatches](https://facebook.com/iwcwatches)  
[twitter.com/iwc](https://twitter.com/iwc)  
[youtube.com/iwcwatches](https://youtube.com/iwcwatches)  
[instagram.com/iwcwatches](https://instagram.com/iwcwatches)

**LOGO PAPER  
RESPONSIBLE  
SOURCE**

**IWC CONNECT**



**[www.iwc-connect.com](http://www.iwc-connect.com)**

Warning! Keep out of children's reach and sight.

Gardez hors de portée et de la vue des enfants.

Außer Reich- und Sichtweite von Kindern aufbewahren.

Tenere fuori dalla portata e dalla vista dei bambini.

Manténgase fuera del alcance y la vista de los niños.

Manter fora do alcance e da vista das crianças.

CN-S

CN-T

KR

JP

RU

Arabic

**IWC**  
**SCHAFFHAUSEN**

# IWC CONNECT

REGULATORY NOTICES

IWC

SCHAFFHAUSEN

## **NORTH AMERICA**

United States: Federal Communications Commission



### **FCC COMPLIANCE STATEMENT**

This device complies with Part 15 of the FCC Rules. Operation is subject to the following two conditions: (1) This device may not cause harmful interference, and (2) this device must accept any interference received, including interference that may cause undesired operation.

### **INFORMATION TO USERS**

This equipment has been tested and found to comply with the limits for a Class B digital device, pursuant to Part 15 of FCC Rules. These limits are designed to provide reasonable protection against harmful interference in a residential installation. This equipment generates, uses, and can radiate radio frequency energy. If not installed and used in accordance with the instructions, it may cause harmful interference to radio communications. However, there is no guarantee that interferences will not occur in a particular installation. If this equipment does cause harmful interference to radio or television reception, which can be determined by tuning the equipment off and

on, the user is encouraged to try and correct the interference by one or more of the following measures:

- Reorient or relocate the receiving antenna.
- Increase the distance between the equipment and the receiver.
- Connect the equipment to outlet on a circuit different from that to which the receiver is connected.
- Consult the dealer or an experienced radio/TV technician for help

### **WARNING:**

The changes or modifications not expressly approved by the party responsible for compliance could void the user's authority to operate the equipment.

FCC ID: 2AGDR-IWCC1

#### **CANADA: INDUSTRY CANADA [IC]**

This device complies with Industry Canada's licence-exempt RSSs. Operation is subject to the following two conditions: (1) this device may not cause interference, and (2) this device must accept any interference, including interference that may cause undesired operation of the device.

Le présent appareil est conforme aux CNR d'Industrie Canada applicables aux appareils radio exempts de licence. L'exploitation est autorisée aux deux conditions suivantes : (1) l'appareil ne doit pas produire de brouillage, et (2) l'utilisateur de l'appareil doit accepter tout brouillage radioélectrique subi, même si le brouillage est susceptible d'en compromettre le fonctionnement.

IC ID: 20752-IWCC1

#### **ASIA: TAIWAN**

National Communications Commission (NCC) Wireless Statements:

##### **警告**

低功率電波輻射性電機管理辦法

第十二條經型式認證合格之低功率射頻電機，非經許可，公司、商號或使用者均不得擅自變更頻率、加大功率或變更原設計之特性及功能。

第十四條低功率射頻電機之使用不得影響飛航安全及干擾合法通信；經發現有干擾現象時，應立即停用，並改善至無干擾時方得繼續使用。

前項合法通信，指依電信規定作業之無線電信。低功率射頻電機須忍受合法通信或工業、科學及醫療用電波輻射性電機設備之干擾。

台灣



廢電池請回收