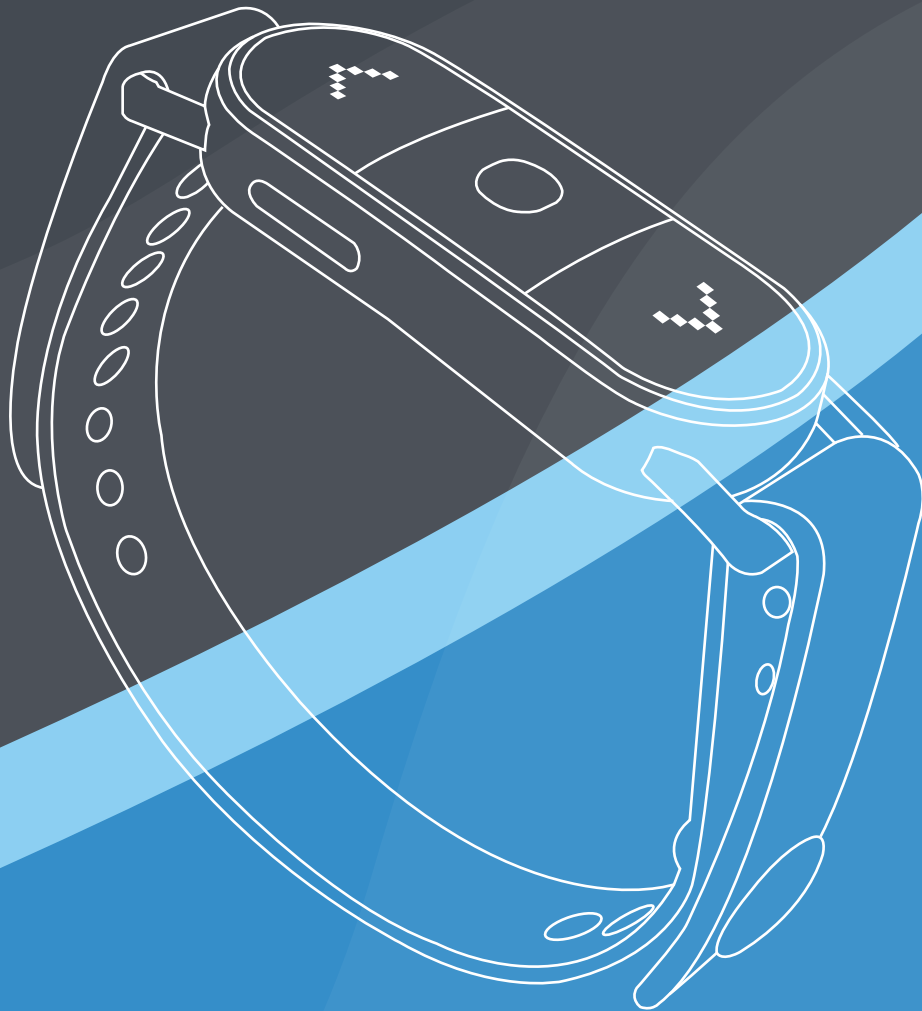


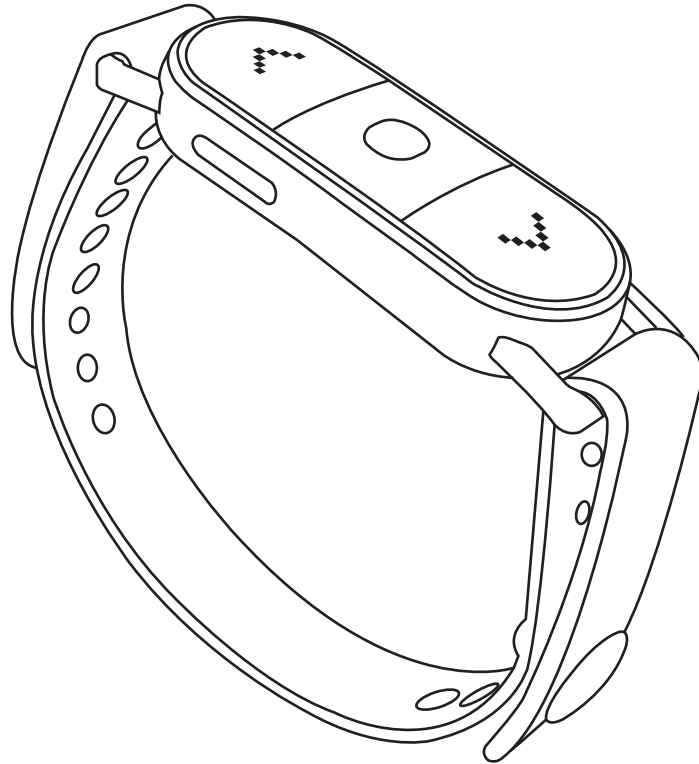
USER Manual



BKK™

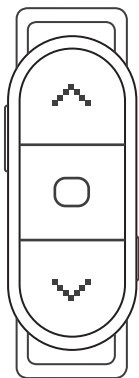
※Function

BKK VR Wrist Device is a smart wearable device which allow users to interactive with VR devices, to control actions in movies and gain an immersive virtual reality experience.

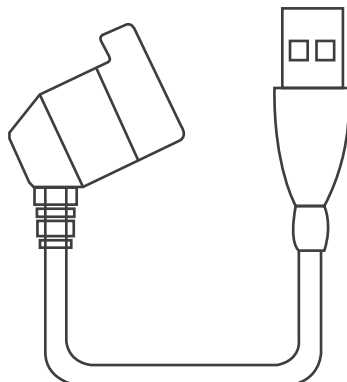


※Packing


- BKK VR Wrist Device (“Wrist Device”)
- Charging Cord
- Download Card



Wrist Device



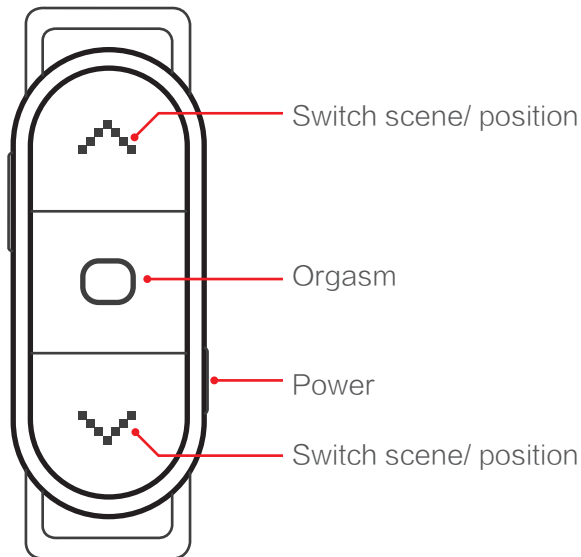
Charging Cord



Download Card

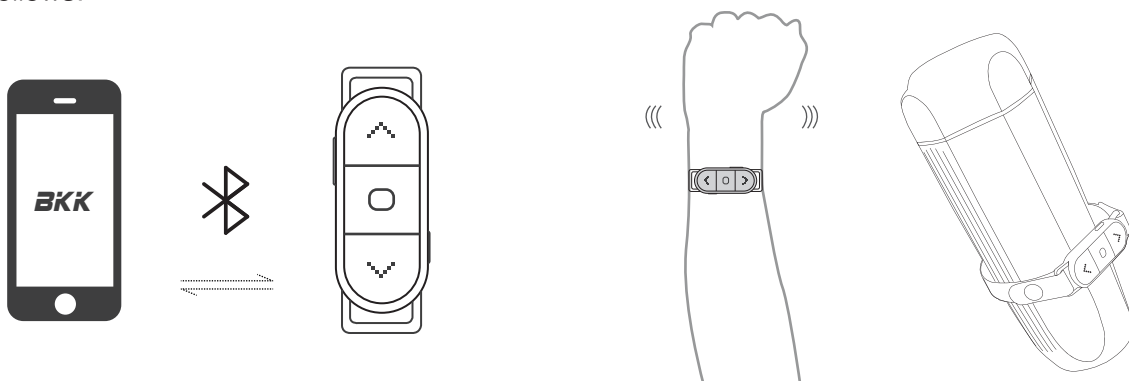
※Instruction

- New users please visit <http://www.bkksexttoy.com/download/> to download the Wrist Device compatible BKK VR App.
- For mobile phones with the BKK VR App installed, switch on Bluetooth and open the App. Device will connect automatically. Blue LED on the Device indicates successful connection.
- After successful connection, you can choose videos in the App. For best experience, use the BKK VR Helmet.
- When connected, do not switch off the Wrist Device and Bluetooth on your mobile phone. Keep the Wrist Device and mobile phone within Bluetooth effective radius (General effective radius: 10m), or the connection will be lost.
- For iOS users, please do the authorization process: “Setting” > “General” > “Device Management” > Trust the App development company. For Android users, no authorizations are needed.
- Button functions:



- Instruction of the Wrist Device:
 - (1) Wrist Mode: When connected to the mobile phone and using the BKK App, move the Wrist Device to control the videos in the App.
 - (2) Stroker Mode: Wrist Device is compatible with any traditional sex toys. Strap the wristband around the stroker or masturbator (as indicated in the figure) to make it an interactive device.

As follows:



- Charging
 - A) Please use the charging cord as indicated .
 - B) When battery is out, the Wrist Device would take a few moments of charging before able to be switched on.
 - C) Red LED on the device indicates charging. No LED signal indicates connection lost.
 - D) Blue LED on the device indicates fully charged.

※Precaution

- Switch off the device after using to preserve battery.
- Wrist Device is NOT water-proof, do not make contact with water.
- Wrist Device should avoid direct sunlight and moist environment.

※Warranty and Customer Support

One year Standard factory warranty from date of purchase.

The following condition is not covered by the warranty:

- Unable to provide the official warranty card or receipt, or if device has been modified without authorization.
- Damages caused by improper caring such as improper handling or operation, liquid inlet, artificial rupture, bump scratch, insertion of improper objects etc.
- Natural wear and tear, such as damaging of the outer appearance and charging plug by over use.
- Damaged devices that are modified outside of an authorized BKK service location.
- Hardware and Software that is not marked by the original factory markings.
- Distributors will be solely responsible for any free gifts or promotions offered.
- Any damages caused by any natural disasters.

※FAQ

- Why can't I switch on the Wrist Device?
Ans: Please make sure the Wrist Device is charged. If so but still cannot be switched on, please contact support.
- What do the LED signals indicate?
Ans: There are two types of signals: Red indicate unconnected; Blue indicates connected via Bluetooth.
- Why can't I connect the Wrist Device to my mobile phone?
Ans: Please make sure Bluetooth is switched on. If so but still cannot connect, please restart the Wrist Device or your mobile phone. Contact support for any further issues.
- Why can't I find the Wrist Device in the Bluetooth connection list?
Ans: The Wrist Device is programmed by BLE default protocol. Simply open the App and switch on the Wrist Device and it will be connected automatically.

※7. Copyright and Trademark

- Copyright ©BKK all rights reserved. All the Intellectual property rights in the product belongs to Golden Convention Limited.
- Golden Convention is authorized to apply the BKK trademark by Shenzhen Huachuang Zhenxin Technology Development Co., Ltd.

※Other instructions

- Due to the continuous renewal of product function, this User Manual may differ from the actual operation.

Pls visit our official website for the latest manual, or any details and supports. www.bkksextoy.com

The logo consists of the letters 'BKK' in a bold, italicized, sans-serif font. A small 'TM' trademark symbol is positioned at the top right of the final 'K'.

FCC Statement

This equipment has been tested and found to comply with the limits for a Class B digital device, pursuant to Part 15 of the FCC Rules. These limits are designed to provide reasonable protection against harmful interference in a residential installation. This equipment generates uses and can radiate radio frequency energy and, if not installed and used in accordance with the instructions, may cause harmful interference to radio communications. However, there is no guarantee that interference will not occur in a particular installation. If this equipment does cause harmful interference to radio or television reception, which can be determined by turning the equipment off and on, the user is encouraged to try to correct the interference by one or more of the following measures:

- Reorient or relocate the receiving antenna.
- Increase the separation between the equipment and receiver.
- Connect the equipment into an outlet on a circuit different from that to which the receiver is connected.
- Consult the dealer or an experienced radio/TV technician for help.

This device complies with part 15 of the FCC Rules. Operation is subject to the following two conditions:

(1) This device may not cause harmful interference, and (2) this device must accept any interference received, including interference that may cause undesired operation.

Changes or modifications not expressly approved by the party responsible for compliance could void the user's authority to operate the equipment.