APPLICATION CERTIFICATION FCC Part 15C
On Behalf of
Qingdao Haier Intelligent Home Appliance Technology Co., Ltd

Household air conditioner overseas usb wifi module
Model No.: MK-QTWIFI-03

FCC ID: 2AGDJ-MKQTWIFI03

Prepared for	:	Qingdao Haier Intelligent Home Appliance Technology Co., Ltd
Address	:	NO.1 Haier Road, Hi-tech Zone, Qingdao China
Prepared by	:	ACCURATE TECHNOLOGY CO., LTD
Address	:	F1, Bldg. A, Changyuan New Material Port, Keyuan Rd. Science & Industry Park, Nanshan, Shenzhen, Guangdong P.R. China Tel: +86-755-26503290 Fax: +86-755-26503396

Report No.	:	ATE20152120
Date of Test	:	October 19-23, 2015
Date of Report	:	October 29, 2015

TABLE OF CONTENTS

Description Page

Test Report Certification
1. GENERAL INFORMATION 5
1.1. Description of Device (EUT) 5
1.2. Carrier Frequency of Channels 6
1.3. Accessory and Auxiliary Equipment 6
1.4. Description of Test Facility 6
1.5. Measurement Uncertainty 7
2. MEASURING DEVICE AND TEST EQUIPMENT 8
3. OPERATION OF EUT DURING TESTING 9
3.1. Operating Mode 9
3.2. Configuration and peripherals 9
4. TEST PROCEDURES AND RESULTS 10
5. POWER LINE CONDUCTED MEASUREMENT 11
5.1. Block Diagram of Test Setup 11
5.2. Power Line Conducted Emission Measurement Limits 11
5.3. Configuration of EUT on Measurement 11
5.4. Operating Condition of EUT 11
5.5. Test Procedure 12
5.6. Power Line Conducted Emission Measurement Results 13
6. 6DB&20DB BANDWIDTH MEASUREMENT 16
6.1. Block Diagram of Test Setup 16
6.2. The Requirement For Section 15.247(a)(2) 16
6.3. EUT Configuration on Measurement 16
6.4. Operating Condition of EUT 16
6.5. Test Procedure 16
6.6. Test Result 17
7. MAXIMUM CONDUCTED (AVERAGE) OUTPUT POWER 30
7.1. Block Diagram of Test Setup 30
7.2. The Requirement For Section 15.247(b)(3) 30
7.3. EUT Configuration on Measurement 30
7.4. Operating Condition of EUT 30
7.5. Test Procedure 30
7.6. Test Result 31
8. POWER SPECTRAL DENSITY MEASUREMENT 38
8.1. Block Diagram of Test Setup 38
8.2. The Requirement For Section 15.247(e) 38
8.3. EUT Configuration on Measurement 38
8.4. Operating Condition of EUT 38
8.5. Test Procedure 38
8.6. Test Result 39
9. BAND EDGE COMPLIANCE TEST 46
9.1. Block Diagram of Test Setup 46
9.2. The Requirement For Section 15.247(d) 46

9.3. EUT Configuration on Measurement 46
9.4. Operating Condition of EUT 46
9.5. Test Procedure 46
9.6. Test Result 47
10. RADIATED SPURIOUS EMISSION TEST 69
10.1. Block Diagram of Test Setup 69
10.2. The Limit For Section 15.247(d) 70
10.3. Restricted bands of operation 71
10.4. Configuration of EUT on Measurement 71
10.5. Operating Condition of EUT 72
10.6. Test Procedure 72
10.7. The Field Strength of Radiation Emission Measurement Results 73
11. CONDUCTED SPURIOUS EMISSION COMPLIANCE TEST 122
11.1. Block Diagram of Test Setup 122
11.2. The Requirement For Section 15.247(d) 122
11.3. EUT Configuration on Measurement 122
11.4. Operating Condition of EUT 122
11.5. Test Procedure 123
11.6. Test Result 123
12. ANTENNA REQUIREMENT 130
12.1. The Requirement 130
12.2. Antenna Construction 130

Test Report Certification

Applicant : Qingdao Haier Intelligent Home Appliance Technology Co., Ltd

Manufacturer : Rayson technology (shenzhen) co., LTD

EUT Description : Household air conditioner overseas usb wifi module

(A) MODEL NO.: MK-QTWIFI-03

(B) POWER SUPPLY: DC 5V (Power by PC USB port)

Measurement Procedure Used:

FCC Rules and Regulations Part 15 Subpart C Section 15.247: 2015
ANSI C63.10: 2013

The EUT was tested according to DTS test procedure of Jun 05, 2014 KDB558074 D01 DTS Meas Guidance v03r02 for compliance to FCC 47CFR 15.247 requirements

The device described above is tested by ACCURATE TECHNOLOGY CO. LTD to determine the maximum emission levels emanating from the device. The maximum emission levels are compared to the FCC Part 15 Subpart C Section 15.247 limits. The measurement results are contained in this test report and ACCURATE TECHNOLOGY CO. LTD is assumed full responsibility for the accuracy and completeness of these measurements. Also, this report shows that the Equipment Under Test (EUT) is to be technically compliant with the FCC requirements.

This report applies to above tested sample only. This report shall not be reproduced in part without written approval of ACCURATE TECHNOLOGY CO. LTD.

Date of Test : October 19-23, 2015
Date of Report : October 28, 2015

Prepared by : Bob Wang
(Bob Wang, Engineer)

Approved & Authorized Signer : Sean Liu
(Sean Liu, Manager)

1. GENERAL INFORMATION

1.1.Description of Device (EUT)

EUT	:	Household air conditioner overseas usb wifi module
Model Number	:	MK-QTWIFI-03
Frequency Range	:	802.11b/g/n(20MHz): 2412-2462MHz 802.11n(40MHz): 2422-2452MHz
Number of Channels	:	802.11b/g/n (20MHz):11 802.11n (40MHz): 7
Antenna Gain	:	3dBi
Type of Antenna	:	Integral Antenna
Power Supply	:	DC 5V (Power by PC USB port)
Data Rate	:	802.11b: 11, 5.5, 2, 1 Mbps 802.11g: 54, 48, 36, 24, 18, 12, 9, 6 Mbps 802.11n: up to 150Mbps
Modulation Type	:	CCK, OFDM, QPSK, BPSK, 16QAM, 64QAM
Applicant	:	Qingdao Haier Intelligent Home Appliance Technology Co., Ltd
Address	:	NO.1 Haier Road, Hi-tech Zone, Qingdao China
Manufacturer	:	Rayson technology (shenzhen) co., LTD
Address	:	No.1, Tongfu 1st Road, The 2nd Industrial Zone, Loucun, Gongming, Guangming New District, Shenzhen, China
Date of sample received	:	October 10, 2015
Date of Test	:	October 19-23, 2015

1.2.Carrier Frequency of Channels

802.11b, 802.11g, 802.11n (20MHz)

Channel	Frequency(MHz)	Channel	Frequency(MHz)
01	2412	07	2442
02	2417	08	2447
03	2422	09	2452
04	2427	10	2457
05	2432	11	2462
06	2437	---	---

802.11n (40MHz)

Channel	Frequency(MHz)	Channel	Frequency(MHz)
---	---	07	2442
---	---	08	2447
03	2422	09	2452
04	2427	---	---
05	2432	---	---
06	2437	---	---

1.3.Accessory and Auxiliary Equipment

n/a

1.4.Description of Test Facility

EMC Lab : Accredited by TUV Rheinland Shenzhen

Listed by FCC
The Registration Number is 752051

Listed by Industry Canada
The Registration Number is 5077A-2

Accredited by China National Accreditation Committee for Laboratories
The Certificate Registration Number is L3193

Name of Firm : ACCURATE TECHNOLOGY CO. LTD
Site Location : F1, Bldg. A, Changyuan New Material Port, Keyuan Rd. Science & Industry Park, Nanshan, Shenzhen, Guangdong P.R. China

1.5.Measurement Uncertainty

Conducted Emission Expanded Uncertainty	=	2.23dB, k=2
Radiated emission expanded uncertainty (9kHz-30MHz)	=	3.08dB, k=2
Radiated emission expanded uncertainty (30MHz-1000MHz)	=	4.42dB, k=2
Radiated emission expanded uncertainty (Above 1GHz)	=	4.06dB, k=2

2. MEASURING DEVICE AND TEST EQUIPMENT

Table 1: List of Test and Measurement Equipment

Kind of equipment	Manufacturer	Type	S/N	Calibrated dates	Calibrated until
EMI Test Receiver	Rohde&Schwarz	ESCS30	100307	Jan. 11, 2015	Jan. 10, 2016
EMI Test Receiver	Rohde&Schwarz	ESPI3	101526/003	Jan. 11, 2015	Jan. 10, 2016
Spectrum Analyzer	Agilent	E7405A	MY45115511	Jan. 11, 2015	Jan. 10, 2016
Pre-Amplifier	Rohde&Schwarz	CBLU1183540-01	3791	Jan. 11, 2015	Jan. 10, 2016
Loop Antenna	Schwarzbeck	FMZB1516	1516131	Jan. 15, 2015	Jan. 14, 2016
Bilog Antenna	Schwarzbeck	VULB9163	9163-323	Jan. 15, 2015	Jan. 14, 2016
Horn Antenna	Schwarzbeck	BBHA9120D	9120D-655	Jan. 15, 2015	Jan. 14, 2016
Horn Antenna	Schwarzbeck	BBHA9170	9170-359	Jan. 15, 2015	Jan. 14, 2016
LISN	Rohde&Schwarz	ESH3-Z5	100305	Jan. 11, 2015	Jan. 10, 2016
LISN	Schwarzbeck	NSLK8126	8126431	Jan. 11, 2015	Jan. 10, 2016
Highpass Filter	Wainwright Instruments	WHKX3.6/18G-10SS	N/A	Jan. 11, 2015	Jan. 10, 2016
Band Reject Filter	Wainwright Instruments	WRCG2400/2485-2375/2510-60/11SS	N/A	Jan. 11, 2015	Jan. 10, 2016

3. OPERATION OF EUT DURING TESTING

3.1.Operating Mode

The mode is used: **1.802.11b Transmitting mode**
Low Channel: 2412MHz
Middle Channel: 2437MHz
High Channel: 2462MHz

2.802.11g Transmitting mode
Low Channel: 2412MHz
Middle Channel: 2437MHz
High Channel: 2462MHz

3.802.11n (20MHz) Transmitting mode
Low Channel: 2412MHz
Middle Channel: 2437MHz
High Channel: 2462MHz

4.802.11n (40MHz) Transmitting mode
Low Channel: 2422MHz
Middle Channel: 2437MHz
High Channel: 2452MHz

3.2.Configuration and peripherals

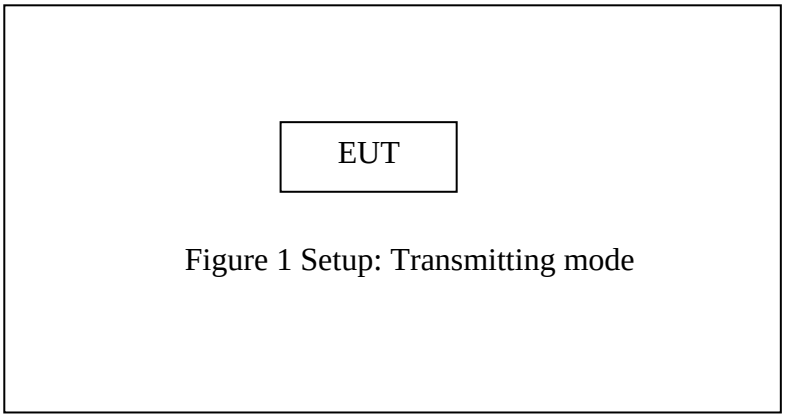

Figure 1 Setup: Transmitting mode

4. TEST PROCEDURES AND RESULTS

FCC Rules	Description of Test	Result
Section 15.207	Power Line Conducted Emission	Compliant
Section 15.247(a)(2)	6dB Bandwidth Test	Compliant
Section 15.247(e)	Power Spectral Density Test	Compliant
Section 15.247(b)(3)	Maximum Peak Output Power Test	Compliant
Section 15.247(d)	Band Edge Compliance Test	Compliant
Section 15.247(d) Section 15.209	Radiated Spurious Emission Test	Compliant
Section 15.247(d)	Conducted Spurious Emission Test	Compliant
Section 15.203	Antenna Requirement	Compliant

5. POWER LINE CONDUCTED MEASUREMENT

5.1.Block Diagram of Test Setup

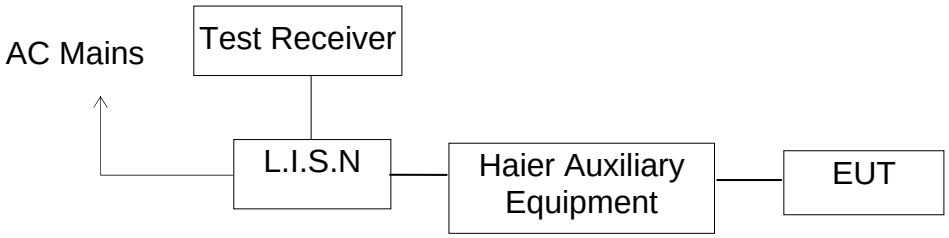

(EUT: Household air conditioner overseas usb wifi module)

5.2.Power Line Conducted Emission Measurement Limits

Frequency (MHz)	Limit dB(μV)	
	Quasi-peak Level	Average Level
0.15 - 0.50	66.0 – 56.0 *	56.0 – 46.0 *
0.50 - 5.00	56.0	46.0
5.00 - 30.00	60.0	50.0
NOTE1: The lower limit shall apply at the transition frequencies. NOTE2: The limit decreases linearly with the logarithm of the frequency in the range 0.15MHz to 0.50MHz.		

5.3.Configuration of EUT on Measurement

The following equipments are installed on Power Line Conducted Emission Measurement to meet the commission requirement and operating regulations in a manner, which tends to maximize its emission characteristics in a normal application.

5.4.Operating Condition of EUT

5.4.1.Setup the EUT and simulator as shown as Section 5.1.

5.4.2.Turn on the power of all equipment.

5.4.3.Let the EUT work in test mode and measure it.

5.5. Test Procedure

The EUT is put on the plane 0.8m high above the ground by insulating support and is connected to the power mains through a line impedance stabilization network (L.I.S.N.). This provides a 50ohm coupling impedance for the EUT system. Please refer the block diagram of the test setup and photographs. Both sides of AC lines are checked to find out the maximum conducted emission. In order to find the maximum emission levels, the relative positions of equipment and all of the interface cables shall be changed according to ANSI C63.4: 2009 on Conducted Emission Measurement.
The bandwidth of test receiver (R & S ESCS30) is set at 9kHz.

The frequency range from 150kHz to 30MHz is checked.

5.6.Power Line Conducted Emission Measurement Results

PASS.

The frequency range from 150kHz to 30MHz is checked.

Test mode : On (120V/60Hz)

MEASUREMENT RESULT: "2436-2_fin"

2015-10-21 8:51

Frequency MHz	Level dBuf	Transd dB	Limit dBuf	Margin dB	Detector	Line	PE
0.150000	48.00	10.3	66	18.0	QP	L1	GND
0.192000	59.80	10.6	64	4.1	QP	L1	GND
0.258000	51.80	10.9	62	9.7	QP	L1	GND
3.440000	46.20	11.7	56	9.8	QP	L1	GND

MEASUREMENT RESULT: "2436-2_fin2"

2015-10-21 8:51

Frequency MHz	Level dBuf	Transd dB	Limit dBuf	Margin dB	Detector	Line	PE
0.196000	44.00	10.6	54	9.8	AV	L1	GND
3.575000	35.90	11.7	46	10.1	AV	L1	GND
4.209500	31.20	11.8	46	14.8	AV	L1	GND

MEASUREMENT RESULT: "2436-1_fin"

2015-10-21 8:48

Frequency MHz	Level dBuf	Transd dB	Limit dBuf	Margin dB	Detector	Line	PE
0.150000	48.80	10.3	66	17.2	QP	N	GND
0.192000	60.90	10.6	64	3.0	QP	N	GND
0.258000	52.90	10.9	62	8.6	QP	N	GND
0.324000	46.20	11.1	60	13.4	QP	N	GND

MEASUREMENT RESULT: "2436-1_fin2"

2015-10-21 8:48

Frequency MHz	Level dBuf	Transd dB	Limit dBuf	Margin dB	Detector	Line	PE
0.196000	44.40	10.6	54	9.4	AV	N	GND
0.272000	34.10	10.9	51	17.0	AV	N	GND
3.440000	34.60	11.7	46	11.4	AV	N	GND

Emissions attenuated more than 20 dB below the permissible value are not reported.

The spectral diagrams are attached as below.

ACCURATE TECHNOLOGY CO.,LTD

CONDUCTED EMISSION STANDARD FCC PART 15B

```
EUT:                  Household air conditioner overseas usb wifi module
Manufacturer:         Rayson    M/N:MK-QTWIFI-03
Operating Condition:  ON
Test Site:            2#Shielding Room
Operator:             star
Test Specification:   L  120V/60Hz
Comment:              Report NO.:ATE20152120
Start of Test:        2015-10-21 / 8:49:25
```

SCAN TABLE: "V 150K-30MHz fin"

Short Description: _SUB_STD_VTERM2 1.70

Start Frequency	Stop Frequency	Step Width	Detector	Meas. Time	IF Bandw.	Transducer
150.0 kHz	30.0 MHz	4.5 kHz	QuasiPeak Average	1.0 s	9 kHz	LISN(ESH3-Z5)

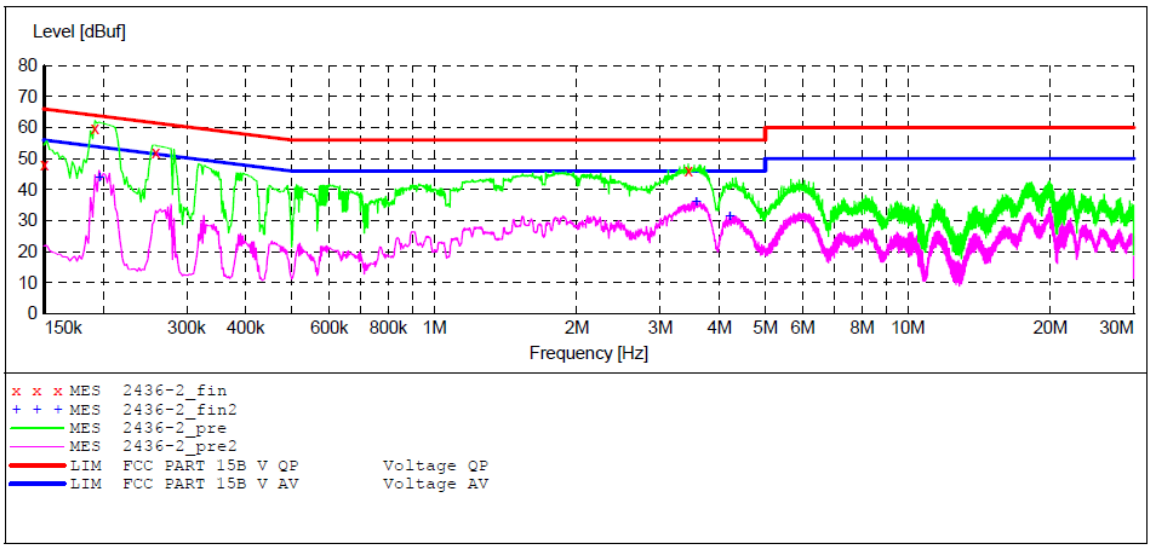

MEASUREMENT RESULT: "2436-2_fin"

2015-10-21 8:51

Frequency MHz	Level dBuf	Transd dB	Limit dBuf	Margin dB	Detector	Line	PE
0.150000	48.00	10.3	66	18.0	QP	L1	GND
0.192000	59.80	10.6	64	4.1	QP	L1	GND
0.258000	51.80	10.9	62	9.7	QP	L1	GND
3.440000	46.20	11.7	56	9.8	QP	L1	GND

MEASUREMENT RESULT: "2436-2_fin2"

2015-10-21 8:51

Frequency MHz	Level dBuf	Transd dB	Limit dBuf	Margin dB	Detector	Line	PE
0.196000	44.00	10.6	54	9.8	AV	L1	GND
3.575000	35.90	11.7	46	10.1	AV	L1	GND
4.209500	31.20	11.8	46	14.8	AV	L1	GND

ACCURATE TECHNOLOGY CO.,LTD

CONDUCTED EMISSION STANDARD FCC PART 15B

EUT: Household air conditioner overseas usb wifi module
Manufacturer: Shenzhen First Union Technology Co., Ltd
Operating Condition: ON
Test Site: 2#Shielding Room
Operator: star
Test Specification: N 120V/60Hz
Comment: Report NO.:ATE20152120
Start of Test: 2015-10-21 / 8:47:03

SCAN TABLE: "V 150K-30MHz fin"

Short Description: _SUB_STD_VTERM2 1.70

Start Frequency	Stop Frequency	Step Width	Detector	Meas. Time	IF Bandw.	Transducer
150.0 kHz	30.0 MHz	4.5 kHz	QuasiPeak Average	1.0 s	9 kHz	LISN(ESH3-Z5)

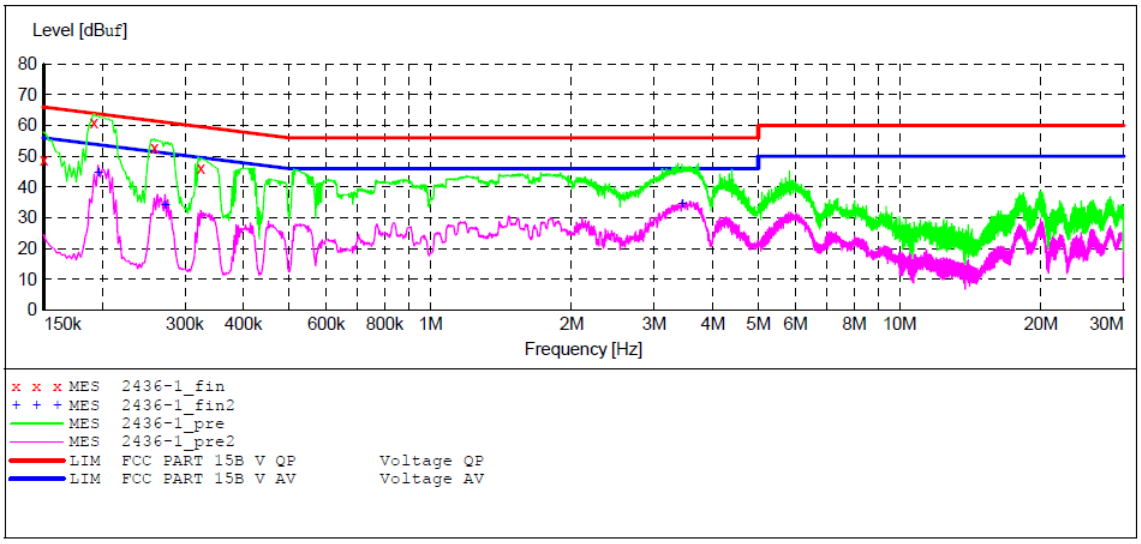

MEASUREMENT RESULT: "2436-1_fin"

2015-10-21 8:48

Frequency MHz	Level dBuf	Transd dB	Limit dBuf	Margin dB	Detector	Line	PE
0.150000	48.80	10.3	66	17.2	QP	N	GND
0.192000	60.90	10.6	64	3.0	QP	N	GND
0.258000	52.90	10.9	62	8.6	QP	N	GND
0.324000	46.20	11.1	60	13.4	QP	N	GND

MEASUREMENT RESULT: "2436-1_fin2"

2015-10-21 8:48

Frequency MHz	Level dBuf	Transd dB	Limit dBuf	Margin dB	Detector	Line	PE
0.196000	44.40	10.6	54	9.4	AV	N	GND
0.272000	34.10	10.9	51	17.0	AV	N	GND
3.440000	34.60	11.7	46	11.4	AV	N	GND

6. 6DB&20DB BANDWIDTH MEASUREMENT

6.1.Block Diagram of Test Setup

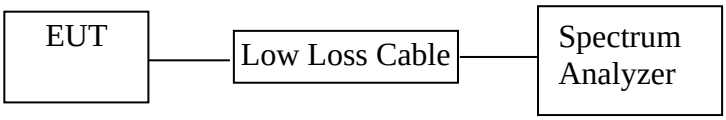

6.2.The Requirement For Section 15.247(a)(2)

Section 15.247(a)(2): Systems using digital modulation techniques may operate in the 902-928MHz, 2400-2483.5MHz, and 5725-5850MHz bands. The minimum 6 dB bandwidth shall be at least 500 kHz.

6.3.EUT Configuration on Measurement

The equipment are installed on the emission measurement to meet the commission requirements and operating regulations in a manner which tends to maximize its emission characteristics in normal application.

6.4.Operating Condition of EUT

6.4.1.Setup the EUT and simulator as shown as Section 5.1.

6.4.2.Turn on the power of all equipment.

6.4.3.Let the EUT work in TX modes measure it. The transmit frequency are 2412-2462 and 2422-2452MHz. We select 2412MHz, 2437MHz, 2462MHz and 2422MHz, 2437MHz, 2452MHz TX frequency to transmit.

6.5.Test Procedure

1. Set resolution bandwidth (RBW) = 100 kHz.
2. Set the video bandwidth (VBW) ≥ 3 x RBW.
3. Detector = Peak.
4. Trace mode = max hold.
5. Sweep = auto couple.
6. Allow the trace to stabilize.
7. Measure the maximum width of the emission that is constrained by the frequencies associated with the two outermost amplitude points (upper and lower) that are attenuated by 6 dB relative to the maximum level measured in the fundamental emission.

20dB bandwidth

1. Set resolution bandwidth (RBW) = 1%-5% OBW.
2. Set the video bandwidth (VBW) ≥ 3 x RBW.

3. Detector = Peak.
4. Trace mode = max hold.
5. Sweep = auto couple.
6. Allow the trace to stabilize.
7. Once the reference level is established, the equipment is conditioned with typical modulating signals to produce the worst-case (i.e., the widest) bandwidth. Unless otherwise specified for an unlicensed wireless device, measure the bandwidth at the －20 dB levels with respect to the reference level

6.6.Test Result

The test was performed with 802.11b				
Channel	Frequency (MHz)	6dB Bandwidth (MHz)	20dB Bandwidth (MHz)	Limit (MHz)
Low	2412	10.20	16.24	> 0.5MHz
Middle	2437	10.16	16.24	> 0.5MHz
High	2462	10.20	16.24	> 0.5MHz

The test was performed with 802.11g				
Channel	Frequency (MHz)	6dB Bandwidth (MHz)	20dB Bandwidth (MHz)	Limit (MHz)
Low	2412	16.50	20.48	> 0.5MHz
Middle	2437	16.55	19.84	> 0.5MHz
High	2462	16.50	20.32	> 0.5MHz

The test was performed with 802.11n (Bandwidth: 20 MHz)				
Channel	Frequency (MHz)	6dB Bandwidth (MHz)	20dB Bandwidth (MHz)	Limit (MHz)
Low	2412	17.75	21.36	> 0.5MHz
Middle	2437	17.70	21.20	> 0.5MHz
High	2462	17.40	20.96	> 0.5MHz

The test was performed with 802.11n (Bandwidth: 40 MHz)				
Channel	Frequency (MHz)	6dB Bandwidth (MHz)	20dB Bandwidth (MHz)	Limit (MHz)
Low	2422	36.48	40.56	> 0.5MHz
Middle	2437	36.46	40.32	> 0.5MHz
High	2452	36.58	40.80	> 0.5MHz

The spectrum analyzer plots are attached as below.

6dB Bandwidth

802.11b Channel Low 2412MHz

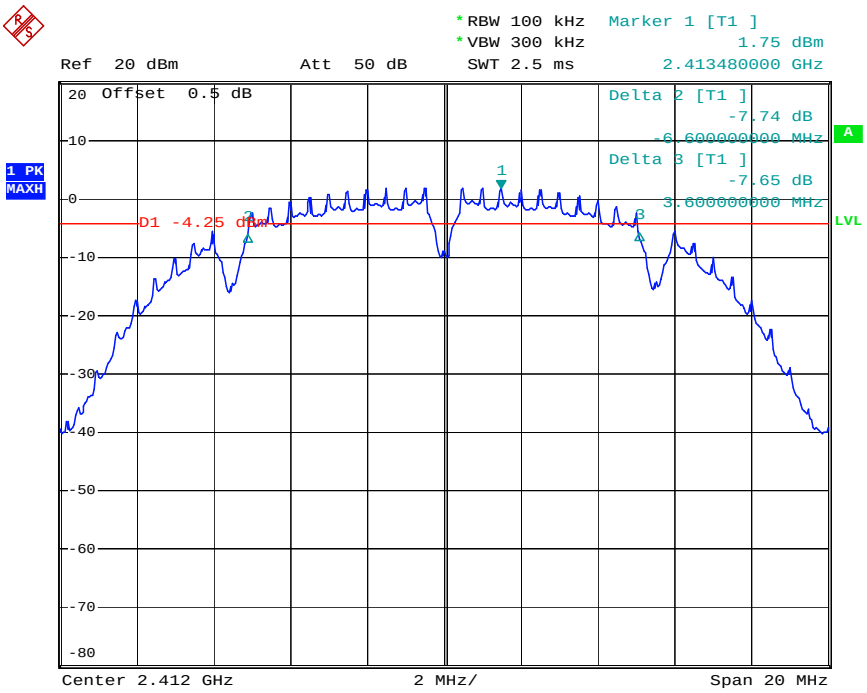

Date: 21.OCT.2015 15:29:53

802.11b Channel Middle 2437MHz

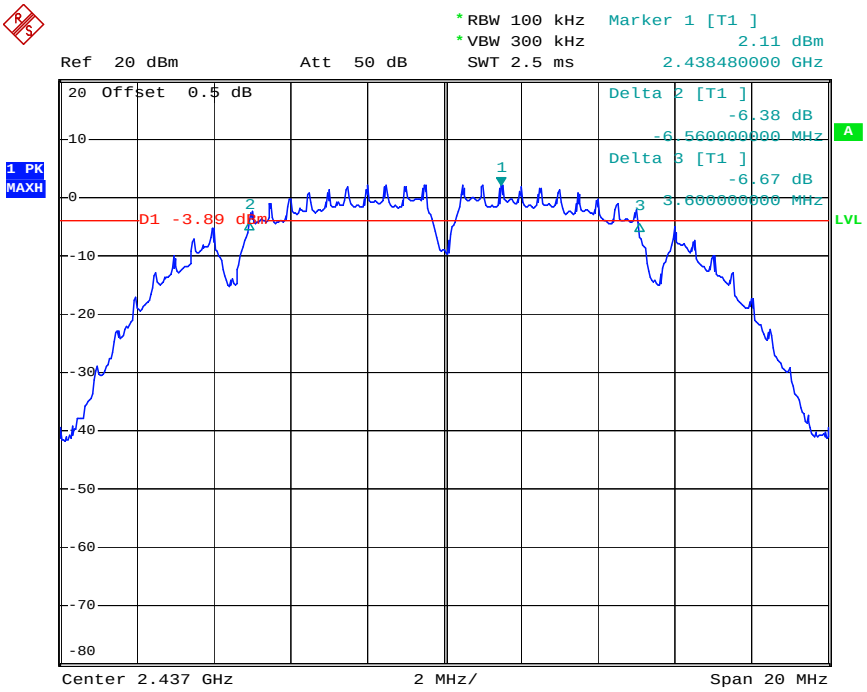

Date: 21.OCT.2015 15:36:17

802.11b Channel High 2462MHz

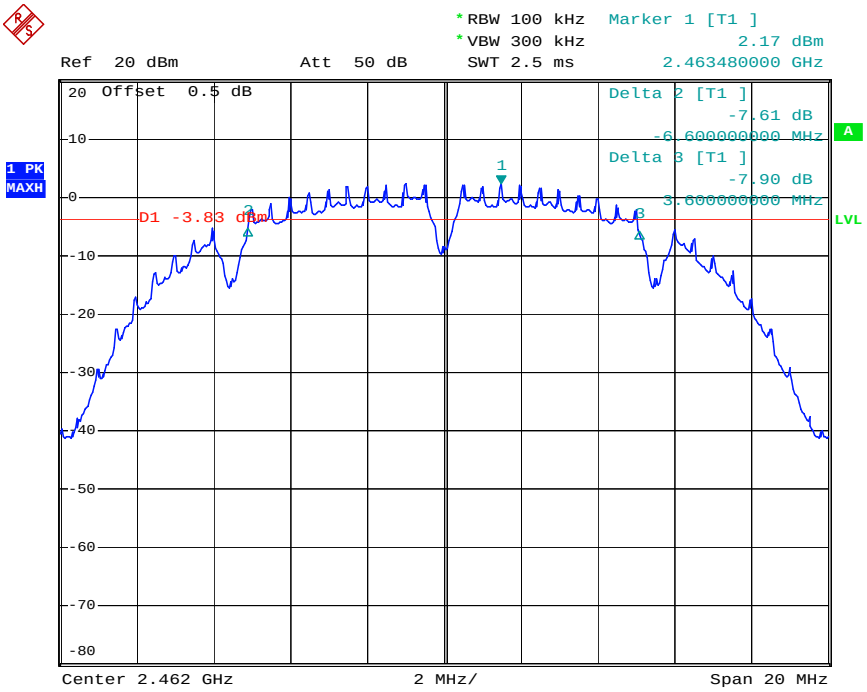

Date: 21.OCT.2015 15:38:28

802.11g Channel Low 2412MHz

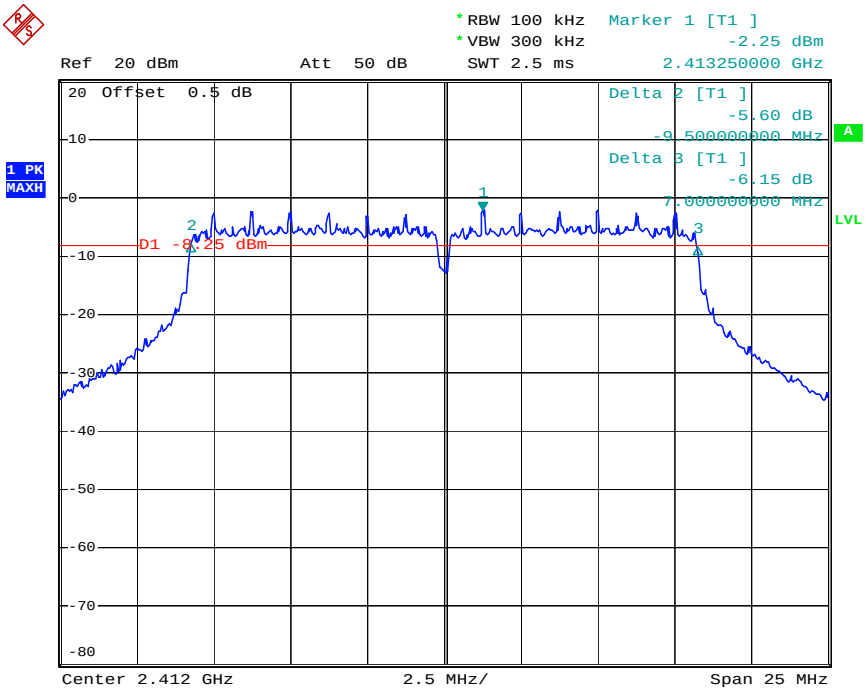

Date: 21.OCT.2015 15:40:57

802.11g Channel Middle 2437MHz

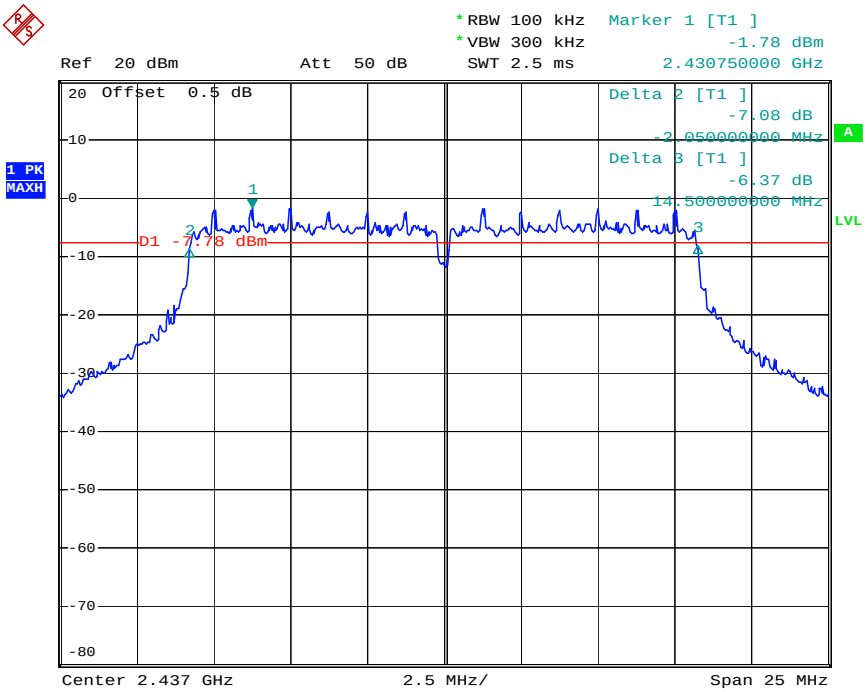

Date: 21.OCT.2015 15:42:20

802.11g Channel High 2462MHz

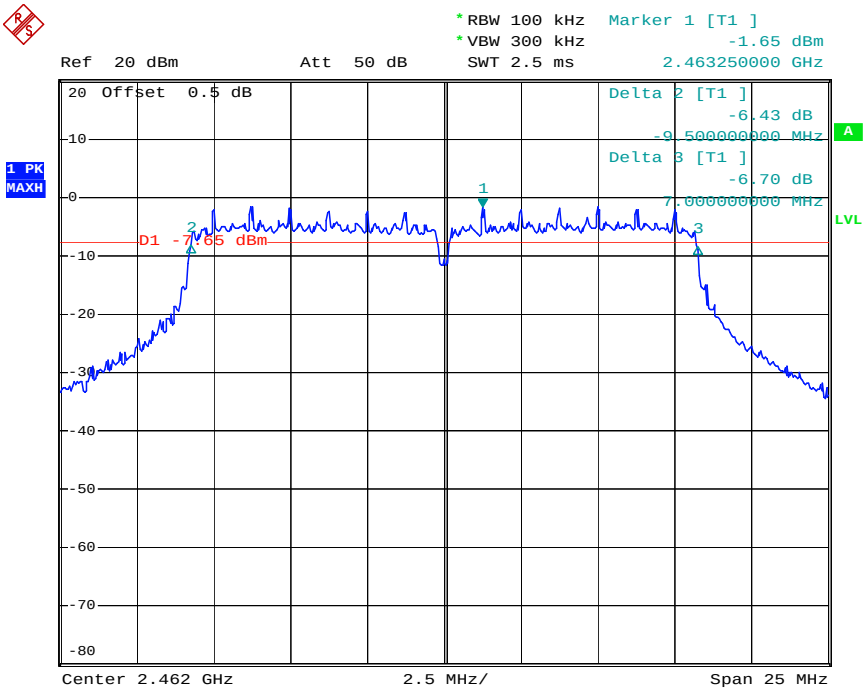

Date: 21.OCT.2015 15:43:26

802.11n Channel Low 2412MHz (20MHz)

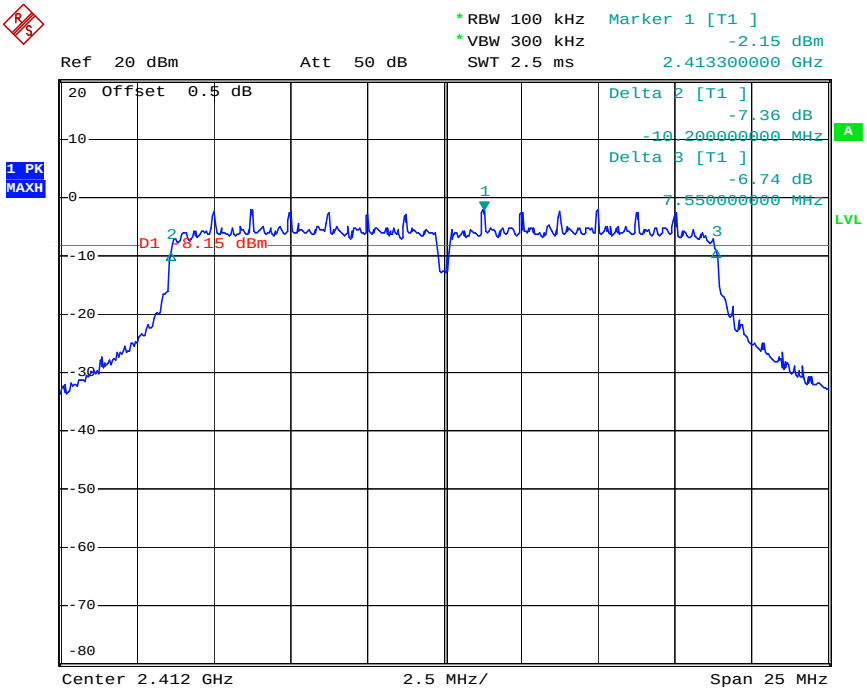

Date: 21.OCT.2015 15:46:15

802.11n Channel Middle 2437MHz(20MHz)

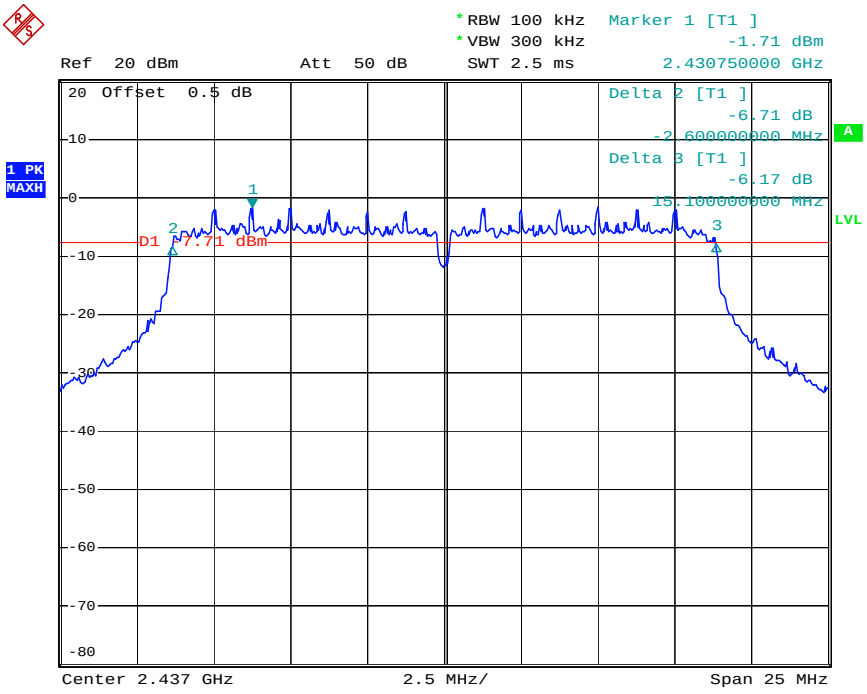

Date: 21.OCT.2015 15:47:25

802.11n Channel High 2462MHz(20MHz)

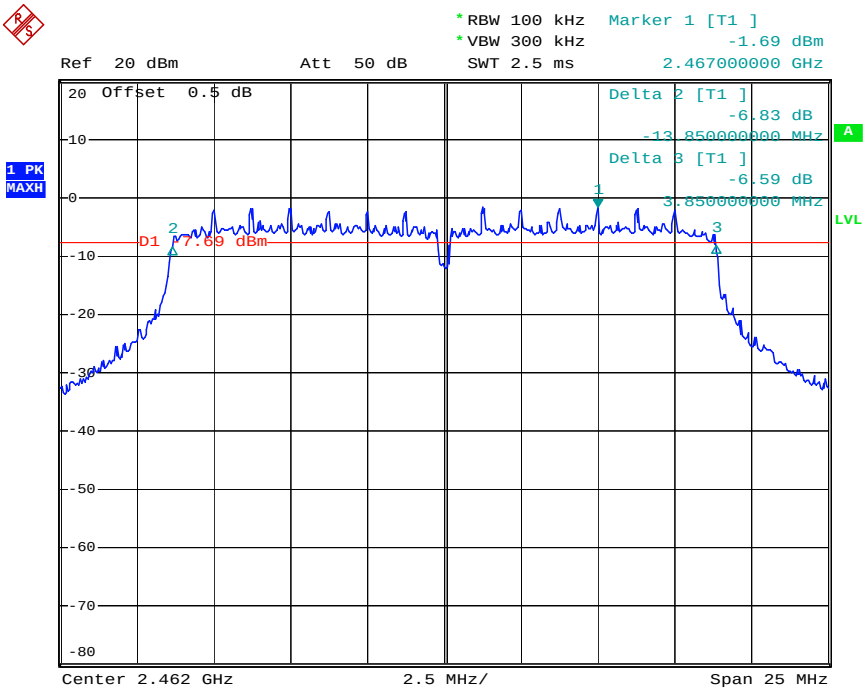

Date: 21.OCT.2015 15:49:21

802.11n Channel Low 2422MHz (40MHz)

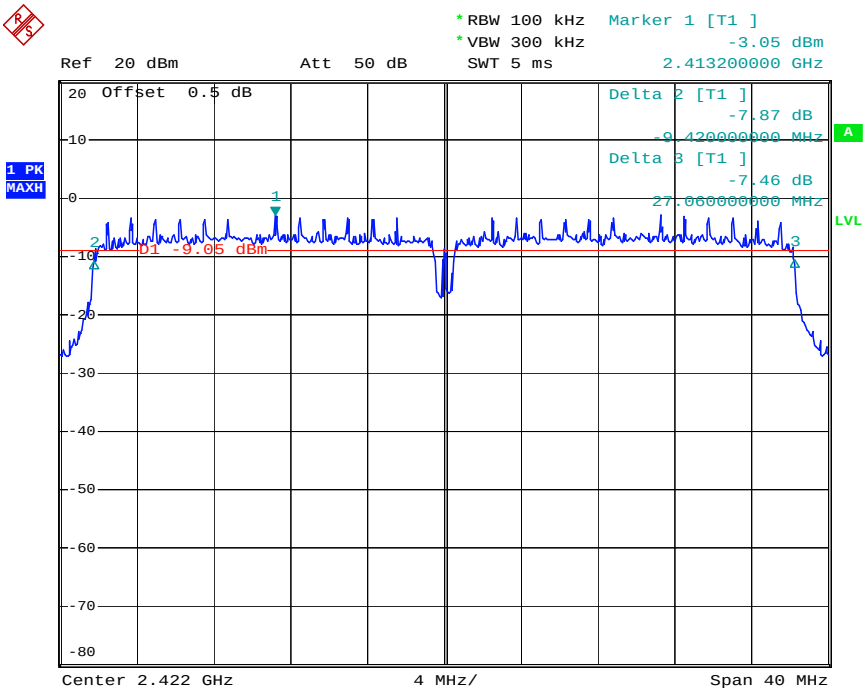

Date: 21.OCT.2015 15:53:32

802.11n Channel Middle 2437MHz(40MHz)

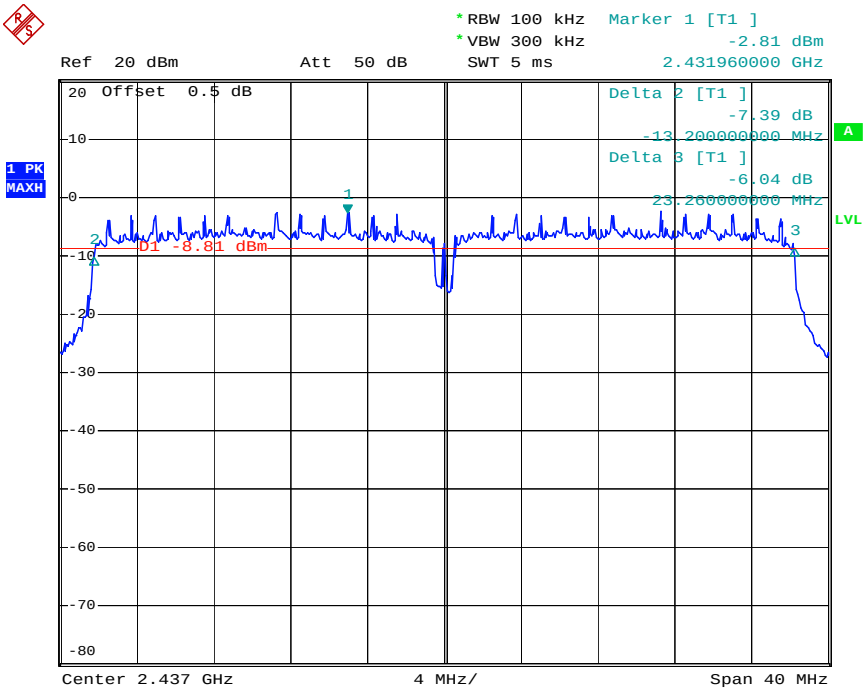

Date: 21.OCT.2015 15:55:01

802.11n Channel High 2452MHz(40MHz)

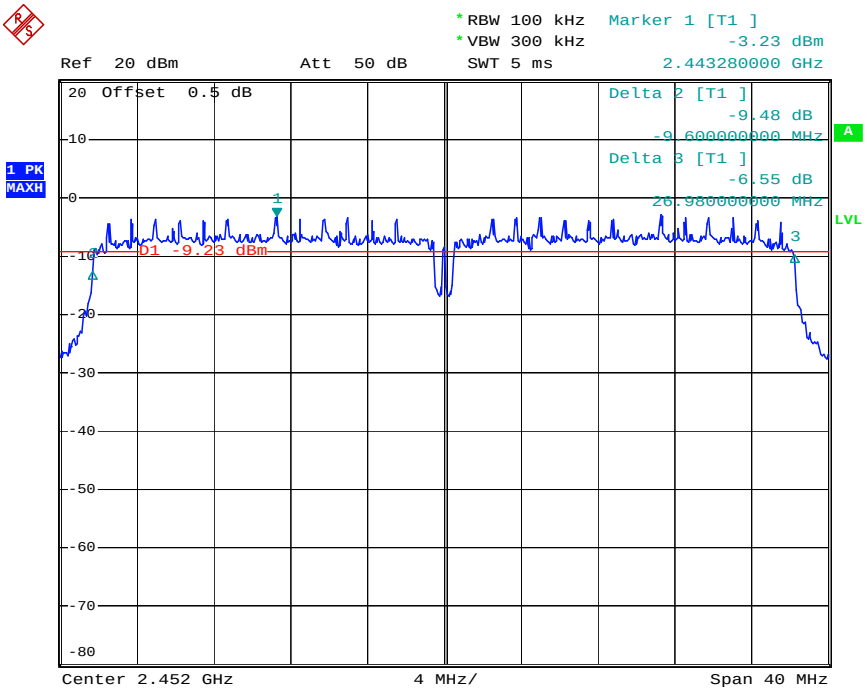

Date: 21.OCT.2015 15:55:57

20dB Bandwidth

802.11b Channel Low 2412MHz

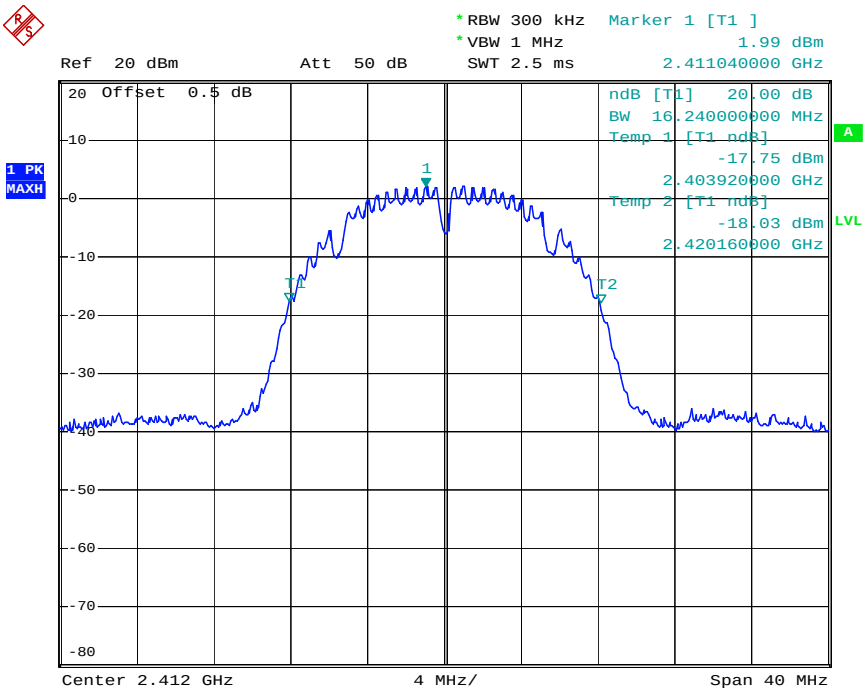

Date: 21.OCT.2015 15:57:21

802.11b Channel Middle 2437MHz

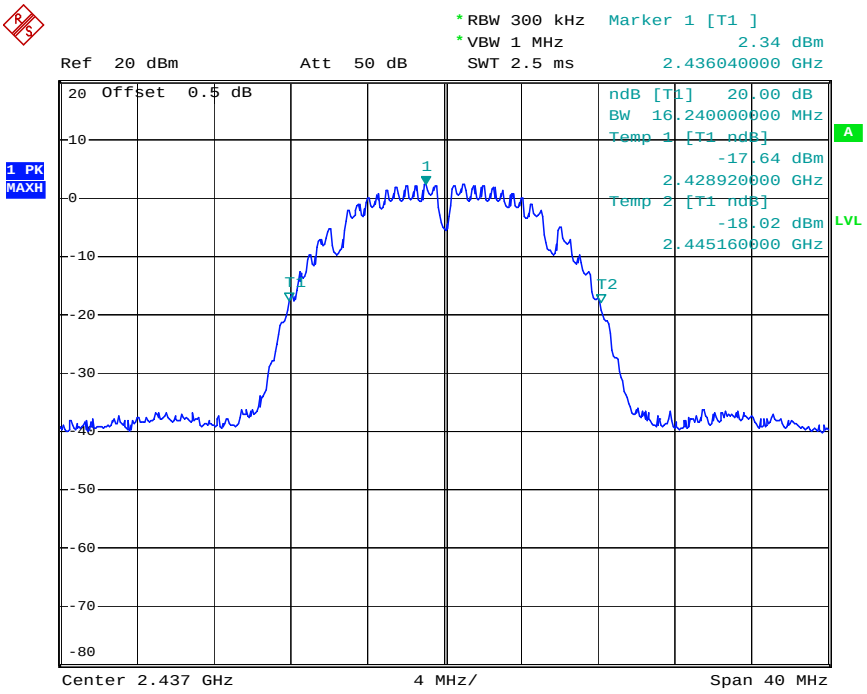

Date: 21.OCT.2015 15:58:59

802.11b Channel High 2462MHz

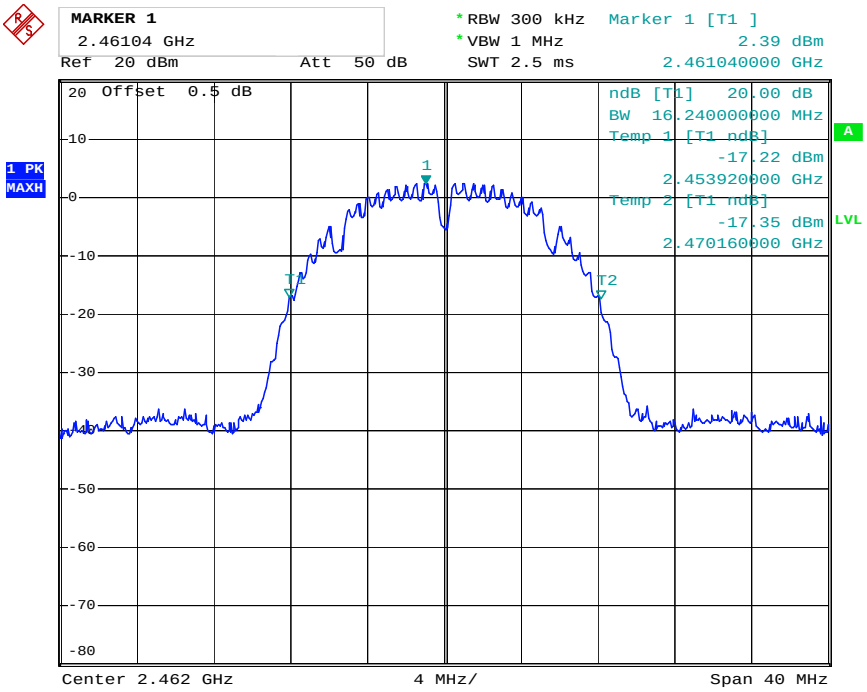

Date: 21.OCT.2015 15:59:26

802.11g Channel Low 2412MHz

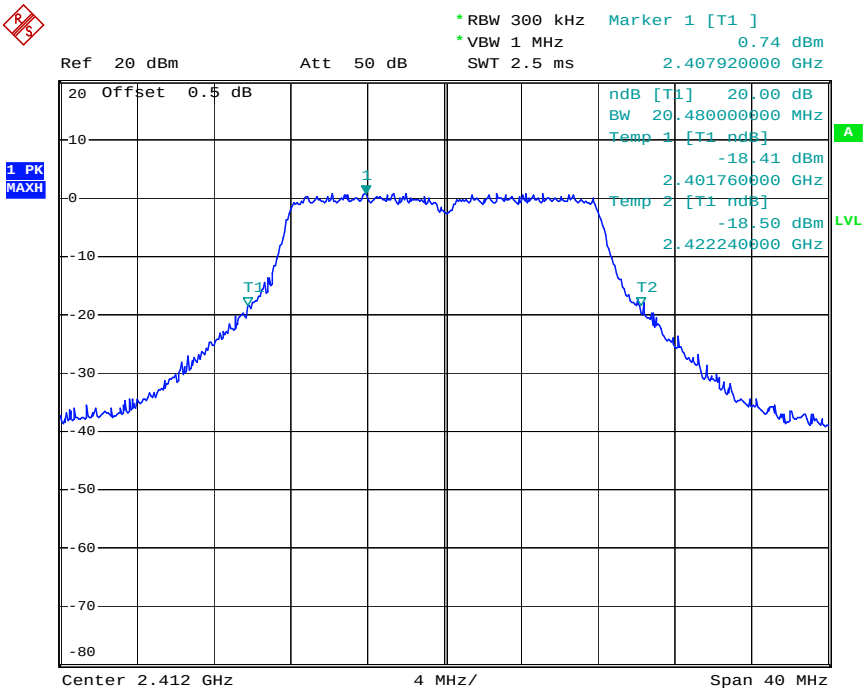

Date: 21.OCT.2015 16:00:27

802.11g Channel Middle 2437MHz

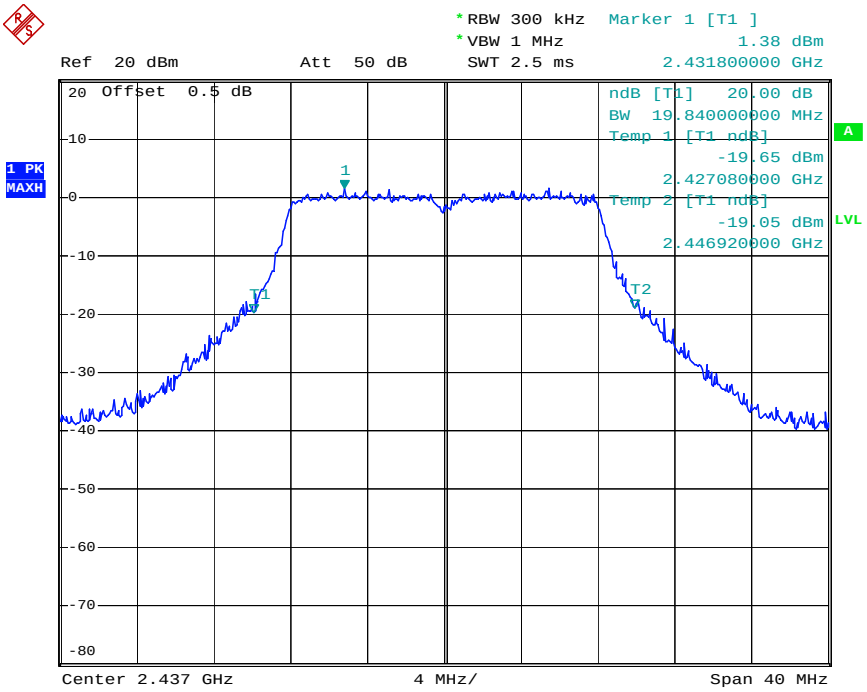

Date: 21.OCT.2015 16:00:50

802.11g Channel High 2462MHz

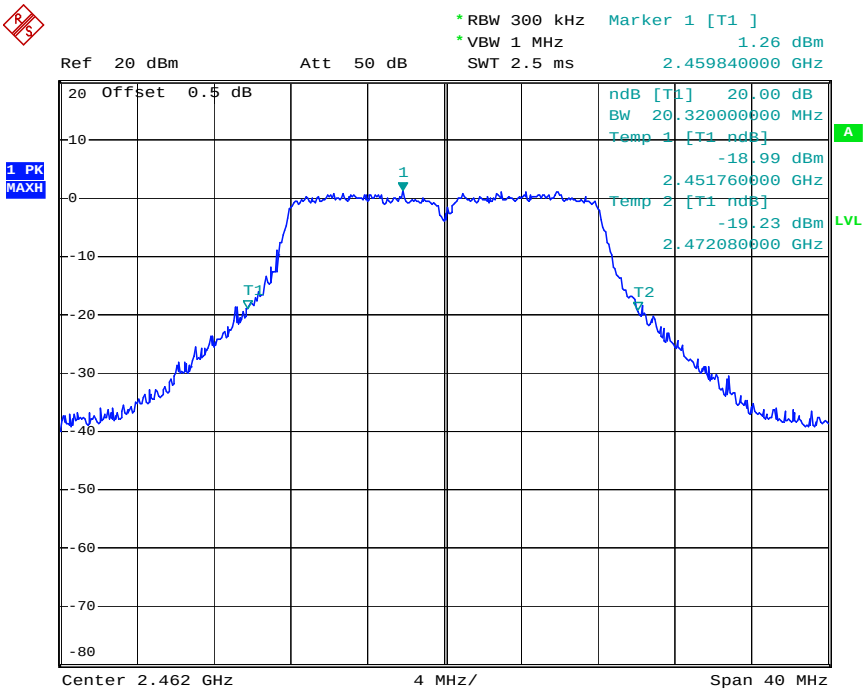

Date: 21.OCT.2015 16:01:12

802.11n Channel Low 2412MHz (20MHz)

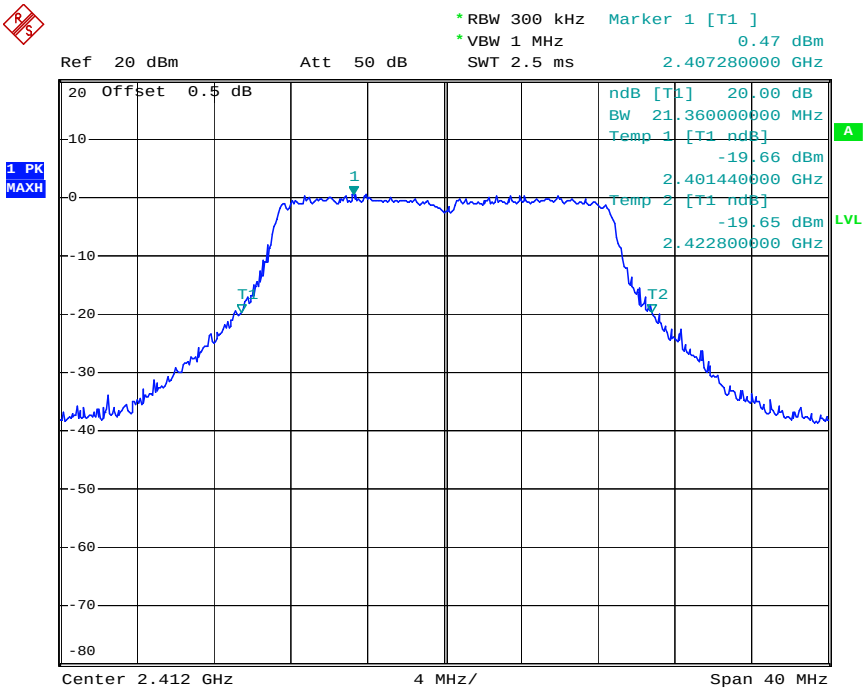

Date: 21.OCT.2015 16:02:11

802.11n Channel Middle 2437MHz(20MHz)

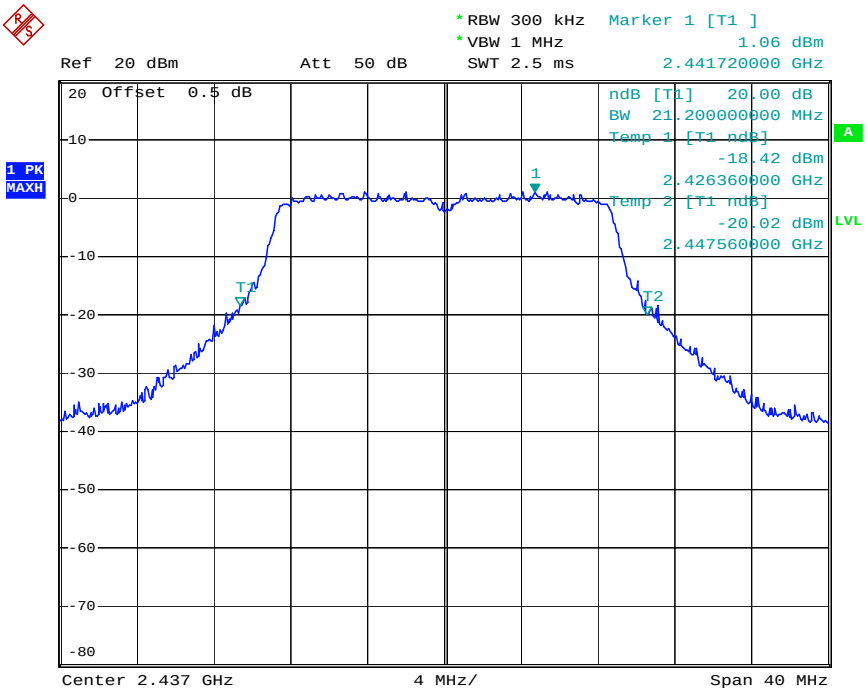

Date: 21.OCT.2015 16:03:00

802.11n Channel High 2462MHz(20MHz)

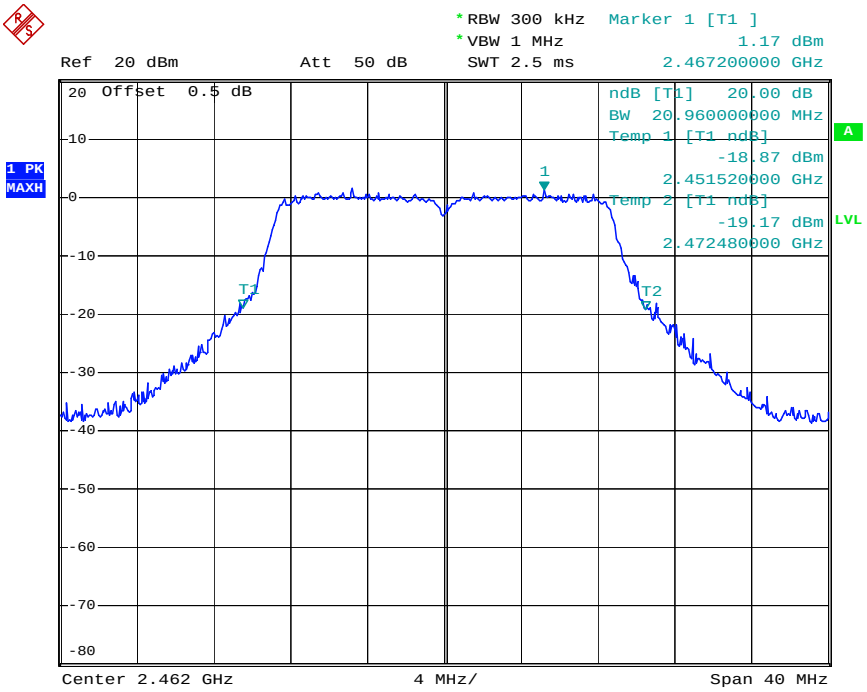

Date: 21.OCT.2015 16:03:27

802.11n Channel Low 2422MHz (40MHz)

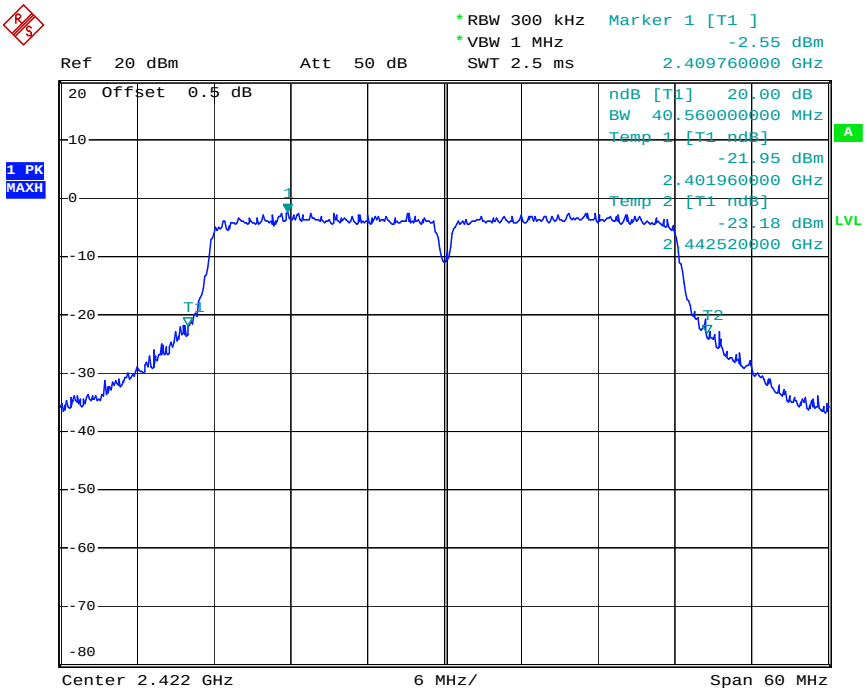

Date: 21.OCT.2015 16:04:10

802.11n Channel Middle 2437MHz(40MHz)

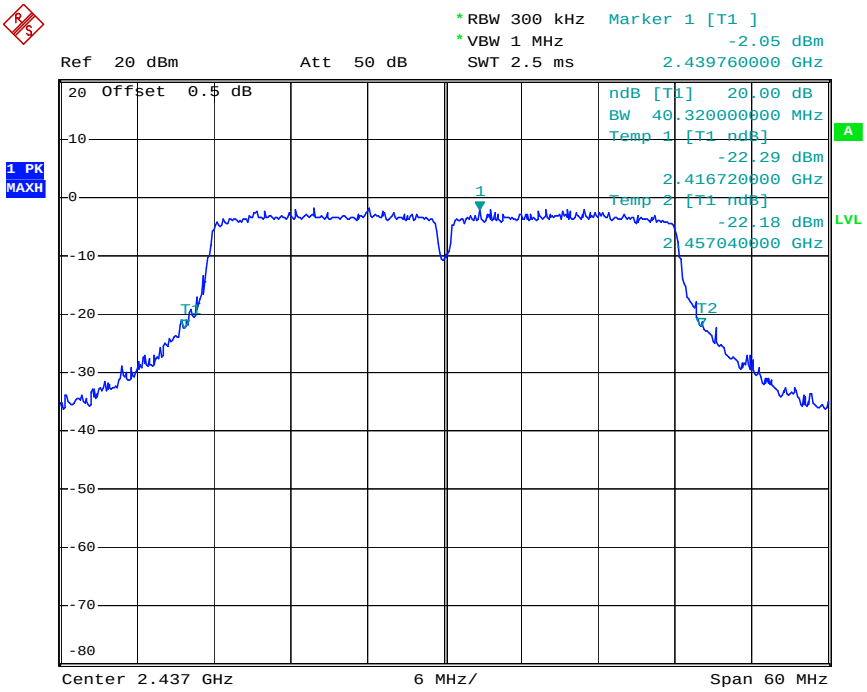

Date: 21.OCT.2015 16:04:53

802.11n Channel High 2452MHz(40MHz)

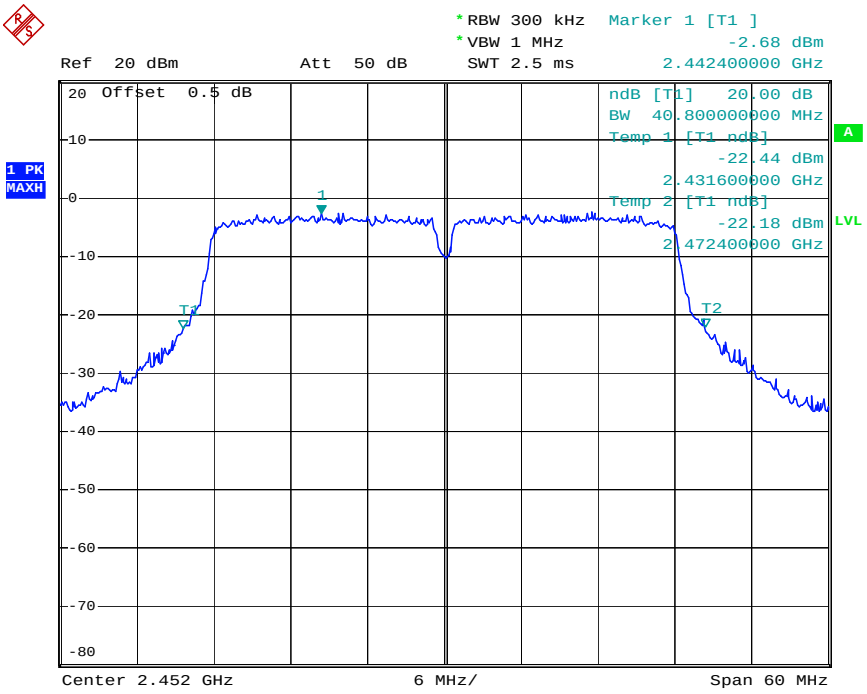

Date: 21.OCT.2015 16:05:32

7. MAXIMUM CONDUCTED (AVERAGE) OUTPUT POWER

7.1.Block Diagram of Test Setup

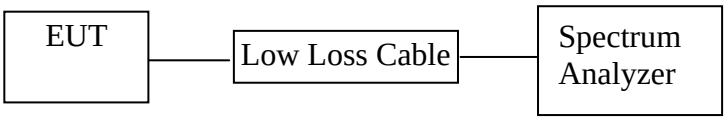

7.2.The Requirement For Section 15.247(b)(3)

Section 15.247(b)(3): For systems using digital modulation in the 902-928MHz, 2400-2483.5MHz, and 5725-5850MHz bands: 1 Watt.

7.3.EUT Configuration on Measurement

The equipment is installed on the emission Measurement to meet the commission requirements and operating regulations in a manner which tends to maximize its emission characteristics in normal application.

7.4.Operating Condition of EUT

7.4.1.Setup the EUT and simulator as shown as Section 7.1.

7.4.2.Turn on the power of all equipment.

7.4.3.Let the EUT work in TX modes measure it. The transmit frequency are 2412-2462 and 2422-2452MHz. We select 2412MHz, 2437MHz, 2462MHz and 2422MHz, 2437MHz, 2452MHz TX frequency to transmit.

7.5.Test Procedure

7.5.1.The EUT was tested according to DTS test procedure of Jun 05, 2014 KDB558074 D01 DTS Meas Guidance v03r02 for compliance to FCC 47CFR 15.247 requirements.

7.5.2.The transmitter output was connected to the spectrum analyzer through a low loss cable.

7.5.3.Set RBW = 1-5% of the OBW, not to exceed 1 MHz, VBW ⩾ 3 x RBW, Sweep time = auto, Set span to at least 1.5 times the OBW, Detector = RMS.

7.5.4.Measurement the Maximum conducted (average) output power.

7.6.Test Result

The test was performed with 802.11b				
Channel	Frequency (MHz)	Ave output power (dBm)	Ave output power (mW)	Limits dBm / W
Low	2412	14.19	26.24	30 dBm / 1 W
Middle	2437	14.29	26.85	30 dBm / 1 W
High	2462	14.37	27.35	30 dBm / 1 W

The test was performed with 802.11g				
Channel	Frequency (MHz)	Ave output power (dBm)	Ave output power (mW)	Limits dBm / W
Low	2412	12.61	18.24	30 dBm / 1 W
Middle	2437	12.69	18.58	30 dBm / 1 W
High	2462	12.63	18.32	30 dBm / 1 W

The test was performed with 802.11n (20MHz)				
Channel	Frequency (MHz)	Ave output power (dBm)	Ave output power (mW)	Limits dBm / W
Low	2412	12.74	18.79	30 dBm / 1 W
Middle	2437	12.35	17.18	30 dBm / 1 W
High	2462	12.33	17.10	30 dBm / 1 W

The test was performed with 802.11n (40MHz)				
Channel	Frequency (MHz)	Ave output power (dBm)	Ave output power (mW)	Limits dBm / W
Low	2422	12.03	15.96	30 dBm / 1 W
Middle	2437	13.06	20.23	30 dBm / 1 W
High	2452	12.86	19.32	30 dBm / 1 W

The spectrum analyzer plots are attached as below.

802.11b Channel Low 2412MHz

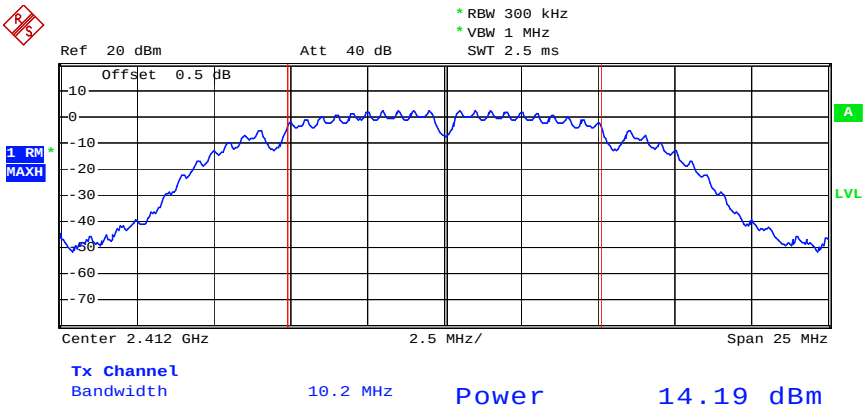

Date: 21.OCT.2015 16:42:48

802.11b Channel Middle 2437MHz

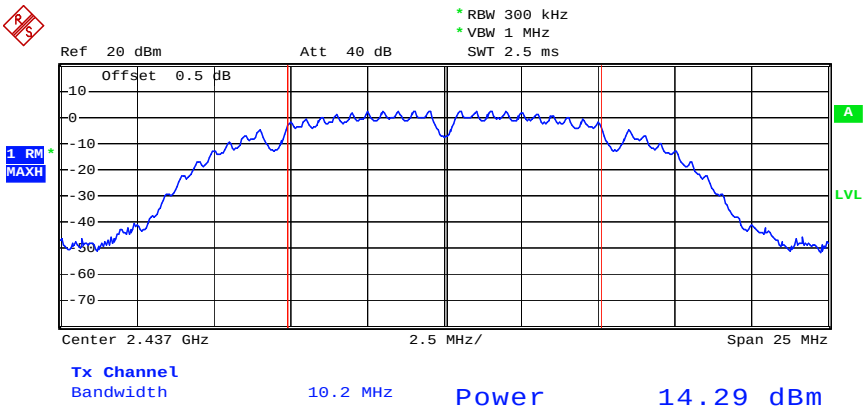

Date: 21.OCT.2015 16:43:39

802.11b Channel High 2462MHz

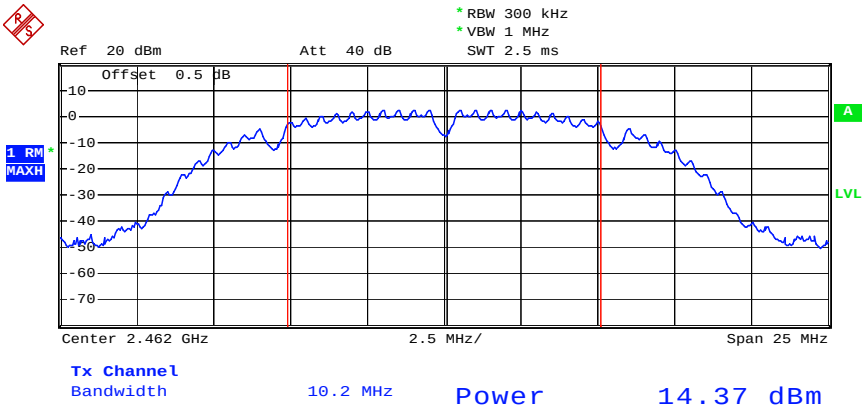

Date: 21.OCT.2015 16:53:07

802.11g Channel Low 2412MHz

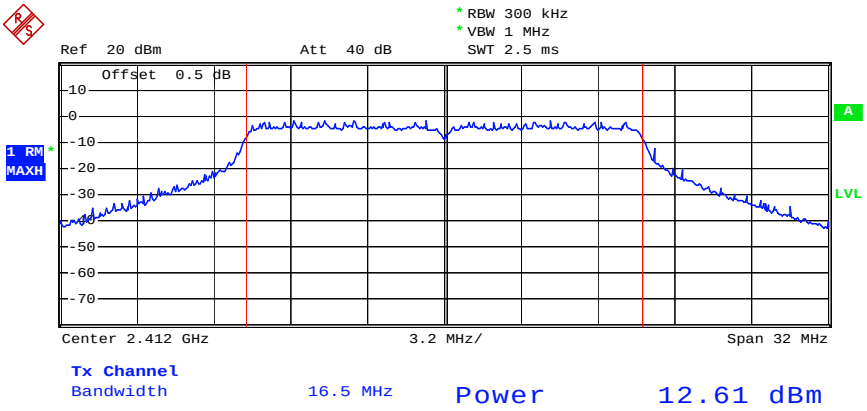

Date: 21.OCT.2015 16:46:58

802.11g Channel Middle 2437MHz

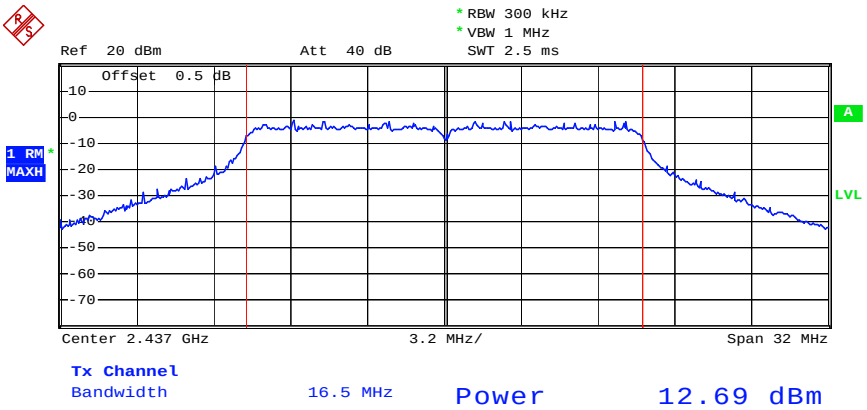

Date: 21.OCT.2015 16:47:30

802.11g Channel High 2462MHz

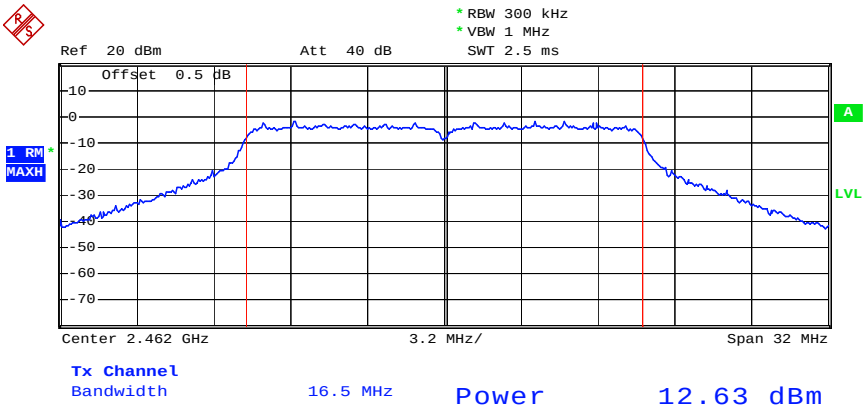

Date: 21.OCT.2015 16:48:07

802.11n Channel Low 2412MHz (20MHz)

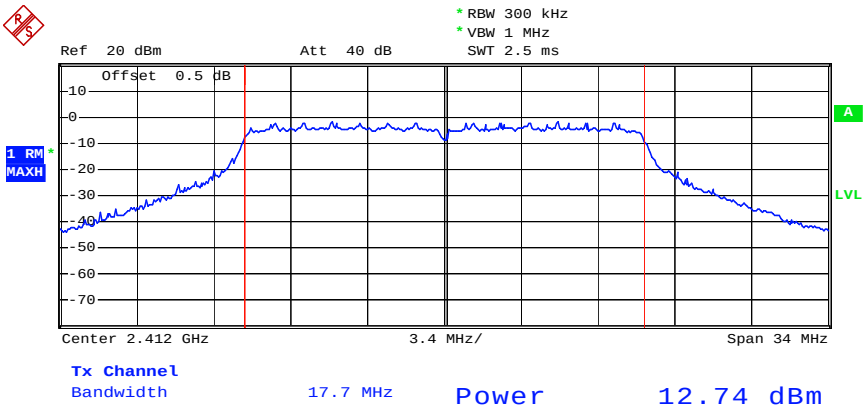

Date: 21.OCT.2015 16:50:37

802.11n Channel Middle 2437MHz (20MHz)

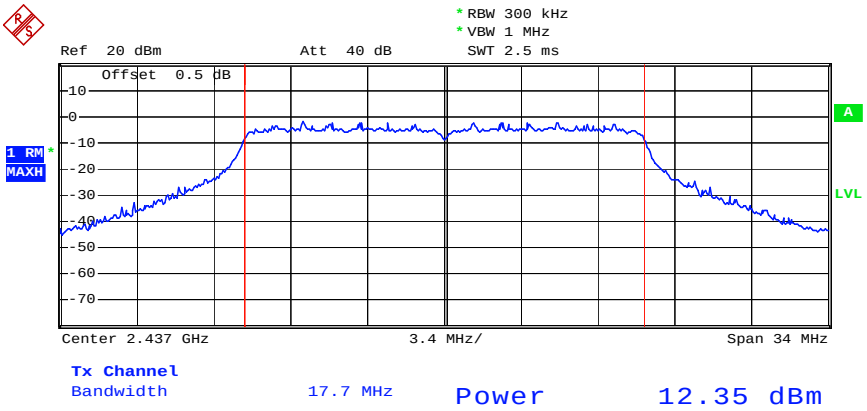

Date: 21.OCT.2015 16:50:58

802.11n Channel High 2462MHz (20MHz)

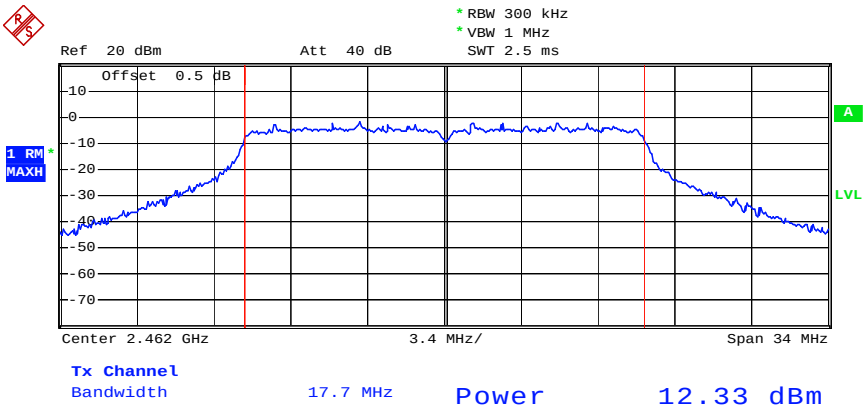

802.11n Channel Low 2422MHz (40MHz)

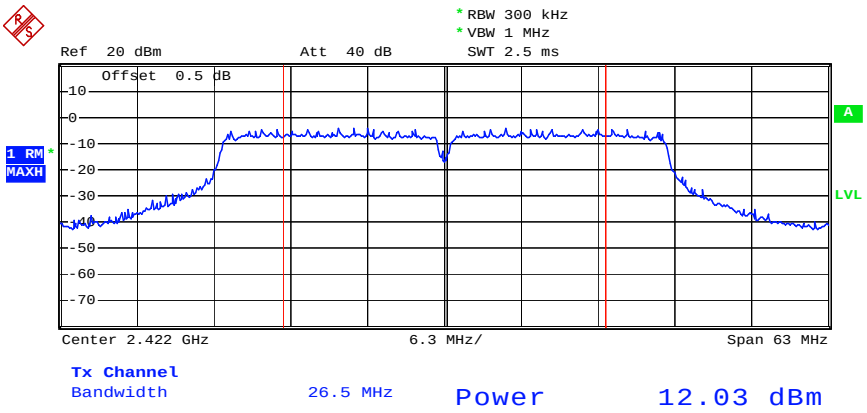

802.11n Channel Middle 2437MHz (40MHz)

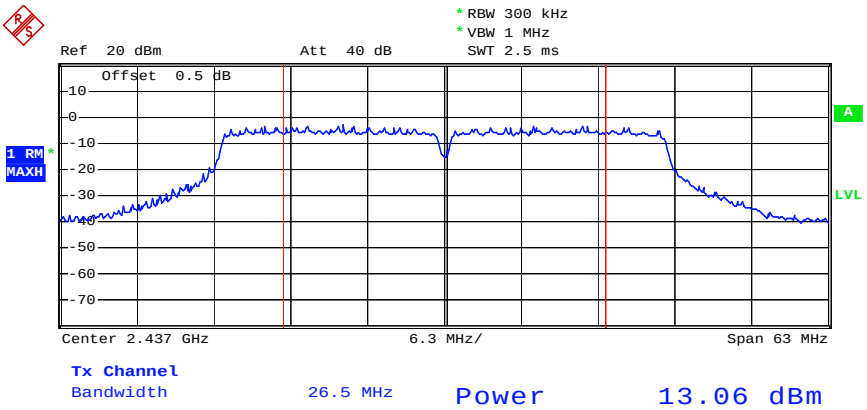

Date: 21.OCT.2015 17:00:06

802.11n Channel High 2452MHz (40MHz)

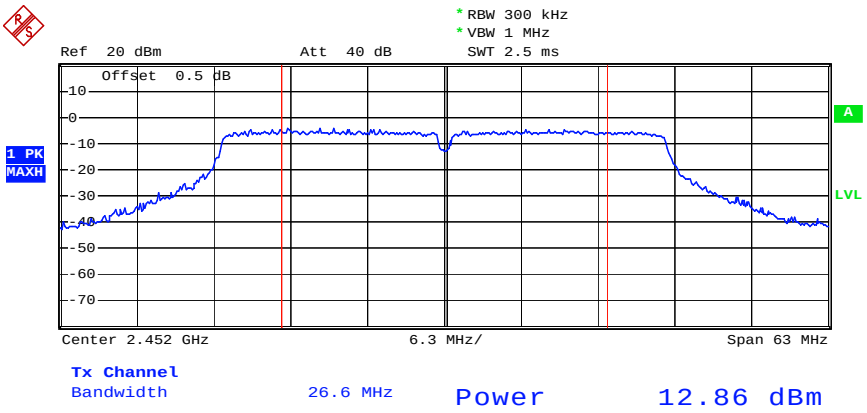

Date: 21.OCT.2015 17:17:49

8. POWER SPECTRAL DENSITY MEASUREMENT

8.1.Block Diagram of Test Setup

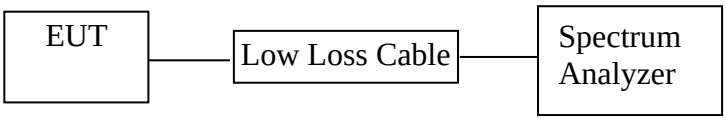

8.2.The Requirement For Section 15.247(e)

Section 15.247(e): For digitally modulated systems, the power spectral density conducted from the intentional radiator to the antenna shall not be greater than 8 dBm in any 3 kHz band during any time interval of continuous transmission.

8.3.EUT Configuration on Measurement

The equipment are installed on the emission Measurement to meet the commission requirements and operating regulations in a manner which tends to maximize its emission characteristics in normal application.

8.4.Operating Condition of EUT

8.4.1.Setup the EUT and simulator as shown as Section 8.1.

8.4.2.Turn on the power of all equipment.

8.4.3.Let the EUT work in TX modes measure it. The transmit frequency are 2412-2462 and 2422-2452MHz. We select 2412MHz, 2437MHz, 2462MHz and 2422MHz, 2437MHz, 2452MHz TX frequency to transmit.

8.5.Test Procedure

8.5.1.The transmitter output was connected to the spectrum analyzer through a low loss cable.

8.5.2.Measurement Procedure PKPSD:

This procedure must be used if maximum peak conducted output power was used to demonstrate compliance to the fundamental output power limit, and is optional if the maximum (average) conducted output power was used to demonstrate compliance.

1. Set analyzer center frequency to DTS channel center frequency.
2. Set the span to 1.5 times the DTS channel bandwidth.

3. Set the RBW 3 kHz ≤ RBW ≤ 100 kHz.
4. Set the VBW ≥ 3 x RBW.
5. Detector = peak.
6. Sweep time = auto couple.
7. Trace mode = max hold.
8. Allow trace to fully stabilize.
9. Use the peak marker function to determine the maximum amplitude level.
10. If measured value exceeds limit, reduce RBW (no less than 3 kHz) and repeat.

8.5.3.Measurement the maximum power spectral density.

8.6.Test Result

The test was performed with 802.11b			
Channel	Frequency (MHz)	Power Spectral Density (dBm)	Limits (dBm)
Low	2412	-12.57	8 dBm
Middle	2437	-11.66	8 dBm
High	2462	-12.77	8 dBm

The test was performed with 802.11g			
Channel	Frequency (MHz)	Power Spectral Density (dBm)	Limits (dBm)
Low	2412	-10.54	8 dBm
Middle	2437	-10.53	8 dBm
High	2462	-10.36	8 dBm

The test was performed with 802.11n (20MHz)			
Channel	Frequency (MHz)	Power Spectral Density (dBm)	Limits (dBm)
Low	2412	-11.25	8 dBm
Middle	2437	-10.43	8 dBm
High	2462	-10.68	8 dBm

The test was performed with 802.11n (40MHz)			
Channel	Frequency (MHz)	Power Spectral Density (dBm)	Limits (dBm)
Low	2422	-11.63	8 dBm
Middle	2437	-10.49	8 dBm
High	2452	-10.61	8 dBm

The spectrum analyzer plots are attached as below.

802.11b Channel Low 2412MHz

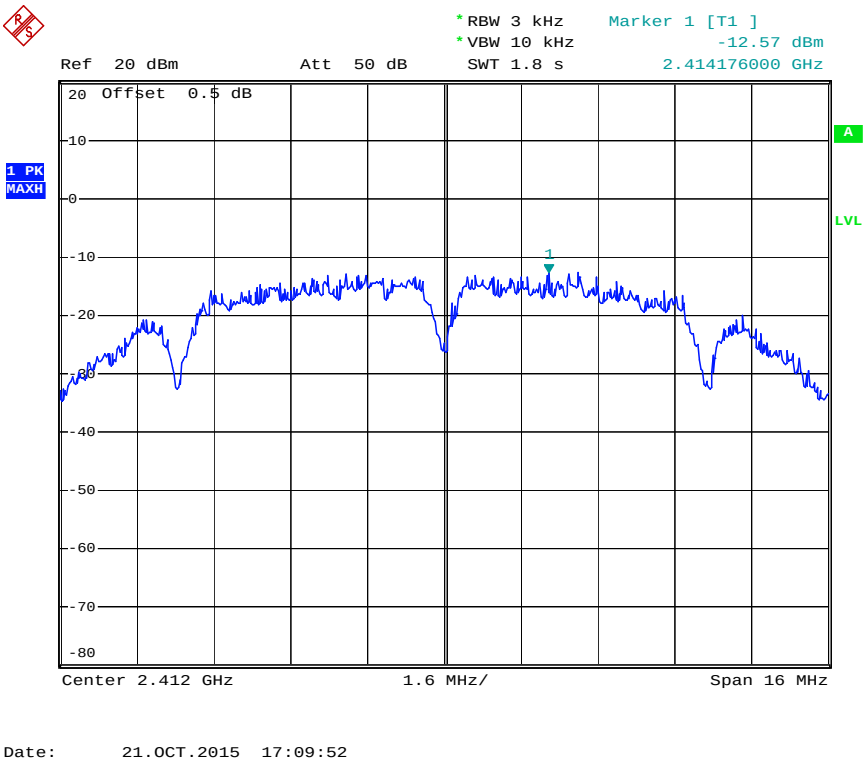

802.11b Channel Middle 2437MHz

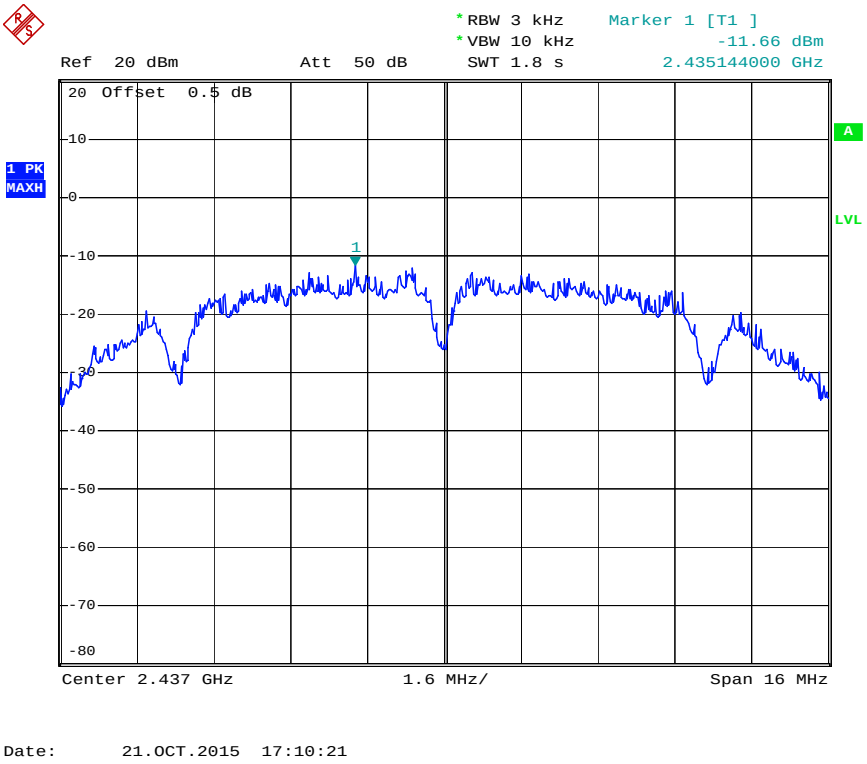

802.11b Channel High 2462MHz

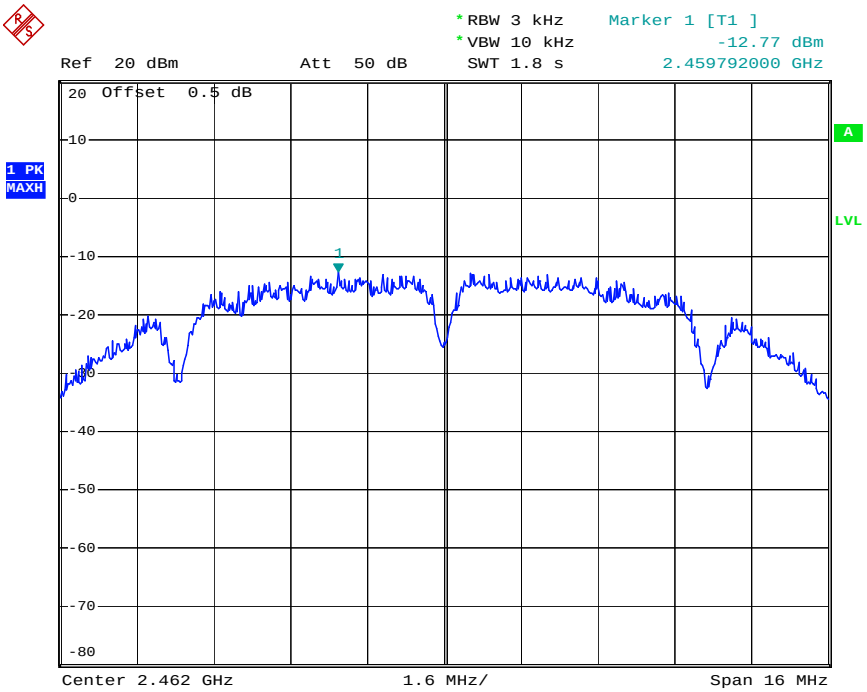

Date: 21.OCT.2015 17:10:42

802.11g Channel Low 2412MHz

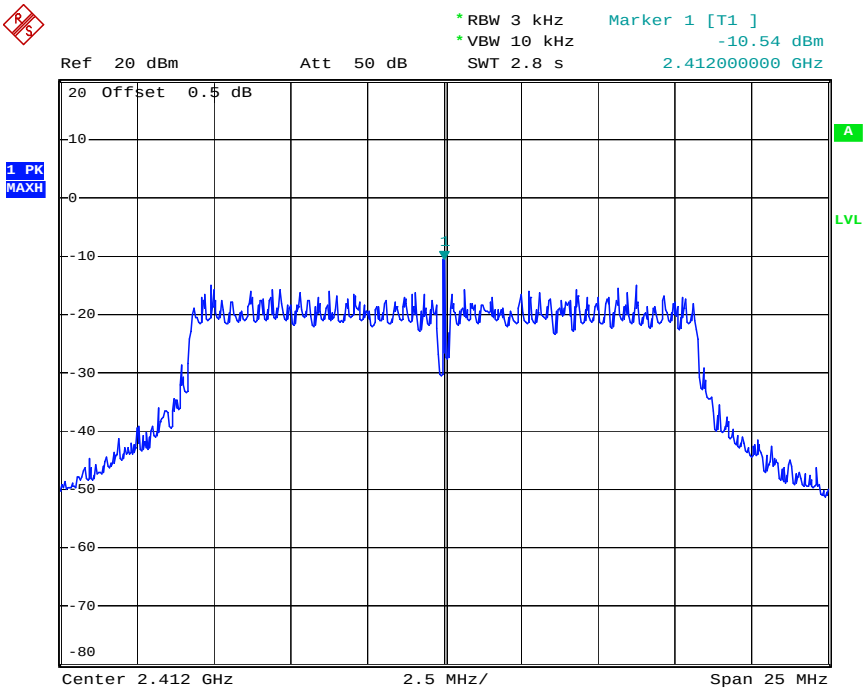

Date: 21.OCT.2015 17:11:25

802.11g Channel Middle 2437MHz

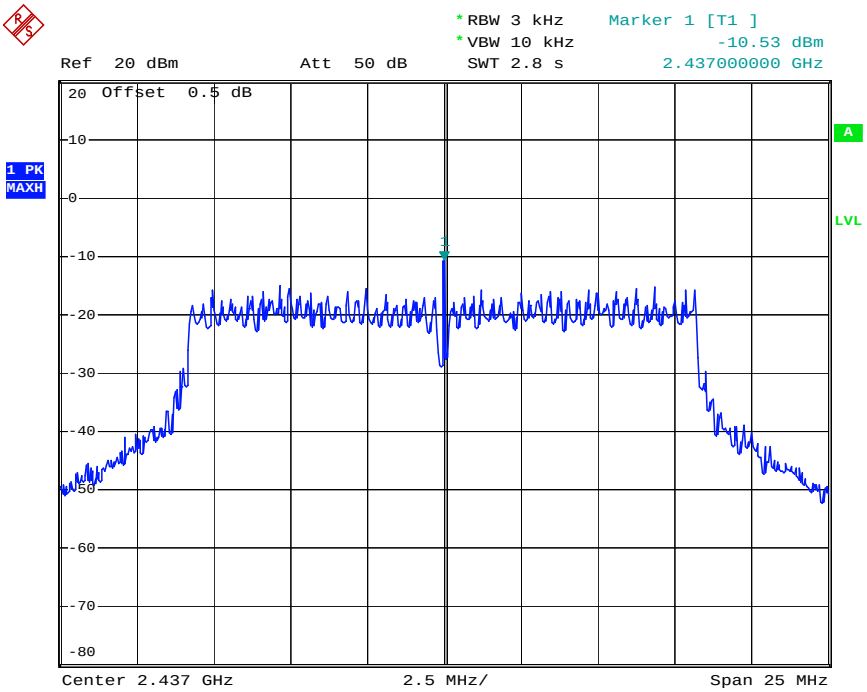

Date: 21.OCT.2015 17:11:46

802.11g Channel High 2462MHz

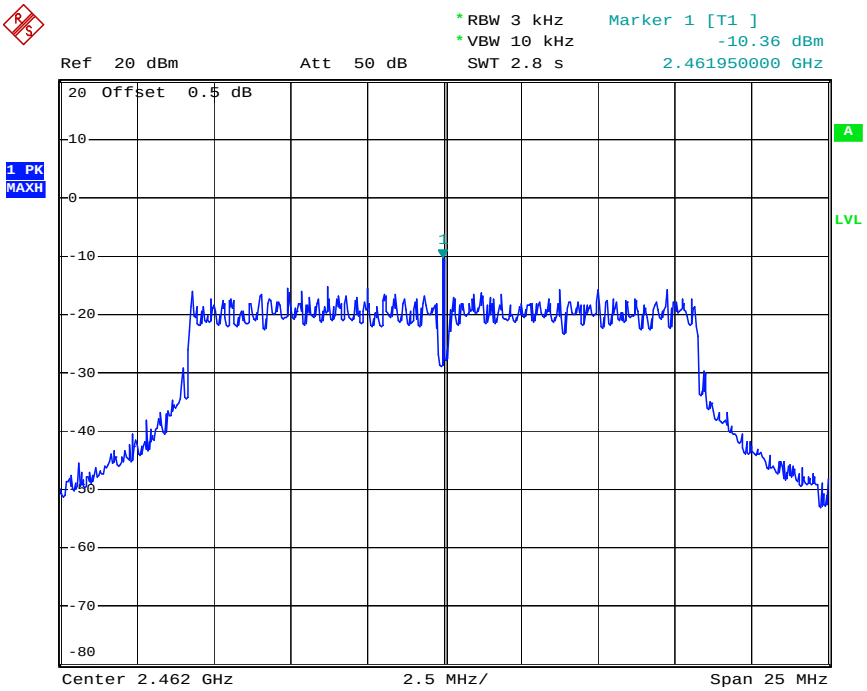

Date: 21.OCT.2015 17:12:06

802.11n Channel Low 2412MHz (20MHz)

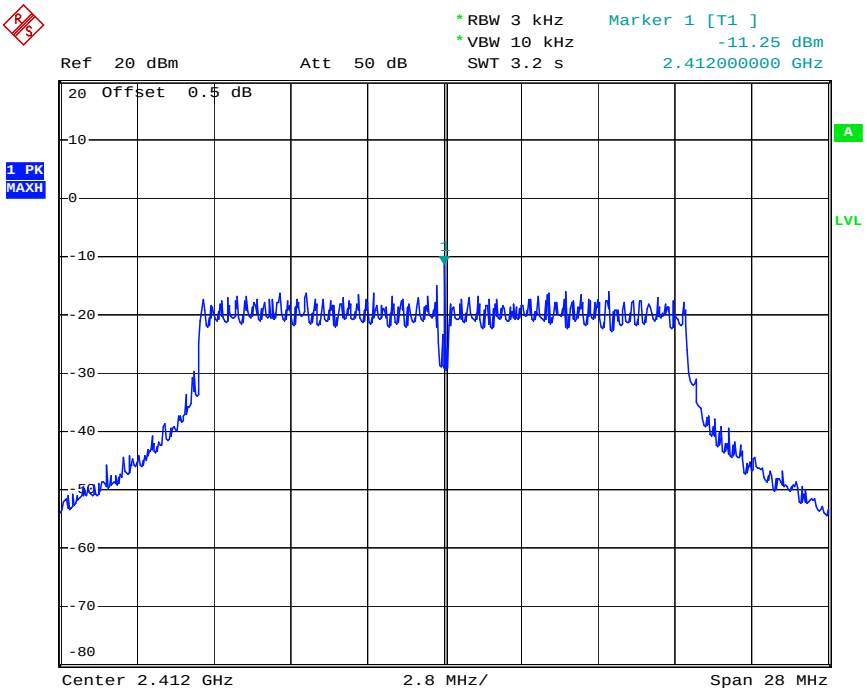

Date: 21.OCT.2015 17:12:42

802.11n Channel Middle 2437MHz (20MHz)

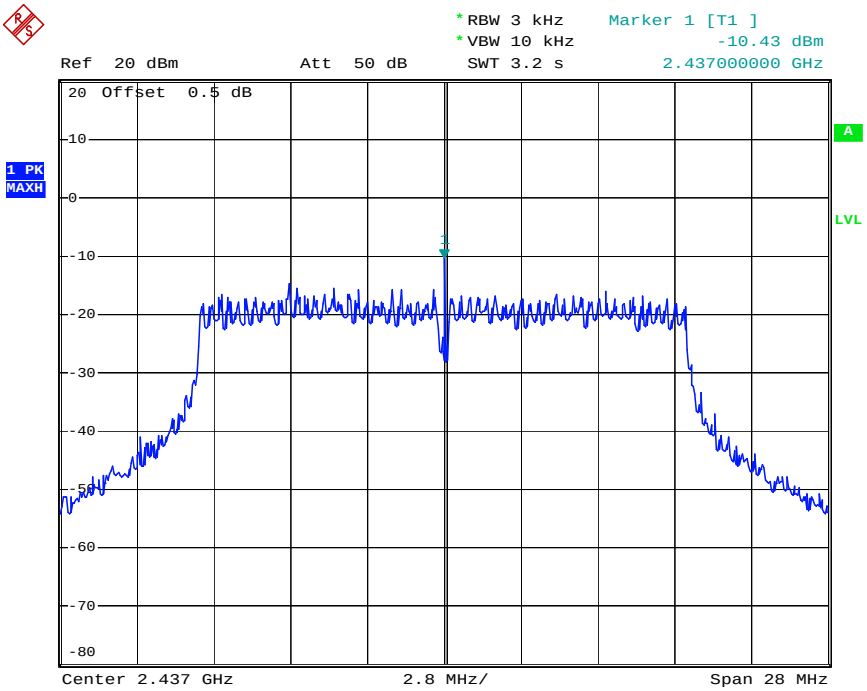

Date: 21.OCT.2015 17:13:04

802.11n Channel High 2462MHz(20MHz)

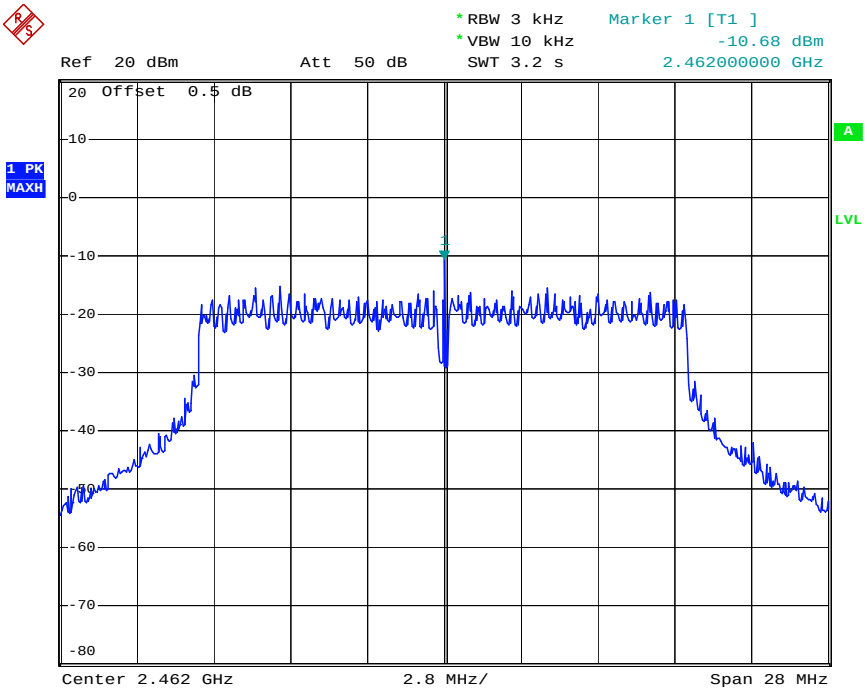

Date: 21.OCT.2015 17:13:24

802.11n Channel Low 2422MHz (40MHz)

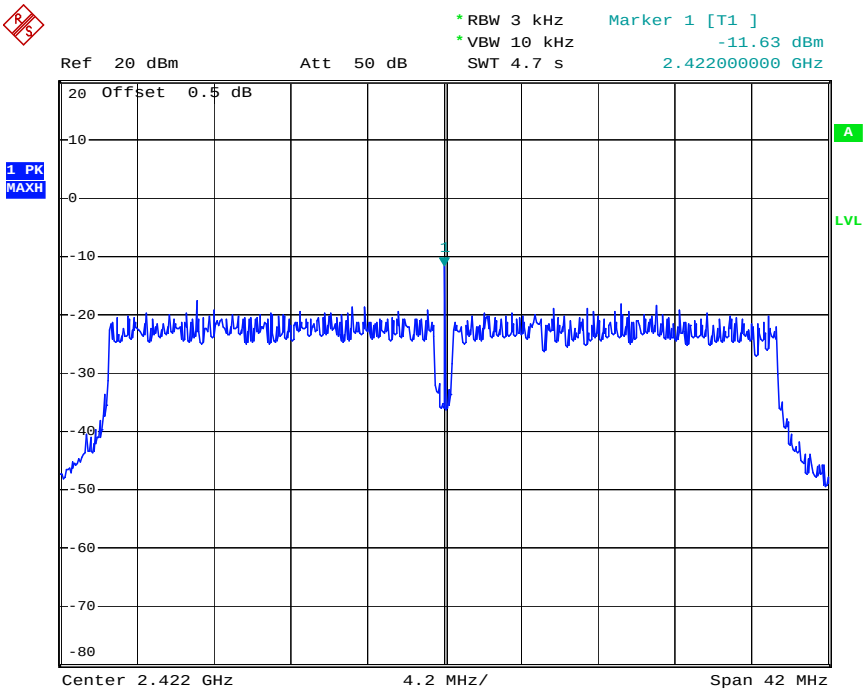

Date: 21.OCT.2015 17:14:23

802.11n Channel Middle 2437MHz(40MHz)

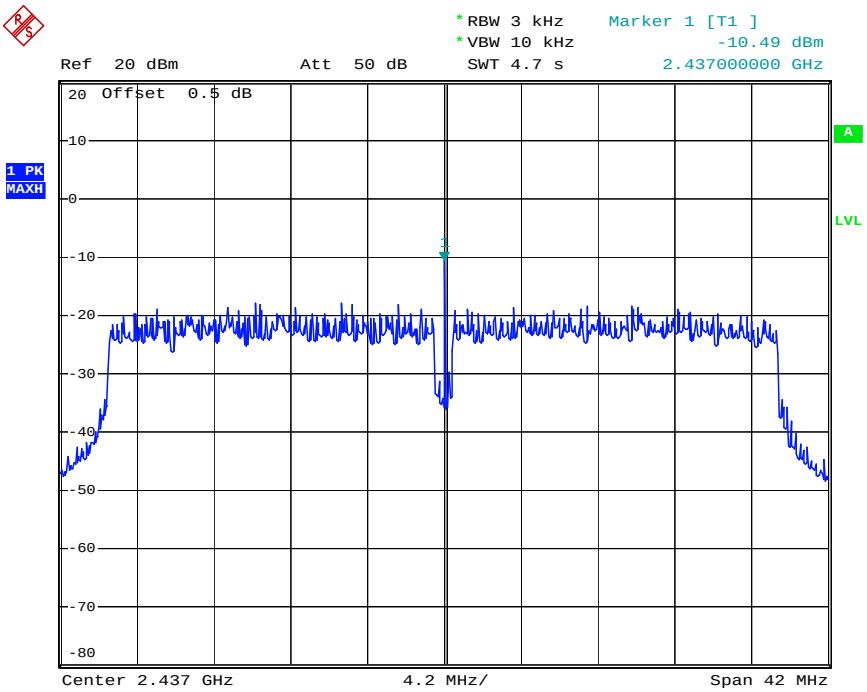

Date: 21.OCT.2015 17:15:01

802.11n Channel High 2452MHz(40MHz)

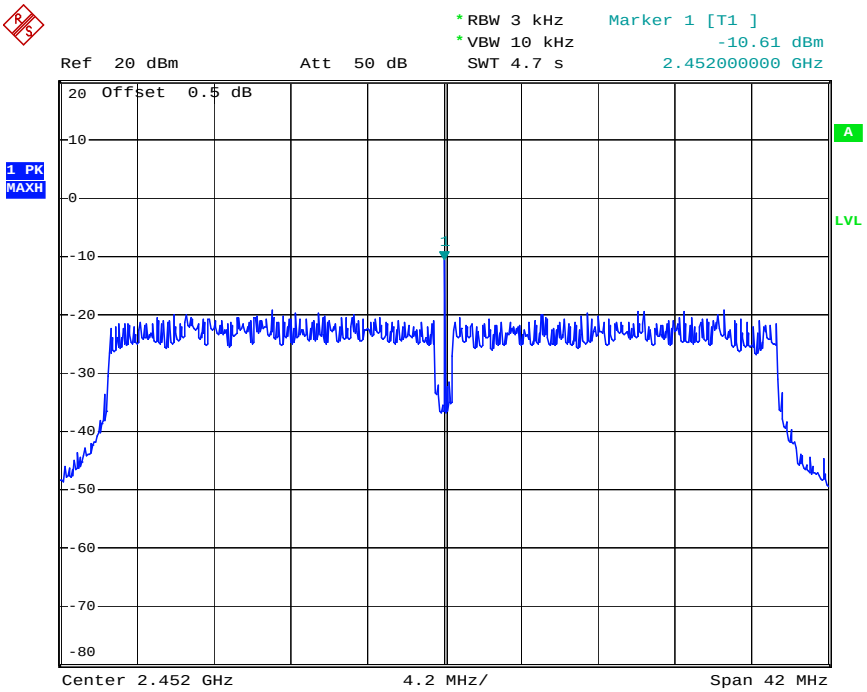

Date: 21.OCT.2015 17:15:26

9. BAND EDGE COMPLIANCE TEST

9.1. Block Diagram of Test Setup

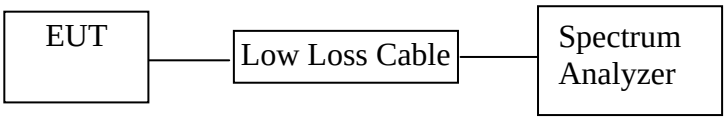

9.2. The Requirement For Section 15.247(d)

Section 15.247(d): In any 100 kHz bandwidth outside the frequency band in which the spread spectrum or digitally modulated intentional radiator is operating, the radio frequency power that is produced by the intentional radiator shall be at least 20 dB below that in the 100 kHz bandwidth within the band that contains the highest level of the desired power, based on either an RF conducted or a radiated measurement, provided the transmitter demonstrates compliance with the peak conducted power limits. If the transmitter complies with the conducted power limits based on the use of RMS averaging over a time interval, as permitted under paragraph (b)(3) of this section, the attenuation required under this paragraph shall be 30 dB instead of 20 dB. Attenuation below the general limits specified in Section 15.209(a) is not required. In addition, radiated emissions which fall in the restricted bands, as defined in Section 15.205(a), must also comply with the radiated emission limits specified in Section 15.209(a).

9.3. EUT Configuration on Measurement

The equipment are installed on the emission Measurement to meet the commission requirements and operating regulations in a manner which tends to maximize its emission characteristics in normal application.

9.4. Operating Condition of EUT

9.4.1. Setup the EUT and simulator as shown as Section 9.1.

9.4.2. Turn on the power of all equipment.

9.4.3. Let the EUT work in TX modes measure it. The transmit frequency are 2412-2462 and 2422-2452MHz MHz. We select 2412MHz, 2462MHz and 2422MHz, 2452MHz TX frequency to transmit.

9.5. Test Procedure

Conducted Band Edge:

9.5.1. The transmitter output was connected to the spectrum analyzer via a low loss cable.

9.5.2.Set RBW of spectrum analyzer to 100kHz and VBW to 300kHz.

Radiate Band Edge:

9.5.3.The EUT is placed on a turntable, which is 0.8m above the ground plane and worked at highest radiated power.

9.5.4.The turntable was rotated for 360 degrees to determine the position of maximum emission level.

9.5.5.EUT is set 3m away from the receiving antenna, which is varied from 1m to 4m to find out the highest emission.

9.5.6.Set the spectrum analyzer in the following setting in order to capture the lower and upper band-edges of the emission:

9.5.7.RBW=1MHz, VBW=1MHz

9.5.8.The band edges was measured and recorded.

9.6.Test Result

The test was performed with 802.11b		
Frequency (MHz)	Result of Band Edge (dBc)	Limit of Band Edge (dBc)
2412	44.69	> 20dBc
2462	45.78	> 20dBc

The test was performed with 802.11g		
Frequency (MHz)	Result of Band Edge (dBc)	Limit of Band Edge (dBc)
2412	31.89	> 20dBc
2462	43.81	> 20dBc

The test was performed with 802.11n (20MHz)		
Frequency (MHz)	Result of Band Edge (dBc)	Limit of Band Edge (dBc)
2412	33.01	> 20dBc
2462	44.02	> 20dBc

The test was performed with 802.11n (40MHz)		
Frequency (MHz)	Result of Band Edge (dBc)	Limit of Band Edge (dBc)
2422	36.57	> 20dBc
2452	44.00	> 20dBc

802.11b Channel Low 2412MHz

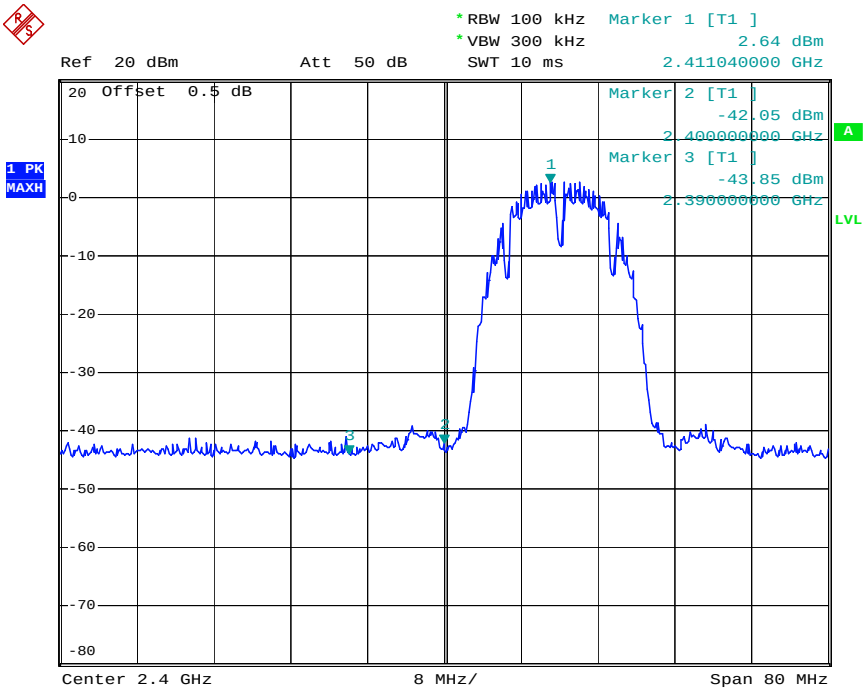

Date: 21.OCT.2015 16:30:07

802.11b Channel High 2462MHz

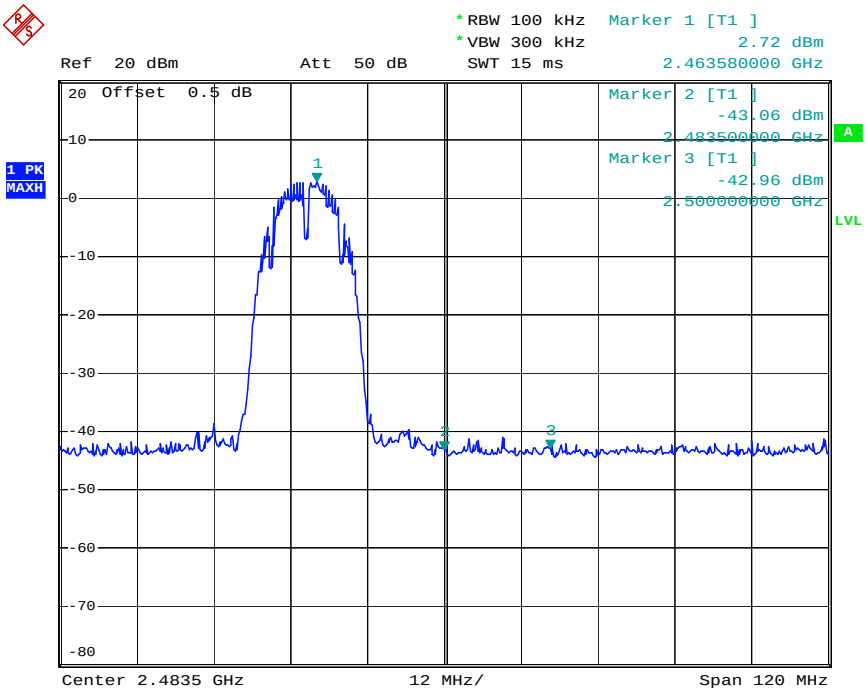

Date: 21.OCT.2015 16:31:27

802.11g Channel Low 2412MHz

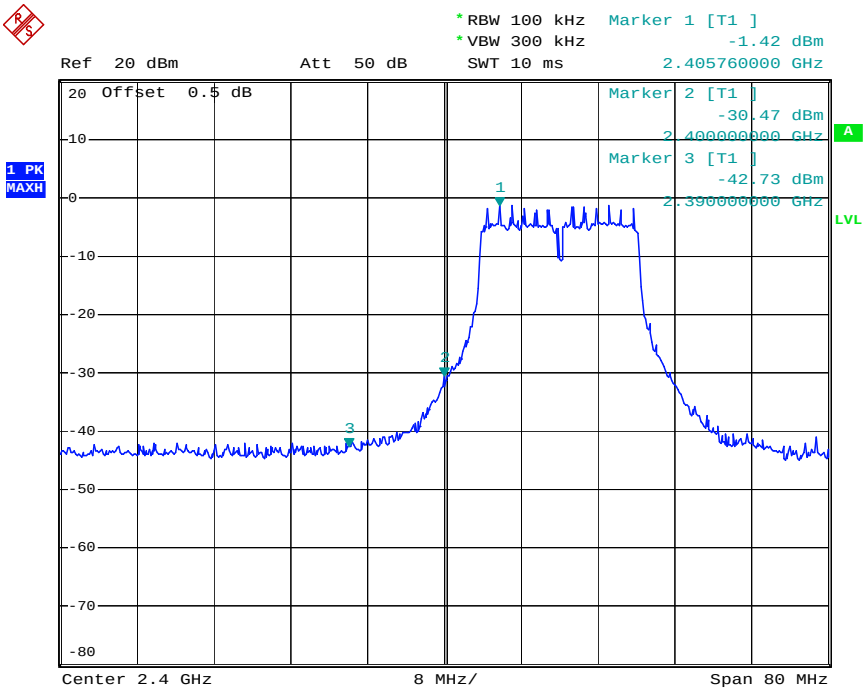

Date: 21.OCT.2015 16:33:41

802.11g Channel High 2462MHz

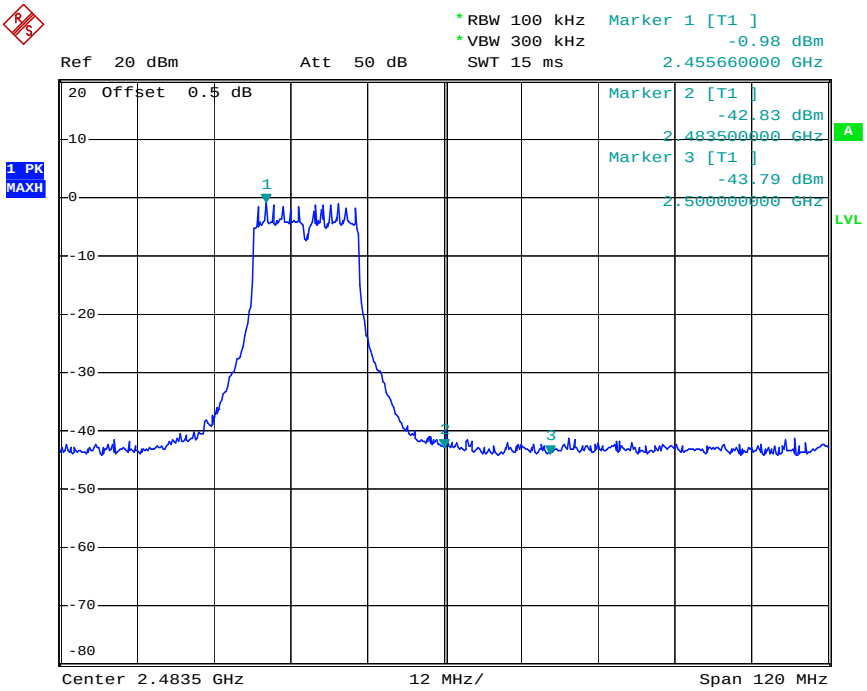

Date: 21.OCT.2015 16:33:01

802.11n Channel Low 2412MHz (20MHz)

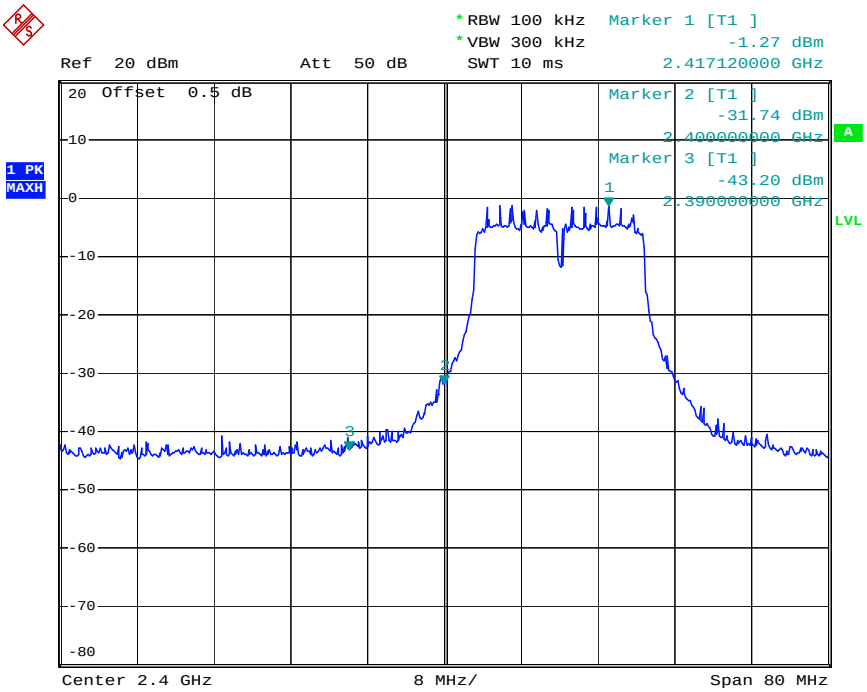

Date: 21.OCT.2015 16:34:24

802.11n Channel High 2462MHz (20MHz)

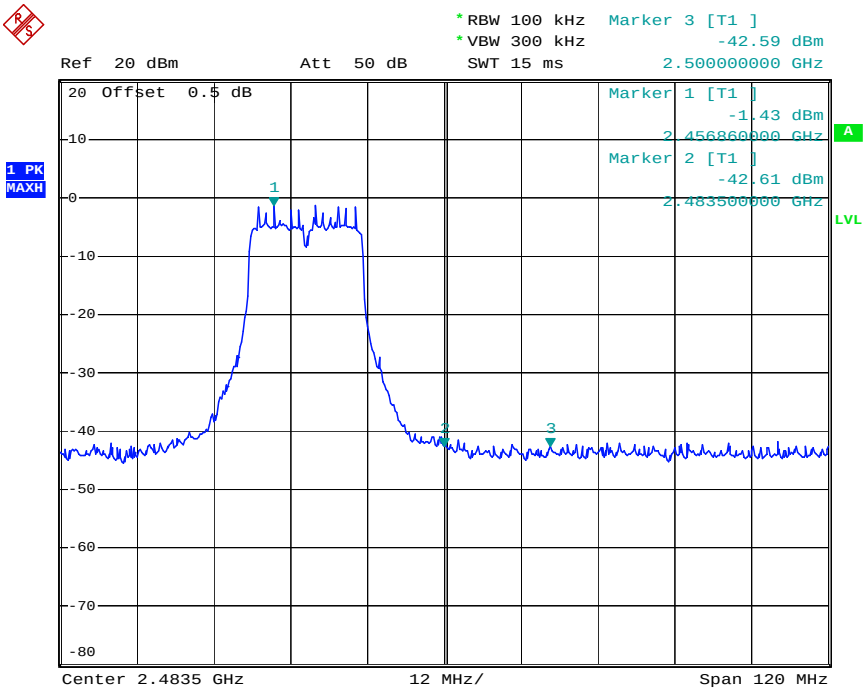

Date: 21.OCT.2015 16:35:02

802.11n Channel Low 2422MHz (40MHz)

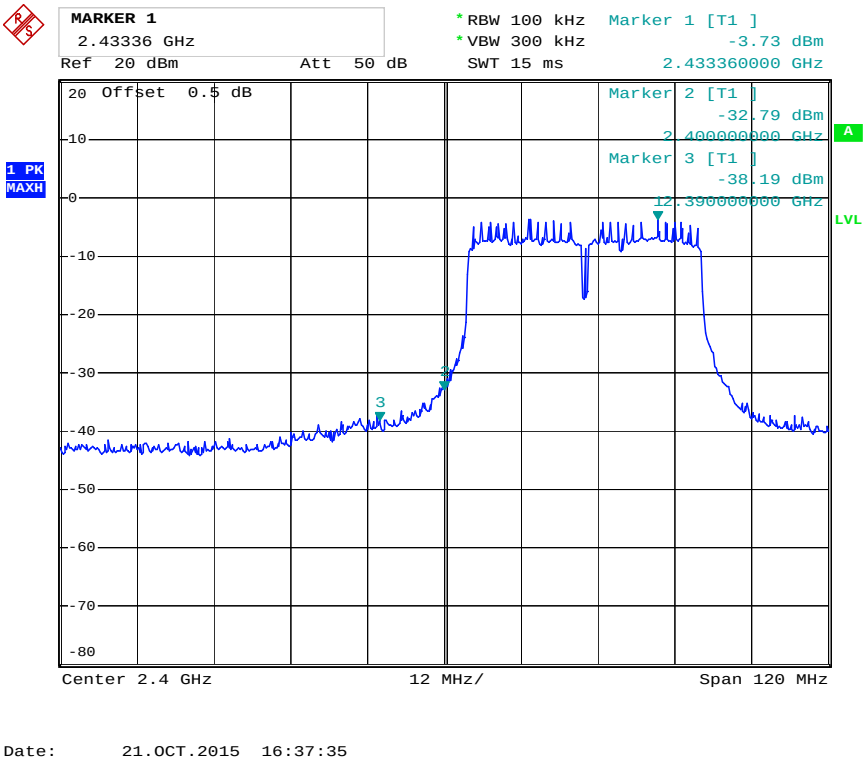

802.11n Channel High 2452MHz (40MHz)

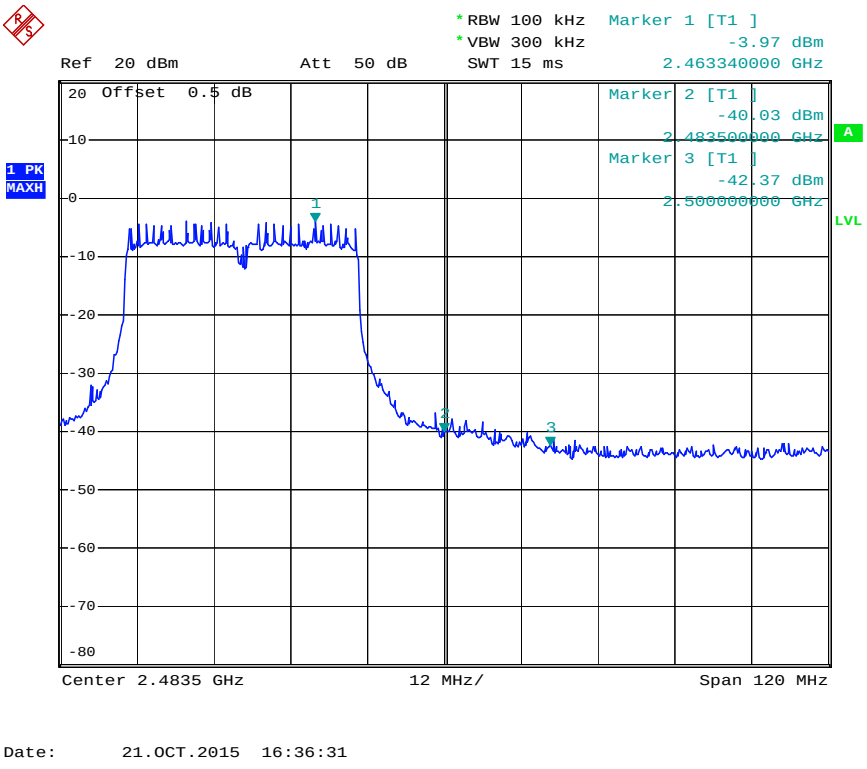

Radiated Band Edge Result

Note:

1. Emissions attenuated more than 20 dB below the permissible value are not reported.

2. The field strength is calculated by adding the antenna factor, high pass filter loss(if used) and cable loss, and subtracting the amplifier gain(if any)from the measured reading. The basic equation calculation is as follows:

   Result = Reading + Corrected Factor
3. Display the measurement of peak values.

Test Procedure:

The EUT and its simulators are placed on a turntable, which is 1.5 meter high above ground(Above 1GHz). The turntable can rotate 360 degrees to determine the position of the maximum emission level. EUT is set 3.0 meters away from the receiving antenna, which is mounted on an antenna tower. The antenna can be moved up and down between 1.0 meter and 4 meters to find out the maximum emission level. Broadband antenna (calibrated bi-log antenna) is used as receiving antenna. Both horizontal and vertical polarizations of the antenna are set on measurement. In order to find the maximum emission levels, all of the EUT location must be manipulated according to ANSI C63.10:2013 on radiated emission measurement. The EUT was tested in 3 orthogonal planes.

Let the EUT work in TX modes then measure it.
We select 2412MHz, 2462MHz TX frequency to transmit(802.11b/g/n20 mode).
We select 2422MHz, 2452MHz TX frequency to transmit(802.11n40 mode).

During the radiated emission test, the spectrum analyzer was set with the following configurations:
1.The resolution bandwidth of test receiver/spectrum analyzer is 1MHz and video bandwidth is 3MHz for peak measurement with peak detector at frequency above 1GHz.
2.The resolution bandwidth of test receiver/spectrum analyzer is 1MHz and video bandwidth is 10Hz for Average measurement with peak detection at frequency above 1GHz.
3.All modes of operation were investigated and the worst-case emissions are reported.

ACCURATE TECHNOLOGY CO., LTD.
F1,Bldg,A,Changyuan New Material Port Keyuan Rd,
Science & Industry Park,Nanshan Shenzhen,P.R.China
Site: 2# Chamber
Tel:+86-0755-26503290
Fax:+86-0755-26503396

Job No.: star2015 #745	Polarization: Horizontal
Standard: FCC PK	Power Source: DC 5V
Test item: Radiation Test	Date: 15/10/19/
Temp.(C)/Hum.(%) 23 C / 48 %	Time: 14/42/43
EUT: Household air conditioner overseas usb wifi module	Engineer Signature: Star
Mode: TX Channel 1 (802.11b)	Distance: 3m
Model: MK-QTWIFI-03	
Manufacturer: Rayson	

Note: Report NO.:ATE20152120

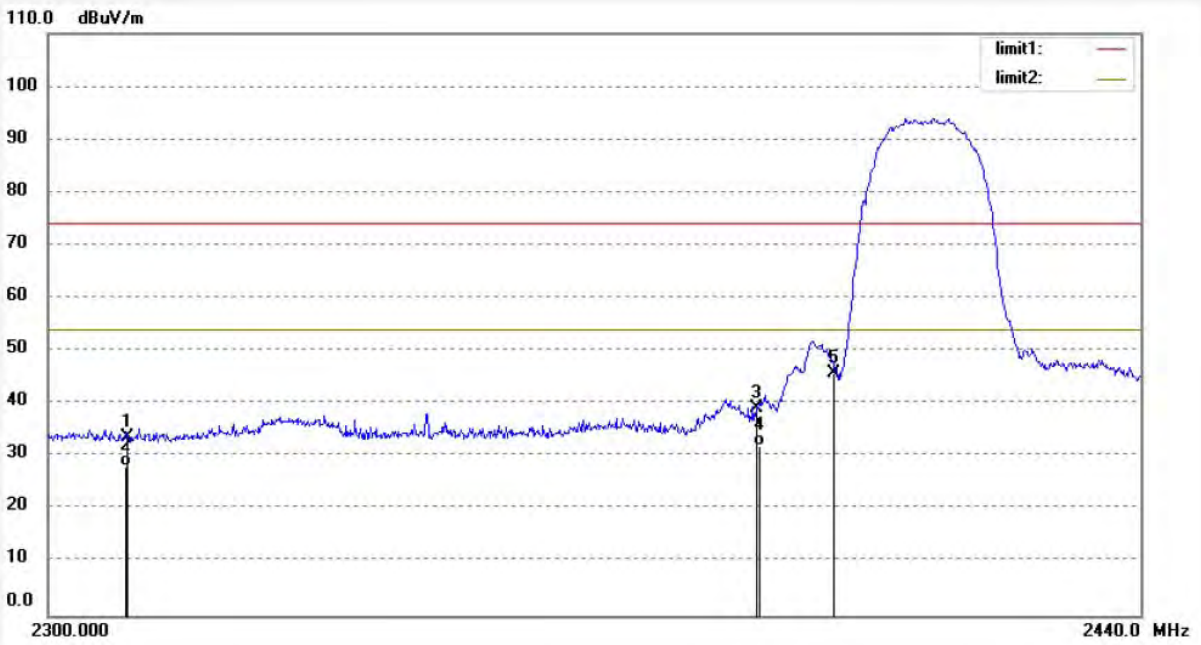

No.	Freq. (MHz)	Reading (dBuV/m)	Factor (dB)	Result (dBuV/m)	Limit (dBuV/m)	Margin (dB)	Detector	Height (cm)	Degree (deg.)	Remark
1	2310.000	41.52	-7.81	33.71	74.00	-40.29	peak			
2	2310.000	36.00	-7.81	28.19	54.00	-25.81	AVG			
3	2390.000	46.79	-7.53	39.26	74.00	-34.74	peak			
4	2390.000	39.67	-7.53	32.14	54.00	-21.86	AVG			
5	2400.000	53.38	-7.46	45.92	74.00	-28.08	peak			

Note: Average measurement with peak detection at No.2&4

ACCURATE TECHNOLOGY CO., LTD.
F1,Bldg,A,Changyuan New Material Port Keyuan Rd,
Science & Industry Park,Nanshan Shenzhen,P.R.China
Site: 2# Chamber
Tel:+86-0755-26503290
Fax:+86-0755-26503396

Job No.: star2015 #746	Polarization: Vertical
Standard: FCC PK	Power Source: DC 5V
Test item: Radiation Test	Date: 15/10/19/
Temp.(C)/Hum.(%) 23 C / 48 %	Time: 14/47/36
EUT: Household air conditioner overseas usb wifi module	Engineer Signature: Star
Mode: TX Channel 1 (802.11b)	Distance: 3m
Model: MK-QTWIFI-03	
Manufacturer: Rayson	

Note: Report NO.:ATE20152120

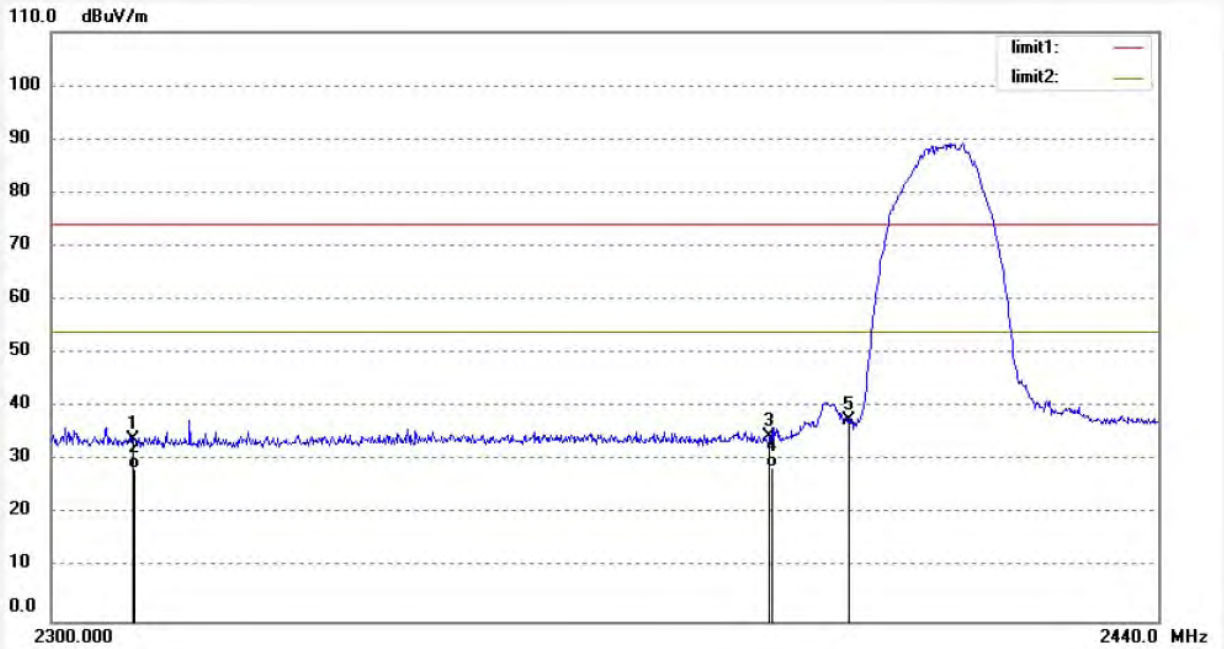

No.	Freq. (MHz)	Reading (dBuV/m)	Factor (dB)	Result (dBuV/m)	Limit (dBuV/m)	Margin (dB)	Detector	Height (cm)	Degree (deg.)	Remark
1	2310.000	41.77	-7.81	33.96	74.00	-40.04	peak			
2	2310.000	36.15	-7.81	28.34	54.00	-25.66	AVG			
3	2390.000	42.00	-7.53	34.47	74.00	-39.53	peak			
4	2390.000	36.17	-7.53	28.64	54.00	-25.36	AVG			
5	2400.000	45.11	-7.46	37.65	74.00	-36.35	peak			

Note: Average measurement with peak detection at No.2&4

ACCURATE TECHNOLOGY CO., LTD.
F1,Bldg,A,Changyuan New Material Port Keyuan Rd,
Science & Industry Park,Nanshan Shenzhen,P.R.China
Site: 2# Chamber
Tel:+86-0755-26503290
Fax:+86-0755-26503396

Job No.: star2015 #747	Polarization: Vertical
Standard: FCC PK	Power Source: DC 5V
Test item: Radiation Test	Date: 15/10/19/
Temp.(C)/Hum.(%) 23 C / 48 %	Time: 14/51/08
EUT: Household air conditioner overseas usb wifi module	Engineer Signature: Star
Mode: TX Channel 11 (802.11b)	Distance: 3m
Model: MK-QTWIFI-03	
Manufacturer: Rayson	

Note: Report NO.:ATE20152120

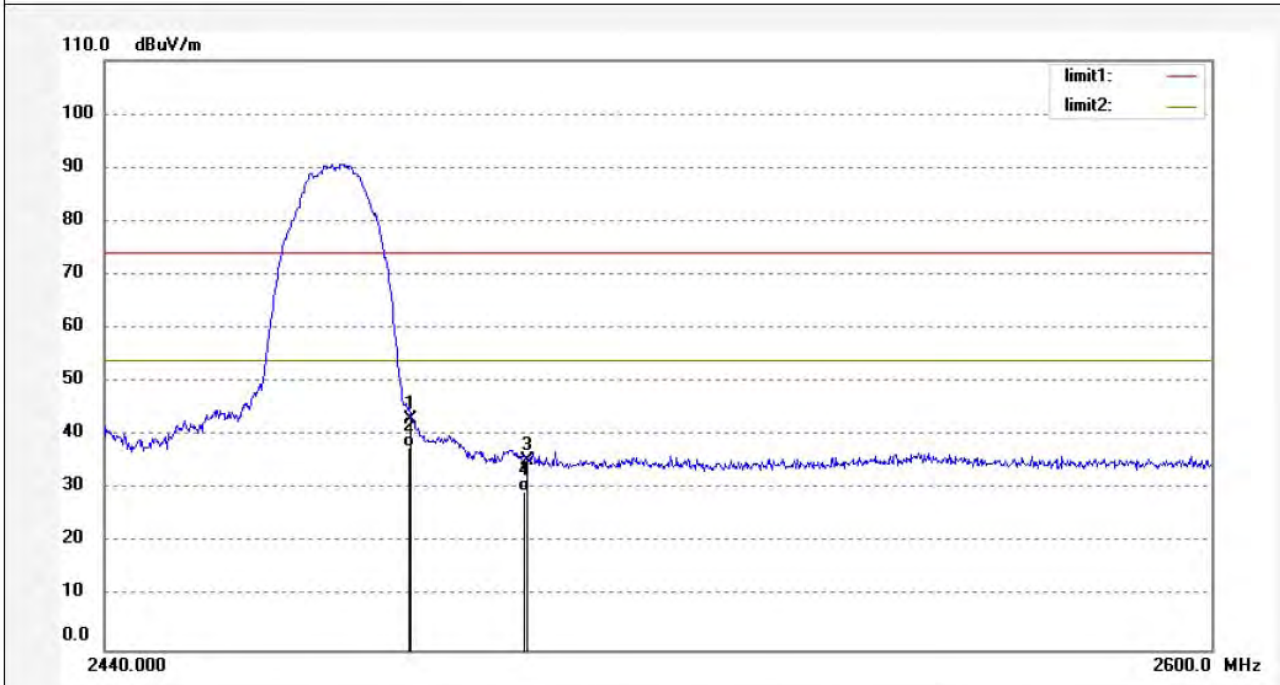

No.	Freq. (MHz)	Reading (dBuV/m)	Factor (dB)	Result (dBuV/m)	Limit (dBuV/m)	Margin (dB)	Detector	Height (cm)	Degree (deg.)	Remark
1	2483.500	50.50	-7.37	43.13	74.00	-30.87	peak			
2	2483.500	45.10	-7.37	37.73	54.00	-16.27	AVG			
3	2500.000	42.69	-7.40	35.29	74.00	-38.71	peak			
4	2500.000	37.00	-7.40	29.60	54.00	-24.40	AVG			

Note: Average measurement with peak detection at No.2&4

ACCURATE TECHNOLOGY CO., LTD.
F1,Bldg,A,Changyuan New Material Port Keyuan Rd,
Science & Industry Park,Nanshan Shenzhen,P.R.China
Site: 2# Chamber
Tel:+86-0755-26503290
Fax:+86-0755-26503396

Job No.: star2015 #748	Polarization: Horizontal
Standard: FCC PK	Power Source: DC 5V
Test item: Radiation Test	Date: 15/10/19/
Temp.(C)/Hum.(%) 23 C / 48 %	Time: 14/55/03
EUT: Household air conditioner overseas usb wifi module	Engineer Signature: Star
Mode: TX Channel 11 (802.11b)	Distance: 3m
Model: MK-QTWIFI-03	
Manufacturer: Rayson	

Note: Report NO.:ATE20152120

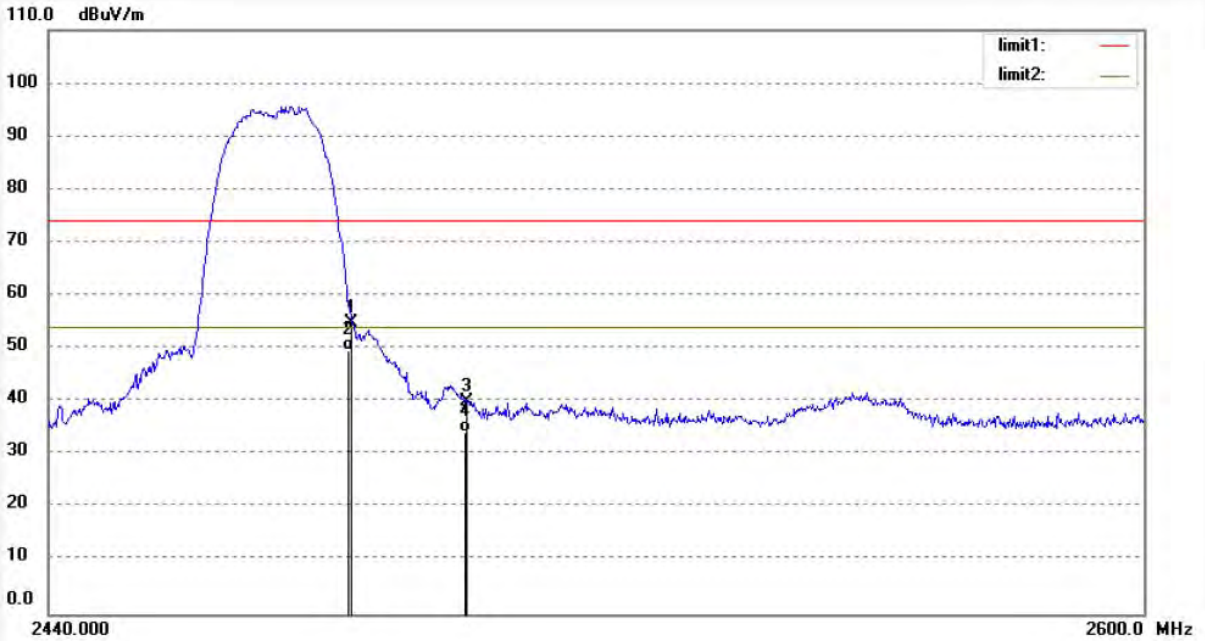

No.	Freq. (MHz)	Reading (dBuV/m)	Factor (dB)	Result (dBuV/m)	Limit (dBuV/m)	Margin (dB)	Detector	Height (cm)	Degree (deg.)	Remark
1	2483.500	62.29	-7.37	54.92	74.00	-19.08	peak			
2	2483.500	57.00	-7.37	49.63	54.00	-4.37	AVG			
3	2500.000	47.33	-7.40	39.93	74.00	-34.07	peak			
4	2500.000	41.69	-7.40	34.29	54.00	-19.71	AVG			

Note: Average measurement with peak detection at No.2&4

ACCURATE TECHNOLOGY CO., LTD.
F1,Bldg,A,Changyuan New Material Port Keyuan Rd,
Science & Industry Park,Nanshan Shenzhen,P.R.China
Site: 2# Chamber
Tel:+86-0755-26503290
Fax:+86-0755-26503396

Job No.: star2015 #728	Polarization: Vertical
Standard: FCC PK	Power Source: DC 5V
Test item: Radiation Test	Date: 15/10/19/
Temp.(C)/Hum.(%) 23 C / 48 %	Time: 13/42/35
EUT: Household air conditioner overseas usb wifi module	Engineer Signature: Star
Mode: TX Channel 1 (802.11g)	Distance: 3m
Model: MK-QTWIFI-03	
Manufacturer: Rayson	

Note: Report NO.:ATE20152120

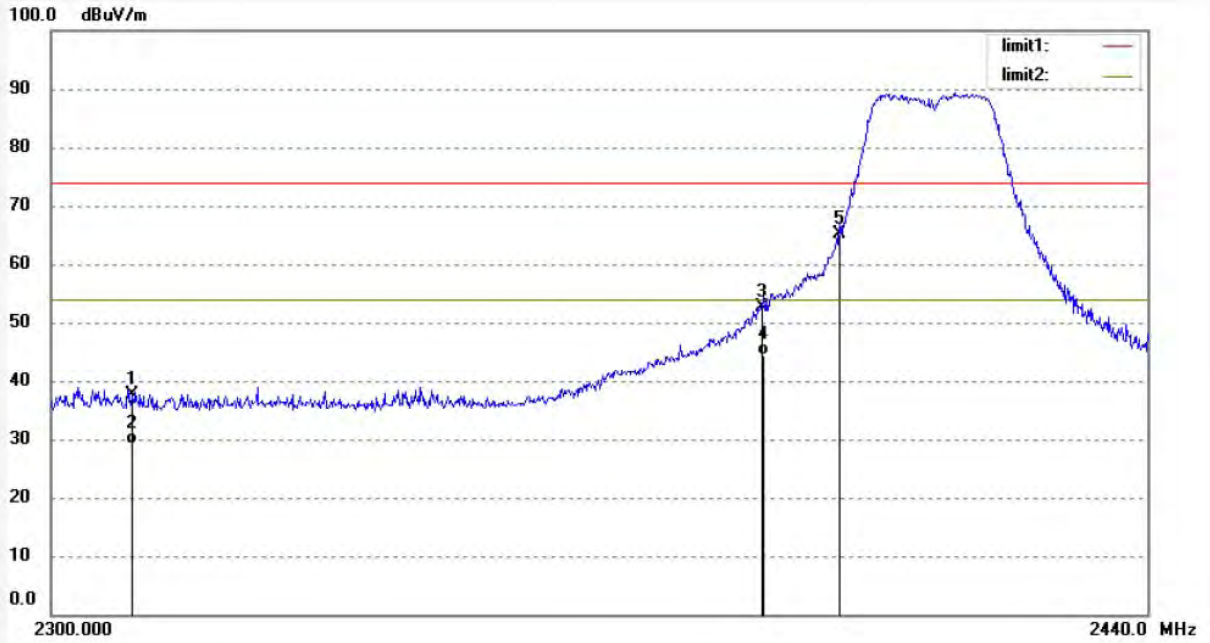

No.	Freq. (MHz)	Reading (dBuV/m)	Factor (dB)	Result (dBuV/m)	Limit (dBuV/m)	Margin (dB)	Detector	Height (cm)	Degree (deg.)	Remark
1	2310.000	45.38	-7.81	37.57	74.00	-36.43	peak			
2	2310.000	36.97	-7.81	29.16	54.00	-24.84	AVG			
3	2390.000	60.12	-7.53	52.59	74.00	-21.41	peak			
4	2390.000	51.90	-7.53	44.37	54.00	-9.63	AVG			
5	2400.000	72.62	-7.46	65.16	74.00	-8.84	peak			

Note: Average measurement with peak detection at No.2&4

ACCURATE TECHNOLOGY CO., LTD.
F1,Bldg,A,Changyuan New Material Port Keyuan Rd,
Science & Industry Park,Nanshan Shenzhen,P.R.China
Site: 2# Chamber
Tel:+86-0755-26503290
Fax:+86-0755-26503396

Job No.: star2015 #729	Polarization: Horizontal
Standard: FCC PK	Power Source: DC 5V
Test item: Radiation Test	Date: 15/10/19/
Temp.(C)/Hum.(%) 23 C / 48 %	Time: 13/45/57
EUT: Household air conditioner overseas usb wifi module	Engineer Signature: Star
Mode: TX Channel 1 (802.11g)	Distance: 3m
Model: MK-QTWIFI-03	
Manufacturer: Rayson	

Note: Report NO.:ATE20152120

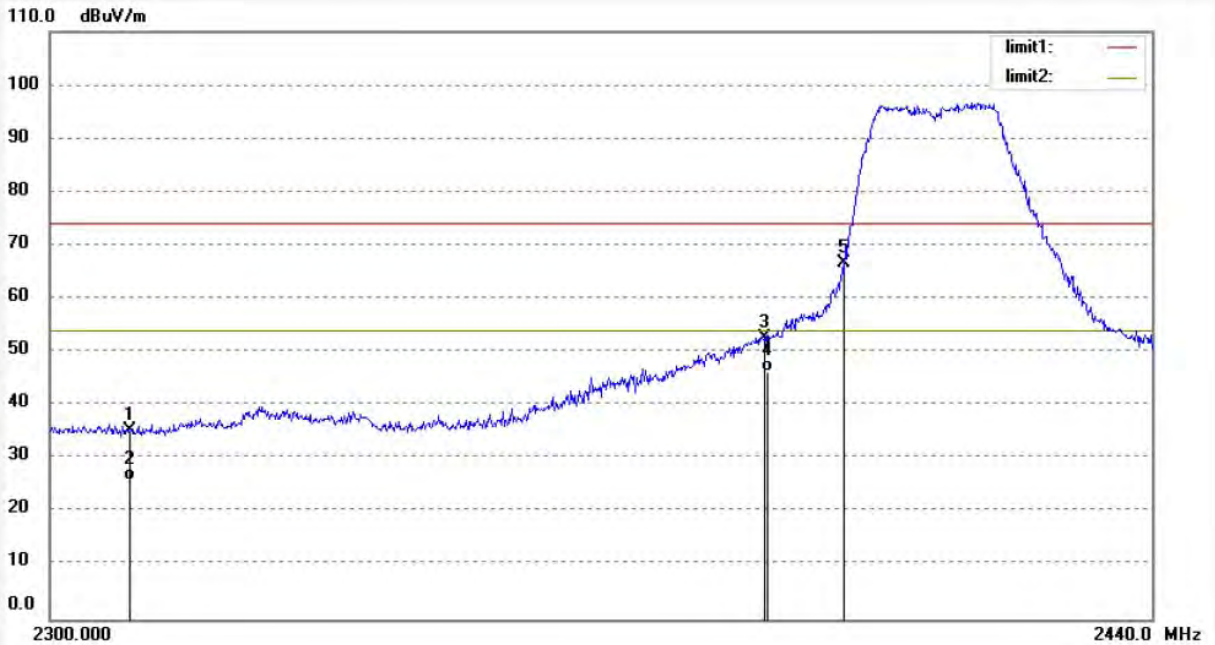

No.	Freq. (MHz)	Reading (dBuV/m)	Factor (dB)	Result (dBuV/m)	Limit (dBuV/m)	Margin (dB)	Detector	Height (cm)	Degree (deg.)	Remark
1	2310.000	43.05	-7.81	35.24	74.00	-38.76	peak			
2	2310.000	33.69	-7.81	25.88	54.00	-28.12	AVG			
3	2390.000	60.08	-7.53	52.55	74.00	-21.45	peak			
4	2390.000	53.97	-7.53	46.44	54.00	-7.56	AVG			
5	2400.000	74.23	-7.46	66.77	74.00	-7.23	peak			

Note: Average measurement with peak detection at No.2&4

ACCURATE TECHNOLOGY CO., LTD.
F1,Bldg,A,Changyuan New Material Port Keyuan Rd,
Science & Industry Park,Nanshan Shenzhen,P.R.China
Site: 2# Chamber
Tel:+86-0755-26503290
Fax:+86-0755-26503396

Job No.: star2015 #733	Polarization: Horizontal
Standard: FCC PK	Power Source: DC 5V
Test item: Radiation Test	Date: 15/10/19/
Temp.(C)/Hum.(%) 23 C / 48 %	Time: 13/59/17
EUT: Household air conditioner overseas usb wifi module	Engineer Signature: Star
Mode: TX Channel 11 (802.11g)	Distance: 3m
Model: MK-QTWIFI-03	
Manufacturer: Rayson	

Note: Report NO.:ATE20152120

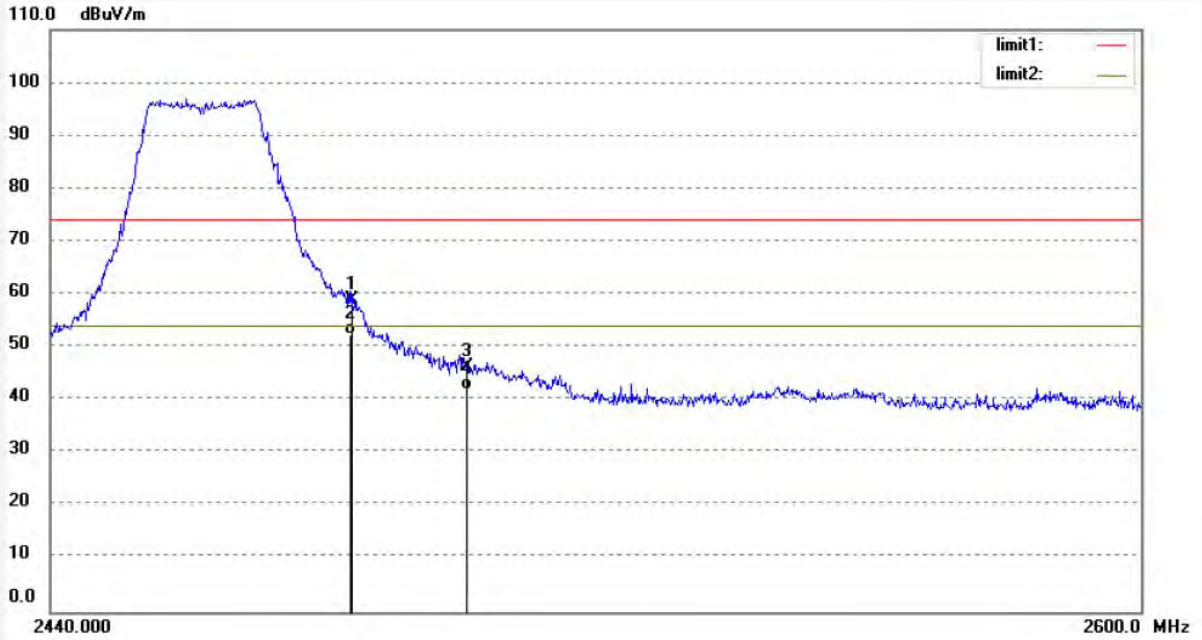

No.	Freq. (MHz)	Reading (dBuV/m)	Factor (dB)	Result (dBuV/m)	Limit (dBuV/m)	Margin (dB)	Detector	Height (cm)	Degree (deg.)	Remark
1	2483.500	66.27	-7.37	58.90	74.00	-15.10	peak			
2	2483.500	59.70	-7.37	52.33	54.00	-1.67	AVG			
3	2500.000	53.87	-7.40	46.47	74.00	-27.53	peak			
4	2500.000	49.37	-7.40	41.97	54.00	-12.03	AVG			

Note: Average measurement with peak detection at No.2&4

ACCURATE TECHNOLOGY CO., LTD.
F1,Bldg,A,Changyuan New Material Port Keyuan Rd,
Science & Industry Park,Nanshan Shenzhen,P.R.China
Site: 2# Chamber
Tel:+86-0755-26503290
Fax:+86-0755-26503396

Job No.: star2015 #734	Polarization: Vertical
Standard: FCC PK	Power Source: DC 5V
Test item: Radiation Test	Date: 15/10/19/
Temp.(C)/Hum.(%) 23 C / 48 %	Time: 14/02/25
EUT: Household air conditioner overseas usb wifi module	Engineer Signature: Star
Mode: TX Channel 11 (802.11g)	Distance: 3m
Model: MK-QTWIFI-03	
Manufacturer: Rayson	

Note: Report NO.:ATE20152120

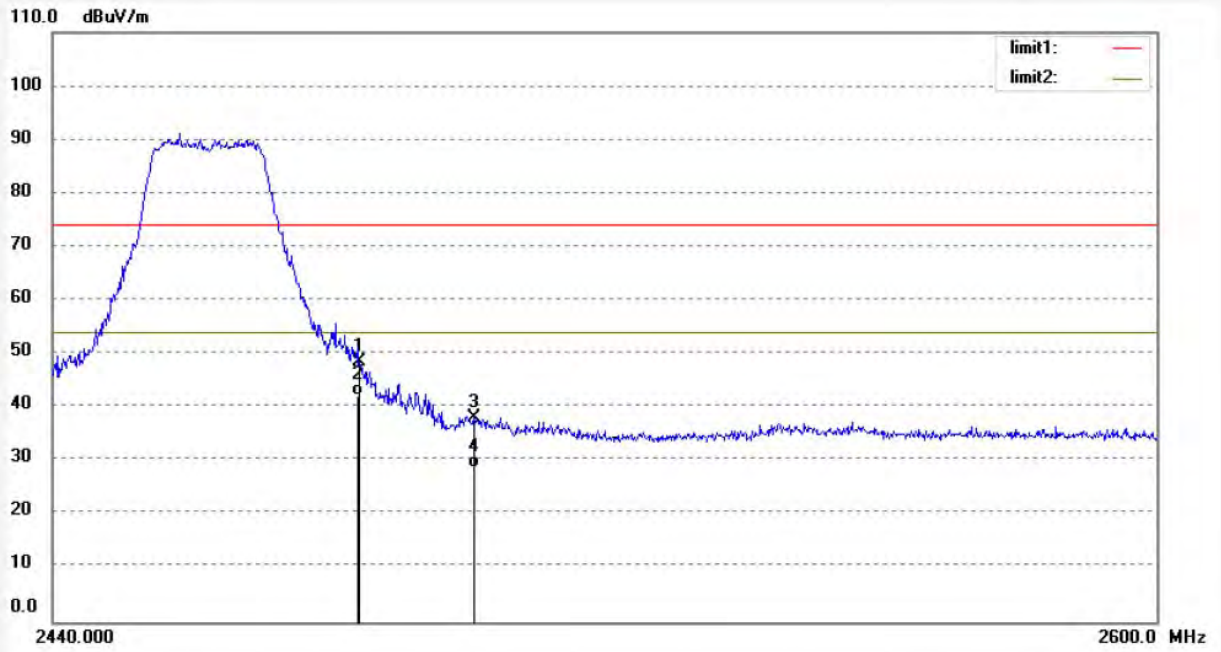

No.	Freq. (MHz)	Reading (dBuV/m)	Factor (dB)	Result (dBuV/m)	Limit (dBuV/m)	Margin (dB)	Detector	Height (cm)	Degree (deg.)	Remark
1	2483.500	56.04	-7.37	48.67	74.00	-25.33	peak			
2	2483.500	49.70	-7.37	42.33	54.00	-11.67	AVG			
3	2500.000	45.42	-7.40	38.02	74.00	-35.98	peak			
4	2500.000	36.25	-7.40	28.85	54.00	-25.15	AVG			

Note: Average measurement with peak detection at No.2&4

ACCURATE TECHNOLOGY CO., LTD.
F1,Bldg,A,Changyuan New Material Port Keyuan Rd,
Science & Industry Park,Nanshan Shenzhen,P.R.China
Site: 2# Chamber
Tel:+86-0755-26503290
Fax:+86-0755-26503396

Job No.: star2015 #738	Polarization: Vertical
Standard: FCC PK	Power Source: DC 5V
Test item: Radiation Test	Date: 15/10/19/
Temp.(C)/Hum.(%) 23 C / 48 %	Time: 14/19/26
EUT: Household air conditioner overseas usb wifi module	Engineer Signature: Star
Mode: TX Channel 1 (802.11n)	Distance: 3m
Model: MK-QTWIFI-03	
Manufacturer: Rayson	

Note: Report NO.:ATE20152120

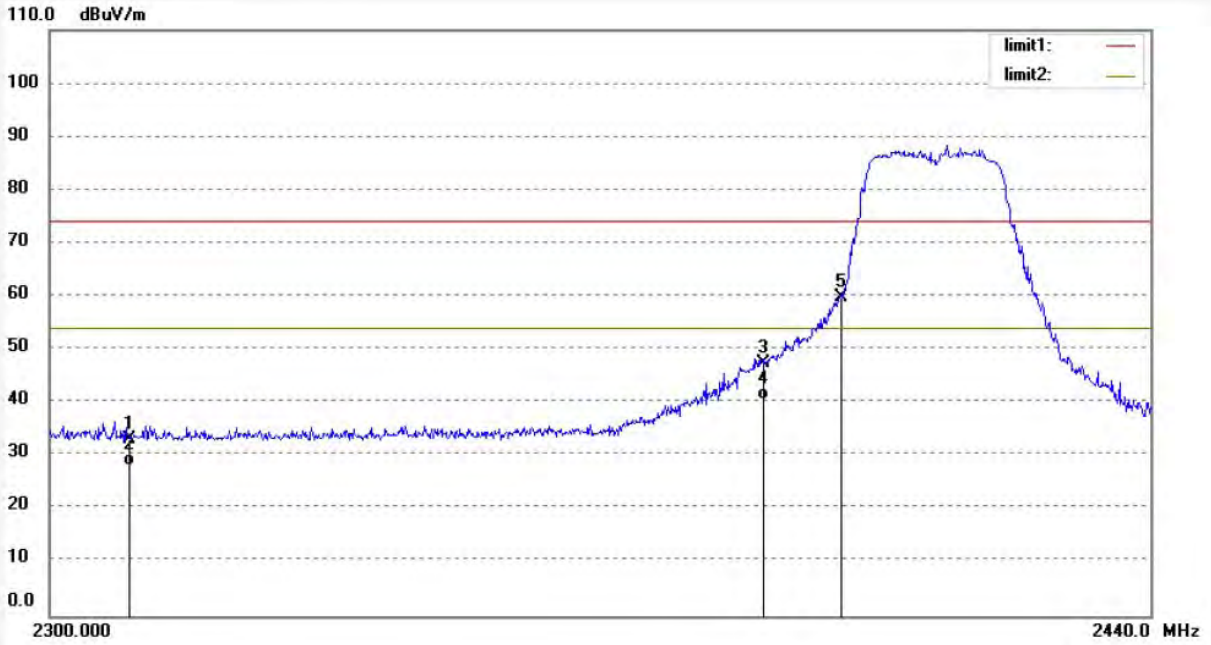

No.	Freq. (MHz)	Reading (dBuV/m)	Factor (dB)	Result (dBuV/m)	Limit (dBuV/m)	Margin (dB)	Detector	Height (cm)	Degree (deg.)	Remark
1	2310.000	40.90	-7.81	33.09	74.00	-40.91	peak			
2	2310.000	36.00	-7.81	28.19	54.00	-25.81	AVG			
3	2390.000	55.00	-7.53	47.47	74.00	-26.53	peak			
4	2390.000	48.15	-7.53	40.62	54.00	-13.38	AVG			
5	2400.000	67.24	-7.46	59.78	74.00	-14.22	peak			

Note: Average measurement with peak detection at No.2&4

ACCURATE TECHNOLOGY CO., LTD.
F1,Bldg,A,Changyuan New Material Port Keyuan Rd,
Science & Industry Park,Nanshan Shenzhen,P.R.China
Site: 2# Chamber
Tel:+86-0755-26503290
Fax:+86-0755-26503396

Job No.: star2015 #737	Polarization: Horizontal
Standard: FCC PK	Power Source: DC 5V
Test item: Radiation Test	Date: 15/10/19/
Temp.(C)/Hum.(%) 23 C / 48 %	Time: 14/14/12
EUT: Household air conditioner overseas usb wifi module	Engineer Signature: Star
Mode: TX Channel 1 (802.11n)	Distance: 3m
Model: MK-QTWIFI-03	
Manufacturer: Rayson	

Note: Report NO.:ATE20152120

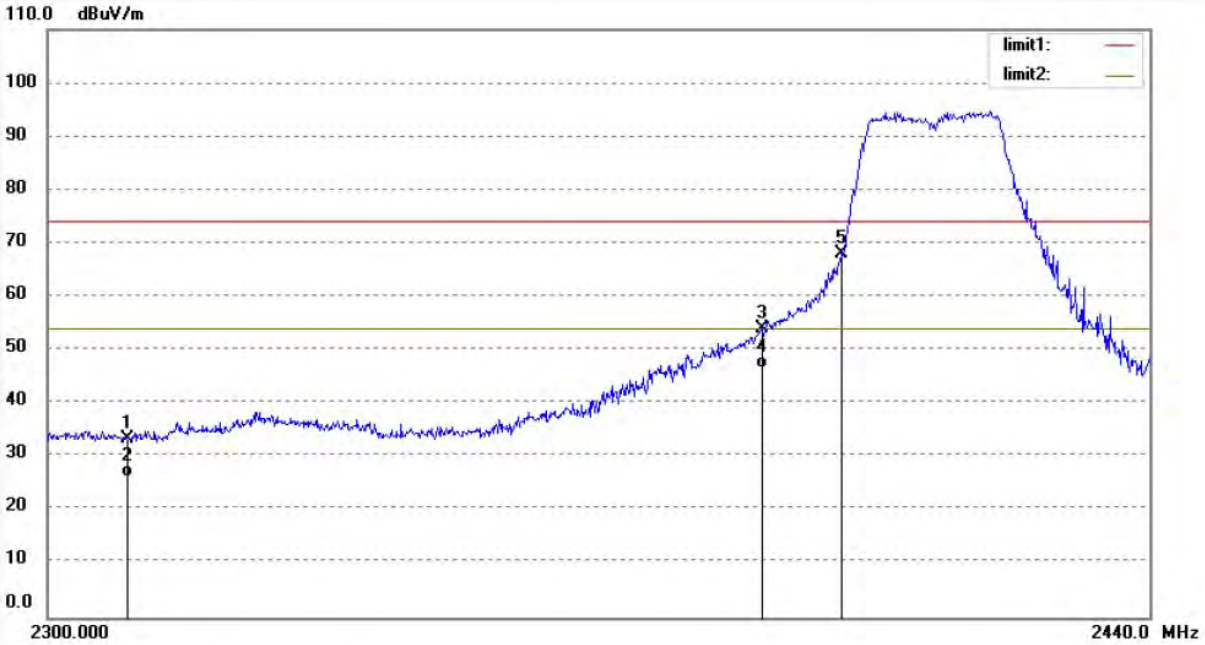

No.	Freq. (MHz)	Reading (dBuV/m)	Factor (dB)	Result (dBuV/m)	Limit (dBuV/m)	Margin (dB)	Detector	Height (cm)	Degree (deg.)	Remark
1	2310.000	41.27	-7.81	33.46	74.00	-40.54	peak			
2	2310.000	33.97	-7.81	26.16	54.00	-27.84	AVG			
3	2390.000	61.49	-7.53	53.96	74.00	-20.04	peak			
4	2390.000	54.17	-7.53	46.64	54.00	-7.36	AVG			
5	2400.000	75.62	-7.46	68.16	74.00	-5.84	peak			

Note: Average measurement with peak detection at No.2&4

ACCURATE TECHNOLOGY CO., LTD.
F1,Bldg,A,Changyuan New Material Port Keyuan Rd,
Science & Industry Park,Nanshan Shenzhen,P.R.China
Site: 2# Chamber
Tel:+86-0755-26503290
Fax:+86-0755-26503396

Job No.: star2015 #736	Polarization: Horizontal
Standard: FCC PK	Power Source: DC 5V
Test item: Radiation Test	Date: 15/10/19/
Temp.(C)/Hum.(%) 23 C / 48 %	Time: 14/10/10
EUT: Household air conditioner overseas usb wifi module	Engineer Signature: Star
Mode: TX Channel 11 (802.11n)	Distance: 3m
Model: MK-QTWIFI-03	
Manufacturer: Rayson	

Note: Report NO.:ATE20152120

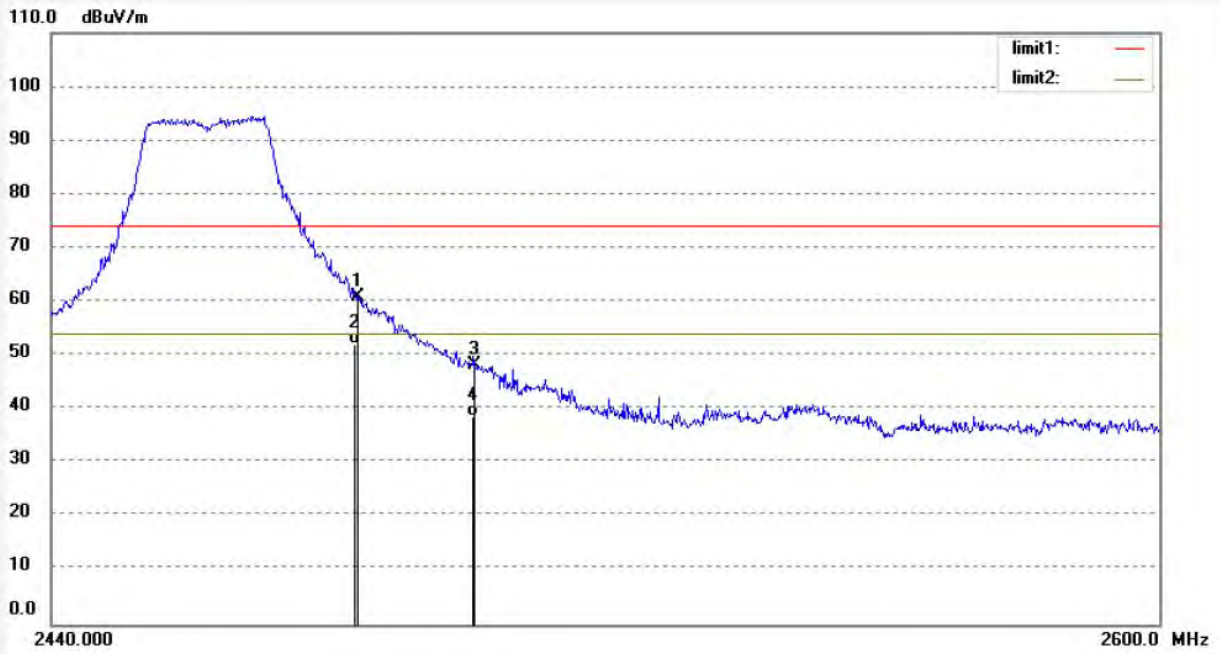

No.	Freq. (MHz)	Reading (dBuV/m)	Factor (dB)	Result (dBuV/m)	Limit (dBuV/m)	Margin (dB)	Detector	Height (cm)	Degree (deg.)	Remark
1	2483.500	68.15	-7.37	60.78	74.00	-13.22	peak			
2	2483.500	59.50	-7.37	52.13	54.00	-1.87	AVG			
3	2500.000	55.73	-7.40	48.33	74.00	-25.67	peak			
4	2500.000	46.15	-7.40	38.75	54.00	-15.25	AVG			

Note: Average measurement with peak detection at No.2&4

ACCURATE TECHNOLOGY CO., LTD.
F1,Bldg,A,Changyuan New Material Port Keyuan Rd,
Science & Industry Park,Nanshan Shenzhen,P.R.China
Site: 2# Chamber
Tel:+86-0755-26503290
Fax:+86-0755-26503396

Job No.: star2015 #735	Polarization: Vertical
Standard: FCC PK	Power Source: DC 5V
Test item: Radiation Test	Date: 15/10/19/
Temp.(C)/Hum.(%) 23 C / 48 %	Time: 14/06/01
EUT: Household air conditioner overseas usb wifi module	Engineer Signature: Star
Mode: TX Channel 11 (802.11n)	Distance: 3m
Model: MK-QTWIFI-03	
Manufacturer: Rayson	

Note: Report NO.:ATE20152120

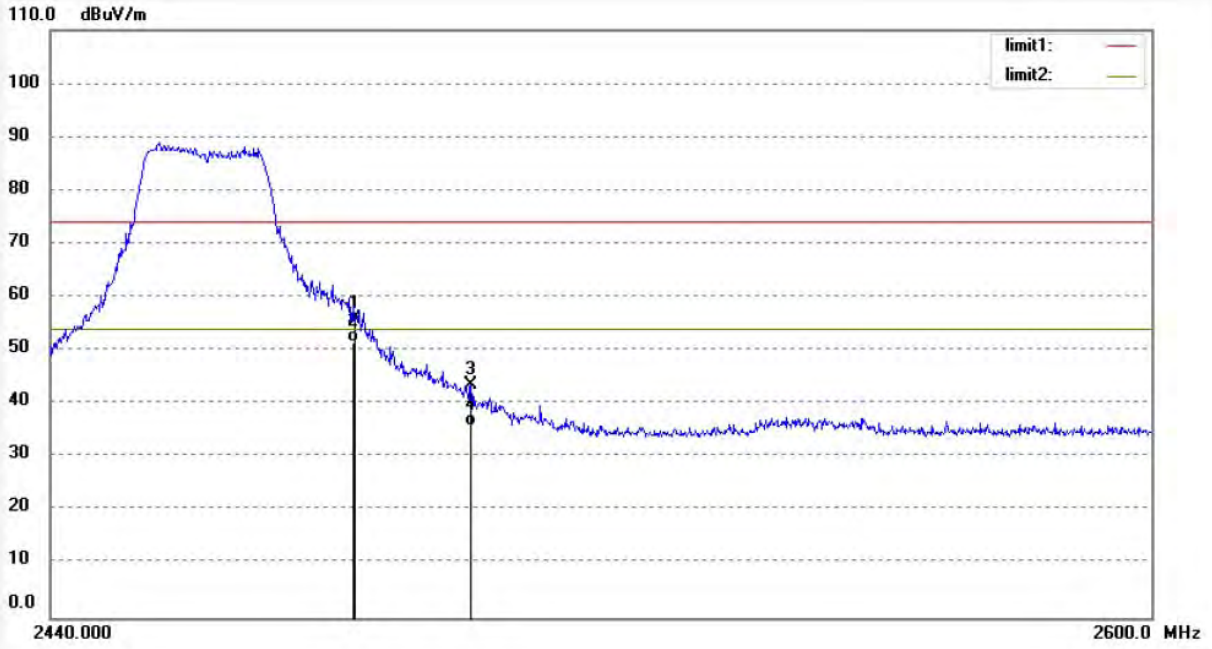

No.	Freq. (MHz)	Reading (dBuV/m)	Factor (dB)	Result (dBuV/m)	Limit (dBuV/m)	Margin (dB)	Detector	Height (cm)	Degree (deg.)	Remark
1	2483.500	63.42	-7.37	56.05	74.00	-17.95	peak			
2	2483.500	59.00	-7.37	51.63	54.00	-2.37	AVG			
3	2500.000	50.96	-7.40	43.56	74.00	-30.44	peak			
4	2500.000	43.28	-7.40	35.88	54.00	-18.12	AVG			

Note: Average measurement with peak detection at No.2&4

ACCURATE TECHNOLOGY CO., LTD.
F1,Bldg,A,Changyuan New Material Port Keyuan Rd,
Science & Industry Park,Nanshan Shenzhen,P.R.China
Site: 2# Chamber
Tel:+86-0755-26503290
Fax:+86-0755-26503396

Job No.: star2015 #739	Polarization: Vertical
Standard: FCC PK	Power Source: DC 5V
Test item: Radiation Test	Date: 15/10/19/
Temp.(C)/Hum.(%) 23 C / 48 %	Time: 14/23/04
EUT: Household air conditioner overseas usb wifi module	Engineer Signature: Star
Mode: TX Channel 3 (802.11n)40MHz	Distance: 3m
Model: MK-QTWIFI-03	
Manufacturer: Rayson	

Note: Report NO.:ATE20152120

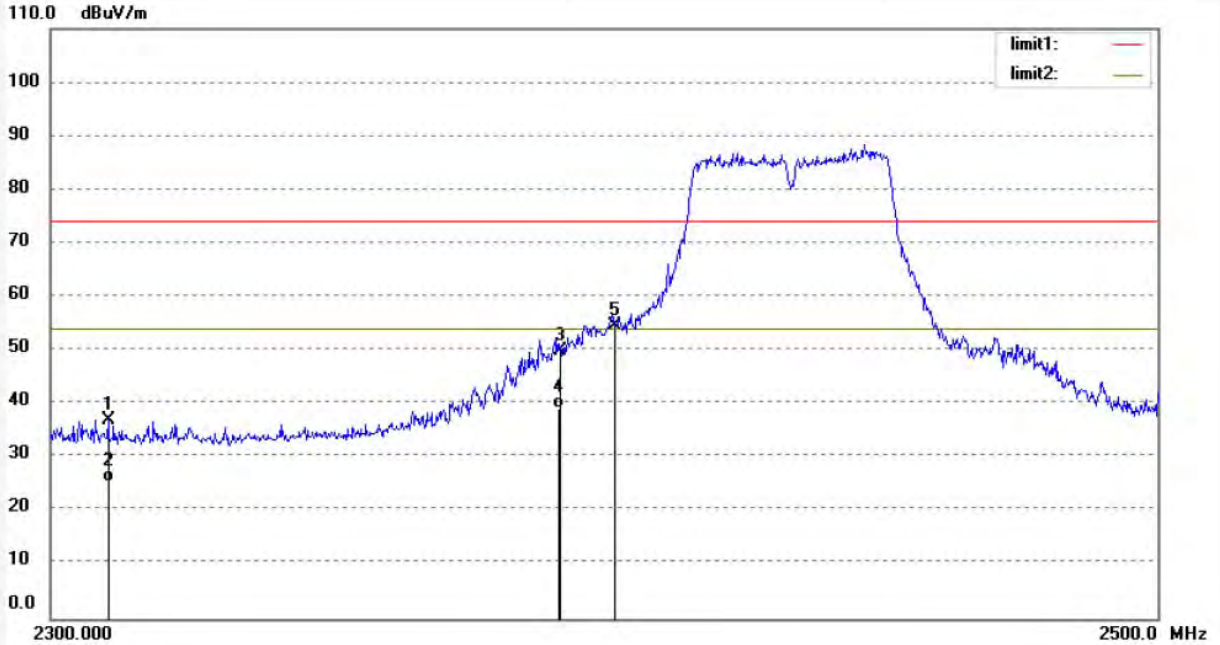

No.	Freq. (MHz)	Reading (dBuV/m)	Factor (dB)	Result (dBuV/m)	Limit (dBuV/m)	Margin (dB)	Detector	Height (cm)	Degree (deg.)	Remark
1	2310.000	44.80	-7.81	36.99	74.00	-37.01	peak			
2	2310.000	33.24	-7.81	25.43	54.00	-28.57	AVG			
3	2390.000	57.44	-7.53	49.91	74.00	-24.09	peak			
4	2390.000	46.72	-7.53	39.19	54.00	-14.81	AVG			
5	2400.000	62.14	-7.46	54.68	74.00	-19.32	peak			

Note: Average measurement with peak detection at No.2&4

ACCURATE TECHNOLOGY CO., LTD.
F1,Bldg,A,Changyuan New Material Port Keyuan Rd,
Science & Industry Park,Nanshan Shenzhen,P.R.China
Site: 2# Chamber
Tel:+86-0755-26503290
Fax:+86-0755-26503396

Job No.: star2015 #740	Polarization: Horizontal
Standard: FCC PK	Power Source: DC 5V
Test item: Radiation Test	Date: 15/10/19/
Temp.(C)/Hum.(%) 23 C / 48 %	Time: 14/28/04
EUT: Household air conditioner overseas usb wifi module	Engineer Signature: Star
Mode: TX Channel 3 (802.11n)40MHz	Distance: 3m
Model: MK-QTWIFI-03	
Manufacturer: Rayson	

Note: Report NO.:ATE20152120

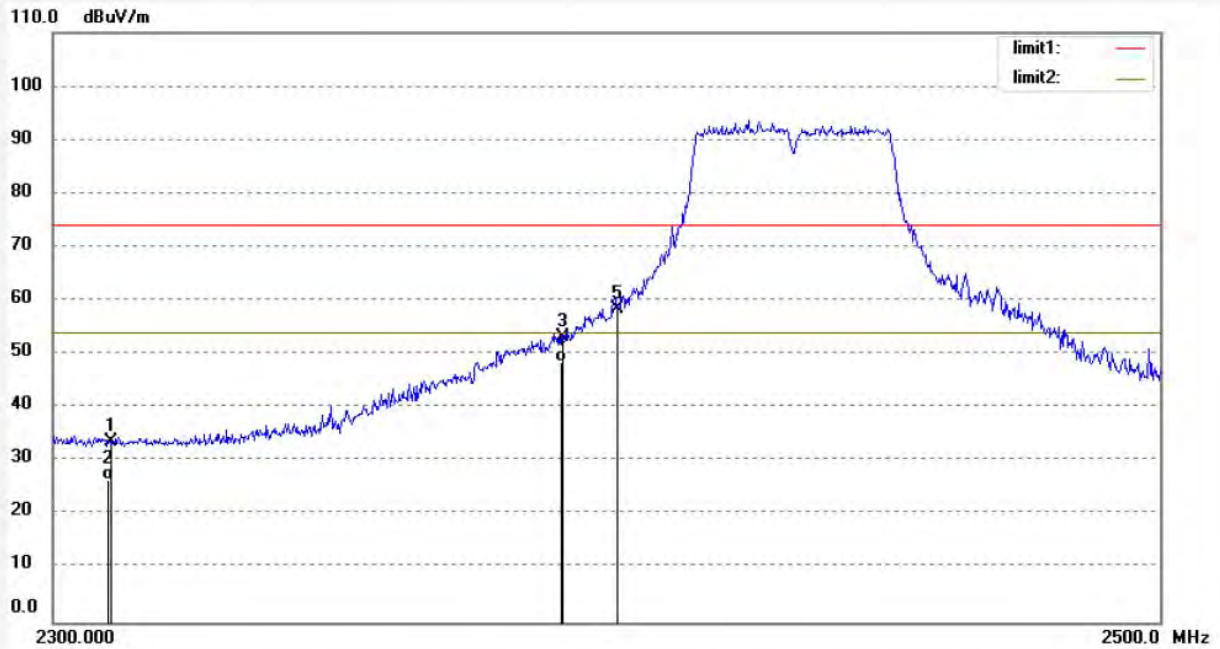

No.	Freq. (MHz)	Reading (dBuV/m)	Factor (dB)	Result (dBuV/m)	Limit (dBuV/m)	Margin (dB)	Detector	Height (cm)	Degree (deg.)	Remark
1	2310.000	41.50	-7.81	33.69	74.00	-40.31	peak			
2	2310.000	34.44	-7.81	26.63	54.00	-27.37	AVG			
3	2390.000	60.64	-7.53	53.11	74.00	-20.89	peak			
4	2390.000	56.00	-7.53	48.47	54.00	-5.53	AVG			
5	2400.000	65.87	-7.46	58.41	74.00	-15.59	peak			

Note: Average measurement with peak detection at No.2&4

ACCURATE TECHNOLOGY CO., LTD.
F1,Bldg,A,Changyuan New Material Port Keyuan Rd,
Science & Industry Park,Nanshan Shenzhen,P.R.China
Site: 2# Chamber
Tel:+86-0755-26503290
Fax:+86-0755-26503396

Job No.: star2015 #742	Polarization: Horizontal
Standard: FCC PK	Power Source: DC 5V
Test item: Radiation Test	Date: 15/10/19/
Temp.(C)/Hum.(%) 23 C / 48 %	Time: 14/31/09
EUT: Household air conditioner overseas usb wifi module	Engineer Signature: Star
Mode: TX Channel 9 (802.11n)40MHz	Distance: 3m
Model: MK-QTWIFI-03	
Manufacturer: Rayson	

Note: Report NO.:ATE20152120

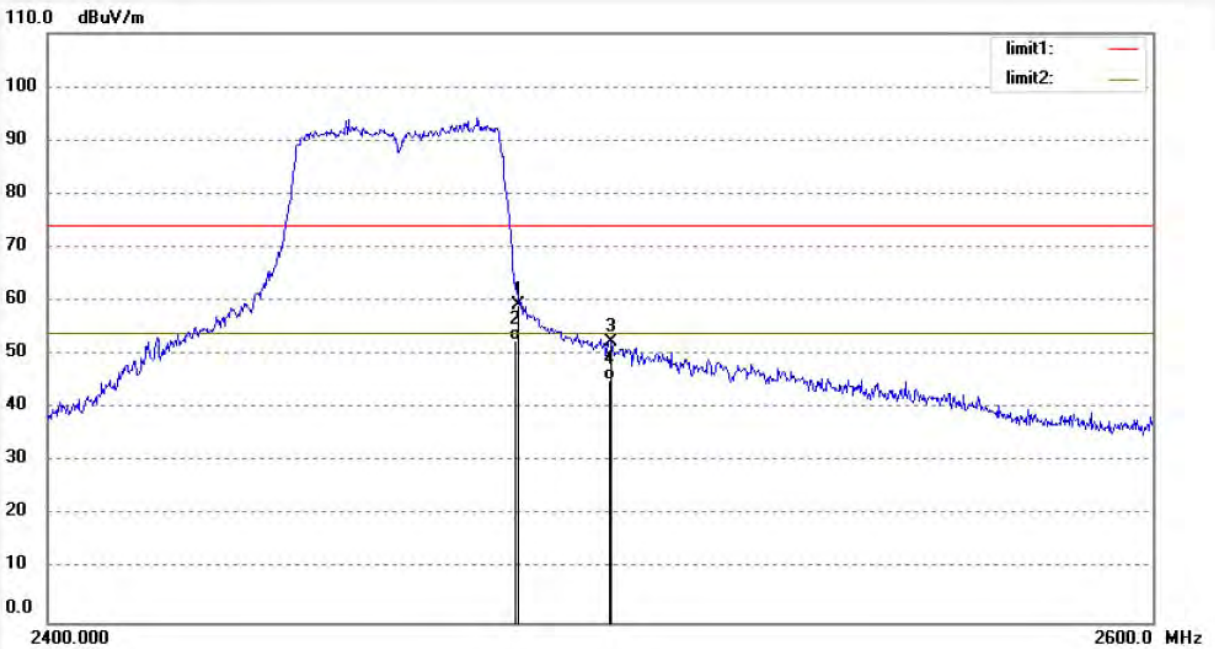

No.	Freq. (MHz)	Reading (dBuV/m)	Factor (dB)	Result (dBuV/m)	Limit (dBuV/m)	Margin (dB)	Detector	Height (cm)	Degree (deg.)	Remark
1	2483.500	66.59	-7.37	59.22	74.00	-14.78	peak			
2	2483.500	60.00	-7.37	52.63	54.00	-1.37	AVG			
3	2500.000	59.82	-7.40	52.42	74.00	-21.58	peak			
4	2500.000	52.69	-7.40	45.29	54.00	-8.71	AVG			

Note: Average measurement with peak detection at No.2&4

ACCURATE TECHNOLOGY CO., LTD.
F1,Bldg,A,Changyuan New Material Port Keyuan Rd,
Science & Industry Park,Nanshan Shenzhen,P.R.China
Site: 2# Chamber
Tel:+86-0755-26503290
Fax:+86-0755-26503396

Job No.: star2015 #744	Polarization: Vertical
Standard: FCC PK	Power Source: DC 5V
Test item: Radiation Test	Date: 15/10/19/
Temp.(C)/Hum.(%) 23 C / 48 %	Time: 14/35/47
EUT: Household air conditioner overseas usb wifi module	Engineer Signature: Star
Mode: TX Channel 9 (802.11n)40MHz	Distance: 3m
Model: MK-QTWIFI-03	
Manufacturer: Rayson	

Note: Report NO.:ATE20152120

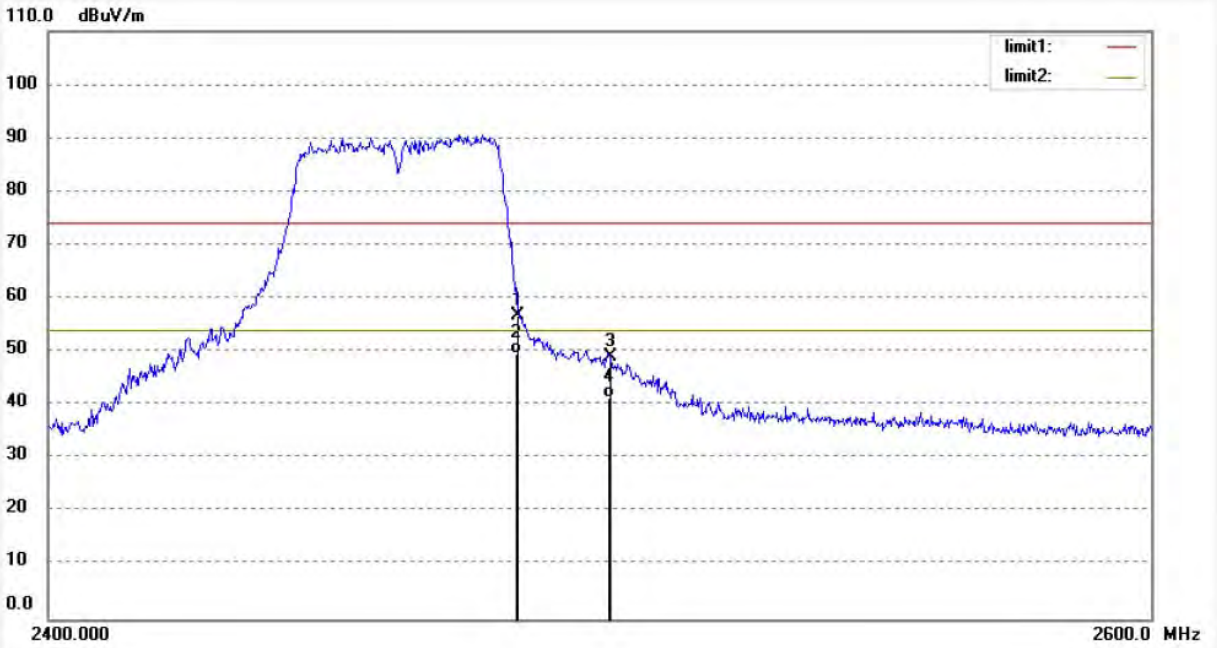

No.	Freq. (MHz)	Reading (dBuV/m)	Factor (dB)	Result (dBuV/m)	Limit (dBuV/m)	Margin (dB)	Detector	Height (cm)	Degree (deg.)	Remark
1	2483.500	64.08	-7.37	56.71	74.00	-17.29	peak			
2	2483.500	57.00	-7.37	49.63	54.00	-4.37	AVG			
3	2500.000	56.51	-7.40	49.11	74.00	-24.89	peak			
4	2500.000	48.67	-7.40	41.27	54.00	-12.73	AVG			

Note: Average measurement with peak detection at No.2&4

10.RADIATED SPURIOUS EMISSION TEST

10.1.Block Diagram of Test Setup

10.1.1.Block diagram of connection between the EUT and peripherals

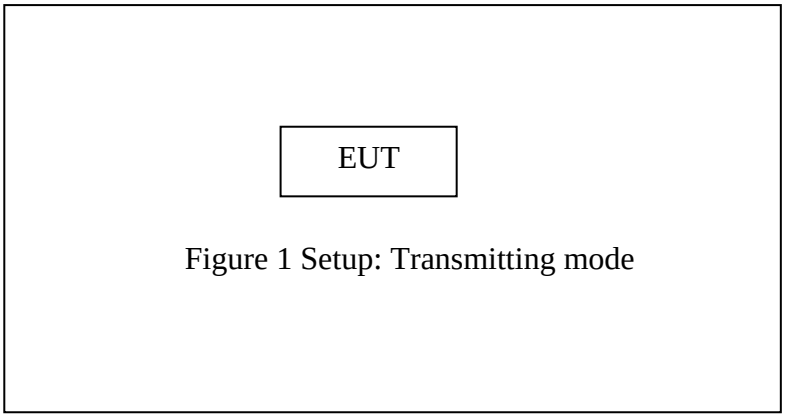

Figure 1 Setup: Transmitting mode

10.1.2.Semi-Anechoic Chamber Test Setup Diagram

Below 1GHz

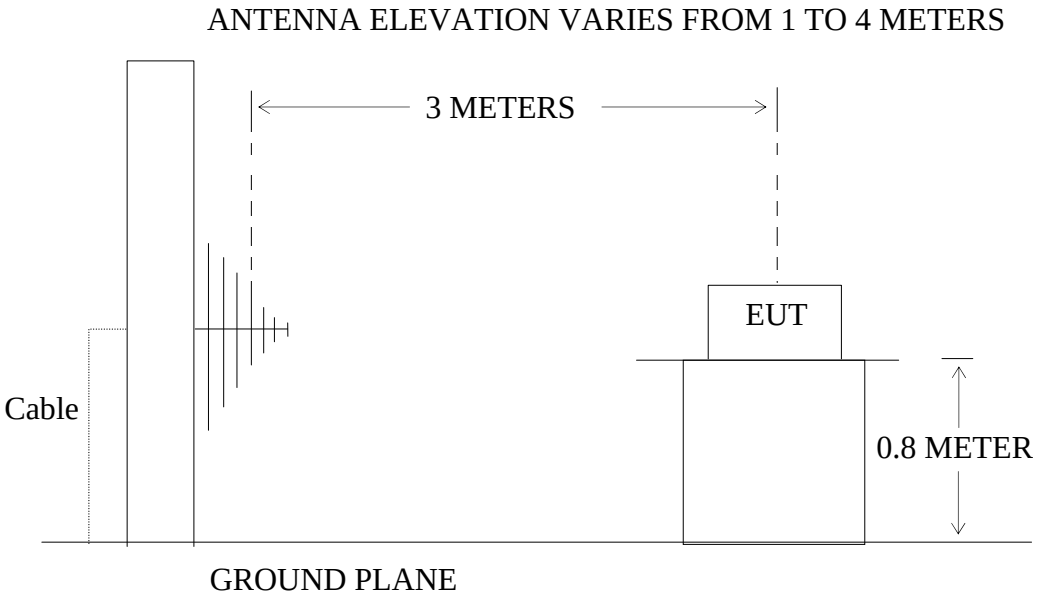

Above 1GHz

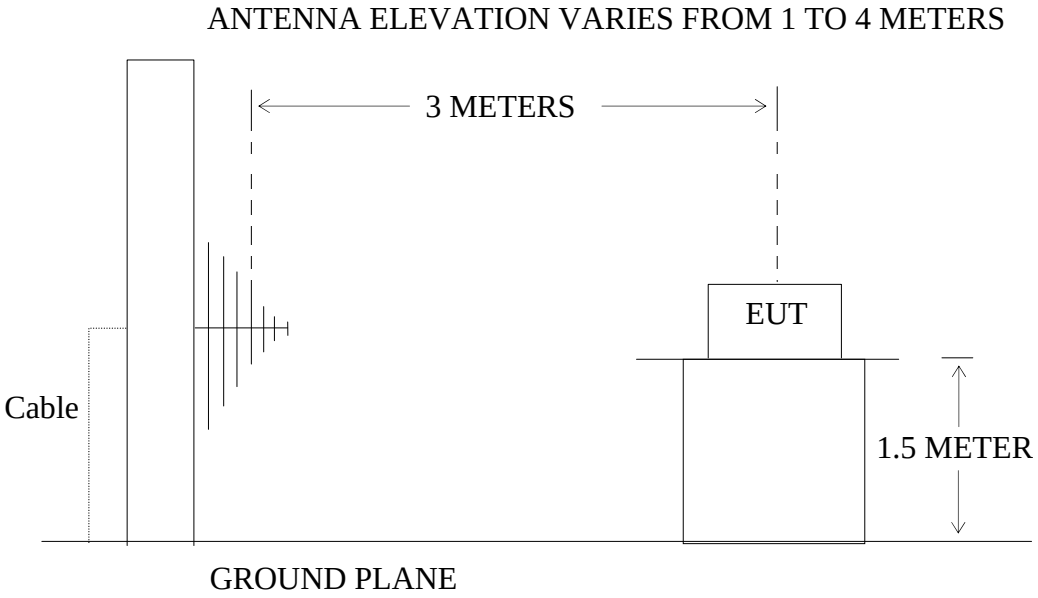

10.2.The Limit For Section 15.247(d)

Section 15.247(d): In any 100 kHz bandwidth outside the frequency band in which the spread spectrum or digitally modulated intentional radiator is operating, the radio frequency power that is produced by the intentional radiator shall be at least 20 dB below that in the 100 kHz bandwidth within the band that contains the highest level of the desired power, based on either an RF conducted or a radiated measurement, provided the transmitter demonstrates compliance with the peak conducted power limits. If the transmitter complies with the conducted power limits based on the use of RMS averaging over a time interval, as permitted under paragraph (b)(3) of this section, the attenuation required under this paragraph shall be 30 dB instead of 20 dB. Attenuation below the general limits specified in Section 15.209(a) is not required. In addition, radiated emissions which fall in the restricted bands, as defined in Section 15.205(a), must also comply with the radiated emission limits specified in Section 15.209(a).

10.3.Restricted bands of operation

10.3.1.FCC Part 15.205 Restricted bands of operation

(a) Except as shown in paragraph (d) of this section, Only spurious emissions are permitted in any of the frequency bands listed below:

MHz	MHz	MHz	GHz
0.090-0.110	16.42-16.423	399.9-410	4.5-5.15
[1]0.495-0.505	16.69475-16.69525	608-614	5.35-5.46
2.1735-2.1905	16.80425-16.80475	960-1240	7.25-7.75
4.125-4.128	25.5-25.67	1300-1427	8.025-8.5
4.17725-4.17775	37.5-38.25	1435-1626.5	9.0-9.2
4.20725-4.20775	73-74.6	1645.5-1646.5	9.3-9.5
6.215-6.218	74.8-75.2	1660-1710	10.6-12.7
6.26775-6.26825	108-121.94	1718.8-1722.2	13.25-13.4
6.31175-6.31225	123-138	2200-2300	14.47-14.5
8.291-8.294	149.9-150.05	2310-2390	15.35-16.2
8.362-8.366	156.52475-156.52525	2483.5-2500	17.7-21.4
8.37625-8.38675	156.7-156.9	2690-2900	22.01-23.12
8.41425-8.41475	162.0125-167.17	3260-3267	23.6-24.0
12.29-12.293	167.72-173.2	3332-3339	31.2-31.8
12.51975-12.52025	240-285	3345.8-3358	36.43-36.5
12.57675-12.57725	322-335.4	3600-4400	([2])
13.36-13.41			

[1]Until February 1, 1999, this restricted band shall be 0.490-0.510
[2]Above 38.6

(b) Except as provided in paragraphs (d) and (e), the field strength of emission appearing within these frequency bands shall not exceed the limits shown in Section 15.209. At frequencies equal to or less than 1000MHz, Compliance with the limits in Section 15.209 shall be demonstrated using measurement instrumentation employing a CISPR quasi-peak detector. Above 1000MHz, compliance with the emission limits in Section15.209 shall be demonstrated based on the average value of the measured emissions. The provisions in Section 15.35 apply to these measurements.

10.4.Configuration of EUT on Measurement

The equipment are installed on Radiated Emission Measurement to meet the commission requirements and operating regulations in a manner which tends to maximize its emission characteristics in normal application.

10.5.Operating Condition of EUT

10.5.1.Setup the EUT and simulator as shown as Section 10.1.

10.5.2.Turn on the power of all equipment.

10.5.3.Let the EUT work in TX modes measure it. The transmit frequency are 2412-2462 and 2422-2452MHz. We select 2412MHz, 2437MHz, 2462MHz and 2422MHz, 2437MHz, 2452MHz TX frequency to transmit.

10.6.Test Procedure

The EUT and its simulators are placed on a turntable, which is 0.8 meter high above ground(Below 1GHz). The EUT and its simulators are placed on a turntable, which is 1.5 meter high above ground(Above 1GHz). The turntable can rotate 360 degrees to determine the position of the maximum emission level. EUT is set 3.0 meters away from the receiving antenna, which is mounted on an antenna tower. The antenna can be moved up and down between 1.0 meter and 4 meters to find out the maximum emission level. Broadband antenna (calibrated bi-log antenna) is used as receiving antenna. Both horizontal and vertical polarizations of the antenna are set on measurement. In order to find the maximum emission levels, all of the EUT location must be manipulated according to ANSI C63.10:2013 on radiated emission measurement. The EUT was tested in 3 orthogonal planes.

The worst-case data rate for this channel to be 1Mbps for 802.11b mode and 6Mbps for 802.11g mode and 150Mbps for 802.11n mode, based on previous with 802.11 WLAN product design architectures.

The frequency range from 30MHz to 25000MHz is checked.
Result = Reading + Corrected Factor
Where Corrected Factor = Antenna Factor + Cable Loss – Amplifier Gain
During the radiated emission test, the spectrum analyzer was set with the following configurations:

1. The resolution bandwidth and video bandwidth of test receiver/spectrum analyzer is 120kHz for Quasi-peak at frequency below 1GHz.
2. The resolution bandwidth of test receiver/spectrum analyzer is 1MHz and video bandwidth is 3MHz for peak measurement with peak detector at frequency above 1GHz.
3. The resolution bandwidth of test receiver/spectrum analyzer is 1MHz and video bandwidth is 10Hz for Average measurement with peak detection at frequency above 1GHz.
4. All modes of operation were investigated and the worst-case emissions are reported.

10.7.The Field Strength of Radiation Emission Measurement Results

Note: 1. Emissions attenuated more than 20 dB below the permissible value are not reported.

2. *: Denotes restricted band of operation.

3. The fundamental radiated emissions were reduced by Band Reject Filter in the attached plots.

4. The EUT is tested radiation emission at each test mode (802.11 b/g/n) in three axes. The worst emissions are reported in all test mode and channels.

5. The radiation emissions from 18-25GHz are not reported, because the test values lower than the limits of 20dB.

Below 1G

ACCURATE TECHNOLOGY CO., LTD.
F1,Bldg,A,Changyuan New Material Port Keyuan Rd,
Science & Industry Park,Nanshan Shenzhen,P.R.China
Site: 1# Chamber
Tel:+86-0755-26503290
Fax:+86-0755-26503396

Job No.: STAR2015 #1901	Polarization: Vertical
Standard: FCC Class B 3M Radiated	Power Source: DC 5V
Test item: Radiation Test	Date: 15/10/26/
Temp.(C)/Hum.(%) 25 C / 55 %	Time: 8/47/31
EUT: Household air conditioner overseas usb wifi moudule	Engineer Signature: star
Mode: TX Channel 1 (802.11b)	Distance: 3m
Model: MK-QTWIFI-03	
Manufacturer: Rayson	

Note: Report No.:ATE20152120

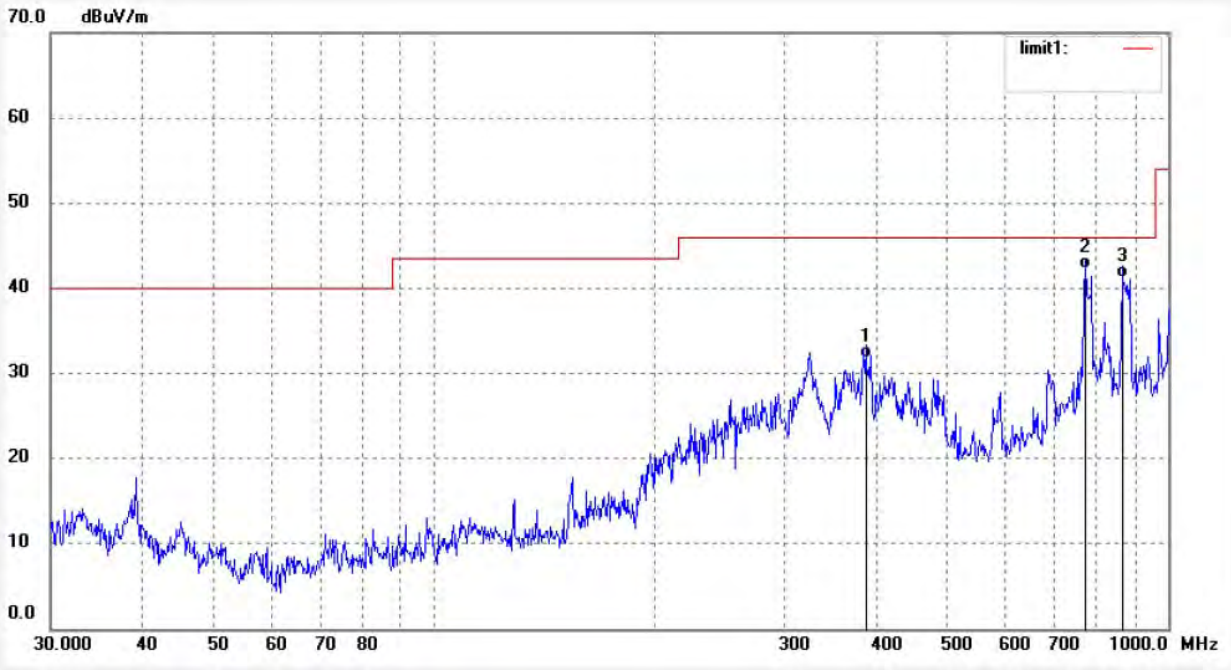

No.	Freq. (MHz)	Reading (dBuV/m)	Factor (dB)	Result (dBuV/m)	Limit (dBuV/m)	Margin (dB)	Detector	Height (cm)	Degree (deg.)	Remark
1	387.2565	45.91	-14.11	31.80	46.00	-14.20	QP			
2	771.0475	48.60	-6.39	42.21	46.00	-3.79	QP			
3	865.8384	45.92	-4.77	41.15	46.00	-4.85	QP			

ACCURATE TECHNOLOGY CO., LTD.
F1,Bldg,A,Changyuan New Material Port Keyuan Rd,
Science & Industry Park,Nanshan Shenzhen,P.R.China
Site: 1# Chamber
Tel:+86-0755-26503290
Fax:+86-0755-26503396

Job No.: STAR2015 #1900	Polarization: Horizontal
Standard: FCC Class B 3M Radiated	Power Source: DC 5V
Test item: Radiation Test	Date: 15/10/26/
Temp.(C)/Hum.(%) 25 C / 55 %	Time: 8/46/12
EUT: Household air conditioner overseas usb wifi moudule	Engineer Signature: star
Mode: TX Channel 1 (802.11b)	Distance: 3m
Model: MK-QTWIFI-03	
Manufacturer: Rayson	

Note: Report No.:ATE20152120

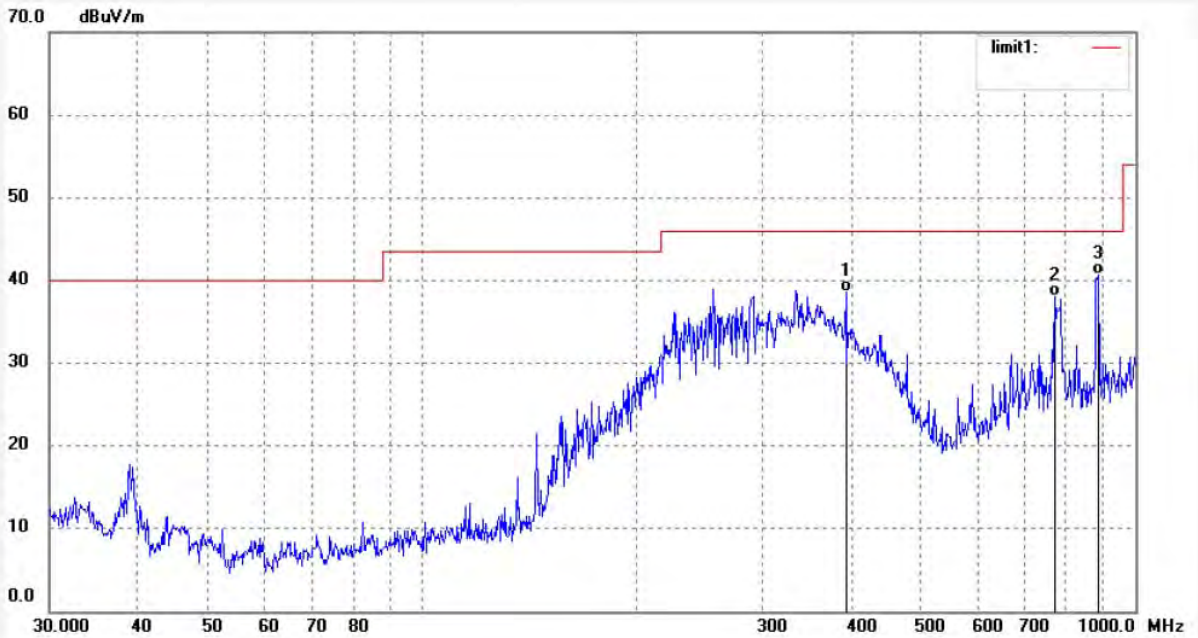

No.	Freq. (MHz)	Reading (dBuV/m)	Factor (dB)	Result (dBuV/m)	Limit (dBuV/m)	Margin (dB)	Detector	Height (cm)	Degree (deg.)	Remark
1	392.7376	52.58	-14.05	38.53	46.00	-7.47	QP			
2	771.0475	44.37	-6.39	37.98	46.00	-8.02	QP			
3	887.3978	45.08	-4.39	40.69	46.00	-5.31	QP			

ACCURATE TECHNOLOGY CO., LTD.
F1,Bldg,A,Changyuan New Material Port Keyuan Rd,
Science & Industry Park,Nanshan Shenzhen,P.R.China
Site: 1# Chamber
Tel:+86-0755-26503290
Fax:+86-0755-26503396

Job No.: STAR2015 #1902	Polarization: Vertical
Standard: FCC Class B 3M Radiated	Power Source: DC 5V
Test item: Radiation Test	Date: 15/10/26/
Temp.(C)/Hum.(%) 25 C / 55 %	Time: 8/48/22
EUT: Household air conditioner overseas usb wifi moudule	Engineer Signature: star
Mode: TX Channel 6 (802.11b)	Distance: 3m
Model: MK-QTWIFI-03	
Manufacturer: Rayson	

Note: Report No.:ATE20152120

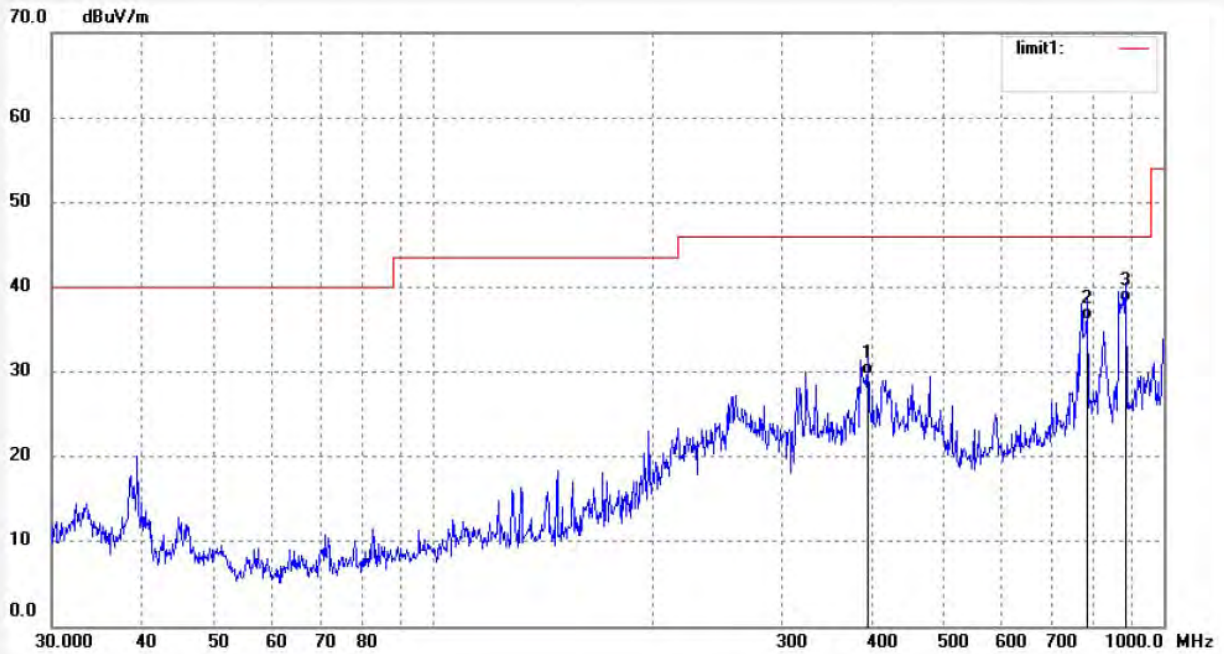

No.	Freq. (MHz)	Reading (dBuV/m)	Factor (dB)	Result (dBuV/m)	Limit (dBuV/m)	Margin (dB)	Detector	Height (cm)	Degree (deg.)	Remark
1	394.1198	43.67	-14.05	29.62	46.00	-16.38	QP			
2	787.4749	42.32	-6.10	36.22	46.00	-9.78	QP			
3	887.3977	42.56	-4.39	38.17	46.00	-7.83	QP			

ACCURATE TECHNOLOGY CO., LTD.
F1,Bldg,A,Changyuan New Material Port Keyuan Rd,
Science & Industry Park,Nanshan Shenzhen,P.R.China

Site: 1# Chamber
Tel:+86-0755-26503290
Fax:+86-0755-26503396

Job No.: STAR2015 #1903	Polarization: Horizontal
Standard: FCC Class B 3M Radiated	Power Source: DC 5V
Test item: Radiation Test	Date: 15/10/26/
Temp.(C)/Hum.(%) 25 C / 55 %	Time: 8/49/10
EUT: Household air conditioner overseas usb wifi moudule	Engineer Signature: star
Mode: TX Channel 6 (802.11b)	Distance: 3m
Model: MK-QTWIFI-03	
Manufacturer: Rayson	

Note: Report No.:ATE20152120

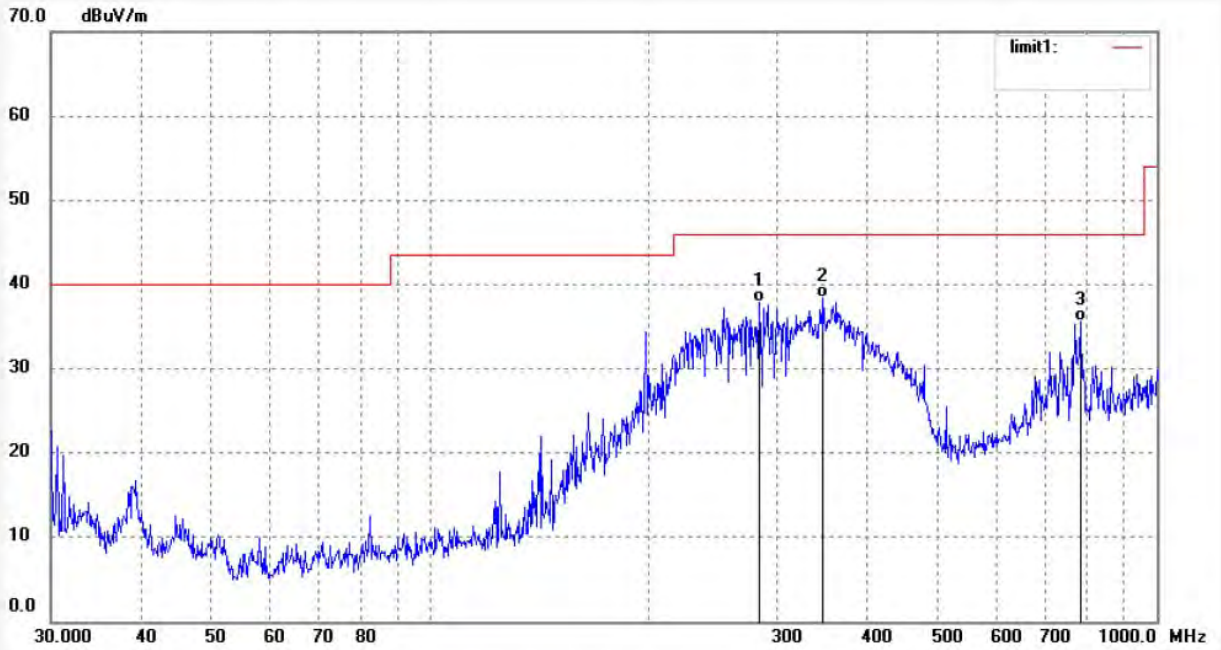

No.	Freq. (MHz)	Reading (dBuV/m)	Factor (dB)	Result (dBuV/m)	Limit (dBuV/m)	Margin (dB)	Detector	Height (cm)	Degree (deg.)	Remark
1	283.2637	54.50	-16.63	37.87	46.00	-8.13	QP			
2	347.2921	53.17	-14.72	38.45	46.00	-7.55	QP			
3	784.7129	41.69	-6.15	35.54	46.00	-10.46	QP			

ACCURATE TECHNOLOGY CO., LTD.
F1,Bldg,A,Changyuan New Material Port Keyuan Rd,
Science & Industry Park,Nanshan Shenzhen,P.R.China
Site: 1# Chamber
Tel:+86-0755-26503290
Fax:+86-0755-26503396

Job No.: STAR2015 #1904	Polarization: Horizontal
Standard: FCC Class B 3M Radiated	Power Source: DC 5V
Test item: Radiation Test	Date: 15/10/26/
Temp.(C)/Hum.(%) 25 C / 55 %	Time: 8/50/28
EUT: Household air conditioner overseas usb wifi moudule	Engineer Signature: star
Mode: TX Channel 11 (802.11b)	Distance: 3m
Model: MK-QTWIFI-03	
Manufacturer: Rayson	

Note: Report No.:ATE20152120

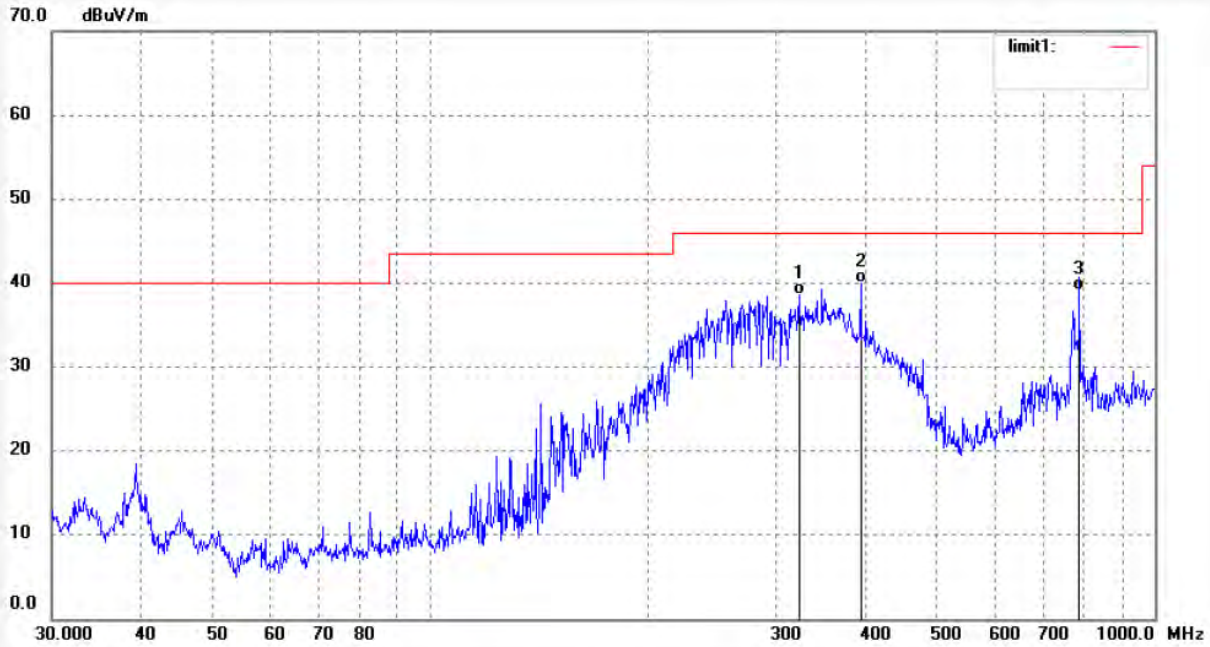

No.	Freq. (MHz)	Reading (dBuV/m)	Factor (dB)	Result (dBuV/m)	Limit (dBuV/m)	Margin (dB)	Detector	Height (cm)	Degree (deg.)	Remark
1	322.5896	54.32	-15.68	38.64	46.00	-7.36	QP			
2	392.7375	54.12	-14.05	40.07	46.00	-5.93	QP			
3	787.4749	45.21	-6.10	39.11	46.00	-6.89	QP			

ACCURATE TECHNOLOGY CO., LTD.
F1,Bldg,A,Changyuan New Material Port Keyuan Rd,
Science & Industry Park,Nanshan Shenzhen,P.R.China
Site: 1# Chamber
Tel:+86-0755-26503290
Fax:+86-0755-26503396

Job No.: STAR2015 #1905	Polarization: Vertical
Standard: FCC Class B 3M Radiated	Power Source: DC 5V
Test item: Radiation Test	Date: 15/10/26/
Temp.(C)/Hum.(%) 25 C / 55 %	Time: 8/51/15
EUT: Household air conditioner overseas usb wifi moudule	Engineer Signature: star
Mode: TX Channel 11 (802.11b)	Distance: 3m
Model: MK-QTWIFI-03	
Manufacturer: Rayson	

Note: Report No.:ATE20152120

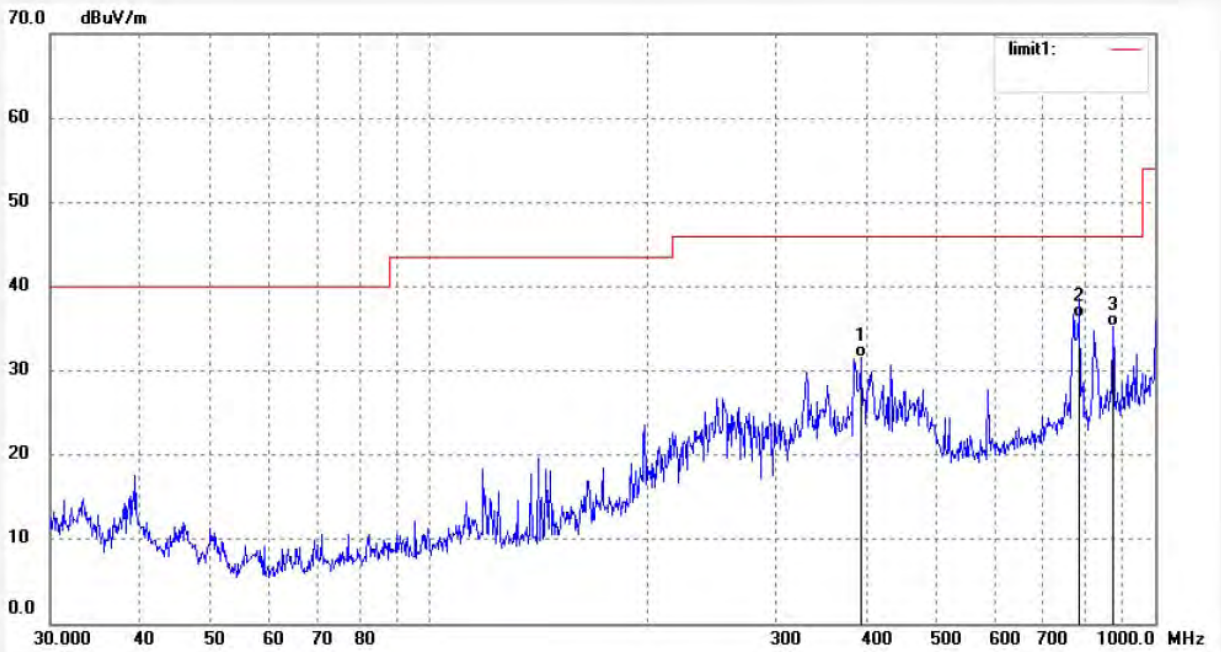

No.	Freq. (MHz)	Reading (dBuV/m)	Factor (dB)	Result (dBuV/m)	Limit (dBuV/m)	Margin (dB)	Detector	Height (cm)	Degree (deg.)	Remark
1	392.7375	45.61	-14.05	31.56	46.00	-14.44	QP			
2	787.4749	42.36	-6.10	36.26	46.00	-9.74	QP			
3	875.0132	39.92	-4.61	35.31	46.00	-10.69	QP			

ACCURATE TECHNOLOGY CO., LTD.
F1,Bldg,A,Changyuan New Material Port Keyuan Rd,
Science & Industry Park,Nanshan Shenzhen,P.R.China
Site: 1# Chamber
Tel:+86-0755-26503290
Fax:+86-0755-26503396

Job No.: STAR2015 #1906	Polarization: Vertical
Standard: FCC Class B 3M Radiated	Power Source: DC 5V
Test item: Radiation Test	Date: 15/10/26/
Temp.(C)/Hum.(%) 25 C / 55 %	Time: 8/51/54
EUT: Household air conditioner overseas usb wifi moudule	Engineer Signature: star
Mode: TX Channel 1 (802.11g)	Distance: 3m
Model: MK-QTWIFI-03	
Manufacturer: Rayson	

Note: Report No.:ATE20152120

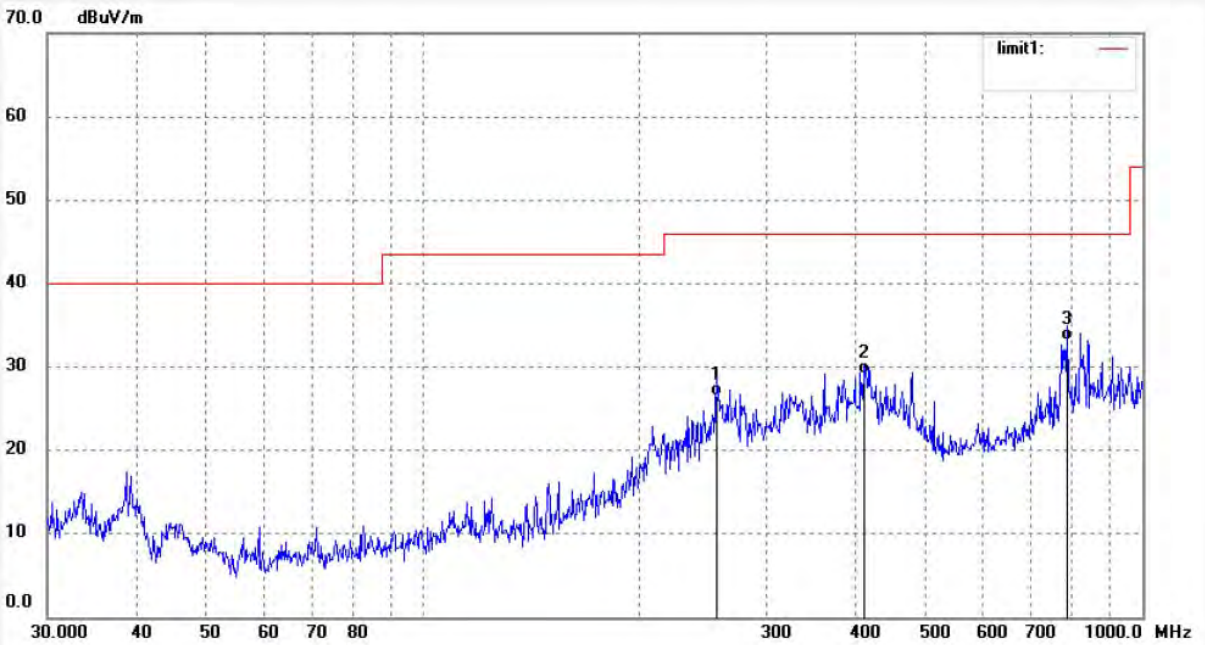

No.	Freq. (MHz)	Reading (dBuV/m)	Factor (dB)	Result (dBuV/m)	Limit (dBuV/m)	Margin (dB)	Detector	Height (cm)	Degree (deg.)	Remark
1	255.8225	44.35	-17.84	26.51	46.00	-19.49	QP			
2	411.0924	43.00	-13.80	29.20	46.00	-16.80	QP			
3	787.4749	39.28	-6.10	33.18	46.00	-12.82	QP			

ACCURATE TECHNOLOGY CO., LTD.
F1,Bldg,A,Changyuan New Material Port Keyuan Rd,
Science & Industry Park,Nanshan Shenzhen,P.R.China
Site: 1# Chamber
Tel:+86-0755-26503290
Fax:+86-0755-26503396

Job No.: STAR2015 #1907	Polarization: Horizontal
Standard: FCC Class B 3M Radiated	Power Source: DC 5V
Test item: Radiation Test	Date: 15/10/26/
Temp.(C)/Hum.(%) 25 C / 55 %	Time: 8/53/21
EUT: Household air conditioner overseas usb wifi moudule	Engineer Signature: star
Mode: TX Channel 1 (802.11g)	Distance: 3m
Model: MK-QTWIFI-03	
Manufacturer: Rayson	

Note: Report No.:ATE20152120

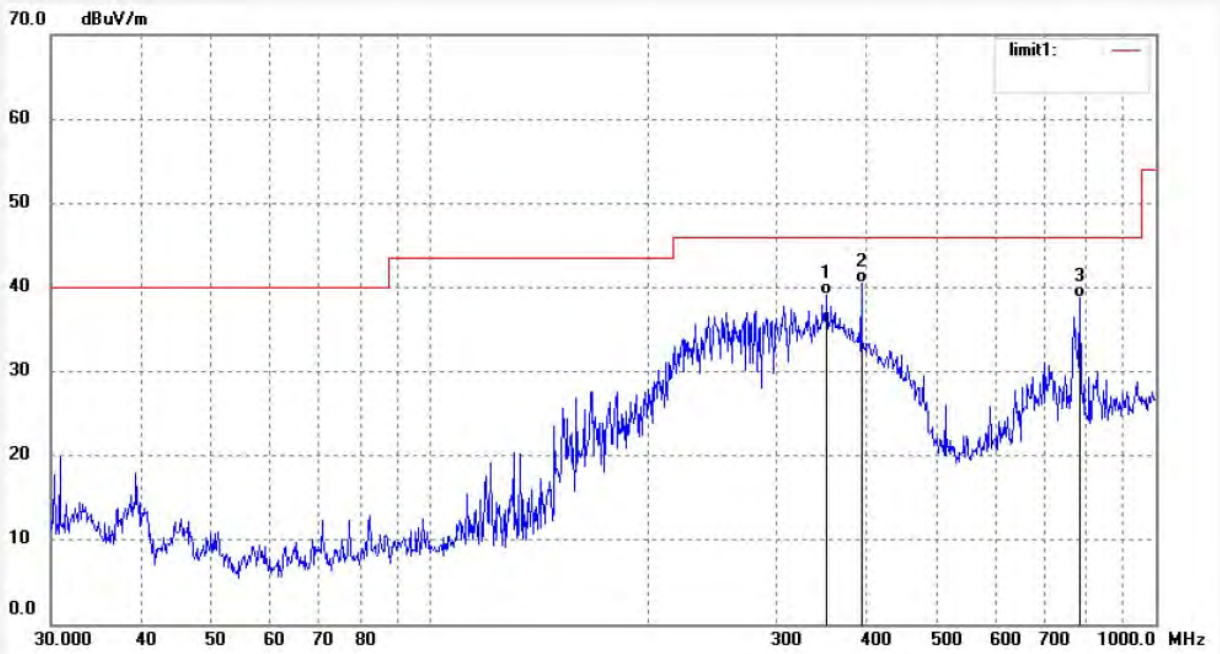

No.	Freq. (MHz)	Reading (dBuV/m)	Factor (dB)	Result (dBuV/m)	Limit (dBuV/m)	Margin (dB)	Detector	Height (cm)	Degree (deg.)	Remark
1	352.2074	53.68	-14.55	39.13	46.00	-6.87	QP			
2	392.7375	54.63	-14.05	40.58	46.00	-5.42	QP			
3	787.4749	44.85	-6.10	38.75	46.00	-7.25	QP			

ACCURATE TECHNOLOGY CO., LTD.
F1,Bldg,A,Changyuan New Material Port Keyuan Rd,
Science & Industry Park,Nanshan Shenzhen,P.R.China
Site: 1# Chamber
Tel:+86-0755-26503290
Fax:+86-0755-26503396

Job No.: STAR2015 #1908	Polarization: Horizontal
Standard: FCC Class B 3M Radiated	Power Source: DC 5V
Test item: Radiation Test	Date: 15/10/26/
Temp.(C)/Hum.(%) 25 C / 55 %	Time: 8/55/00
EUT: Household air conditioner overseas usb wifi moudule	Engineer Signature: star
Mode: TX Channel 6 (802.11g)	Distance: 3m
Model: MK-QTWIFI-03	
Manufacturer: Rayson	

Note: Report No.:ATE20152120

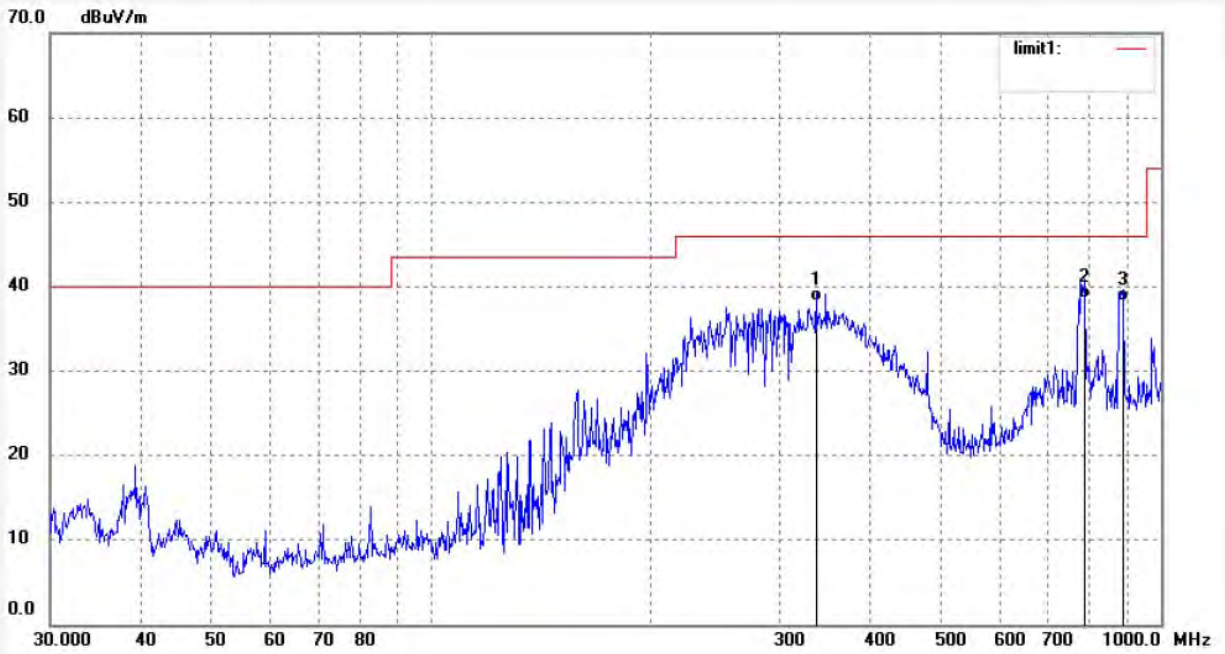

No.	Freq. (MHz)	Reading (dBuV/m)	Factor (dB)	Result (dBuV/m)	Limit (dBuV/m)	Margin (dB)	Detector	Height (cm)	Degree (deg.)	Remark
1	336.4816	53.39	-15.09	38.30	46.00	-7.70	QP			
2	787.4749	44.63	-6.10	38.53	46.00	-7.47	QP			
3	887.3977	42.57	-4.39	38.18	46.00	-7.82	QP			

ACCURATE TECHNOLOGY CO., LTD.
F1,Bldg,A,Changyuan New Material Port Keyuan Rd,
Science & Industry Park,Nanshan Shenzhen,P.R.China
Site: 1# Chamber
Tel:+86-0755-26503290
Fax:+86-0755-26503396

Job No.: STAR2015 #1909	Polarization: Vertical
Standard: FCC Class B 3M Radiated	Power Source: DC 5V
Test item: Radiation Test	Date: 15/10/26/
Temp.(C)/Hum.(%) 25 C / 55 %	Time: 8/56/11
EUT: Household air conditioner overseas usb wifi moudule	Engineer Signature: star
Mode: TX Channel 6 (802.11g)	Distance: 3m
Model: MK-QTWIFI-03	
Manufacturer: Rayson	

Note: Report No.:ATE20152120

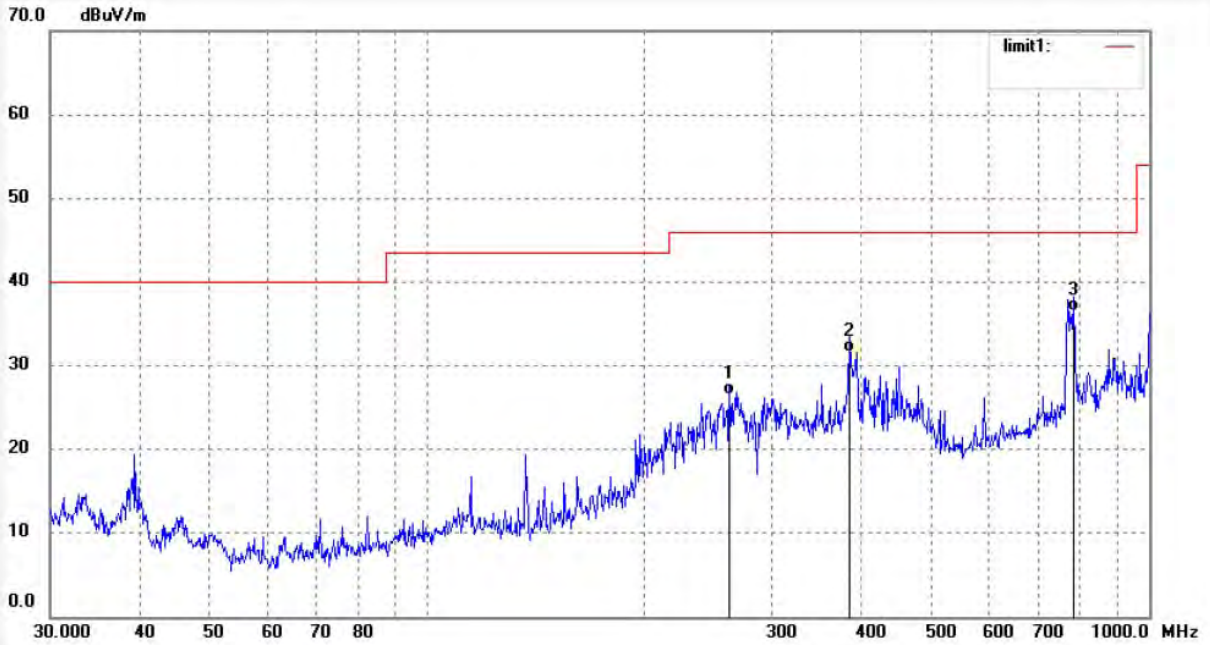

No.	Freq. (MHz)	Reading (dBuV/m)	Factor (dB)	Result (dBuV/m)	Limit (dBuV/m)	Margin (dB)	Detector	Height (cm)	Degree (deg.)	Remark
1	262.1926	43.97	-17.44	26.53	46.00	-19.47	QP			
2	384.5446	45.74	-14.13	31.61	46.00	-14.39	QP			
3	787.4749	42.55	-6.10	36.45	46.00	-9.55	QP			

ACCURATE TECHNOLOGY CO., LTD.
F1,Bldg,A,Changyuan New Material Port Keyuan Rd,
Science & Industry Park,Nanshan Shenzhen,P.R.China
Site: 1# Chamber
Tel:+86-0755-26503290
Fax:+86-0755-26503396

Job No.: STAR2015 #1910	Polarization: Vertical
Standard: FCC Class B 3M Radiated	Power Source: DC 5V
Test item: Radiation Test	Date: 15/10/26/
Temp.(C)/Hum.(%) 25 C / 55 %	Time: 8/57/37
EUT: Household air conditioner overseas usb wifi moudule	Engineer Signature: star
Mode: TX Channel 11 (802.11g)	Distance: 3m
Model: MK-QTWIFI-03	
Manufacturer: Rayson	

Note: Report No.:ATE20152120

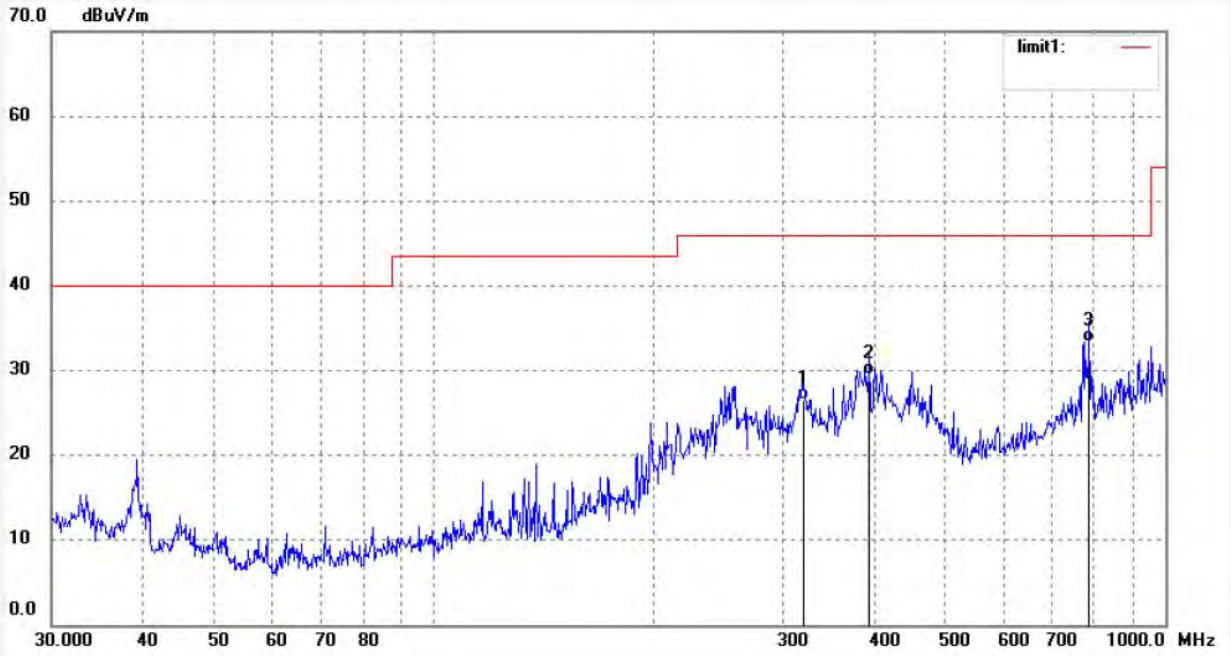

No.	Freq. (MHz)	Reading (dBuV/m)	Factor (dB)	Result (dBuV/m)	Limit (dBuV/m)	Margin (dB)	Detector	Height (cm)	Degree (deg.)	Remark
1	320.3306	42.33	-15.78	26.55	46.00	-19.45	QP			
2	394.1198	43.53	-14.05	29.48	46.00	-16.52	QP			
3	787.4749	39.42	-6.10	33.32	46.00	-12.68	QP			

ACCURATE TECHNOLOGY CO., LTD.
F1,Bldg,A,Changyuan New Material Port Keyuan Rd,
Science & Industry Park,Nanshan Shenzhen,P.R.China
Site: 1# Chamber
Tel:+86-0755-26503290
Fax:+86-0755-26503396

Job No.: STAR2015 #1911	Polarization: Horizontal
Standard: FCC Class B 3M Radiated	Power Source: DC 5V
Test item: Radiation Test	Date: 15/10/26/
Temp.(C)/Hum.(%) 25 C / 55 %	Time: 8/58/48
EUT: Household air conditioner overseas usb wifi moudule	Engineer Signature: star
Mode: TX Channel 11 (802.11g)	Distance: 3m
Model: MK-QTWIFI-03	
Manufacturer: Rayson	

Note: Report No.:ATE20152120

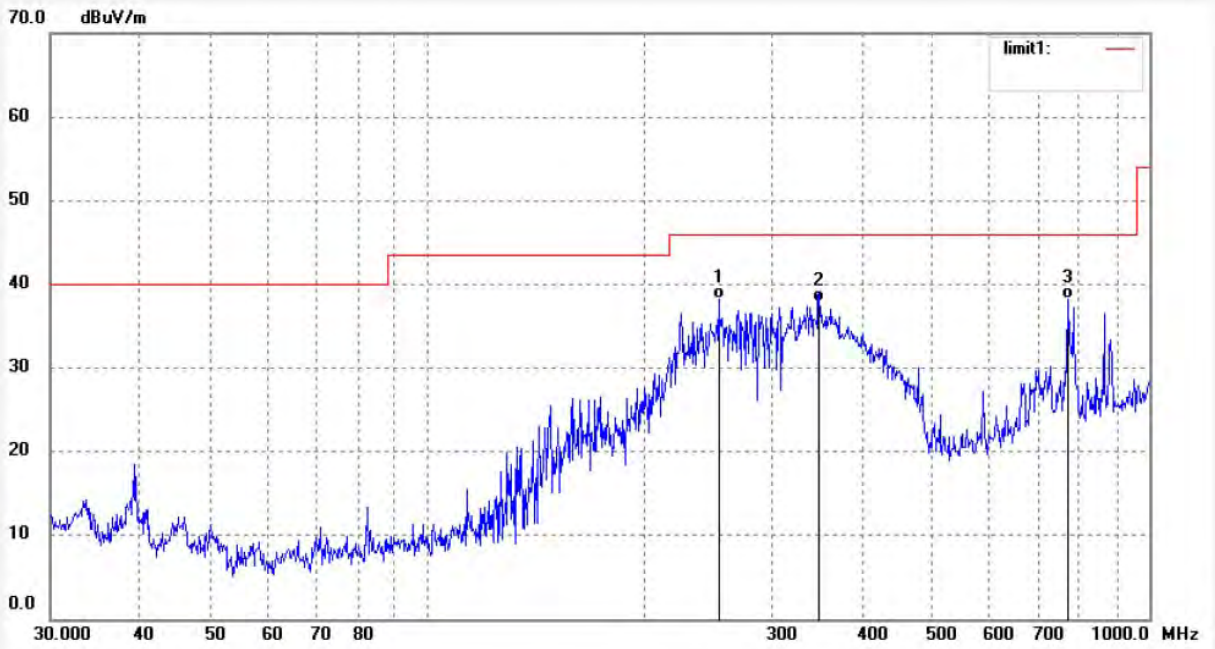

No.	Freq. (MHz)	Reading (dBuV/m)	Factor (dB)	Result (dBuV/m)	Limit (dBuV/m)	Margin (dB)	Detector	Height (cm)	Degree (deg.)	Remark
1	253.1401	56.16	-18.00	38.16	46.00	-7.84	QP			
2	348.5144	52.60	-14.67	37.93	46.00	-8.07	QP			
3	771.0475	44.67	-6.39	38.28	46.00	-7.72	QP			