



RF Exposure Evaluation Declaration

Product Name : Hue light strip
Model No. : 9290022691; 9290022692
FCC ID : 2AGBW9290022691X
IC : 20812-2691X

Applicant : Signify (China) Investment Co., Ltd.
Address : Building no.9, Lane 888, Tianlin Road, Minhang
District, Shanghai 200233, China

Date of Receipt : Sep. 25, 2019
Test Date : Oct. 08, 2019 ~ Nov. 04, 2019
Issued Date : Nov. 28, 2019
Report No. : 1992171R-RF-US-P20V01
Report Version : V1.1

The test results presented in this report relate only to the object tested.

This report shall not be reproduced, except in full, without the written approval of the Issuing CB Testing Laboratory.

The measurement result is considered in conformance with the requirement if it is within the prescribed limit, It is not necessary to calculate the uncertainty associated with the measurement result.

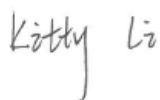


This report is not used for social proof in China (or Mainland China) market.

Test Report Certification

Issued Date : Nov 28, 2019

Report No. : 1992171R-RF-US-P20V01



Product Name : Hue light strip
Applicant : Signify (China) Investment Co., Ltd.
Address : Building no.9, Lane 888, Tianlin Road, Minhang District,
Shanghai 200233, China
Manufacturer : Signify (China) Investment Co., Ltd.
Address : Building no.9, Lane 888, Tianlin Road, Minhang District,
Shanghai 200233, China
Model No. : 9290022691; 9290022692
FCC ID : 2AGBW9290022691X
IC ID : 20812-2691X
Brand Name : PHILIPS
EUT Voltage : 100-240 Vac, 50-60 Hz
Test Voltage : AC 120V/60Hz
Applicable Standard : KDB 447498D01V06
FCC Part1.1310
RSS-102: Issue 5, 2015
Test Result : Complied
Performed Location : DEKRA Testing & Certification (Suzhou) Co., Ltd.
No.99 Hongye Rd., Suzhou Industrial Park, Suzhou, 215006,
Jiangsu, China
TEL: +86-512-6251-5088 / FAX: +86-512-6251-5098
FCC Designation Number: CN1199
ISED CAB identifier: CN0040
Documented By : 
(Project Assistant: Kitty Li)
Reviewed By : 
(Senior Engineer: Frank He)
Approved By : 
(Engineer Supervisor: Jack Zhang)

1. RF Exposure Evaluation

1.1.Limits

According to FCC 1.1310: The criteria listed in the following table shall be used to evaluate the environment impact of human exposure to radio frequency (RF) radiation as specified in 1.1307(b)

LIMITS FOR MAXIMUM PERMISSIBLE EXPOSURE (MPE)

Frequency Range (MHz)	Electric Field Strength (V/m)	Magnetic Field Strength (A/m)	Power Density (mW/cm ²)	Average Time (Minutes)
(A) Limits for Occupational/ Control Exposures				
300-1500	--	--	F/300	6
1500-100,000	--	--	5	6
(B) Limits for General Population/ Uncontrolled Exposures				
300-1500	--	--	F/1500	6
1500-100,000	--	--	1	30

F= Frequency in MHz

Friis Formula

Friis transmission formula: $P_d = (P_{out} \cdot G) / (4 \cdot \pi \cdot r^2)$

Where

P_d = power density in mW/ cm²

P_{out} = output power to antenna in mW

G = gain of antenna in linear scale

π = 3.1416

R = distance between observation point and center of the radiator in cm

P_d is the limit of MPE, 1 mW/cm². If we know the maximum gain of the antenna and the total power input to the antenna, through the calculation, we will know the distance r where the MPE limit is reached.

According to RSS 102 Issue 5: The criteria listed in the following table shall be used to evaluate the environment impact of human exposure to radio frequency (RF) radiation as specified in RSS 102 Clause 4

LIMITS FOR MAXIMUM PERMISSIBLE EXPOSURE (MPE)

Frequency Range (MHz)	Electric Field (V/m rms)	Magnetic Field (A/m rms)	Power Density (W/m ²)	Reference Period (minutes)
0.003-10 ²¹	83	90	-	Instantaneous*
0.1-10	-	$0.73/f$	-	6**
1.1-10	$87/f^{0.5}$	-	-	6**
10-20	27.46	0.0728	2	6
20-48	$58.07/f^{0.25}$	$0.1540/f^{0.25}$	$8.944/f^{0.5}$	6
48-300	22.06	0.05852	1.291	6
300-6000	$3.142 f^{0.3417}$	$0.008335 f^{0.3417}$	$0.02619 f^{0.6834}$	6
6000-15000	61.4	0.163	10	6
15000-150000	61.4	0.163	10	$616000/f^{1.2}$
150000-300000	$0.158 f^{0.5}$	$4.21 \times 10^{-4} f^{0.5}$	$6.67 \times 10^{-5} f$	$616000/f^{1.2}$
Note: f is frequency in MHz. *Based on nerve stimulation (NS). ** Based on specific absorption rate (SAR).				

1.2. Test Procedure

Software provided by client enabled the EUT to transmit and receive data at lowest, middle and highest channel individually.

The temperature and related humidity: 18 and 78% RH.

1.3. Test Result of RF Exposure Evaluation

Product	:	Hue light strip
Test Item	:	RF Exposure Evaluation
Test Site	:	AC-6

● Antenna Information:

Antenna manufacturer	N/A					
Antenna Delivery	<input checked="" type="checkbox"/>	1*TX+1*RX	<input type="checkbox"/>	2*TX+2*RX	<input type="checkbox"/>	3*TX+3*RX
Antenna technology	<input checked="" type="checkbox"/>	SISO				
	<input type="checkbox"/>	MIMO	<input type="checkbox"/>	Basic		
			<input type="checkbox"/>	CDD		
			<input type="checkbox"/>	Beam-forming		
Antenna Type	<input type="checkbox"/>	External	<input type="checkbox"/>	Dipole		
	<input checked="" type="checkbox"/>	Internal	<input type="checkbox"/>	PIFA		
			<input checked="" type="checkbox"/>	PCB		
			<input type="checkbox"/>	Ceramic Chip Antenna		
			<input type="checkbox"/>	Stamping Antenna		
			<input type="checkbox"/>	Metal plate type F antenna		
			<input type="checkbox"/>	Monopole antenna		
Antenna Gain	2.78 dBi					

- **Power Density:**

The tune-up power is 1dB, so the maximum conducted power of BT we used to calculate RF exposure is 10.47dBm.

The tune-up power is 1dB, so the maximum conducted power of Zigbee we used to calculate RF exposure is 10.75dBm.

Test Mode	Frequency Band (MHz)	EIRP (dBm)	Limit of Power Density S(mW/cm ²)	Power Density at R = 20 cm (mW/cm ²)
BT	2400 ~ 2483.5	13.25	1	0.0042
Zigbee	2400 ~ 2483.5	13.53	1	0.0045

Note:

The maximum power density is 0.0045mW/cm² for LED lamp without any other radio equipment.

_____ The End _____