FCC Radio Test Report

FCC ID: 2AGBT-ER-M2801

Original Grant

Report No.	:	TB-FCC145712
Applicant	:	Shenzhen E-Ran Technology Co., Ltd
Equipment Under Test (EUT)		
EUT Name	:	Bluetooth MP4
Model No.	:	ER-M2801
Series Model No.	:	N/A
Brand Name	:	N/A
Receipt Date	:	2015-10-15
Test Date	:	2015-10-15 to 2015-11-05
Issue Date	:	2015-11-06
Standards	:	FCC Part 15: 2015, Subpart C(15.247)
Test Method	:	ANSI C63.10: 2013
Conclusions	:	**PASS**

In the configuration tested, the EUT complied with the standards specified above,
The EUT technically complies with the FCC requirements

Test/Witness Engineer	:	Ivan Su
Approved& Authorized	:	Ray Li

This report details the results of the testing carried out on one sample. The results contained in this test report do not relate to other samples of the same product. The manufacturer should ensure that all products in series production are in conformity with the product sample detailed in the report.

1A/F., Bldg.6, Yusheng Industrial Zone, The National Road No.107 Xixiang Section 467, Xixiang, Bao'an, Shenzhen, China
Tel: +86 75526509301 Fax: +86 75526509195

Contents

CONTENTS....2
1. GENERAL INFORMATION ABOUT EUT....4
1.1 Client Information....4
1.2 General Description of EUT (Equipment Under Test)....4
1.3 Block Diagram Showing the Configuration of System Tested....6
1.4 Description of Support Units....6
1.5 Description of Test Mode....7
1.6 Description of Test Software Setting....7
1.7 Measurement Uncertainty....8
1.8 Test Facility....9
2. TEST SUMMARY....10
3. TEST EQUIPMENT....11
4. CONDUCTED EMISSION TEST....12
4.1 Test Standard and Limit....12
4.2 Test Setup....12
4.3 Test Procedure....12
4.4 EUT Operating Mode....13
4.5 Test Data....13
5. RADIATED EMISSION TEST....18
5.1 Test Standard and Limit....18
5.2 Test Setup....19
5.3 Test Procedure....20
5.4 EUT Operating Condition....20
6. RESTRICTED BANDS REQUIREMENT....39
6.1 Test Standard and Limit....39
6.2 Test Setup....39
6.3 Test Procedure....39
6.4 EUT Operating Condition....40
6.4 Test Data....40
7. NUMBER OF HOPPING CHANNEL....53
7.1 Test Standard and Limit....53
7.2 Test Setup....53
7.3 Test Procedure....53
7.4 EUT Operating Condition....53
7.5 Test Data....53
8. AVERAGE TIME OF OCCUPANCY....55
8.1 Test Standard and Limit....55
8.2 Test Setup....55
8.3 Test Procedure....55

8.4 EUT Operating Condition 55
8.5 Test Data.....56
9. CHANNEL SEPARATION AND BANDWIDTH TEST 74
9.1 Test Standard and Limit.....74
9.2 Test Setup.....74
9.3 Test Procedure.....74
9.4 EUT Operating Condition 74
9.5 Test Data.....75
10. PEAK OUTPUT POWER TEST.....87
10.1 Test Standard and Limit 87
10.2 Test Setup.....87
10.3 Test Procedure.....87
10.4 EUT Operating Condition 87
10.5 Test Data.....88
11. ANTENNA REQUIREMENT.....94
11.1 Standard Requirement.....94
11.2 Antenna Connected Construction 94

1. General Information about EUT

1.1 Client Information

Applicant	:	Shenzhen E-Ran Technology Co., Ltd
Address	:	6 Floor, Block 9A, Xiangjiang Industrial Park, Songbai Road, Shiyan Town, Baoan District, Shenzhen, China
Manufacturer	:	Shenzhen E-Ran Technology Co., Ltd
Address	:	6 Floor, Block 9A, Xiangjiang Industrial Park, Songbai Road, Shiyan Town, Baoan District, Shenzhen, China

1.2 General Description of EUT (Equipment Under Test)

EUT Name	:	Bluetooth MP4	
Models No.	:	ER-M2801	
Model Difference	:	N/A	
Product Description	:	Operation Frequency: Bluetooth:2402~2480MHz	
		Number of Channel:	Bluetooth:79 Channels **See Note 3**
		Max Peak Output Power:	Bluetooth: -5.17 dBm(8-DPSK)
		Antenna Gain:	0.5 dBi PCB Antenna
		Modulation Type:	GFSK 1Mbps(1 Mbps) π/4-DQPSK(2 Mbps) 8-DPSK(3 Mbps)
Power Supply	:	DC Voltage supplied from Host System by USB cable. DC power by Li-ion Battery.	
Power Rating	:	DC 5.0V by USB cable. DC 3.7V 300mAh Li-ion Battery.	
Connecting I/O Port(S)	:	Please refer to the User's Manual	

Note:

(1) For a more detailed features description, please refer to the manufacturer's specifications or the User's Manual.

(2) For a more detailed features description, please refer to the manufacturer's specifications or the User's Manual.

(3) Channel List:

Bluetooth Channel List					
Channel	**Frequency (MHz)**	**Channel**	**Frequency (MHz)**	**Channel**	**Frequency (MHz)**
00	**2402**	27	2429	54	2456
01	2403	28	2430	55	2457
02	2404	29	2431	56	2458
03	2405	30	2432	57	2459
04	2406	31	2433	58	2460
05	2407	32	2434	59	2461
06	2408	33	2435	60	2462
07	2409	34	2436	61	2463
08	2410	35	2437	62	2464
09	2411	36	2438	63	2465
10	2412	37	2439	64	2466
11	2413	38	2440	65	2467
12	2414	**39**	**2441**	66	2468
13	2415	40	2442	67	2469
14	2416	41	2443	68	2470
15	2417	42	2444	69	2471
16	2418	43	2445	70	2472
17	2419	44	2446	71	2473
18	2420	45	2447	72	2474
19	2421	46	2448	73	2475
20	2422	47	2449	74	2476
21	2423	48	2450	75	2477
22	2424	49	2451	76	2478
23	2425	50	2452	77	2479
24	2426	51	2453	**78**	**2480**
25	2427	52	2454		
26	2428	53	2455		

(4) The Antenna information about the equipment is provided by the applicant.

1.3 Block Diagram Showing the Configuration of System Tested

TX Mode

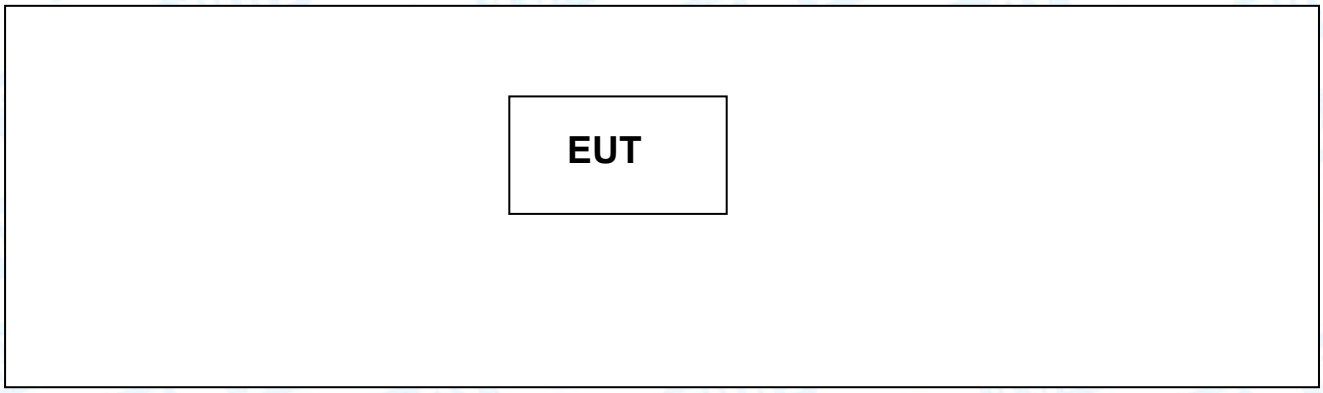

USB Charging with TX Mode

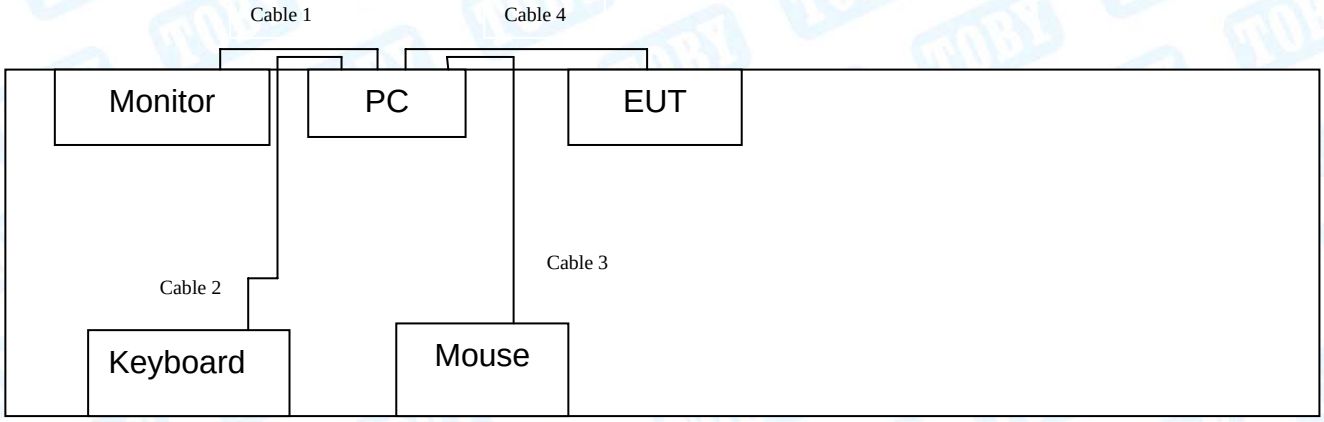

1.4 Description of Support Units

Equipment Information				
Name	**Model**	**FCC ID/DOC**	**Manufacturer**	**Used "√"**
LCD Monitor	E170Sc	DOC	DELL	√
PC	OPTIPLEX380	DOC	DELL	√
Keyboard	L100	DOC	DELL	√
Mouse	M-UARDEL7	DOC	DELL	√
Cable Information				
Number	**Shielded Type**	**Ferrite Core**	**Length**	**Note**
Cable 1	YES	YES	1.5M	
Cable 2	YES	YES	1.5M	
Cable 2	YES	NO	1.5M	
Cable 3	YES	YES	0.6M	

1.5 Description of Test Mode

To investigate the maximum EMI emission characteristics generates from EUT, the test system was pre-scanning tested base on the consideration of following EUT operation mode or test configuration mode which possible have effect on EMI emission level. Each of these EUT operation mode(s) or test configuration mode(s) mentioned follow was evaluated respectively.

For Conducted Test	
Final Test Mode	**Description**
Mode 1	USB Charging with TX GFSK Mode

For Radiated Test	
Final Test Mode	**Description**
Mode 1	USB Charging with TX GFSK Mode
Mode 2	TX Mode(GFSK) Channel 00/39/78
Mode 3	TX Mode(π/4-DQPSK) Channel 00/39/78
Mode 4	TX Mode(8-DPSK) Channel 00/39/78
Mode 5	Hopping Mode(GFSK)
Mode 6	Hopping Mode(π/4-DQPSK)
Mode 7	Hopping Mode(8-DPSK)

Note:

(1) For all test, we have verified the construction and function in typical operation. And all the test modes were carried out with the EUT in transmitting operation in maximum power with all kinds of data rate. We have pretested all the test mode above.
According to ANSI C63.10 standards, the measurements are performed at the highest, middle, lowest available channels, and the worst case data rate as follows:
TX Mode: GFSK (1 Mbps)
TX Mode: π/4-DQPSK (2 Mbps)
TX Mode: 8-DPSK (3 Mbps)

(2) The EUT is considered a portable unit; it was pre-tested on the positioned of each 3 axis, X-plane, Y-plane and Z-plane. The worst case was found positioned on X-plane as the normal use. Therefore only the test data of this X-plane was used for radiated emission measurement test.

1.6 Description of Test Software Setting

During testing channel& Power controlling software provided by the customer was used to control the operating channel as well as the output power level. The RF output power selection is for the setting of RF output power expected by the customer and is going to be fixed on the firmware of the final end product power parameters of Bluetooth mode.

Test Software Version	RDA Host Controller Tester – HCDT1		
Frequency	2402 MHz	2441MHz	2480 MHz
GFSK	DEF	DEF	DEF
π/4-DQPSK	DEF	DEF	DEF
8-DPSK	DEF	DEF	DEF

1.7 Measurement Uncertainty

The reported uncertainty of measurement y ± U, where expended uncertainty U is based on a standard uncertainty multiplied by a coverage factor of k=2, providing a level of confidence of approximately 95 %.

Test Item	Parameters	Expanded Uncertainty (U_{Lab})
Conducted Emission	Level Accuracy: 9kHz~150kHz 150kHz to 30MHz	 ±3.42 dB ±3.42 dB
Radiated Emission	Level Accuracy: 9kHz to 30 MHz	±4.60 dB
Radiated Emission	Level Accuracy: 30MHz to 1000 MHz	±4.40 dB
Radiated Emission	Level Accuracy: Above 1000MHz	±4.20 dB

1.8 Test Facility

The testing report were performed by the Shenzhen Toby Technology Co., Ltd., in their facilities located at 1A/F., Bldg.6, Yusheng Industrial Zone, The National Road No.107 Xixiang Section 467, Xixiang, Bao'an, Shenzhen, Guangdong, China. At the time of testing, the following bodies accredited the Laboratory:

CNAS (L5813)

The Laboratory has been accredited by CNAS to ISO/IEC 17025: 2005 General Requirements for the Competence of Testing and Calibration Laboratories for the competence in the field of testing. And the Registration No.: CNAS L5813.

FCC List No.: (811562)

The Laboratory is listed in the United States of American Federal Communications Commission (FCC), and the registration number is 811562.

IC Registration No.: (11950A-1)

The Laboratory has been registered by Certification and Engineering Bureau of Industry Canada for radio equipment testing. The site registration: Site# 11950A-1.

May 22, 2014 certificated by TUV Rheinland(China) Co., Ltd. with TUV certificate No.: UA 50282953 0001 and report No.: 17026822 002. The certificate is valid until the next scheduled audit or up to 18 months, at the discretion of TUV Rhineland.

2. Test Summary

FCC Part 15 Subpart C(15.247)/ RSS 247 Issue 1				
Standard Section		Test Item	Judgment	Remark
FCC	IC			
15.203		Antenna Requirement	PASS	N/A
15.207	RSS-GEN 7.2.2	Conducted Emission	PASS	N/A
15.205	RSS-Gen 7.2.3	Restricted Bands	PASS	N/A
15.247(a)(1)	RSS 247 5.1 (2)	Hopping Channel Separation	PASS	N/A
15.247(a)(1)	RSS 247 5.1 (4)	Dwell Time	PASS	N/A
15.247(b)(1)	RSS 247 5.4 (2)	Peak Output Power	PASS	N/A
15.247(b)(1)	RSS 247 5.1 (4)	Number of Hopping Frequency	PASS	N/A
15.247(c)	RSS 247 5.5	Radiated Spurious Emission	PASS	N/A
15.247(a)	RSS 247 5.1 (1)	99% Occupied Bandwidth & 20dB Bandwidth	PASS	99%OBW GFSK:726.00kHz π/4-DQPSK: 966.00kHz 8-DPSK: 972.00kHz
Note: N/A is an abbreviation for Not Applicable.				

3. Test Equipment

Conducted Emission Test					
Equipment	**Manufacturer**	**Model No.**	**Serial No.**	**Last Cal.**	**Cal. Due Date**
EMI Test Receiver	Rohde & Schwarz	ESCI	100321	Aug. 07, 2015	Aug. 06, 2016
RF Switching Unit	Compliance Direction Systems Inc	RSU-A4	34403	Aug. 07, 2015	Aug. 06, 2016
AMN	SCHWARZBECK	NNBL 8226-2	8226-2/164	Aug. 07, 2015	Aug. 06, 2016
LISN	Rohde & Schwarz	ENV216	101131	Aug. 07, 2015	Aug. 06, 2016

Radiation Emission Test					
Equipment	**Manufacturer**	**Model No.**	**Serial No.**	**Last Cal.**	**Cal. Due Date**
Spectrum Analyzer	Agilent	E4407B	MY45106456	Aug. 29, 2015	Aug. 28, 2016
EMI Test Receiver	Rohde & Schwarz	ESCI	100010/007	Aug. 07, 2015	Aug. 06, 2016
Bilog Antenna	ETS-LINDGREN	3142E	00117537	Mar. 28, 2015	Mar. 27, 2016
Bilog Antenna	ETS-LINDGREN	3142E	00117542	Mar. 28, 2015	Mar. 27, 2016
Horn Antenna	ETS-LINDGREN	3117	00143207	Mar. 28, 2015	Mar. 27, 2016
Horn Antenna	ETS-LINDGREN	3117	00143209	Mar. 28, 2015	Mar. 27, 2016
Pre-amplifier	Sonoma	310N	185903	Mar. 28, 2015	Mar. 27, 2016
Pre-amplifier	HP	8447B	3008A00849	Mar. 28, 2015	Mar. 27, 2016
Cable	HUBER+SUHNER	100	SUCOFLEX	Mar. 28, 2015	Mar. 27, 2016
Positioning Controller	ETS-LINDGREN	2090	N/A	N/A	N/A

4. Conducted Emission Test

4.1 Test Standard and Limit

4.1.1Test Standard

FCC Part 15.207

4.1.2 Test Limit

Conducted Emission Test Limit

Frequency	Maximum RF Line Voltage (dBμV)	
	Quasi-peak Level	Average Level
150kHz~500kHz	66 ~ 56 *	56 ~ 46 *
500kHz~5MHz	56	46
5MHz~30MHz	60	50

Notes:
(1) *Decreasing linearly with logarithm of the frequency.
(2) The lower limit shall apply at the transition frequencies.
(3) The limit decrease in line with the logarithm of the frequency in the range of 0.15 to 0.50MHz.

4.2 Test Setup

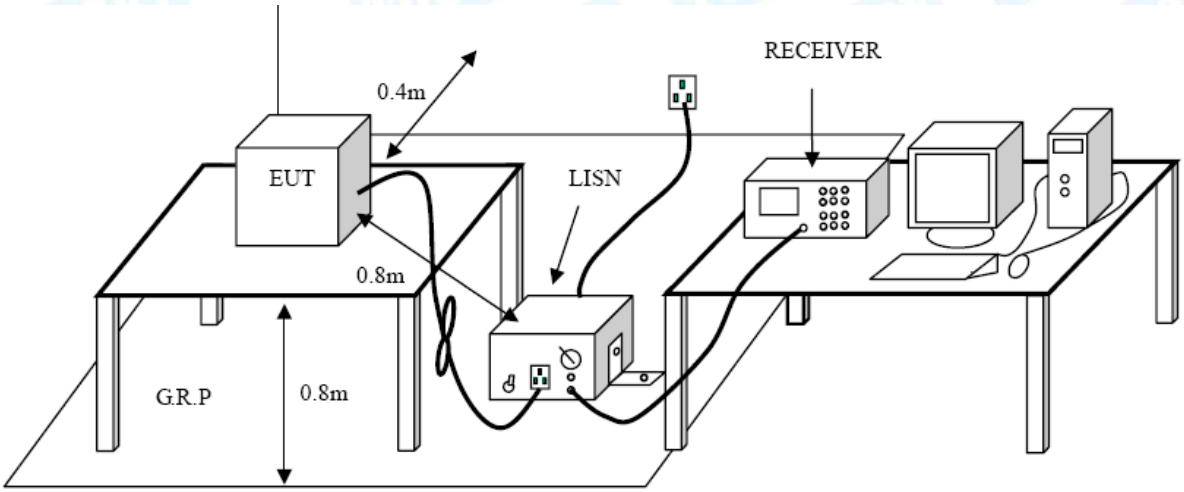

4.3 Test Procedure

The EUT was placed 0.8 meters from the horizontal ground plane with EUT being connected to the power mains through a line impedance stabilization network (LISN). All other support equipments powered from additional LISN(s). The LISN provide 50 Ohm/ 50uH of coupling impedance for the measuring instrument.

Interconnecting cables that hang closer than 40 cm to the ground plane shall be folded back and forth in the center forming a bundle 30 to 40 cm long.

I/O cables that are not connected to a peripheral shall be bundled in the center. The end of the cable may be terminated, if required, using the correct terminating impedance. The overall length shall not exceed 1 m.

LISN at least 80 cm from nearest part of EUT chassis

The bandwidth of EMI test receiver is set at 9kHz, and the test frequency band is from 0.15MHz to 30MHz.

4.4 EUT Operating Mode

Please refer to the description of test mode.

4.5 Test Data

Please see the next page.

EUT:	Bluetooth MP4	Model Name :	ER-M2801
Temperature:	25 ℃	Relative Humidity:	55%
Test Voltage:	AC 120V/60 Hz		
Terminal:	Line		
Test Mode:	USB Charging with TX GFSK Mode 2402 MHz		
Remark:	Only worse case is reported		

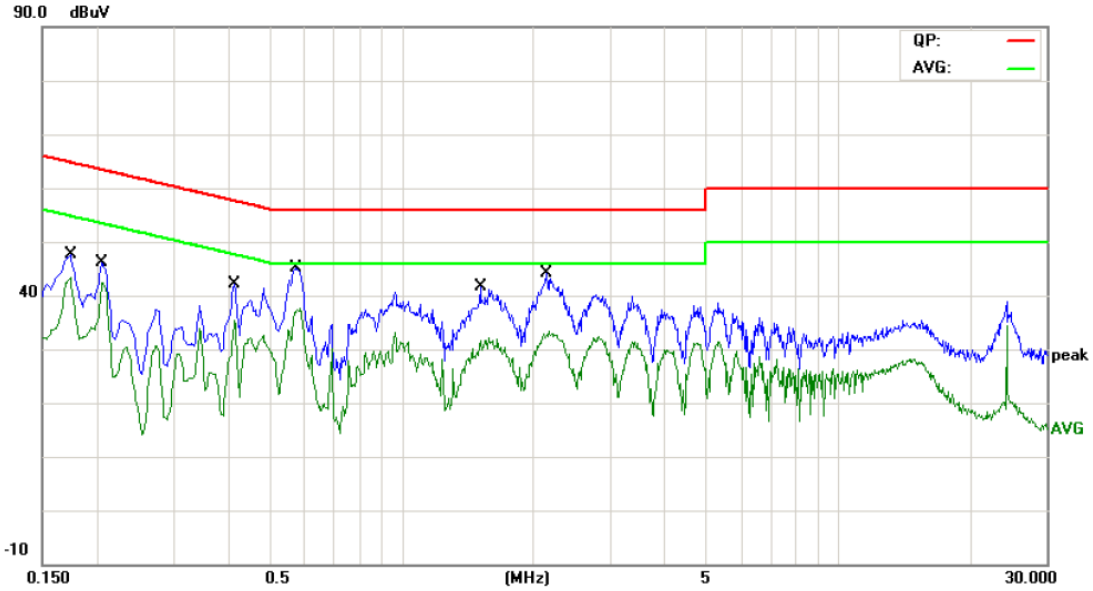

No.	Mk.	Freq.	Reading Level	Correct Factor	Measure-ment	Limit	Over	
		MHz	dBuV	dB	dBuV	dBuV	dB	Detector
1		0.1740	34.77	10.12	44.89	64.76	-19.87	QP
2		0.1740	33.14	10.12	43.26	54.76	-11.50	AVG
3		0.2060	34.70	10.12	44.82	63.36	-18.54	QP
4		0.2060	32.49	10.12	42.61	53.36	-10.75	AVG
5		0.4140	30.22	10.05	40.27	57.57	-17.30	QP
6		0.4140	24.98	10.05	35.03	47.57	-12.54	AVG
7		0.5740	34.06	10.02	44.08	56.00	-11.92	QP
8	*	0.5740	27.06	10.02	37.08	46.00	-8.92	AVG
9		1.5180	26.98	10.11	37.09	56.00	-18.91	QP
10		1.5180	21.64	10.11	31.75	46.00	-14.25	AVG
11		2.1460	28.05	10.06	38.11	56.00	-17.89	QP
12		2.1460	22.44	10.06	32.50	46.00	-13.50	AVG

Emission Level= Read Level+ Correct Factor

EUT:	Bluetooth MP4	Model Name :	ER-M2801
Temperature:	25 ℃	Relative Humidity:	55%
Test Voltage:	AC 120V/60 Hz		
Terminal:	Neutral		
Test Mode:	USB Charging with TX GFSK Mode 2402 MHz		
Remark:	Only worse case is reported		

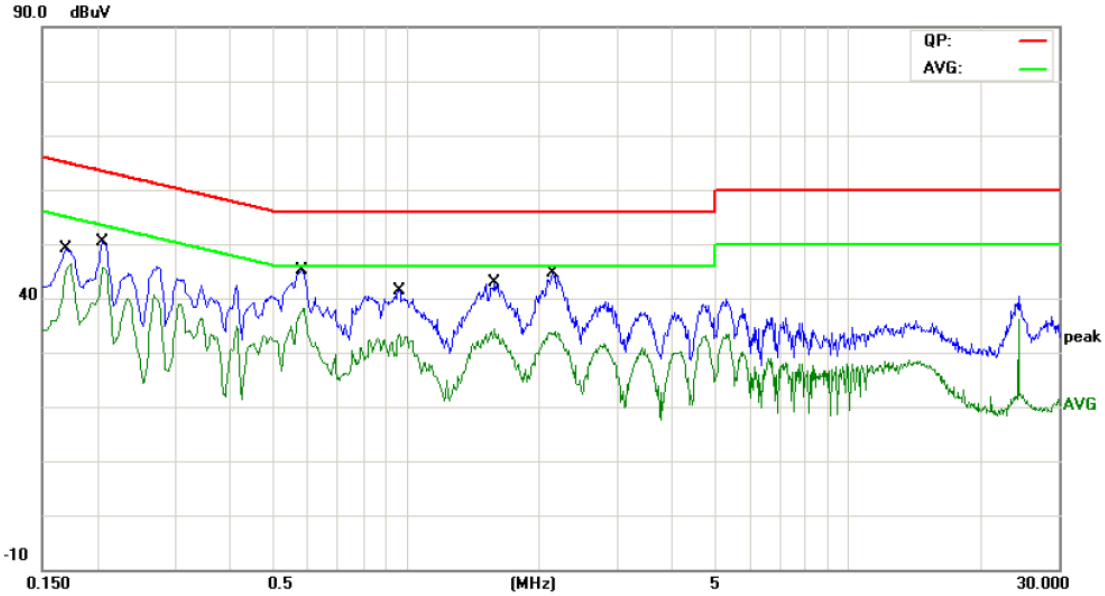

No.	Mk.	Freq.	Reading Level	Correct Factor	Measure-ment	Limit	Over	
		MHz	dBuV	dB	dBuV	dBuV	dB	Detector
1		0.1694	38.94	10.12	49.06	64.98	-15.92	QP
2		0.1694	35.10	10.12	45.22	54.98	-9.76	AVG
3		0.2051	40.32	10.12	50.44	63.40	-12.96	QP
4	*	0.2051	35.61	10.12	45.73	53.40	-7.67	AVG
5		0.5792	35.09	10.02	45.11	56.00	-10.89	QP
6		0.5792	27.67	10.02	37.69	46.00	-8.31	AVG
7		0.9633	31.27	10.14	41.41	56.00	-14.59	QP
8		0.9633	23.32	10.14	33.46	46.00	-12.54	AVG
9		1.5851	32.77	10.10	42.87	56.00	-13.13	QP
10		1.5851	24.16	10.10	34.26	46.00	-11.74	AVG
11		2.1439	34.68	10.06	44.74	56.00	-11.26	QP
12		2.1439	23.43	10.06	33.49	46.00	-12.51	AVG

Emission Level= Read Level+ Correct Factor

EUT:	Bluetooth MP4	**Model Name :**	ER-M2801
Temperature:	25 ℃	**Relative Humidity:**	55%
Test Voltage:	AC 240V/60 Hz		
Terminal:	Line		
Test Mode:	USB Charging with TX GFSK Mode 2402 MHz		
Remark:	Only worse case is reported		

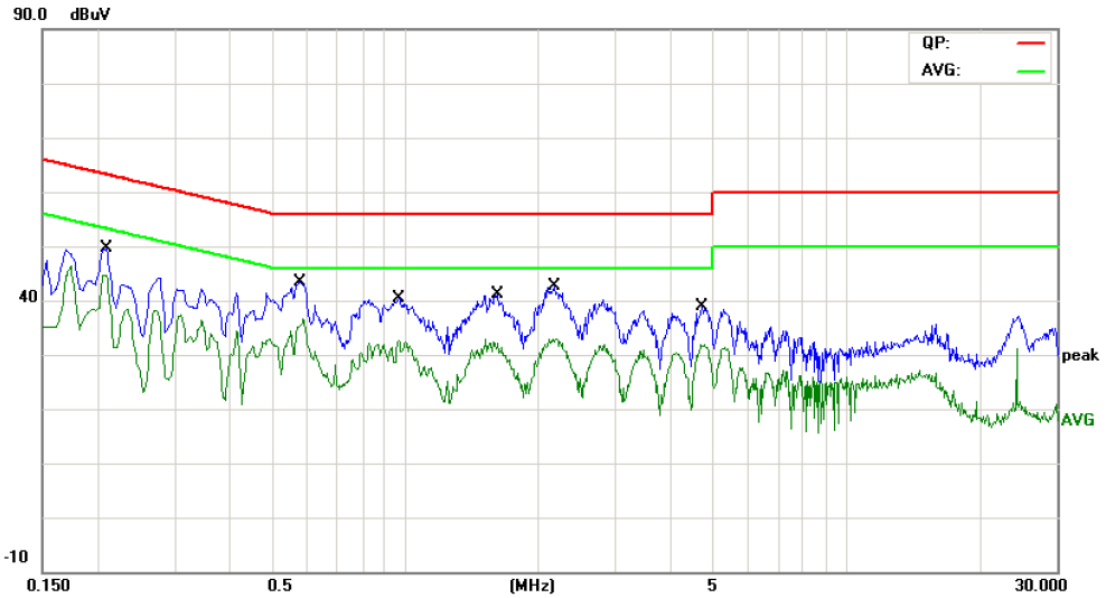

No.	Mk.	Freq.	Reading Level	Correct Factor	Measure-ment	Limit	Over	
		MHz	dBuV	dB	dBuV	dBuV	dB	Detector
1		0.2100	37.35	10.02	47.37	63.20	-15.83	QP
2	*	0.2100	34.06	10.02	44.08	53.20	-9.12	AVG
3		0.5780	32.60	10.06	42.66	56.00	-13.34	QP
4		0.5780	25.35	10.06	35.41	46.00	-10.59	AVG
5		0.9660	28.07	10.07	38.14	56.00	-17.86	QP
6		0.9660	22.43	10.07	32.50	46.00	-13.50	AVG
7		1.6180	26.82	10.06	36.88	56.00	-19.12	QP
8		1.6180	21.53	10.06	31.59	46.00	-14.41	AVG
9		2.1860	27.22	10.05	37.27	56.00	-18.73	QP
10		2.1860	22.25	10.05	32.30	46.00	-13.70	AVG
11		4.6979	24.80	9.97	34.77	56.00	-21.23	QP
12		4.6979	21.64	9.97	31.61	46.00	-14.39	AVG

Emission Level= Read Level+ Correct Factor

EUT:	Bluetooth MP4	**Model Name :**	ER-M2801
Temperature:	25 ℃	**Relative Humidity:**	55%
Test Voltage:	AC 240V/60 Hz		
Terminal:	Neutral		
Test Mode:	USB Charging with TX GFSK Mode 2402 MHz		
Remark:	Only worse case is reported		

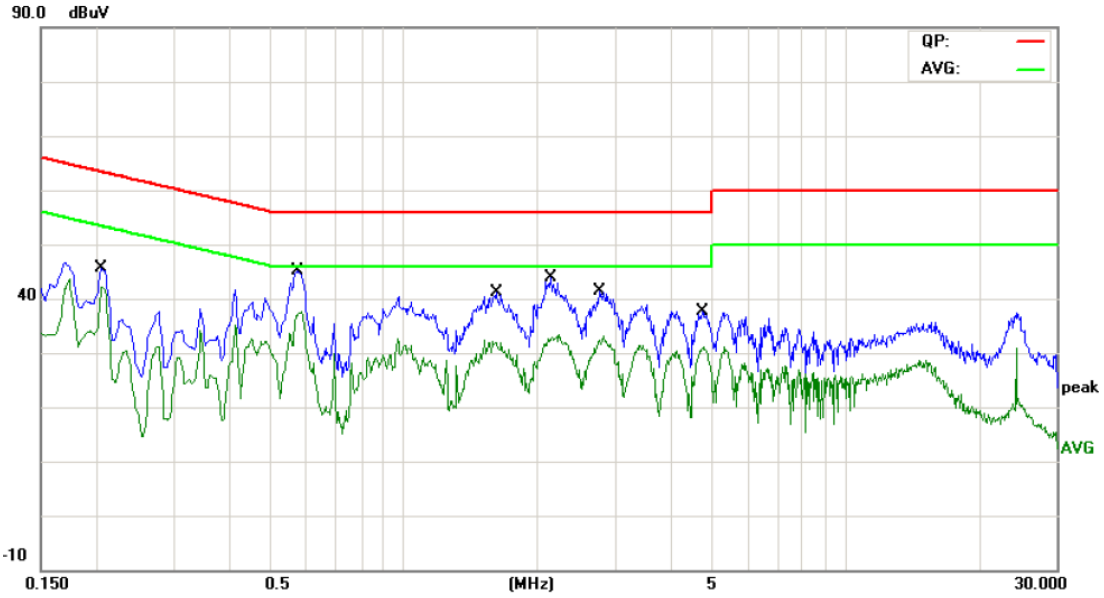

No.	Mk.	Freq.	Reading Level	Correct Factor	Measure-ment	Limit	Over	
		MHz	dBuV	dB	dBuV	dBuV	dB	Detector
1		0.2060	34.18	10.12	44.30	63.36	-19.06	QP
2		0.2060	31.93	10.12	42.05	53.36	-11.31	AVG
3		0.5740	34.05	10.02	44.07	56.00	-11.93	QP
4	*	0.5740	26.99	10.02	37.01	46.00	-8.99	AVG
5		1.6140	26.72	10.10	36.82	56.00	-19.18	QP
6		1.6140	20.87	10.10	30.97	46.00	-15.03	AVG
7		2.1460	28.28	10.06	38.34	56.00	-17.66	QP
8		2.1460	22.75	10.06	32.81	46.00	-13.19	AVG
9		2.7659	26.55	10.06	36.61	56.00	-19.39	QP
10		2.7659	22.07	10.06	32.13	46.00	-13.87	AVG
11		4.7300	23.57	10.06	33.63	56.00	-22.37	QP
12		4.7300	20.60	10.06	30.66	46.00	-15.34	AVG

Emission Level= Read Level+ Correct Factor

5. Radiated Emission Test

5.1 Test Standard and Limit

5.1.1 Test Standard

FCC Part 15.209

5.1.2 Test Limit

Radiated Emission Limit (9 kHz~1000MHz)

Frequency (MHz	Field Strength (microvolt/meter)	Measurement Distance (meters)
0.009~0.490	2400/F(KHz)	300
0.490~1.705	24000/F(KHz)	30
1.705~30.0	30	30
30~88	100	3
88~216	150	3
216~960	200	3
Above 960	500	3

Radiated Emission Limit (Above 1000MHz)

Frequency (MHz)	Class B (dBuV/m)(at 3m)	
	Peak	Average
Above 1000	74	54

Note:

(1) The tighter limit applies at the band edges.

(2) Emission Level (dBuV/m)=20log Emission Level (uV/m)

5.2 Test Setup

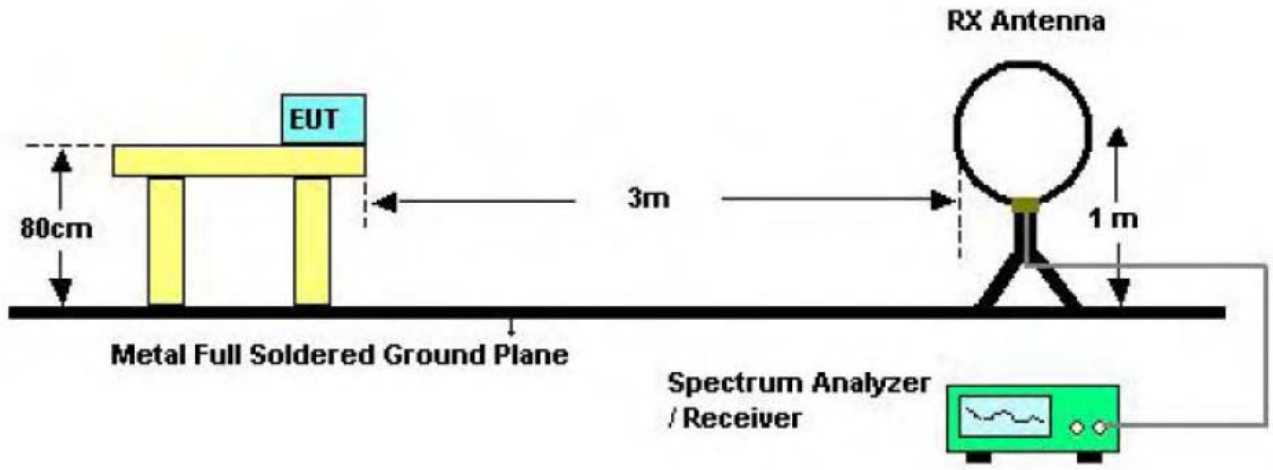

Bellow 30MHz Test Setup

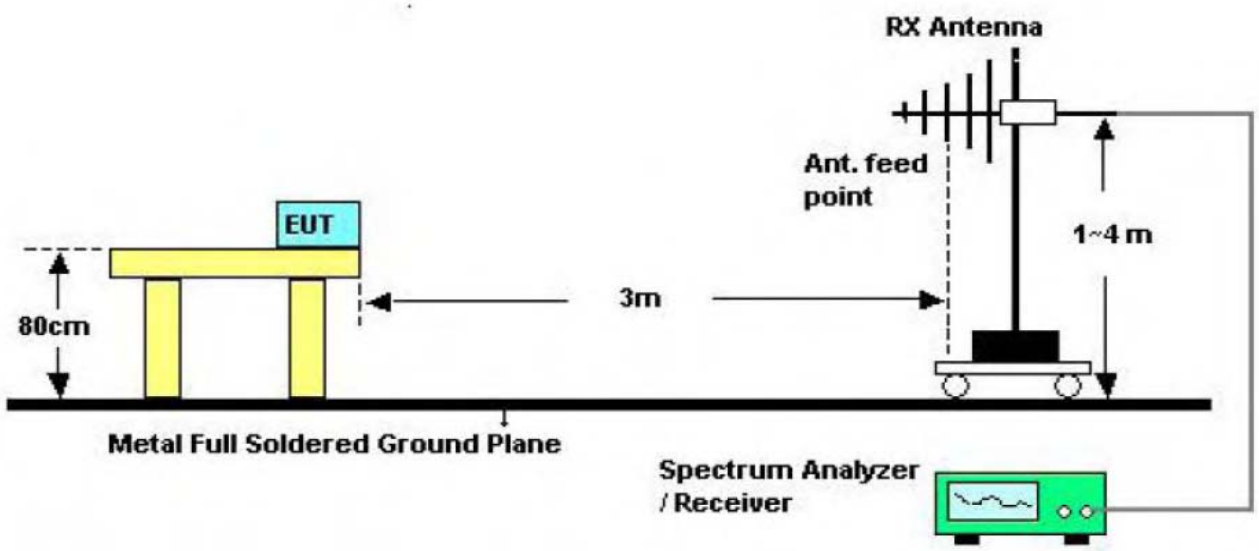

Bellow 1000MHz Test Setup

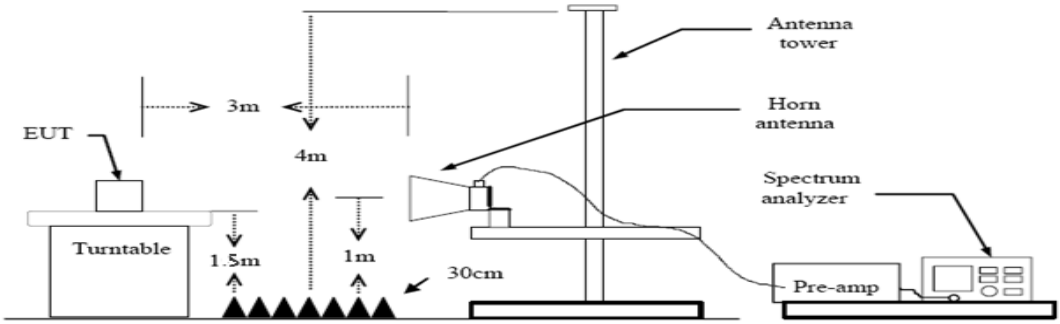

Above 1GHz Test Setup

5.3 Test Procedure

(1) The measuring distance of 3m shall be used for measurements at frequency up to 1GHz and above 1 GHz. The EUT was placed on a rotating 0.8m high above ground, the table was rotated 360 degrees to determine the position of the highest radiation.

(2) Measurements at frequency above 1GHz. The EUT was placed on a rotating 1.5m high above the ground. RF absorbers covered the ground plane with a minimum area of 3.0m by 3.0m between the EUT and measurement receiver antenna. The RF absorber shall not exceed 30cm in high above the conducting floor. The table was rotated 360 degrees to determine the position of the highest radiation.

(3) The Test antenna shall vary between 1m and 4m, Both Horizontal and Vertical antenna are set to make measurement.

(4) The initial step in collecting conducted emission data is a spectrum analyzer peak detector mode pre-scanning the measurement frequency range. Significant peaks are then marked and then Quasi Peak detector mode re-measured.

(5) If the Peak Mode measured value compliance with and lower than Quasi Peak Mode Limit Bellow 1 GHz, the EUT shall be deemed to meet QP Limits and then no additional QP Mode measurement performed. But the Peak Value and average value both need to comply with applicable limit above 1 GHz.

(6) Testing frequency range below 1GHz the measuring instrument use VBW=120 kHz with Quasi-peak detection.

(7) Testing frequency range above 1GHz the measuring instrument use RBW=1 MHz and VBW=3 MHz with Peak Detector for Peak Values, and use RBW=1 MHz and VBW=10 Hz with Peak Detector for Average Values.

(8) For the actual test configuration, please see the test setup photo.

5.4 EUT Operating Condition

The Equipment Under Test was set to Continual Transmitting in maximum power in TX mode.

5.5 Test Data

Remark: During testing above 1GHz the measuring instrument use RBW=1 MHz and VBW=3 MHz with Peak Detector for Peak Values, and use RBW=1 MHz and VBW=1 Kz with Peak Detector for Average Values.

Test data please refer the following pages.

EUT:	Bluetooth MP4	Model Name :	ER-M2801
Temperature:	25 ℃	Relative Humidity:	55%
Test Voltage:	DC 5V		
Ant. Pol.	Horizontal		
Test Mode:	TX GFSK Mode 2402MHz		
Remark:	Only worse case is reported		

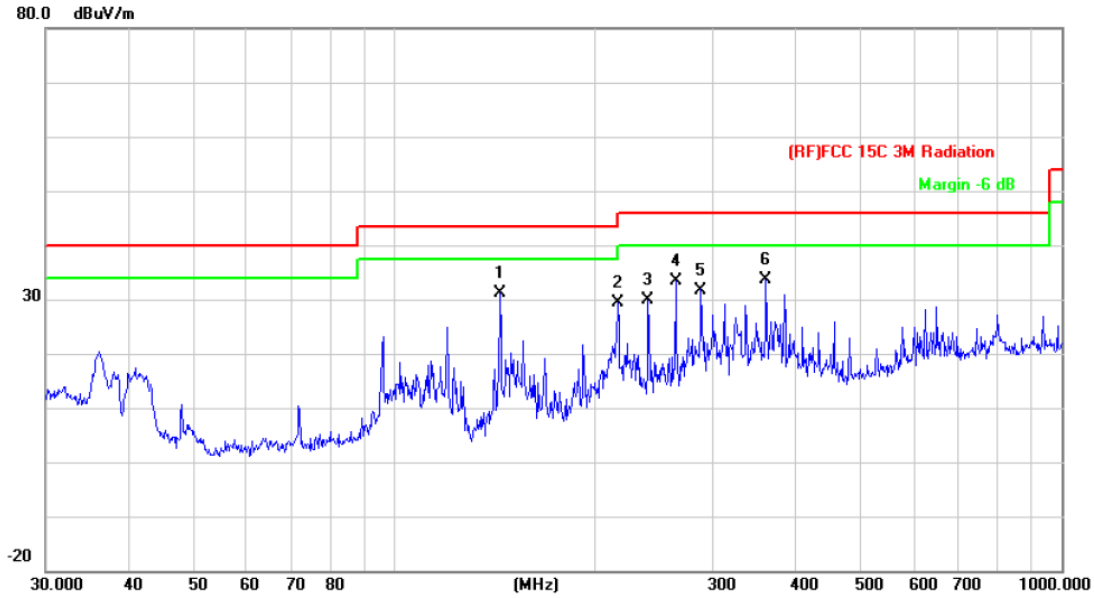

No.	Mk.	Freq.	Reading Level	Correct Factor	Measure-ment	Limit	Over	
		MHz	dBuV	dB/m	dBuV/m	dBuV/m	dB	Detector
1		143.8295	52.69	-21.67	31.02	43.50	-12.48	peak
2		216.0240	49.11	-19.70	29.41	46.00	-16.59	peak
3		239.9874	48.50	-18.59	29.91	46.00	-16.09	peak
4		263.8190	51.31	-17.82	33.49	46.00	-12.51	peak
5		287.9904	49.07	-17.32	31.75	46.00	-14.25	peak
6	*	360.4476	48.14	-14.55	33.59	46.00	-12.41	peak

*:Maximum data x:Over limit !:over margin

Emission Level= Read Level+ Correct Factor

EUT:	Bluetooth MP4	**Model Name :**	ER-M2801
Temperature:	25 ℃	**Relative Humidity:**	55%
Test Voltage:	DC 5V		
Ant. Pol.	Vertical		
Test Mode:	TX GFSK Mode 2402MHz		
Remark:	Only worse case is reported		

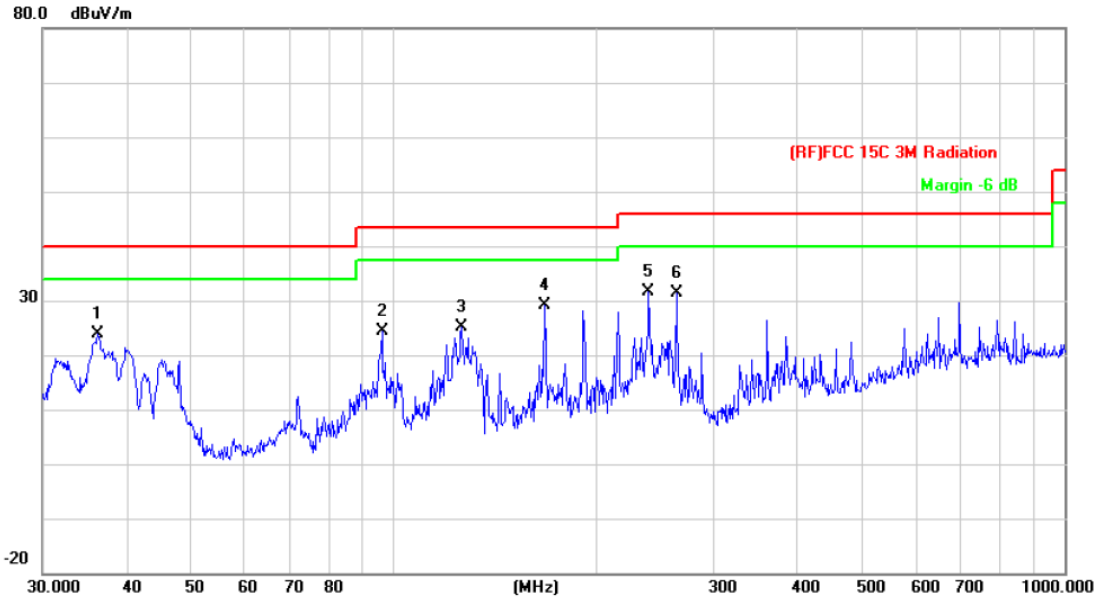

No.	Mk.	Freq.	Reading Level	Correct Factor	Measure-ment	Limit	Over	
		MHz	dBuV	dB/m	dBuV/m	dBuV/m	dB	Detector
1		36.2541	41.72	-17.83	23.89	40.00	-16.11	peak
2		96.0986	46.46	-22.16	24.30	43.50	-19.20	peak
3		126.3286	47.41	-22.30	25.11	43.50	-18.39	peak
4		167.8243	50.09	-21.04	29.05	43.50	-14.45	peak
5	*	239.9874	50.30	-18.59	31.71	46.00	-14.29	peak
6		263.8190	49.10	-17.82	31.28	46.00	-14.72	peak

*:Maximum data x:Over limit !:over margin

Emission Level= Read Level+ Correct Factor

EUT:	Bluetooth MP4	**Model Name :**	ER-M2801
Temperature:	25 ℃	**Relative Humidity:**	55%
Test Voltage:	DC 5V		
Ant. Pol.	Horizontal		
Test Mode:	TX π/4-DQPSK Mode 2402MHz		
Remark:	Only worse case is reported		

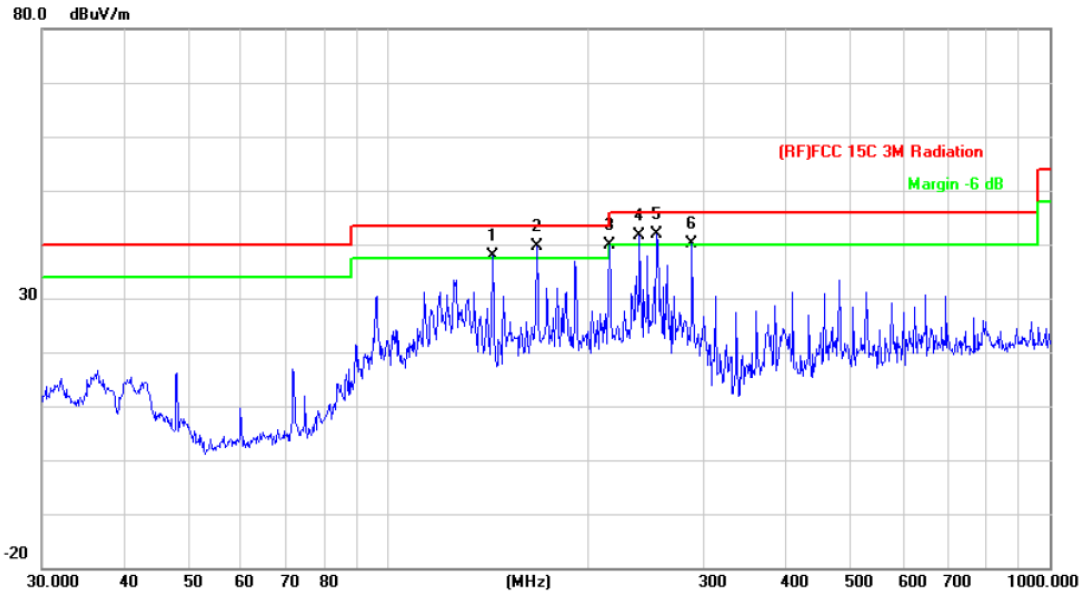

No.	Mk.	Freq.	Reading Level	Correct Factor	Measure-ment	Limit	Over	
		MHz	dBuV	dB/m	dBuV/m	dBuV/m	dB	Detector
1	!	143.8294	59.50	-21.67	37.83	43.50	-5.67	peak
2	*	167.8242	60.78	-21.04	39.74	43.50	-3.76	peak
3		216.0240	59.66	-19.70	39.96	46.00	-6.04	peak
4	!	239.9874	60.25	-18.59	41.66	46.00	-4.34	peak
5	!	254.7283	59.98	-18.02	41.96	46.00	-4.04	peak
6	!	287.9904	57.50	-17.32	40.18	46.00	-5.82	peak

*:Maximum data x:Over limit !:over margin

Emission Level= Read Level+ Correct Factor

EUT:	Bluetooth MP4	**Model Name :**	ER-M2801
Temperature:	25 ℃	**Relative Humidity:**	55%
Test Voltage:	DC 5V		
Ant. Pol.	Vertical		
Test Mode:	TX π/4-DQPSK Mode 2402MHz		
Remark:	Only worse case is reported		

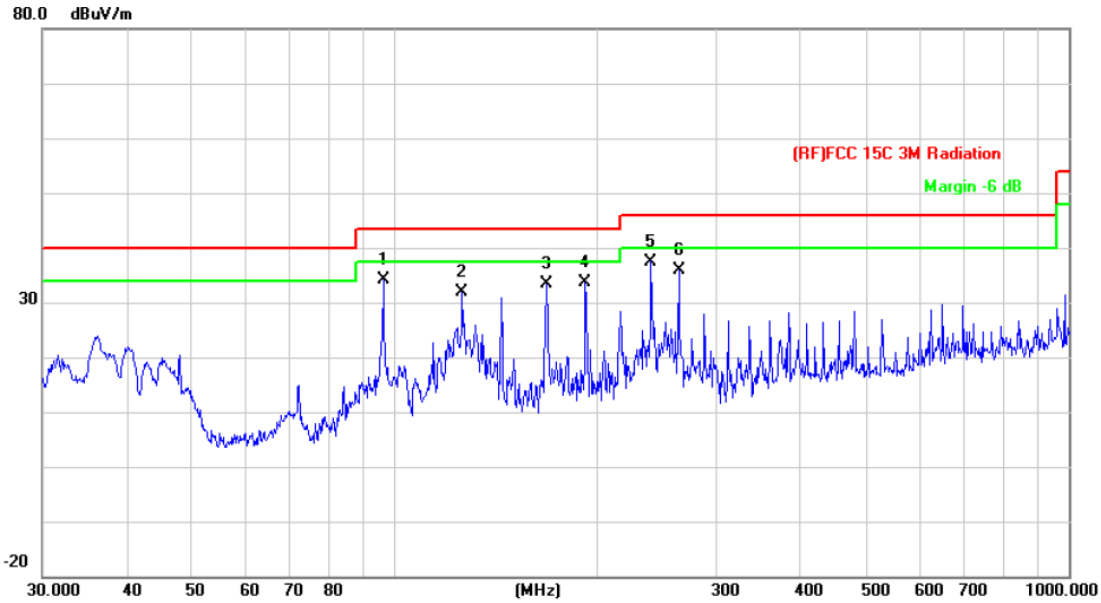

No.	Mk.	Freq.	Reading Level	Correct Factor	Measure-ment	Limit	Over	
		MHz	dBuV	dB/m	dBuV/m	dBuV/m	dB	Detector
1		96.0986	56.29	-22.16	34.13	43.50	-9.37	peak
2		125.8864	54.11	-22.31	31.80	43.50	-11.70	peak
3		167.8243	54.47	-21.04	33.43	43.50	-10.07	peak
4		191.7450	54.35	-20.81	33.54	43.50	-9.96	peak
5	*	239.9874	56.09	-18.59	37.50	46.00	-8.50	peak
6		263.8190	53.65	-17.82	35.83	46.00	-10.17	peak

*:Maximum data x:Over limit !:over margin

Emission Level= Read Level+ Correct Factor

EUT:	Bluetooth MP4	Model Name :	ER-M2801
Temperature:	25 ℃	Relative Humidity:	55%
Test Voltage:	DC 5V		
Ant. Pol.	Horizontal		
Test Mode:	TX 8-DPSK Mode 2402 MHz		
Remark:	Only worse case is reported		

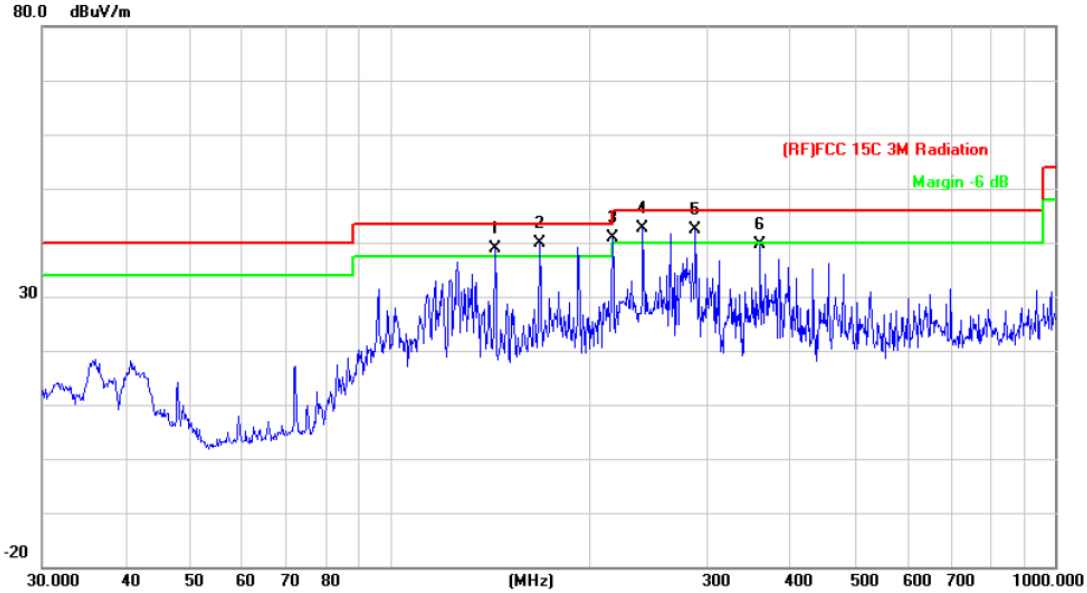

No.	Mk.	Freq.	Reading Level	Correct Factor	Measure-ment	Limit	Over	
		MHz	dBuV	dB/m	dBuV/m	dBuV/m	dB	Detector
1	!	143.8293	60.44	-21.67	38.77	43.50	-4.73	peak
2	!	167.8241	60.92	-21.04	39.88	43.50	-3.62	peak
3	!	216.0240	60.49	-19.70	40.79	46.00	-5.21	peak
4	*	239.9874	61.15	-18.59	42.56	46.00	-3.44	peak
5	!	287.9904	59.71	-17.32	42.39	46.00	-3.61	peak
6		360.4476	54.28	-14.55	39.73	46.00	-6.27	peak

*:Maximum data x:Over limit !:over margin

Emission Level= Read Level+ Correct Factor

EUT:	Bluetooth MP4	Model Name :	ER-M2801
Temperature:	25 ℃	Relative Humidity:	55%
Test Voltage:	DC 5V		
Ant. Pol.	Vertical		
Test Mode:	TX 8-DPSK Mode 2402MHz		
Remark:	Only worse case is reported		

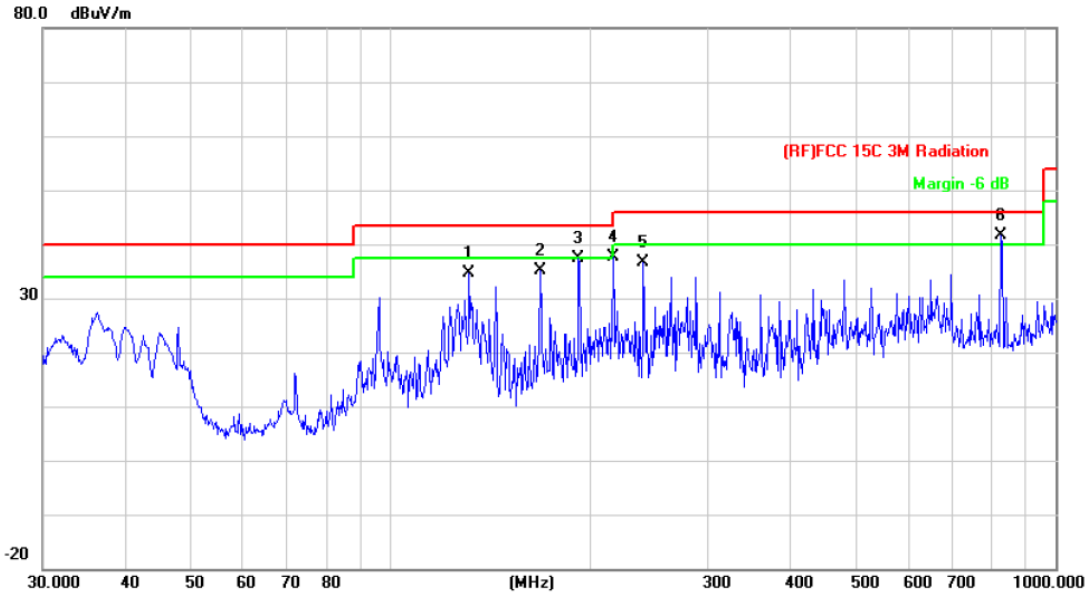

No.	Mk.	Freq.	Reading Level	Correct Factor	Measure-ment	Limit	Over	
		MHz	dBuV	dB/m	dBuV/m	dBuV/m	dB	Detector
1		131.2965	56.66	-22.15	34.51	43.50	-8.99	peak
2		167.8243	56.19	-21.04	35.15	43.50	-8.35	peak
3		191.7450	58.16	-20.81	37.35	43.50	-6.15	peak
4		216.0240	57.44	-19.70	37.74	46.00	-8.26	peak
5		239.9874	55.10	-18.59	36.51	46.00	-9.49	peak
6	*	827.4934	47.94	-6.32	41.62	46.00	-4.38	peak

*:Maximum data x:Over limit !:over margin

Emission Level= Read Level+ Correct Factor

EUT:	Bluetooth MP4	**Model Name :**	ER-M2801
Temperature:	25 ℃	**Relative Humidity:**	55%
Test Voltage:	DC 5V		
Ant. Pol.	Horizontal		
Test Mode:	TX GFSK Mode 2402MHz		
Remark:	No report for the emission which more than 10 dB below the prescribed limit.		

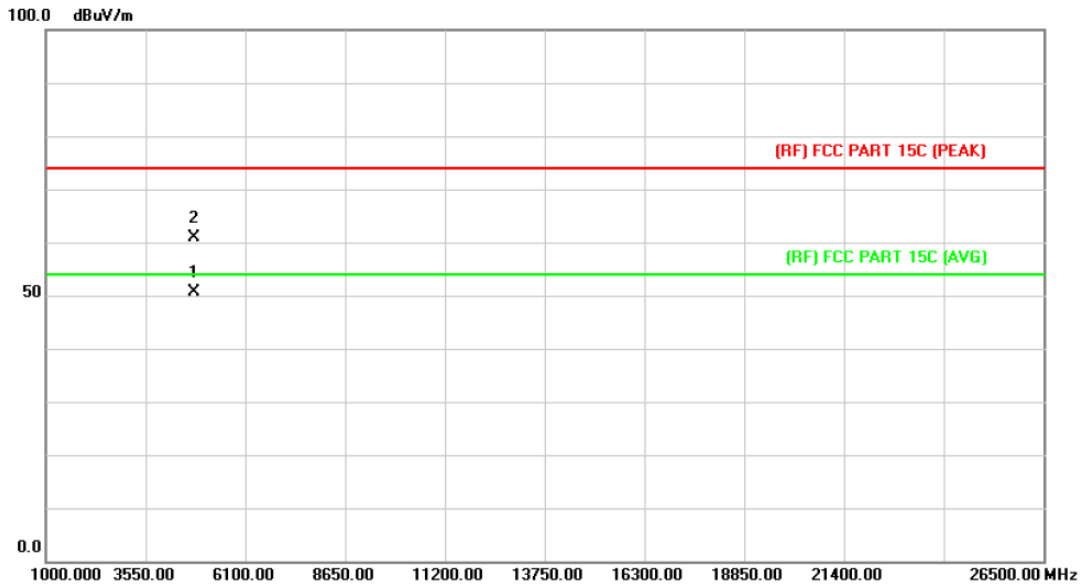

No.	Mk.	Freq.	Reading Level	Correct Factor	Measure-ment	Limit	Over	
		MHz	dBuV	dB/m	dBuV/m	dBuV/m	dB	Detector
1	*	4803.703	37.25	13.44	50.69	54.00	-3.31	AVG
2		4803.811	47.34	13.44	60.78	74.00	-13.22	peak

Emission Level= Read Level+ Correct Factor

EUT:	Bluetooth MP4	**Model Name :**	ER-M2801
Temperature:	25 ℃	**Relative Humidity:**	55%
Test Voltage:	DC 5V		
Ant. Pol.	Vertical		
Test Mode:	TX GFSK Mode 2402MHz		
Remark:	No report for the emission which more than 10 dB below the prescribed limit.		

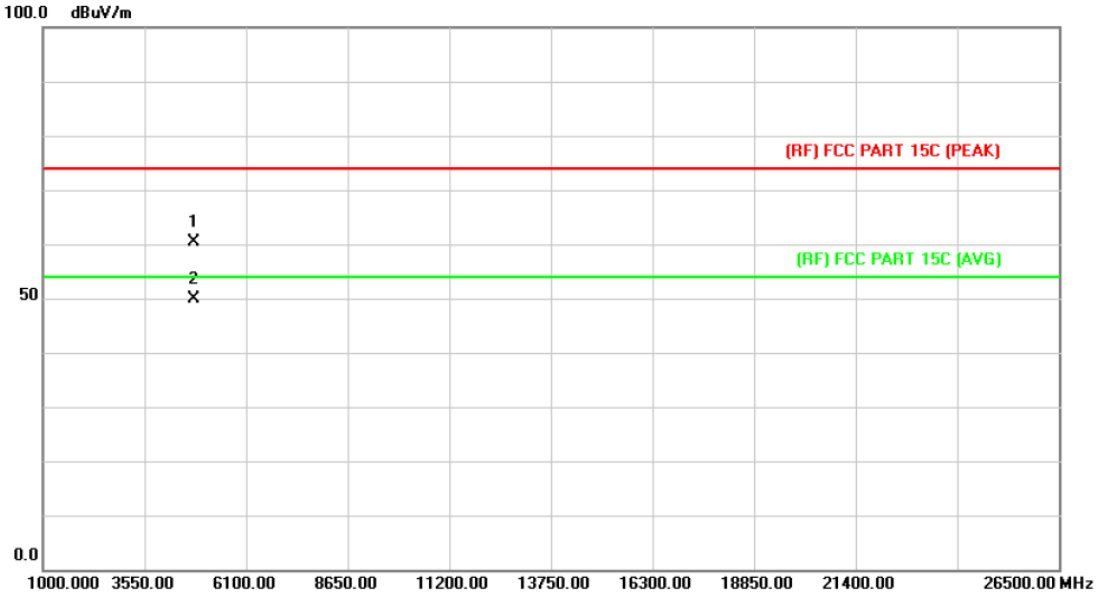

No.	Mk.	Freq.	Reading Level	Correct Factor	Measure-ment	Limit	Over	
		MHz	dBuV	dB/m	dBuV/m	dBuV/m	dB	Detector
1		4803.628	47.02	13.44	60.46	74.00	-13.54	peak
2	*	4803.718	36.35	13.44	49.79	54.00	-4.21	AVG

Emission Level= Read Level+ Correct Factor

EUT:	Bluetooth MP4	**Model Name :**	ER-M2801
Temperature:	25 ℃	**Relative Humidity:**	55%
Test Voltage:	DC 5V		
Ant. Pol.	Horizontal		
Test Mode:	TX GFSK Mode 2441MHz		
Remark:	No report for the emission which more than 10 dB below the prescribed limit.		

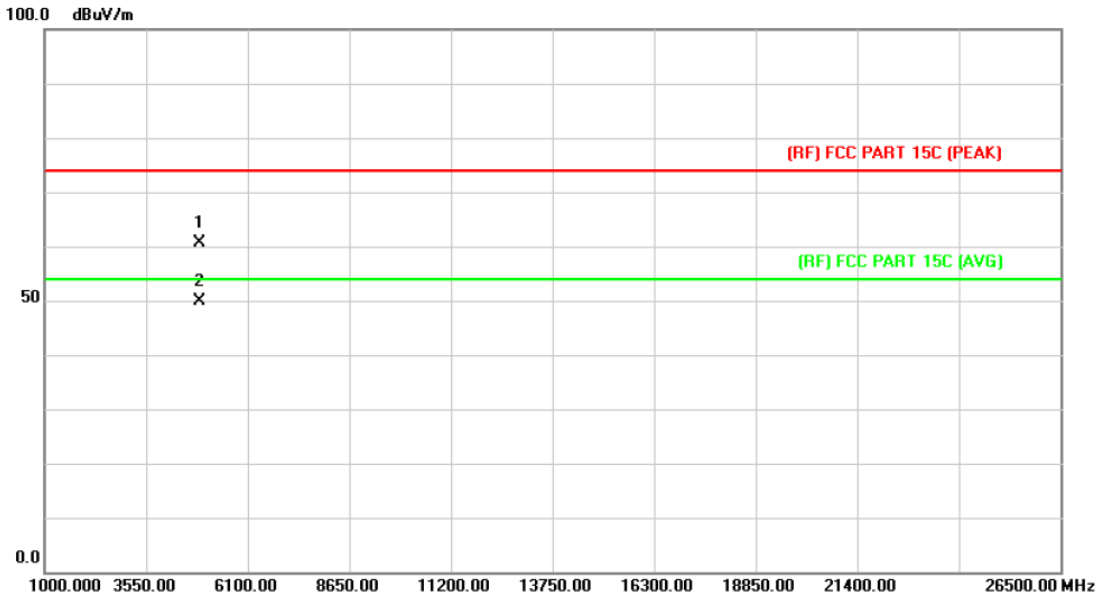

No.	Mk.	Freq.	Reading Level	Correct Factor	Measure-ment	Limit	Over	
		MHz	dBuV	dB/m	dBuV/m	dBuV/m	dB	Detector
1		4881.681	46.81	13.90	60.71	74.00	-13.29	peak
2	*	4881.785	36.07	13.90	49.97	54.00	-4.03	AVG

Emission Level= Read Level+ Correct Factor

EUT:	Bluetooth MP4	Model Name :	ER-M2801
Temperature:	25 ℃	Relative Humidity:	55%
Test Voltage:	DC 5V		
Ant. Pol.	Vertical		
Test Mode:	TX GFSK Mode 2441MHz		
Remark:	No report for the emission which more than 10 dB below the prescribed limit.		

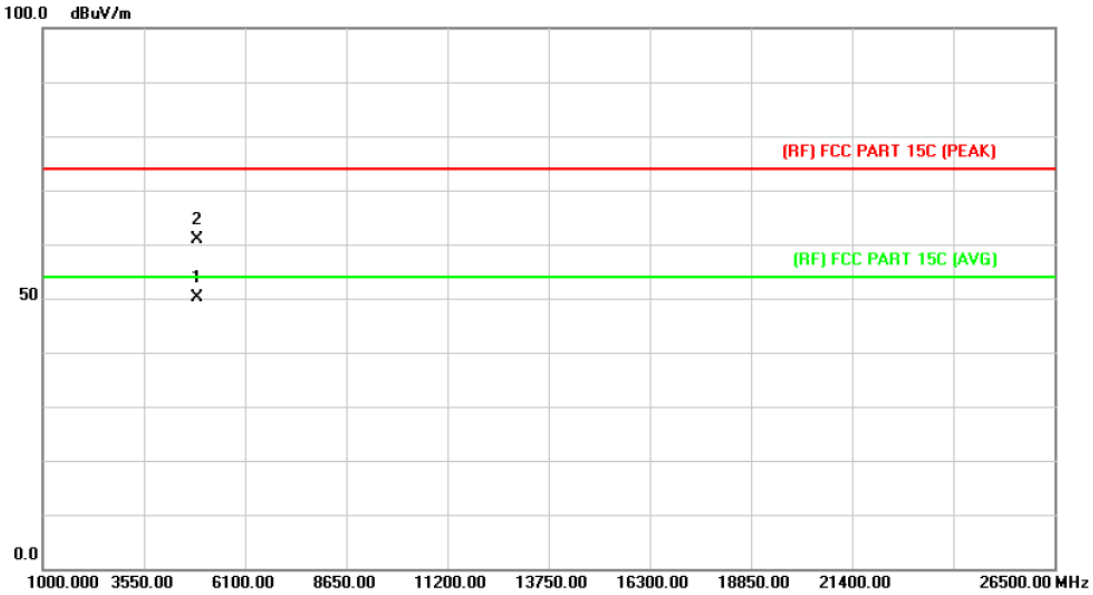

No.	Mk.	Freq.	Reading Level	Correct Factor	Measure-ment	Limit	Over	
		MHz	dBuV	dB/m	dBuV/m	dBuV/m	dB	Detector
1	*	4881.506	36.16	13.90	50.06	54.00	-3.94	AVG
2		4881.829	46.91	13.90	60.81	74.00	-13.19	peak

Emission Level= Read Level+ Correct Factor

EUT:	Bluetooth MP4	**Model Name :**	ER-M2801
Temperature:	25 ℃	**Relative Humidity:**	55%
Test Voltage:	DC 5V		
Ant. Pol.	Horizontal		
Test Mode:	TX GFSK Mode 2480MHz		
Remark:	No report for the emission which more than 10 dB below the prescribed limit.		

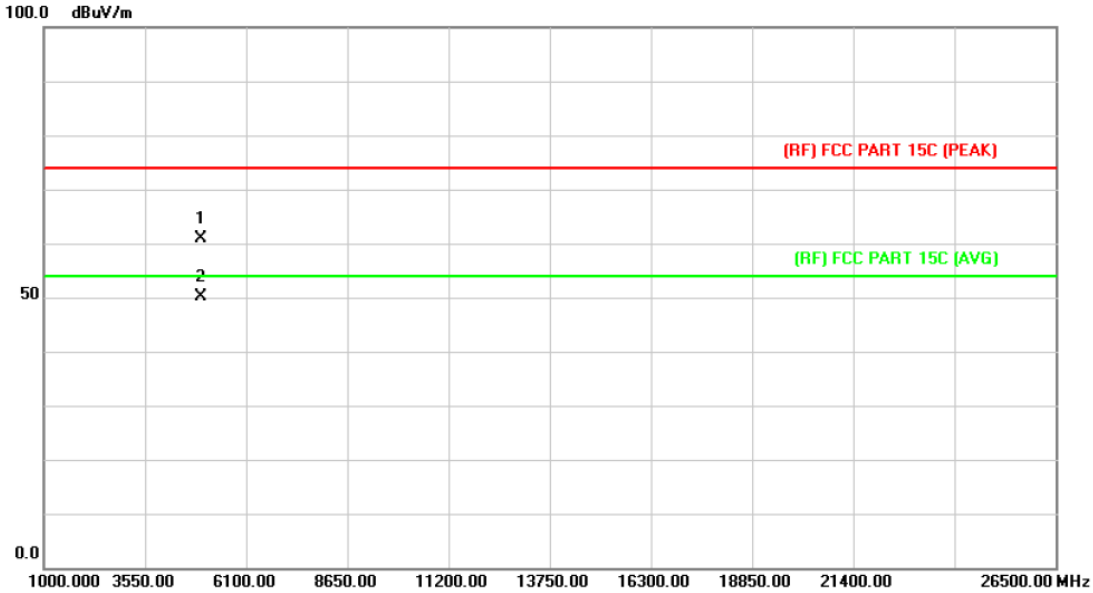

No.	Mk.	Freq.	Reading Level	Correct Factor	Measure-ment	Limit	Over	
		MHz	dBuV	dB/m	dBuV/m	dBuV/m	dB	Detector
1		4959.603	46.52	14.36	60.88	74.00	-13.12	peak
2	*	4959.865	35.88	14.36	50.24	54.00	-3.76	AVG

Emission Level= Read Level+ Correct Factor

EUT:	Bluetooth MP4	**Model Name :**	ER-M2801
Temperature:	25 ℃	**Relative Humidity:**	55%
Test Voltage:	DC 5V		
Ant. Pol.	Vertical		
Test Mode:	TX GFSK Mode 2480MHz		
Remark:	No report for the emission which more than 10 dB below the prescribed limit.		

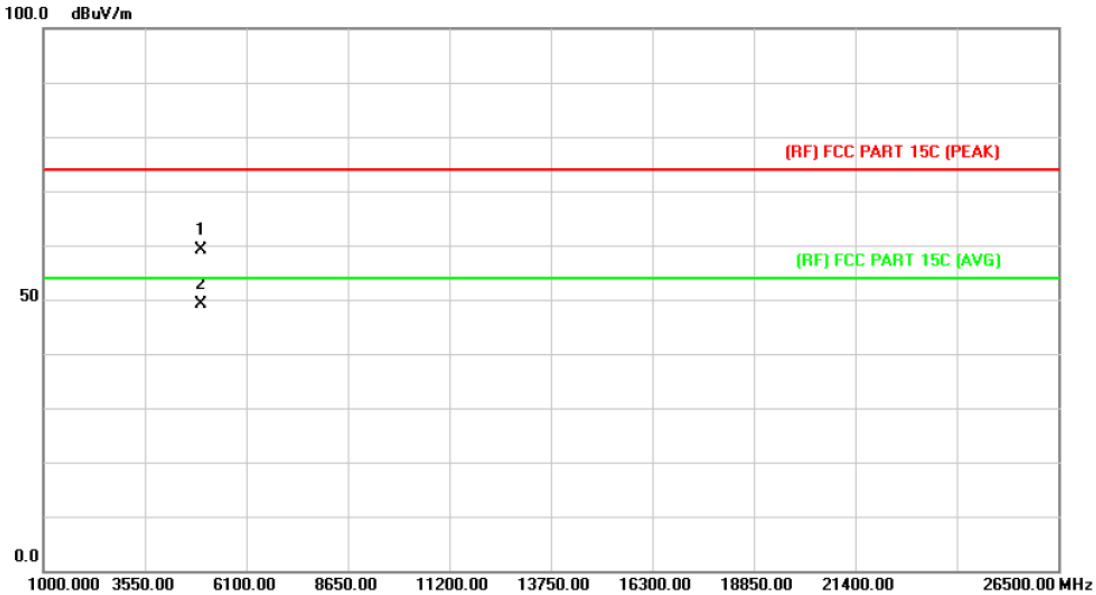

No.	Mk.	Freq.	Reading Level	Correct Factor	Measure-ment	Limit	Over	
		MHz	dBuV	dB/m	dBuV/m	dBuV/m	dB	Detector
1		4959.501	44.76	14.36	59.12	74.00	-14.88	peak
2	*	4959.844	34.79	14.36	49.15	54.00	-4.85	AVG

Emission Level= Read Level+ Correct Factor

EUT:	Bluetooth MP4	**Model Name :**	ER-M2801
Temperature:	25 ℃	**Relative Humidity:**	55%
Test Voltage:	DC 5V		
Ant. Pol.	Horizontal		
Test Mode:	TX 8-DPSK Mode 2402MHz		
Remark:	No report for the emission which more than 10 dB below the prescribed limit.		

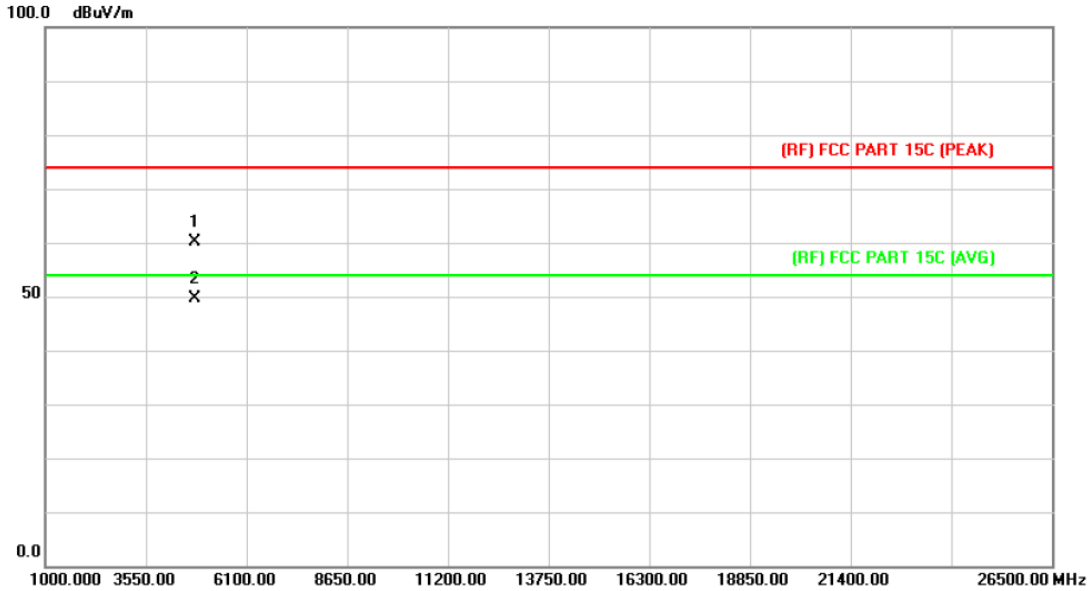

No.	Mk.	Freq.	Reading Level	Correct Factor	Measure-ment	Limit	Over	
		MHz	dBuV	dB/m	dBuV/m	dBuV/m	dB	Detector
1		4803.627	46.61	13.44	60.05	74.00	-13.95	peak
2	*	4804.372	36.09	13.44	49.53	54.00	-4.47	AVG

Emission Level= Read Level+ Correct Factor

EUT:	Bluetooth MP4	**Model Name :**	ER-M2801
Temperature:	25 ℃	**Relative Humidity:**	55%
Test Voltage:	DC 5V		
Ant. Pol.	Vertical		
Test Mode:	TX 8-DPSK Mode 2402MHz		
Remark:	No report for the emission which more than 10 dB below the prescribed limit.		

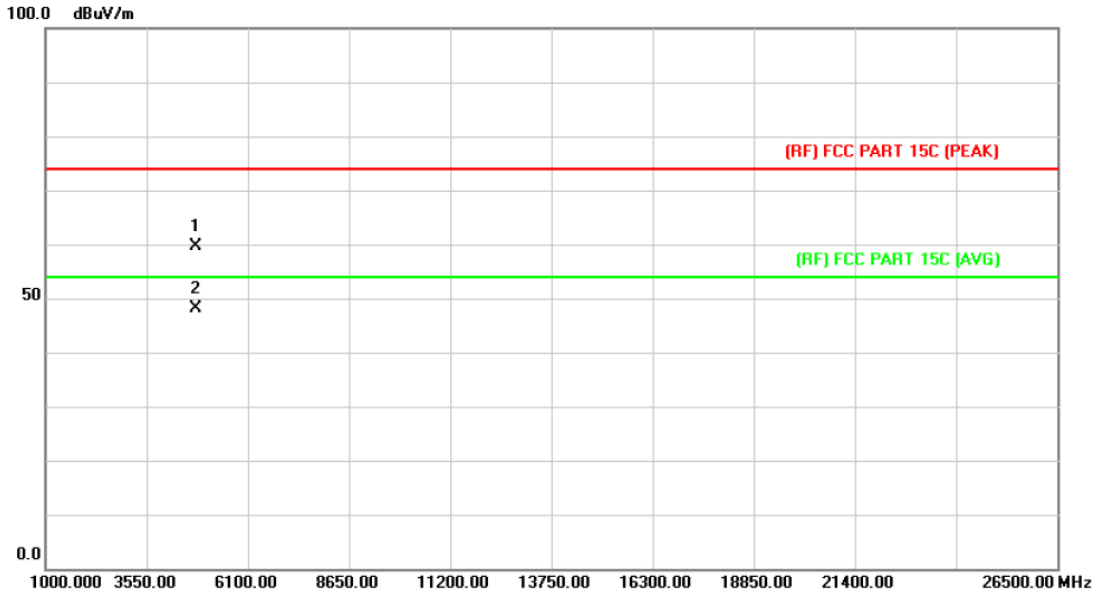

No.	Mk.	Freq.	Reading Level	Correct Factor	Measure-ment	Limit	Over	
		MHz	dBuV	dB/m	dBuV/m	dBuV/m	dB	Detector
1		4803.503	46.20	13.44	59.64	74.00	-14.36	peak
2	*	4803.860	34.80	13.44	48.24	54.00	-5.76	AVG

Emission Level= Read Level+ Correct Factor

EUT:	Bluetooth MP4	**Model Name :**	ER-M2801
Temperature:	25 ℃	**Relative Humidity:**	55%
Test Voltage:	DC 5V		
Ant. Pol.	Horizontal		
Test Mode:	TX 8-DPSK Mode 2441MHz		
Remark:	No report for the emission which more than 10 dB below the prescribed limit.		

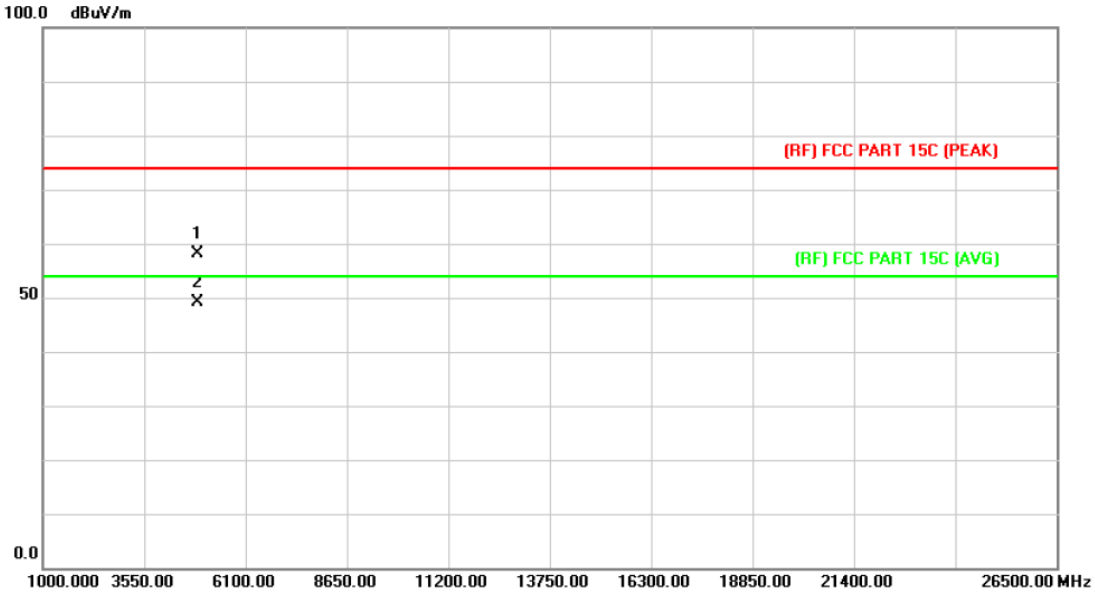

No.	Mk.	Freq.	Reading Level	Correct Factor	Measure-ment	Limit	Over	
		MHz	dBuV	dB/m	dBuV/m	dBuV/m	dB	Detector
1		4881.635	44.31	13.90	58.21	74.00	-15.79	peak
2	*	4882.219	35.22	13.90	49.12	54.00	-4.88	AVG

Emission Level= Read Level+ Correct Factor

EUT:	Bluetooth MP4	**Model Name :**	ER-M2801
Temperature:	25 ℃	**Relative Humidity:**	55%
Test Voltage:	DC 5V		
Ant. Pol.	Vertical		
Test Mode:	TX 8-DPSK Mode 2441MHz		
Remark:	No report for the emission which more than 10 dB below the prescribed limit.		

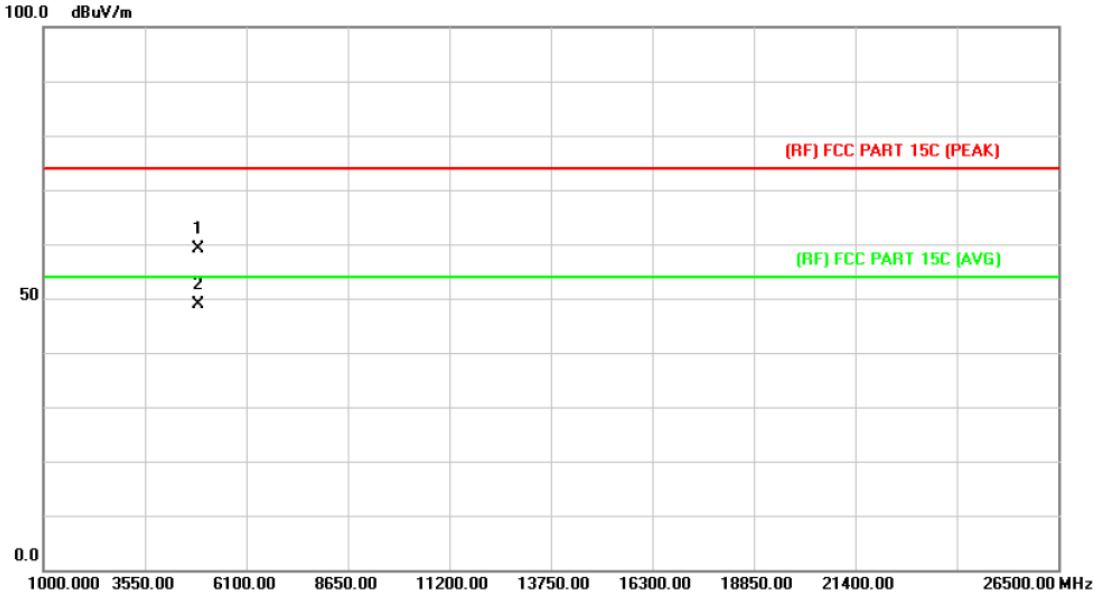

No.	Mk.	Freq.	Reading Level	Correct Factor	Measure-ment	Limit	Over	
		MHz	dBuV	dB/m	dBuV/m	dBuV/m	dB	Detector
1		4882.099	45.16	13.90	59.06	74.00	-14.94	peak
2	*	4882.128	35.07	13.90	48.97	54.00	-5.03	AVG

Emission Level= Read Level+ Correct Factor

EUT:	Bluetooth MP4	**Model Name :**	ER-M2801
Temperature:	25 ℃	**Relative Humidity:**	55%
Test Voltage:	DC 5V		
Ant. Pol.	Horizontal		
Test Mode:	TX 8-DPSK Mode 2480MHz		
Remark:	No report for the emission which more than 10 dB below the prescribed limit.		

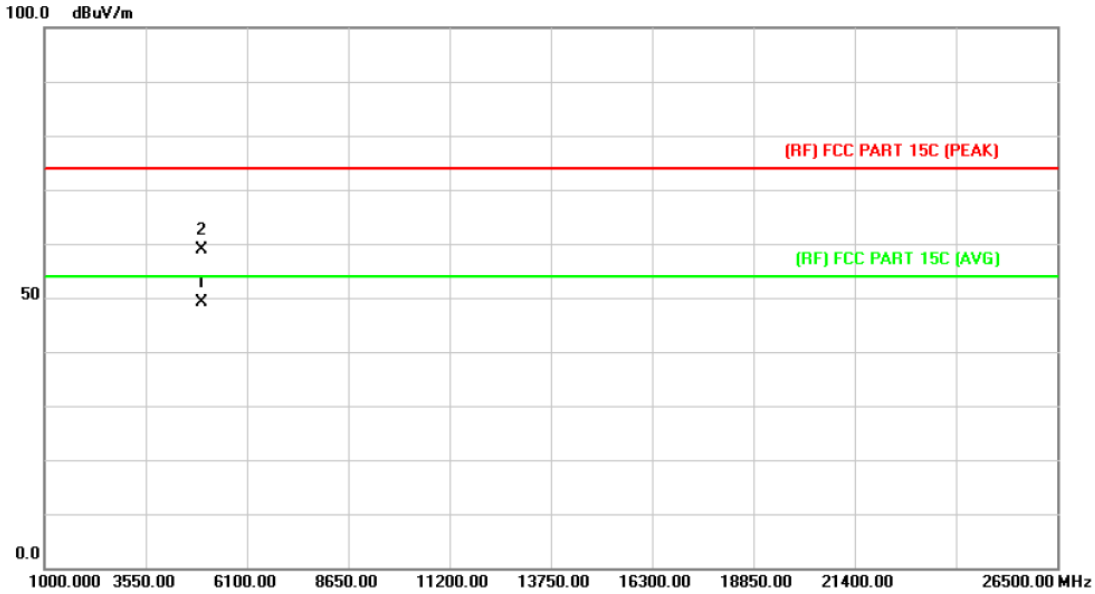

No.	Mk.	Freq.	Reading Level	Correct Factor	Measure-ment	Limit	Over	
		MHz	dBuV	dB/m	dBuV/m	dBuV/m	dB	Detector
1	*	4959.858	34.72	14.36	49.08	54.00	-4.92	AVG
2		4960.269	44.54	14.36	58.90	74.00	-15.10	peak

Emission Level= Read Level+ Correct Factor

EUT:	Bluetooth MP4	**Model Name :**	ER-M2801
Temperature:	25 ℃	**Relative Humidity:**	55%
Test Voltage:	DC 5V		
Ant. Pol.	Vertical		
Test Mode:	TX 8-DPSK Mode 2480MHz		
Remark:	No report for the emission which more than 10 dB below the prescribed limit.		

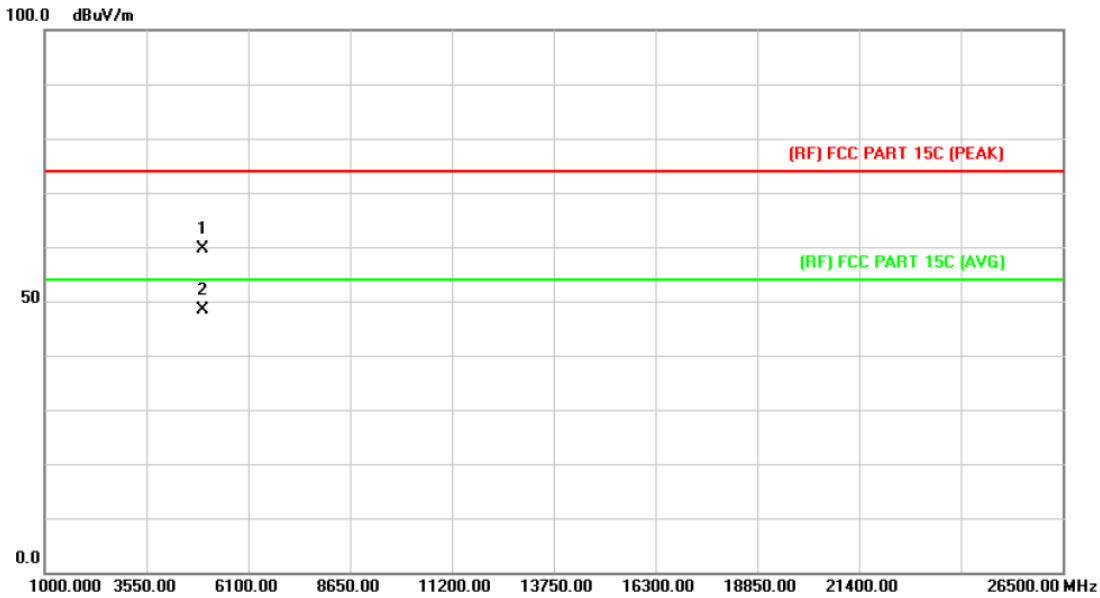

No.	Mk.	Freq.	Reading Level	Correct Factor	Measure-ment	Limit	Over	
		MHz	dBuV	dB/m	dBuV/m	dBuV/m	dB	Detector
1		4959.987	45.15	14.36	59.51	74.00	-14.49	peak
2	*	4960.315	33.98	14.36	48.34	54.00	-5.66	AVG

Emission Level= Read Level+ Correct Factor

6. Restricted Bands Requirement

6.1 Test Standard and Limit

6.1.1 Test Standard

FCC Part 15.209

FCC Part 15.205

6.1.2 Test Limit

Restricted Frequency Band (MHz)	Class B (dBuV/m)(at 3m)	
	Peak	Average
2310 ~2390	74	54
2483.5 ~2500	74	54
Note: All restriction bands have been tested, only the worst case is reported.		

6.2 Test Setup

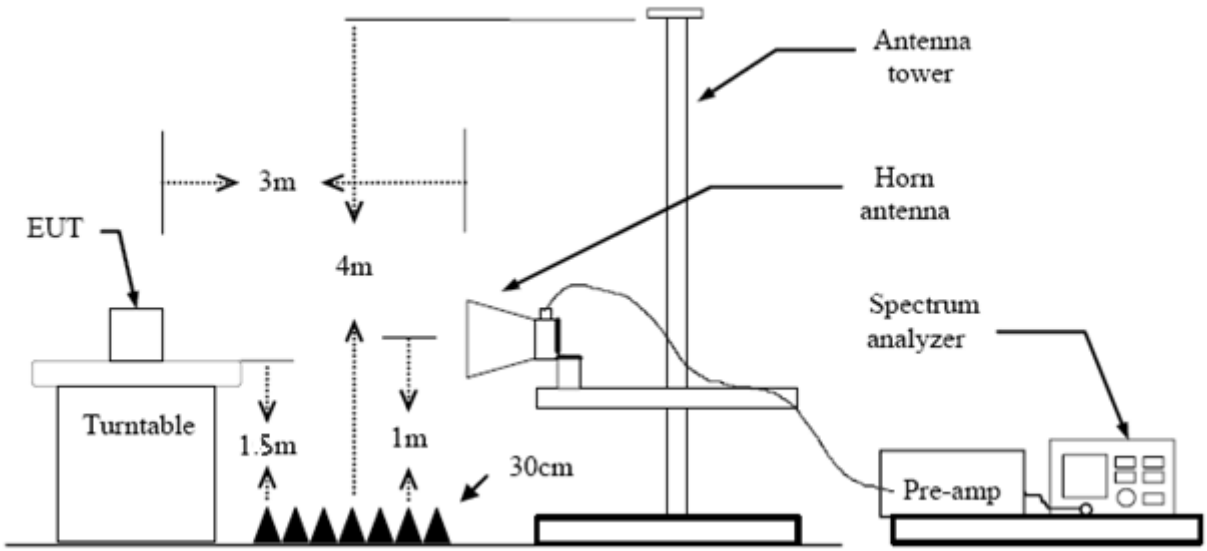

6.3 Test Procedure

(1) The measuring distance of 3m shall be used for measurements at frequency up to 1GHz and above 1 GHz. The EUT was placed on a rotating 0.8m high above ground, the table was rotated 360 degrees to determine the position of the highest radiation.

(2) Measurements at frequency above 1GHz. The EUT was placed on a rotating 1.5m high above the ground. RF absorbers covered the ground plane with a minimum area of 3.0m by 3.0m between the EUT and measurement receiver antenna. The RF absorber shall not exceed 30cm in high above the conducting floor. The table was rotated 360 degrees to determine the position of the highest radiation.

(3) The Test antenna shall vary between 1m and 4m, Both Horizontal and Vertical antenna are set to make measurement.
(4) The initial step in collecting conducted emission data is a spectrum analyzer peak detector mode pre-scanning the measurement frequency range. Significant peaks are then marked and then Quasi Peak detector mode re-measured.
(5) If the Peak Mode measured value compliance with and lower than Quasi Peak Mode Limit Bellow 1 GHz, the EUT shall be deemed to meet QP Limits and then no additional QP Mode measurement performed. But the Peak Value and average value both need to comply with applicable limit above 1 GHz.
(6) Testing frequency range below 1GHz the measuring instrument use VBW=120 kHz with Quasi-peak detection.
(7) Testing frequency range above 1GHz the measuring instrument use RBW=1 MHz and VBW=3 MHz with Peak Detector for Peak Values, and use RBW=1 MHz and VBW=10 Hz with Peak Detector for Average Values.
(8) For the actual test configuration, please see the test setup photo.

6.4 EUT Operating Condition

The Equipment Under Test was set to Continual Transmitting in maximum power.

6.4 Test Data

Remark: During testing above 1GHz the measuring instrument use RBW=1 MHz and VBW=3 MHz with Peak Detector for Peak Values, and use RBW=1 MHz and VBW=1 KHz with Peak Detector for Average Values.

All restriction bands have been tested, only the worst case is reported.

(1) Radiation Test

EUT:	Bluetooth MP4	**Model Name :**	ER-M2801
Temperature:	25 ℃	**Relative Humidity:**	55%
Test Voltage:	DC 5V		
Ant. Pol.	Horizontal		
Test Mode:	TX GFSK Mode 2402MHz		
Remark:	N/A		

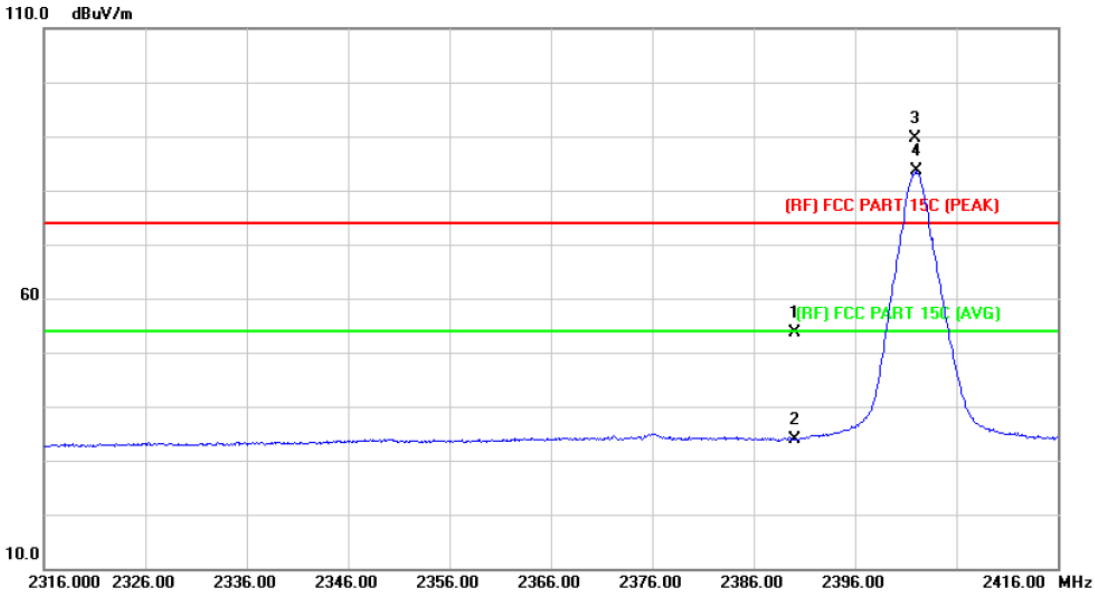

No.	Mk.	Freq.	Reading Level	Correct Factor	Measure-ment	Limit	Over	
		MHz	dBuV	dB/m	dBuV/m	dBuV/m	dB	Detector
1		2390.000	52.79	0.77	53.56	74.00	-20.44	peak
2		2390.000	33.13	0.77	33.90	54.00	-20.10	AVG
3	X	2401.900	88.87	0.82	89.69	Fundamental Frequency		peak
4	*	2402.000	82.93	0.82	83.75	Fundamental Frequency		AVG

Emission Level= Read Level+ Correct Factor

EUT:	Bluetooth MP4	**Model Name :**	ER-M2801
Temperature:	25 ℃	**Relative Humidity:**	55%
Test Voltage:	DC 5V		
Ant. Pol.	Vertical		
Test Mode:	TX GFSK Mode 2402MHz		
Remark:	N/A		

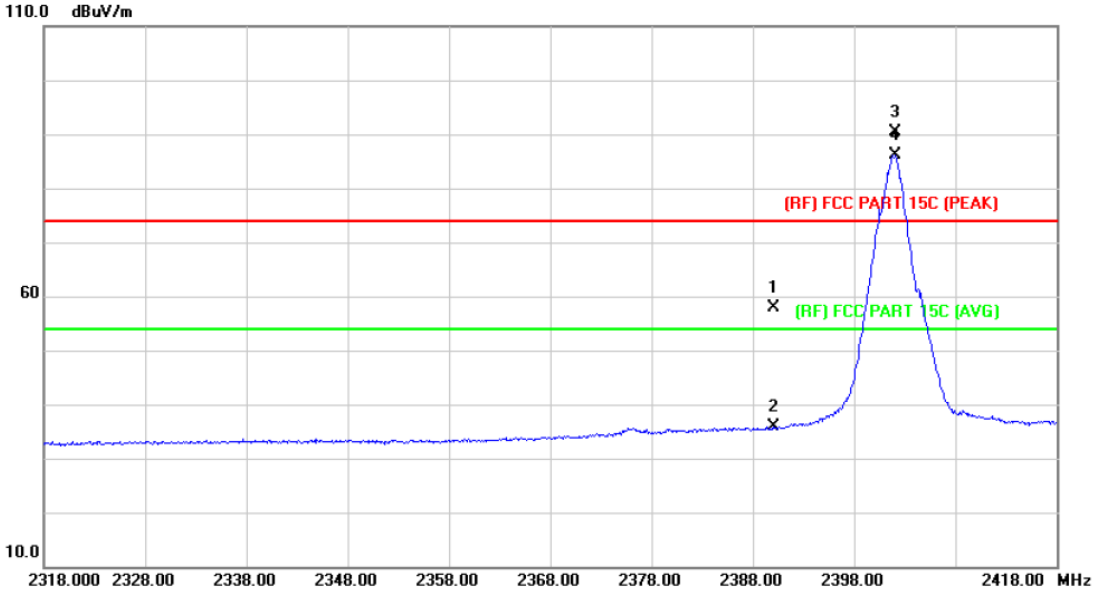

No.	Mk.	Freq.	Reading Level	Correct Factor	Measure-ment	Limit	Over	
		MHz	dBuV	dB/m	dBuV/m	dBuV/m	dB	Detector
1		2390.000	56.99	0.77	57.76	74.00	-16.24	peak
2		2390.000	35.00	0.77	35.77	54.00	-18.23	AVG
3	X	2402.100	89.68	0.82	90.50	Fundamental Frequency		peak
4	*	2402.100	85.21	0.82	86.03	Fundamental Frequency		AVG

Emission Level= Read Level+ Correct Factor

EUT:	Bluetooth MP4	**Model Name :**	ER-M2801
Temperature:	25 ℃	**Relative Humidity:**	55%
Test Voltage:	DC 5V		
Ant. Pol.	Horizontal		
Test Mode:	TX GFSK Mode 2480 MHz		
Remark:	N/A		

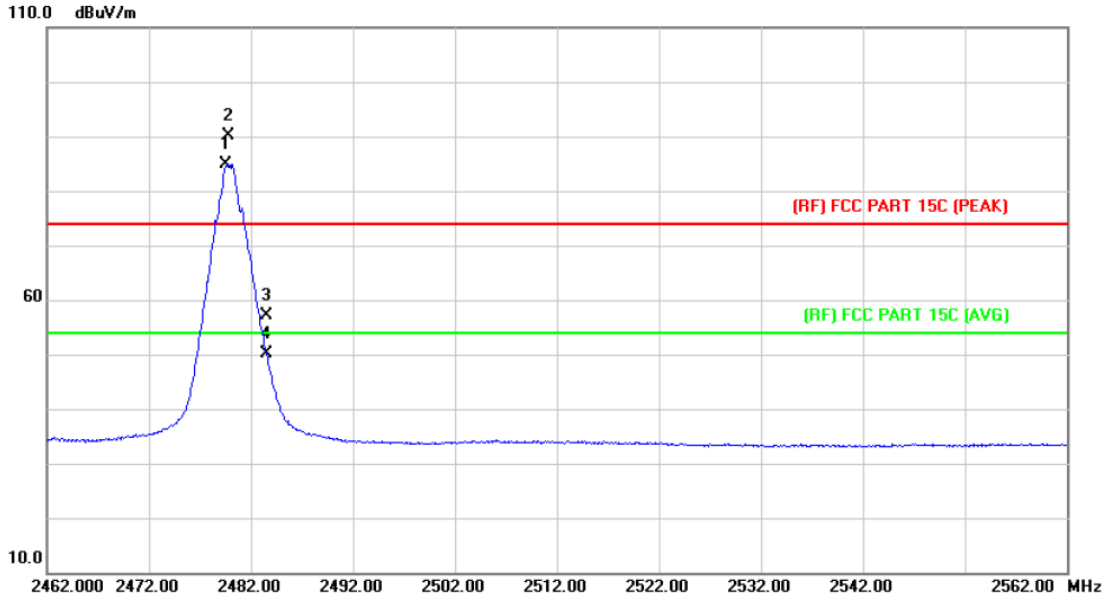

No.	Mk.	Freq.	Reading Level	Correct Factor	Measure-ment	Limit	Over	
		MHz	dBuV	dB/m	dBuV/m	dBuV/m	dB	Detector
1	*	2479.600	83.84	1.15	84.99	Fundamental Frequency		AVG
2	X	2479.800	89.07	1.15	90.22	Fundamental Frequency		peak
3		2483.500	56.06	1.17	57.23	74.00	-16.77	peak
4		2483.500	48.94	1.17	50.11	54.00	-3.89	AVG

Emission Level= Read Level+ Correct Factor

EUT:	Bluetooth MP4	**Model Name :**	ER-M2801
Temperature:	25 ℃	**Relative Humidity:**	55%
Test Voltage:	DC 5V		
Ant. Pol.	Vertical		
Test Mode:	TX GFSK Mode 2480 MHz		
Remark:	N/A		

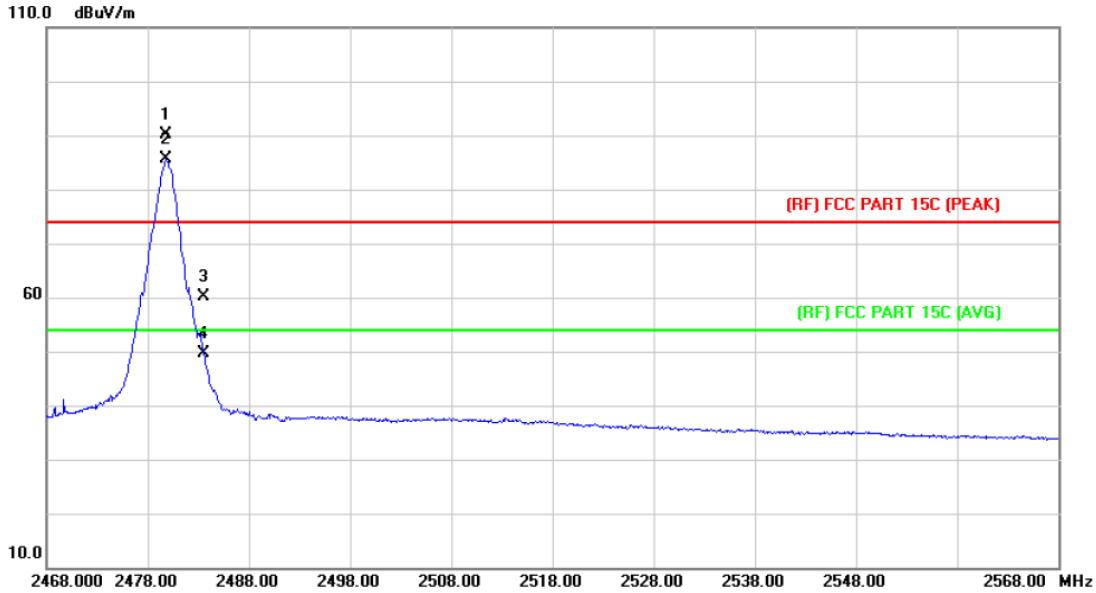

No.	Mk.	Freq.	Reading Level	Correct Factor	Measure-ment	Limit	Over	
		MHz	dBuV	dB/m	dBuV/m	dBuV/m	dB	Detector
1	X	2479.800	89.01	1.15	90.16	Fundamental Frequency		peak
2	*	2479.800	84.52	1.15	85.67	Fundamental Frequency		AVG
3		2483.500	58.91	1.17	60.08	74.00	-13.92	peak
4		2483.500	48.42	1.17	49.59	54.00	-4.41	AVG

Emission Level= Read Level+ Correct Factor

EUT:	Bluetooth MP4	**Model Name :**	ER-M2801
Temperature:	25 ℃	**Relative Humidity:**	55%
Test Voltage:	DC 5V		
Ant. Pol.	Horizontal		
Test Mode:	TX 8-DPSK Mode 2402MHz		
Remark:	N/A		

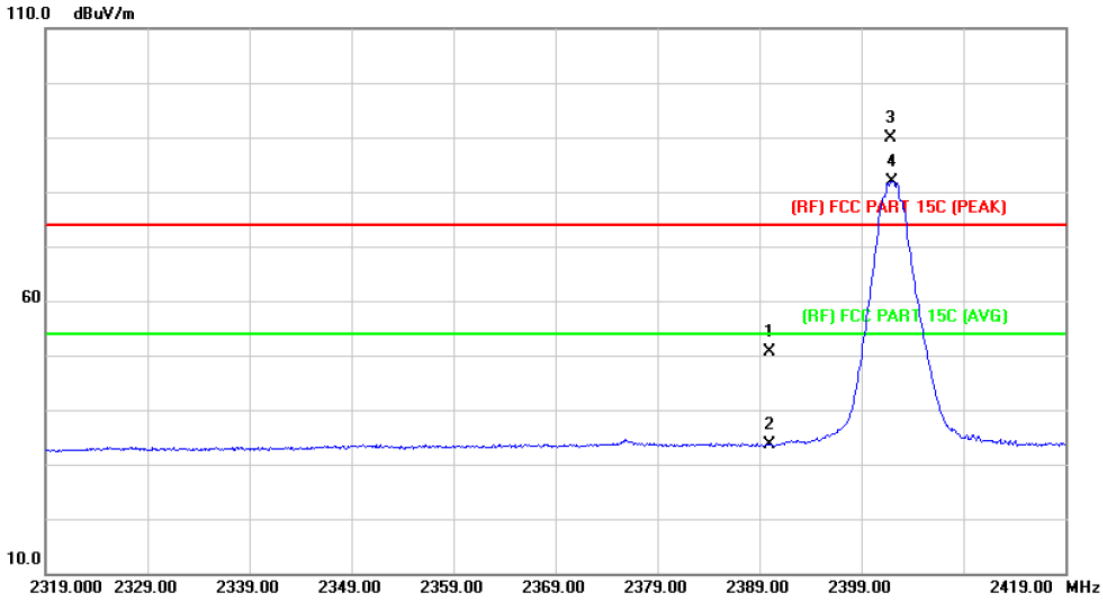

No.	Mk.	Freq.	Reading Level	Correct Factor	Measure-ment	Limit	Over	
		MHz	dBuV	dB/m	dBuV/m	dBuV/m	dB	Detector
1		2390.000	49.87	0.77	50.64	74.00	-23.36	peak
2		2390.000	32.80	0.77	33.57	74.00	-40.43	peak
3	*	2401.900	89.04	0.82	89.86	Fundamental Frequency		peak
4	X	2402.000	81.16	0.82	81.98	Fundamental Frequency		peak

Emission Level= Read Level+ Correct Factor

EUT:	Bluetooth MP4	Model Name :	ER-M2801
Temperature:	25 ℃	Relative Humidity:	55%
Test Voltage:	DC 5V		
Ant. Pol.	Vertical		
Test Mode:	TX 8-DPSK Mode 2402MHz		
Remark:	N/A		

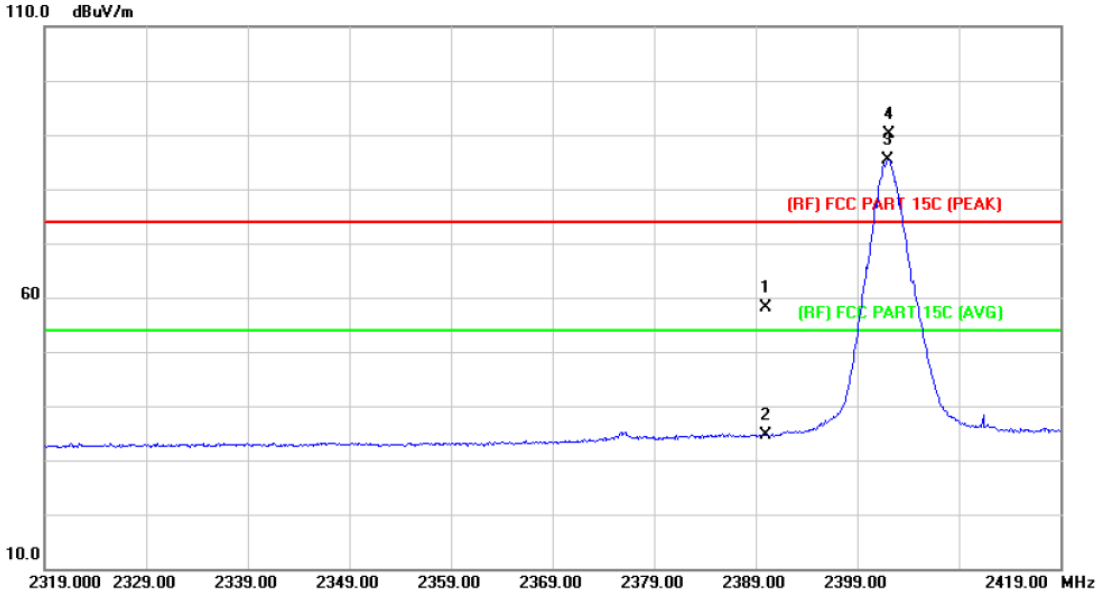

No.	Mk.	Freq.	Reading Level	Correct Factor	Measure-ment	Limit	Over	
		MHz	dBuV	dB/m	dBuV/m	dBuV/m	dB	Detector
1		2390.000	57.36	0.77	58.13	74.00	-15.87	peak
2		2390.000	33.74	0.77	34.51	54.00	-19.49	AVG
3	*	2402.000	84.58	0.82	85.40	Fundamental Frequency		AVG
4	X	2402.200	89.20	0.82	90.02	Fundamental Frequency		peak

Emission Level= Read Level+ Correct Factor

EUT:	Bluetooth MP4	**Model Name :**	ER-M2801
Temperature:	25 ℃	**Relative Humidity:**	55%
Test Voltage:	DC 5V		
Ant. Pol.	Horizontal		
Test Mode:	TX 8-DPSK Mode 2480MHz		
Remark:	N/A		

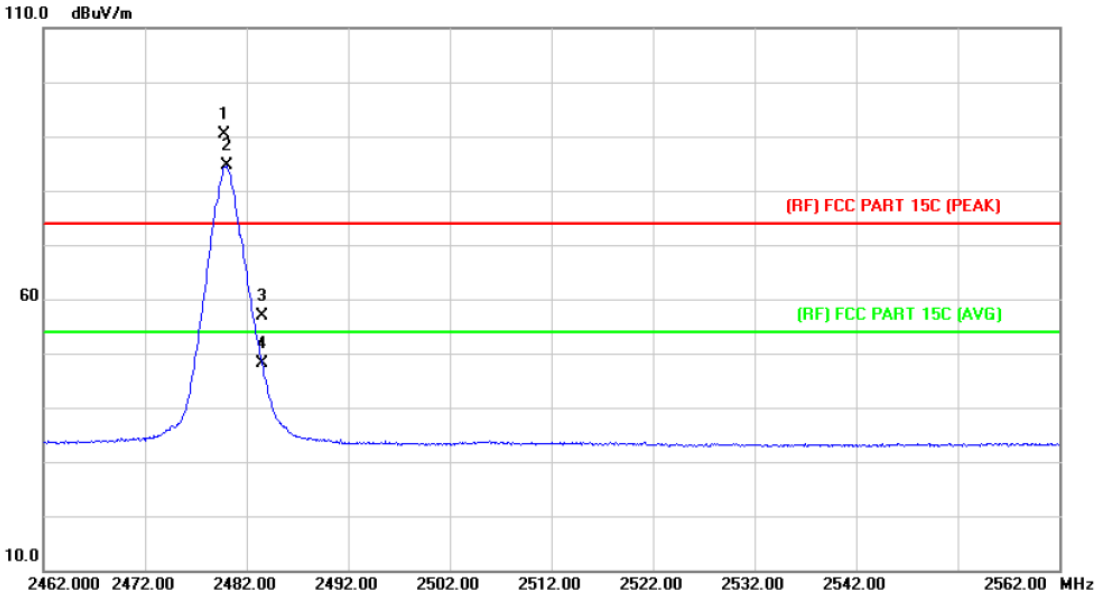

No.	Mk.	Freq.	Reading Level	Correct Factor	Measure-ment	Limit	Over	
		MHz	dBuV	dB/m	dBuV/m	dBuV/m	dB	Detector
1	X	2479.800	89.24	1.15	90.39	Fundamental Frequency		peak
2	*	2480.000	83.39	1.15	84.54	Fundamental Frequency		AVG
3		2483.500	55.59	1.17	56.76	74.00	-17.24	peak
4		2483.500	46.98	1.17	48.15	54.00	-5.85	AVG

Emission Level= Read Level+ Correct Factor

EUT:	Bluetooth MP4	**Model Name :**	ER-M2801
Temperature:	25 ℃	**Relative Humidity:**	55%
Test Voltage:	DC 5V		
Ant. Pol.	Vertical		
Test Mode:	TX 8-DPSK Mode 2480MHz		
Remark:	N/A		

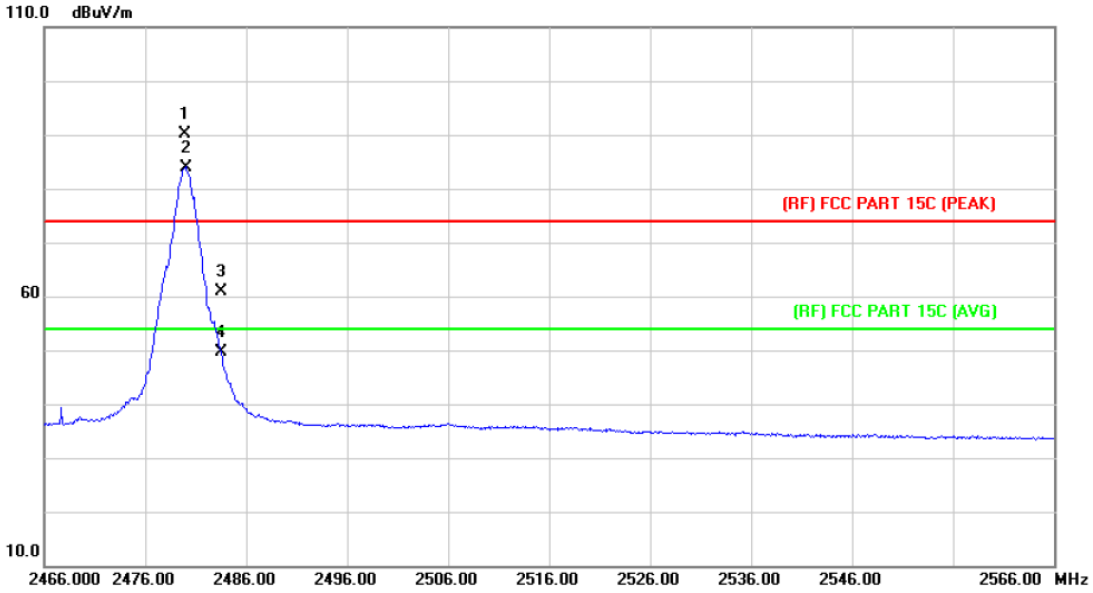

No.	Mk.	Freq.	Reading Level	Correct Factor	Measure-ment	Limit	Over	
		MHz	dBuV	dB/m	dBuV/m	dBuV/m	dB	Detector
1	X	2479.900	89.05	1.15	90.20	Fundamental Frequency		peak
2	*	2480.000	82.85	1.15	84.00	Fundamental Frequency		AVG
3		2483.500	59.67	1.17	60.84	74.00	-13.16	peak
4		2483.500	48.53	1.17	49.70	54.00	-4.30	AVG

Emission Level= Read Level+ Correct Factor

(2) Conducted Test

EUT:	Bluetooth MP4	**Model Name :**	ER-M2801
Temperature:	25 ℃	**Relative Humidity:**	55%
Test Voltage:	DC 3.7V		
Test Mode:	TX GFSK Mode 2402MHz / 2480 MHz		
Remark:	N/A		

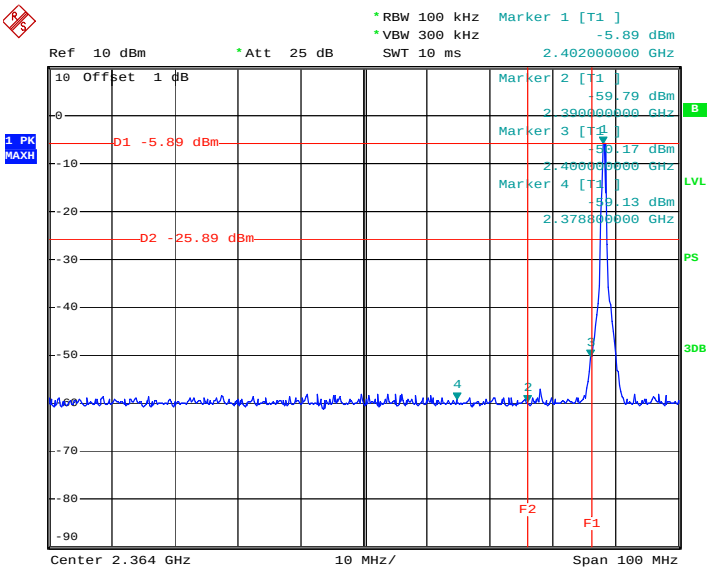

Date: 26.OCT.2015 09:47:08

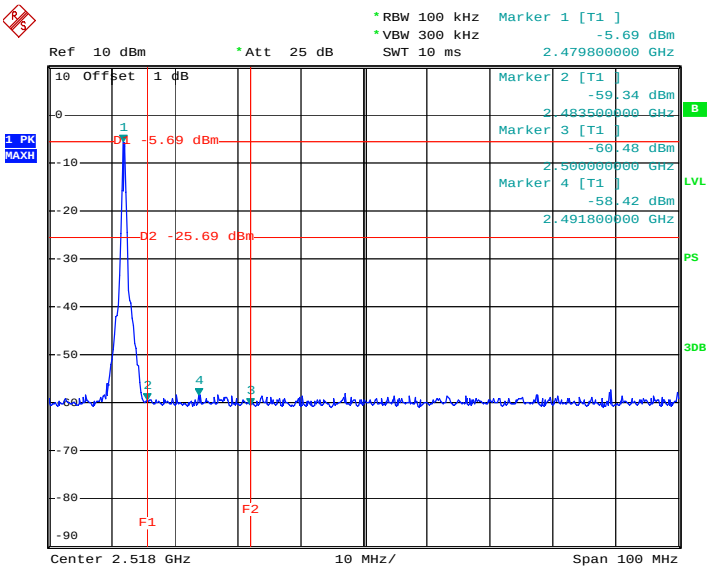

Date: 26.OCT.2015 09:48:12

EUT:	Bluetooth MP4	Model Name :	ER-M2801
Temperature:	25 ℃	Relative Humidity:	55%
Test Voltage:	DC 3.7V		
Test Mode:	GFSK Hopping Mode		
Remark:	N/A		

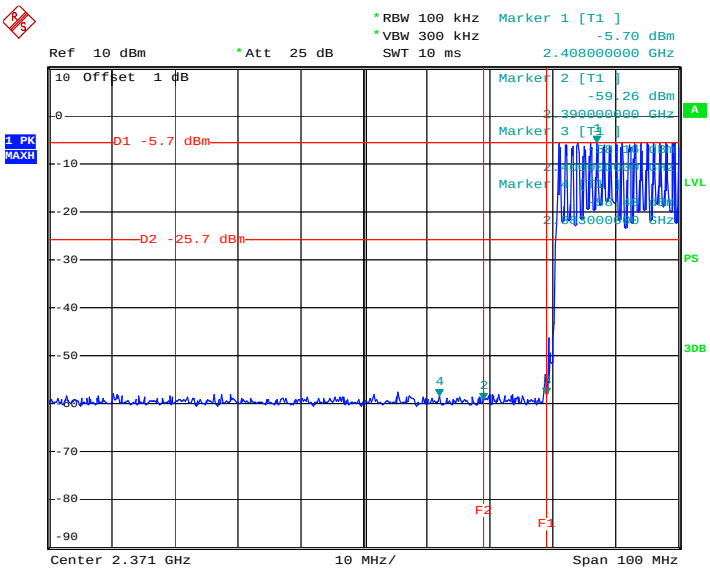

Date: 26.OCT.2015 12:10:11

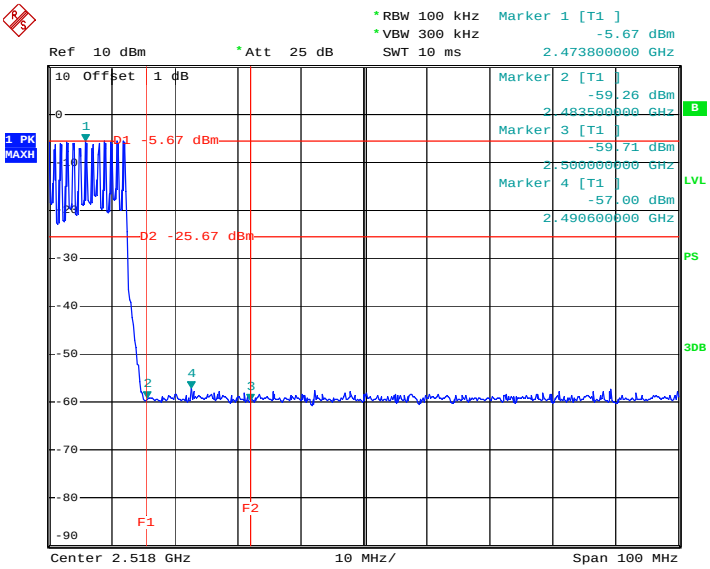

Date: 26.OCT.2015 09:50:29

EUT:	Bluetooth MP4	Model Name :	ER-M2801
Temperature:	25 ℃	Relative Humidity:	55%
Test Voltage:	DC 3.7V		
Test Mode:	TX 8-DPSK Mode 2402MHz / 2480 MHz		
Remark:	N/A		

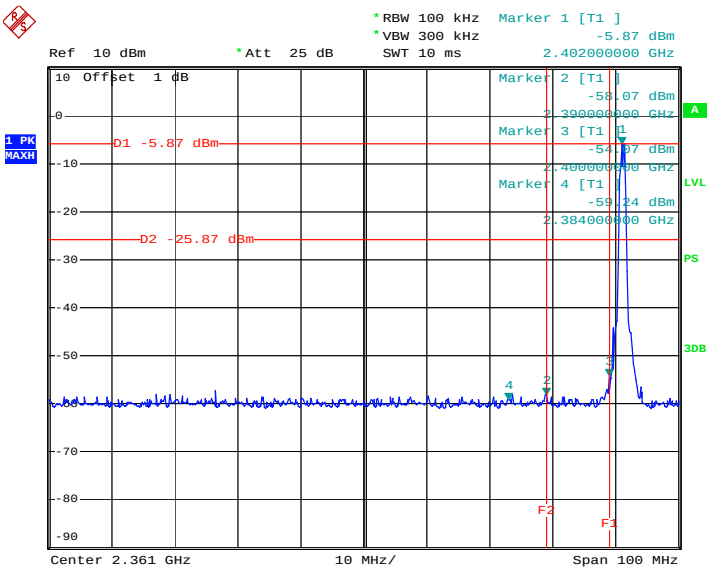

Date: 26.OCT.2015 12:11:19

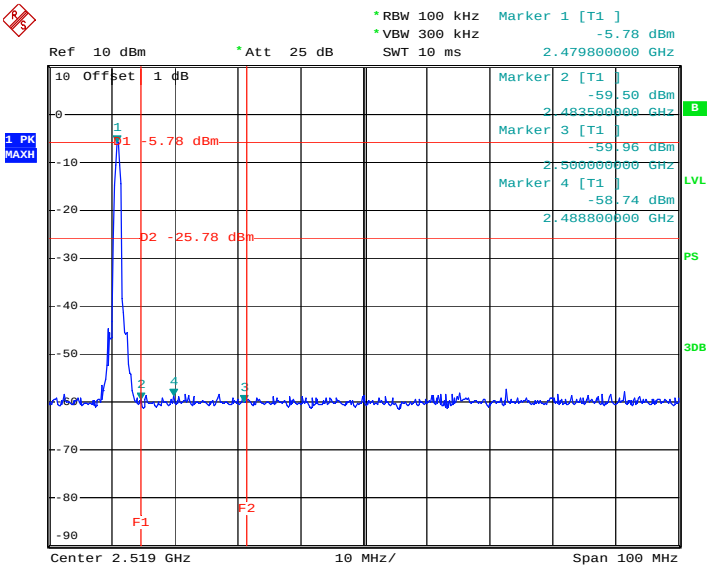

Date: 26.OCT.2015 10:09:48

EUT:	Bluetooth MP4	Model Name :	ER-M2801
Temperature:	25 ℃	Relative Humidity:	55%
Test Voltage:	DC 3.7V		
Test Mode:	8-DPSK Hopping Mode		
Remark:	N/A		

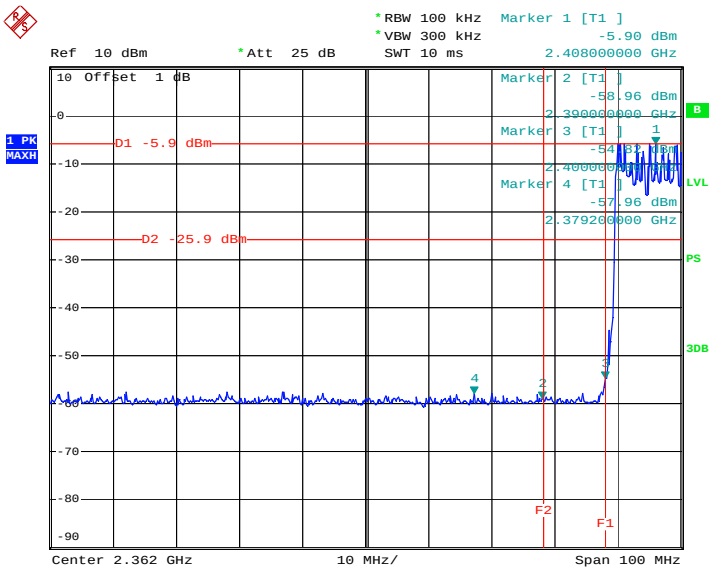

Date: 26.OCT.2015 10:14:38

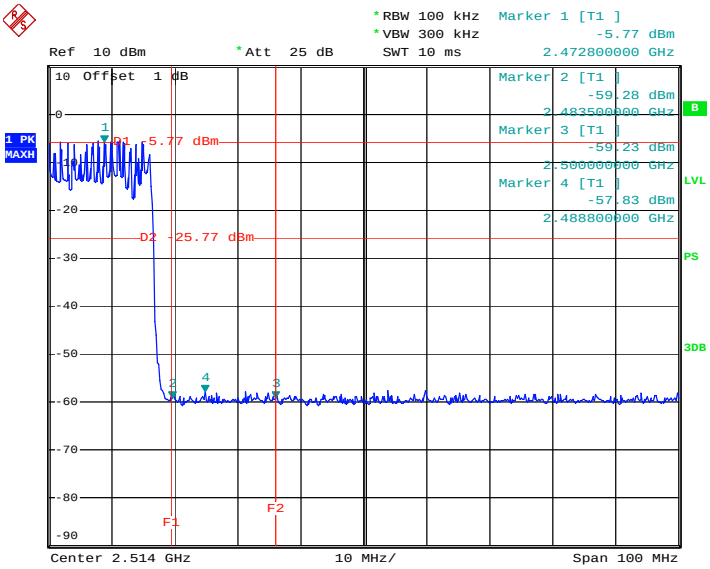

Date: 26.OCT.2015 10:16:33

7. Number of Hopping Channel

7.1 Test Standard and Limit

6.1.1 Test Standard

FCC Part 15.247 (a)(1)

6.1.2 Test Limit

Section	Test Item	Limit
15.247	Number of Hopping Channel	>15

7.2 Test Setup

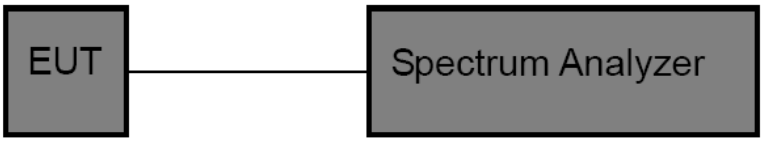

7.3 Test Procedure

(1) The EUT was directly connected to the spectrum analyzer and antenna output port as show in the block diagram above.

(2) Spectrum Setting: RBW=100 KHz, VBW=100 KHz, Sweep time= Auto.

7.4 EUT Operating Condition

The EUT was set to the Hopping Mode by the Customer.

7.5 Test Data

EUT:	Bluetooth MP4	Model Name :	ER-M2801
Temperature:	25 ℃	Relative Humidity:	55%
Test Voltage:	DC 3.7V		
Test Mode:	Hopping Mode (GFSK/ 8-DPSK)		

Frequency Range	Quantity of Hopping Channel	Limit
2402MHz~2480MHz	79	>15
	79	

GFSK Mode

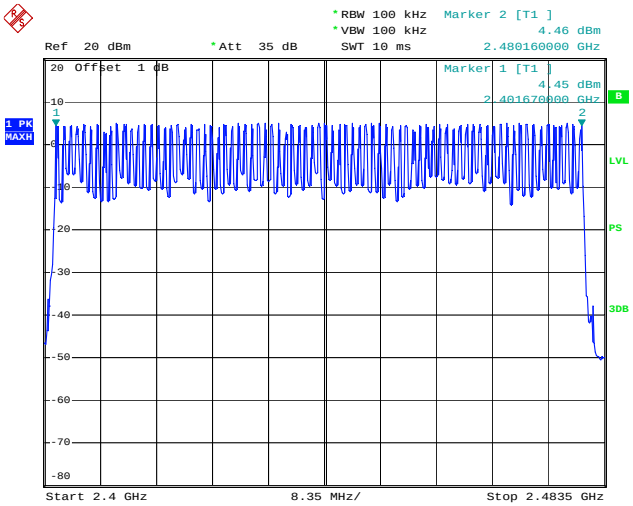

Date: 26.OCT.2015 10:34:21

8-DPSK Mode

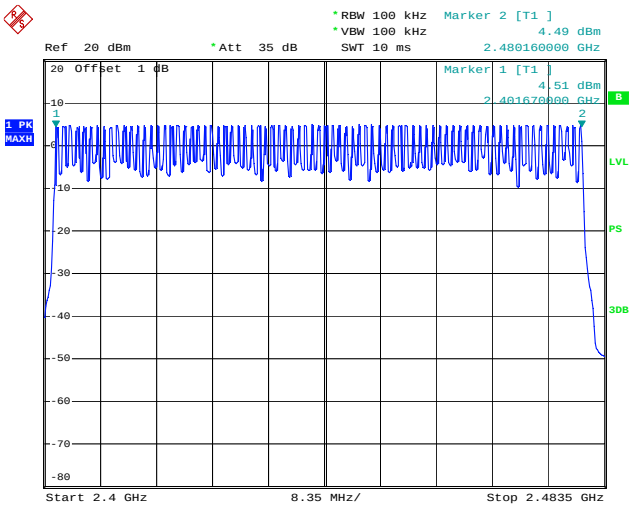

Date: 26.OCT.2015 10:40:48

8. Average Time of Occupancy

8.1 Test Standard and Limit

8.1.1 Test Standard

FCC Part 15.247 (a)(1)

8.1.2 Test Limit

Section	Test Item	Limit
15.247(a)(1)/ RSS-210 Annex 8(A8.1d)	Average Time of Occupancy	0.4 sec

8.2 Test Setup

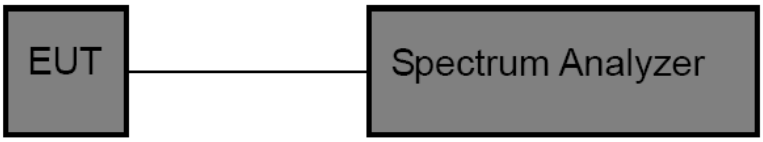

8.3 Test Procedure

(1) The EUT was directly connected to the spectrum analyzer and antenna output port as show in the block diagram above.
(2) Spectrum Setting: RBW=1MHz, VBW=1MHz.
(3) Use video trigger with the trigger level set to enable triggering only on full pulses.
(4) Sweep Time is more than once pulse time.
(5) Set the center frequency on any frequency would be measure and set the frequency span to zero.
(6) Measure the maximum time duration of one single pulse.
(7) Set the EUT for packet transmitting.
(8) Measure the maximum time duration of one single pulse.

8.4 EUT Operating Condition

The EUT was set to the Hopping Mode by the Customer.

8.5 Test Data

EUT:	Bluetooth MP4		Model Name :	ER-M2801
Temperature:	25 ℃		Relative Humidity:	55%
Test Voltage:	DC 3.7V			
Test Mode:	Hopping Mode (GFSK DH1)			

Channel (MHz)	Pulse Time (ms)	Total of Dwell (ms)	Period Time (s)	Limit (ms)	Result
2402	0.440	140.80	31.60	400	PASS
2441	0.440	140.80			
2480	0.432	138.24			

GFSK Hopping Mode DH1

2402 MHz

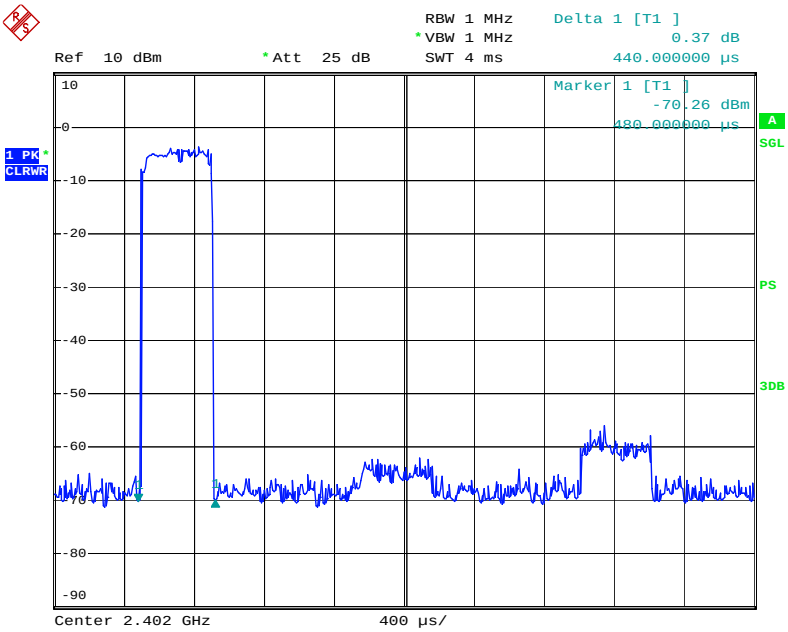

Date: 20.OCT.2015 09:05:02

GFSK Hopping Mode DH1

2441 MHz

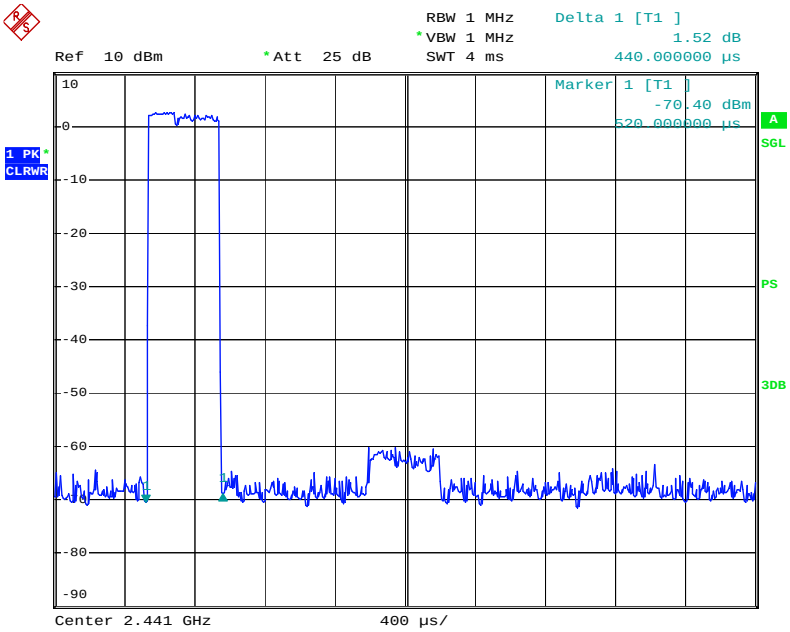

Date: 20.OCT.2015 09:03:25

GFSK Hopping Mode DH1

2480 MHz

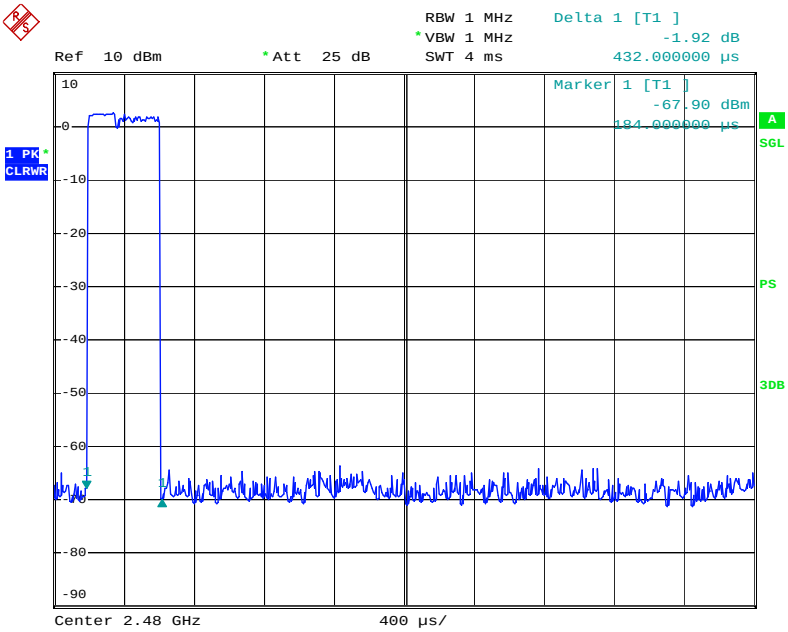

Date: 20.OCT.2015 08:59:35

EUT:	Bluetooth MP4	Model Name :	ER-M2801
Temperature:	25 ℃	Relative Humidity:	55%
Test Voltage:	DC 3.7V		
Test Mode:	Hopping Mode (GFSK DH3)		

Channel (MHz)	Pulse Time (ms)	Total of Dwell (ms)	Period Time (s)	Limit (ms)	Result
2402	1.720	275.20	31.60	400	PASS
2441	1.712	273.92			
2480	1.712	273.92			

GFSK Hopping Mode DH3

2402 MHz

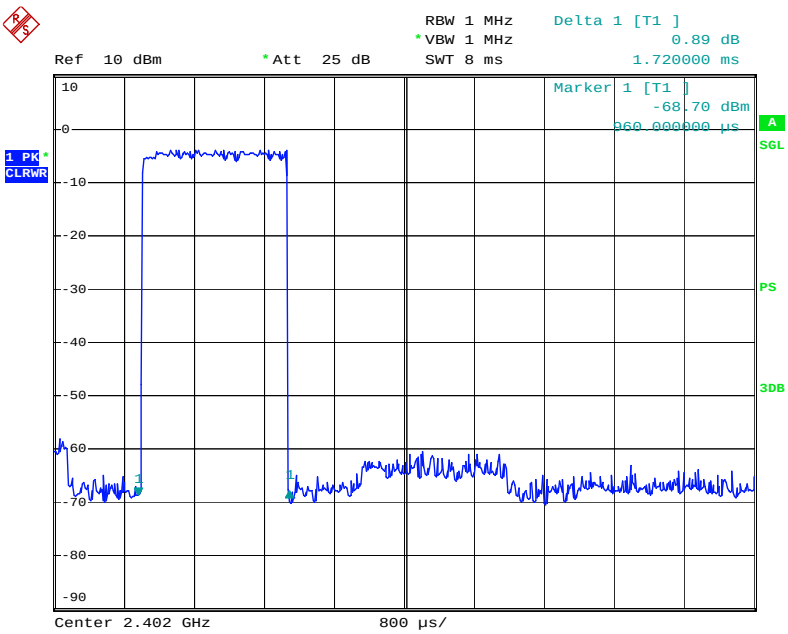

Date: 20.OCT.2015 08:53:39

GFSK Hopping Mode DH3

2441 MHz

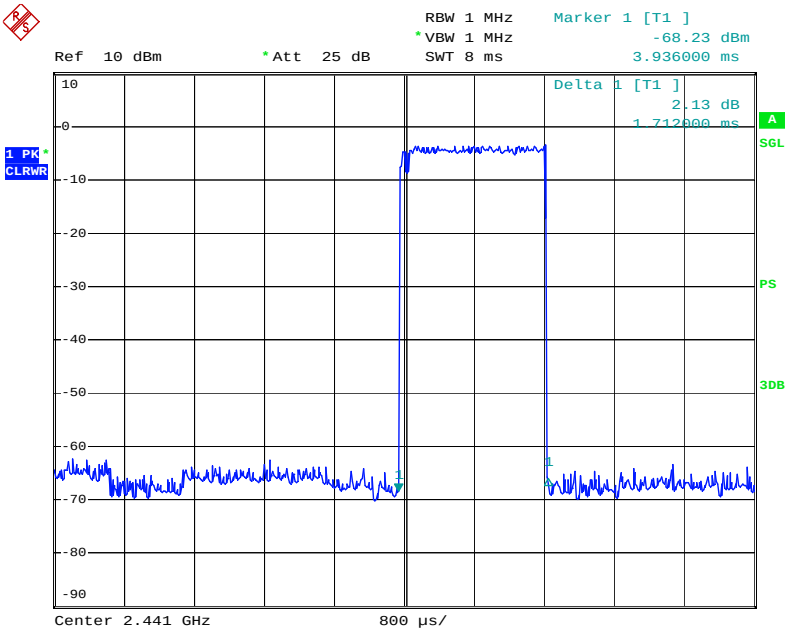

Date: 20.OCT.2015 08:55:40

GFSK Hopping Mode DH3

2480 MHz

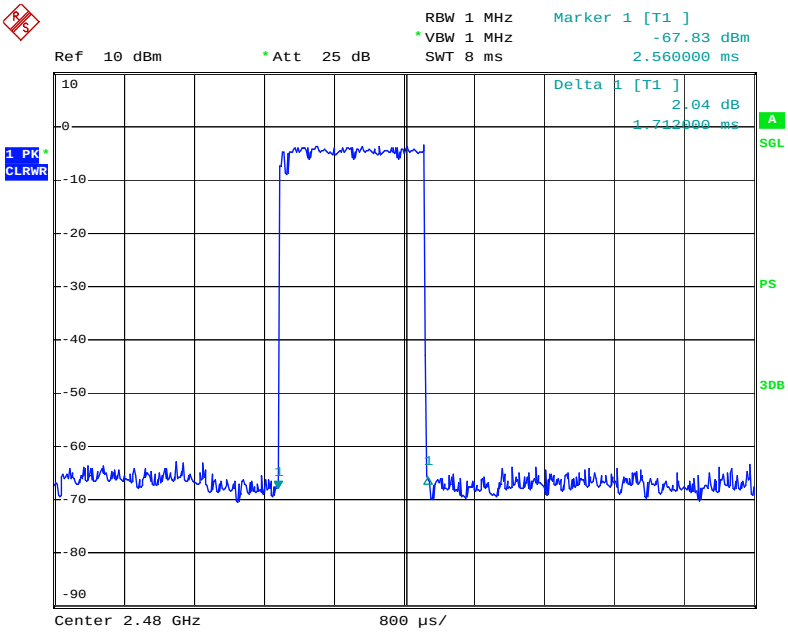

Date: 20.OCT.2015 08:57:28

EUT:	Bluetooth MP4	Model Name :	ER-M2801
Temperature:	25 ℃	Relative Humidity:	55%
Test Voltage:	DC 3.7V		
Test Mode:	Hopping Mode (GFSK DH5)		

Channel (MHz)	Pulse Time (ms)	Total of Dwell (ms)	Period Time (s)	Limit (ms)	Result
2402	3.000	320.00	31.60	400	PASS
2441	3.000	320.00			
2480	3.000	320.00			

GFSK Hopping Mode DH5

2402 MHz

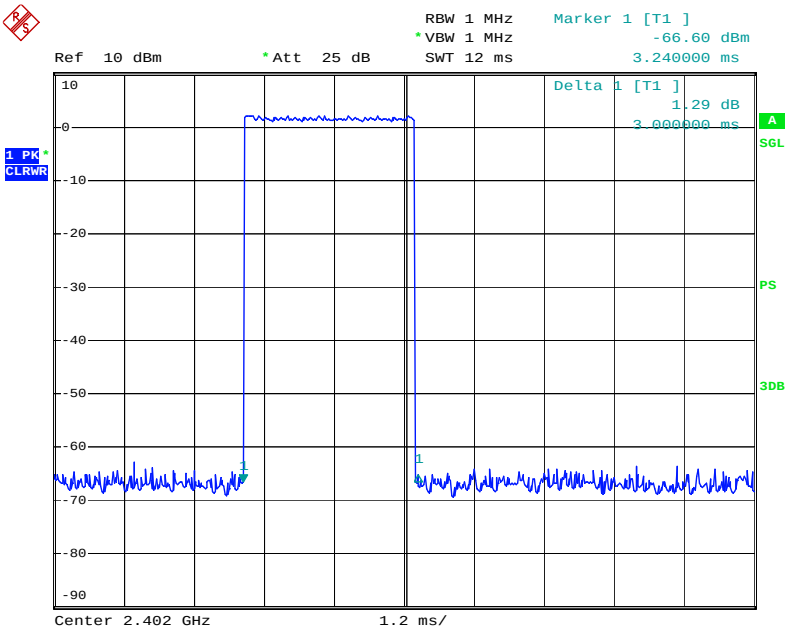

Date: 20.OCT.2015 08:51:51

GFSK Hopping Mode DH5

2441 MHz

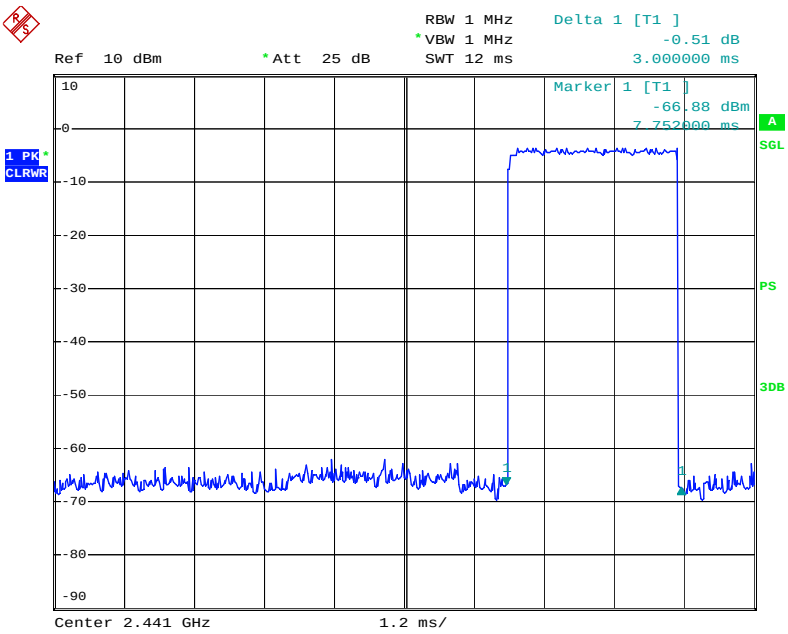

Date: 20.OCT.2015 08:50:04

GFSK Hopping Mode DH5

2480 MHz

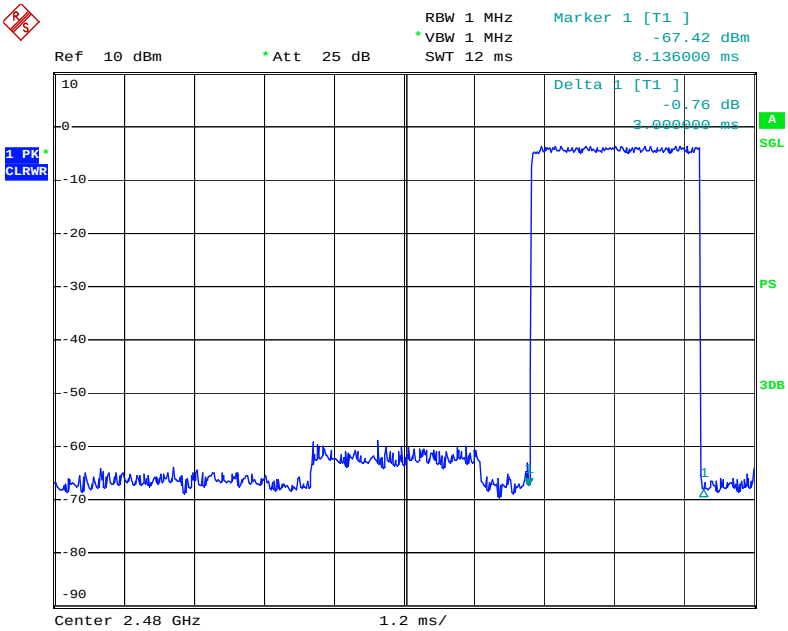

Date: 20.OCT.2015 08:47:43

EUT:	Bluetooth MP4		Model Name :	ER-M2801
Temperature:	25 ℃		Relative Humidity:	55%
Test Voltage:	DC 3.7V			
Test Mode:	Hopping Mode (π /4-DQPSK DH1)			

Channel (MHz)	Pulse Time (ms)	Total of Dwell (ms)	Period Time (s)	Limit (ms)	Result
2402	0.440	140.80	31.60	400	PASS
2441	0.440	140.80			
2480	0.440	140.80			

π /4-DQPSK Hopping Mode DH1

2402 MHz

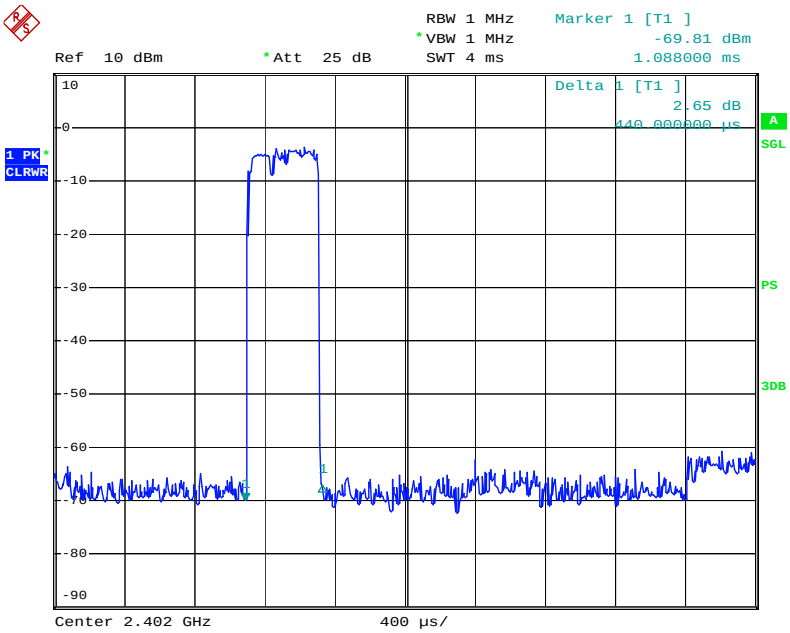

Date: 20.OCT.2015 09:05:28

π /4-DQPSK Hopping Mode DH1

2441 MHz

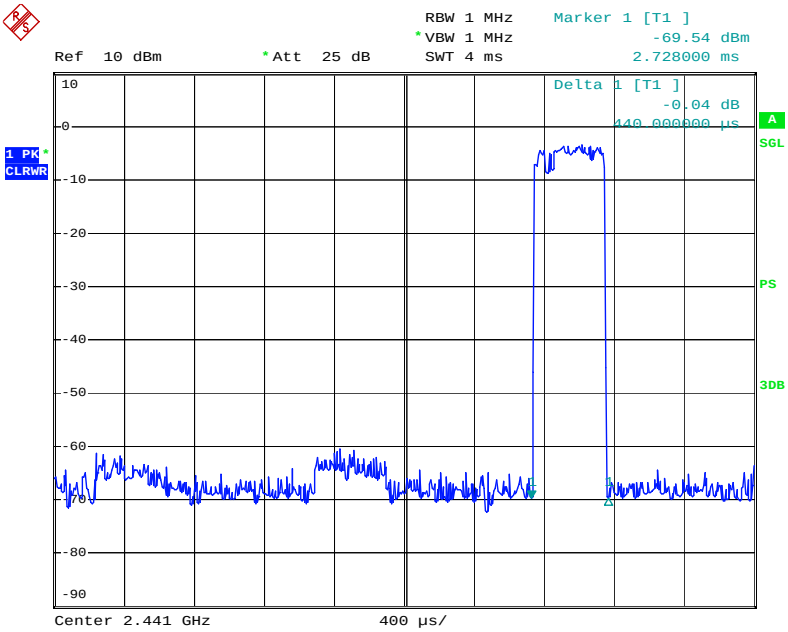

Date: 20.OCT.2015 09:03:53

π /4-DQPSK Hopping Mode DH1

2480 MHz

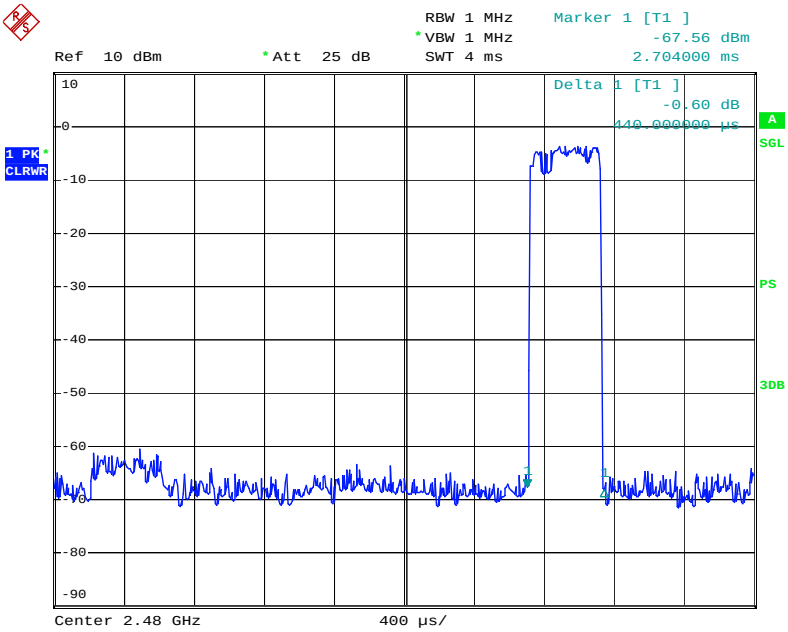

Date: 20.OCT.2015 09:02:10

EUT:	Bluetooth MP4		Model Name :	ER-M2801
Temperature:	25 ℃		Relative Humidity:	55%
Test Voltage:	DC 3.7V			
Test Mode:	Hopping Mode (π /4-DQPSK DH3)			

Channel (MHz)	Pulse Time (ms)	Total of Dwell (ms)	Period Time (s)	Limit (ms)	Result
2402	1.712	273.92	31.60	400	PASS
2441	1.712	273.92			
2480	1.712	273.92			

π /4-DQPSK Hopping Mode DH3

2402 MHz

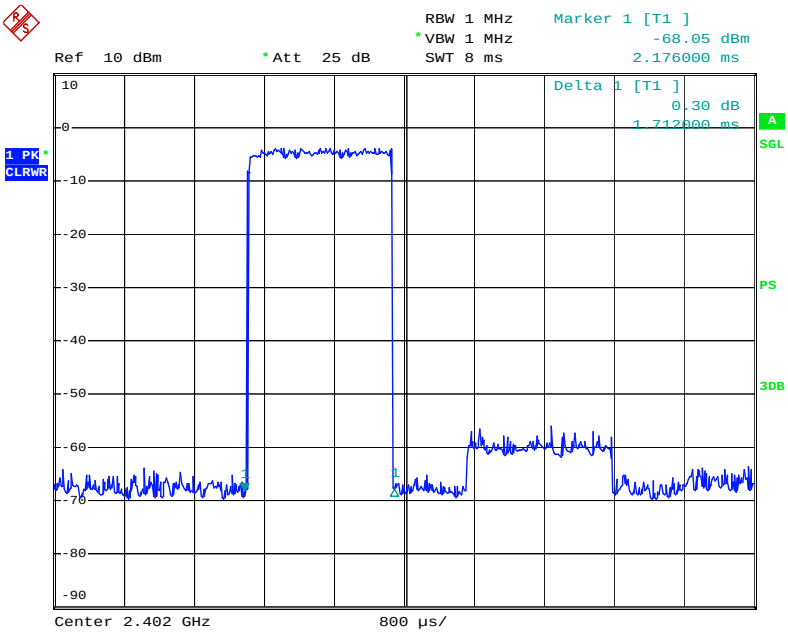

Date: 20.OCT.2015 08:54:14

π /4-DQPSK Hopping Mode DH3

2441 MHz

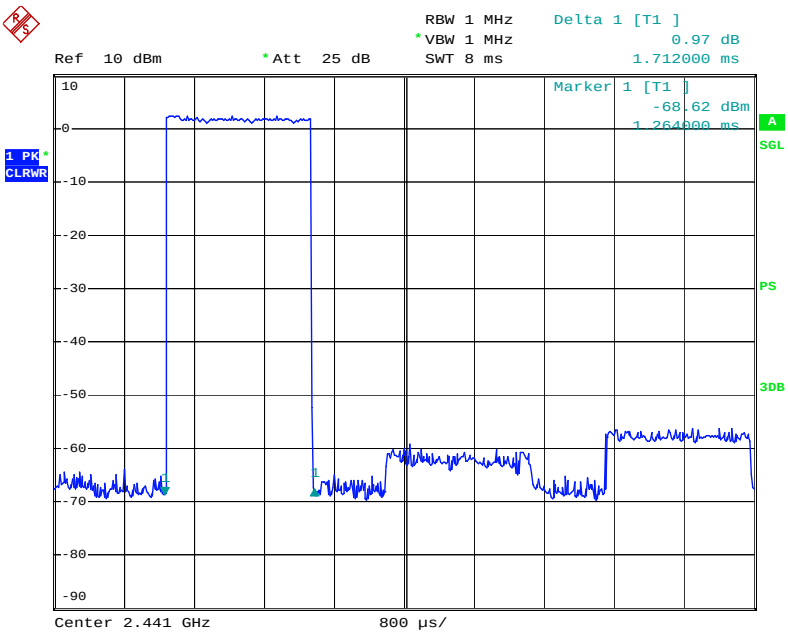

Date: 20.OCT.2015 08:56:06

π /4-DQPSK Hopping Mode DH3

2480 MHz

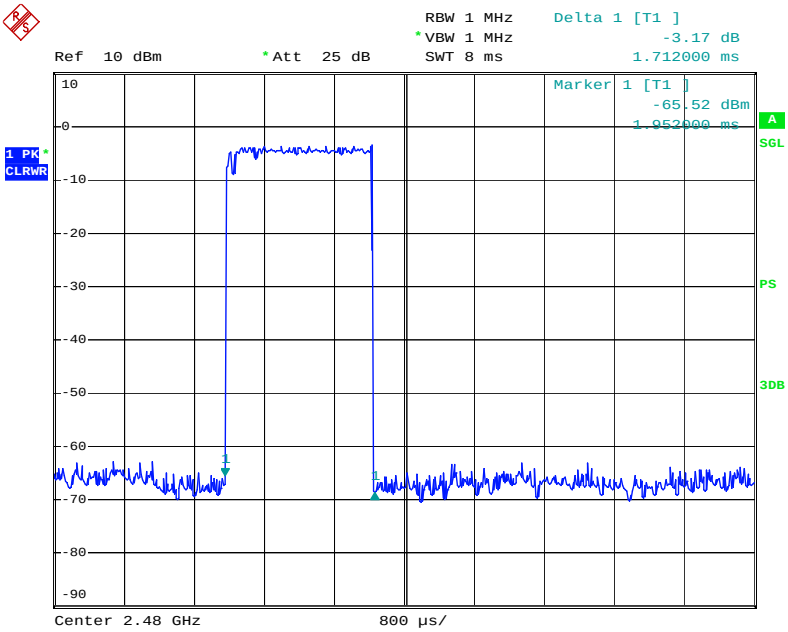

Date: 20.OCT.2015 08:57:57

EUT:	Bluetooth MP4		Model Name :	ER-M2801	
Temperature:	25 ℃		Relative Humidity:	55%	
Test Voltage:	DC 3.7V				
Test Mode:	Hopping Mode (π /4-DQPSK DH5)				
Channel (MHz)	Pulse Time (ms)	Total of Dwell (ms)	Period Time (s)	Limit (ms)	Result
2402	3.000	320.00	31.60	400	PASS
2441	3.000	320.00			
2480	3.000	320.00			
π /4-DQPSK Hopping Mode DH5					

2402 MHz

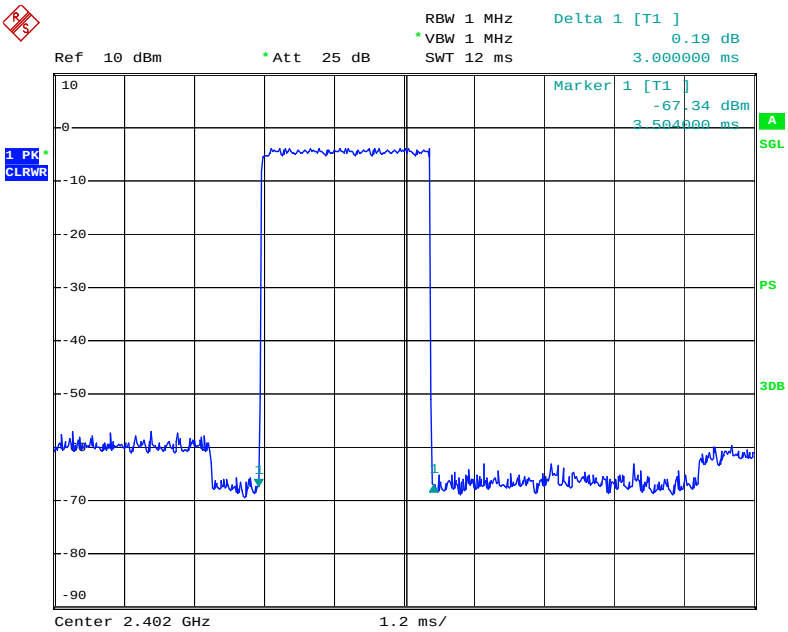

Date: 20.OCT.2015 08:52:17

π /4-DQPSK Hopping Mode DH5

2441 MHz

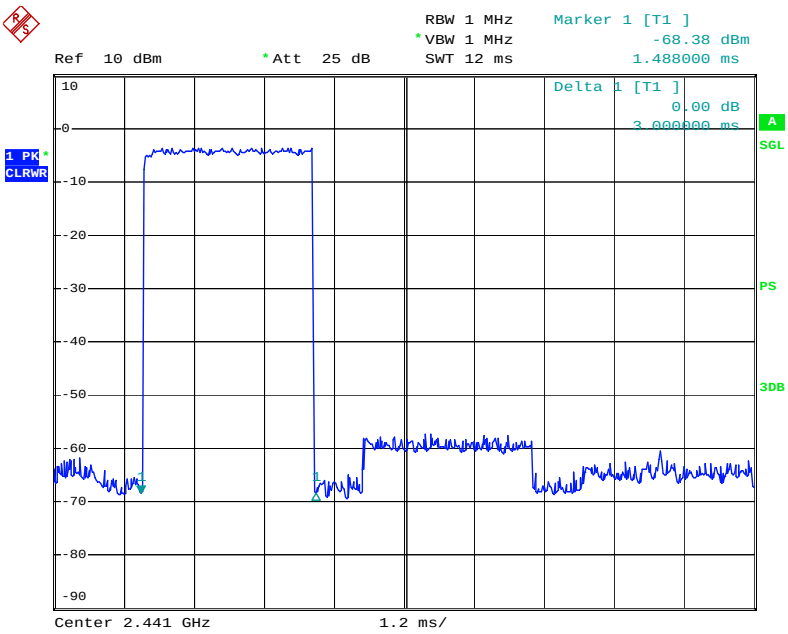

Date: 20.OCT.2015 08:50:41

π /4-DQPSK Hopping Mode DH5

2480 MHz

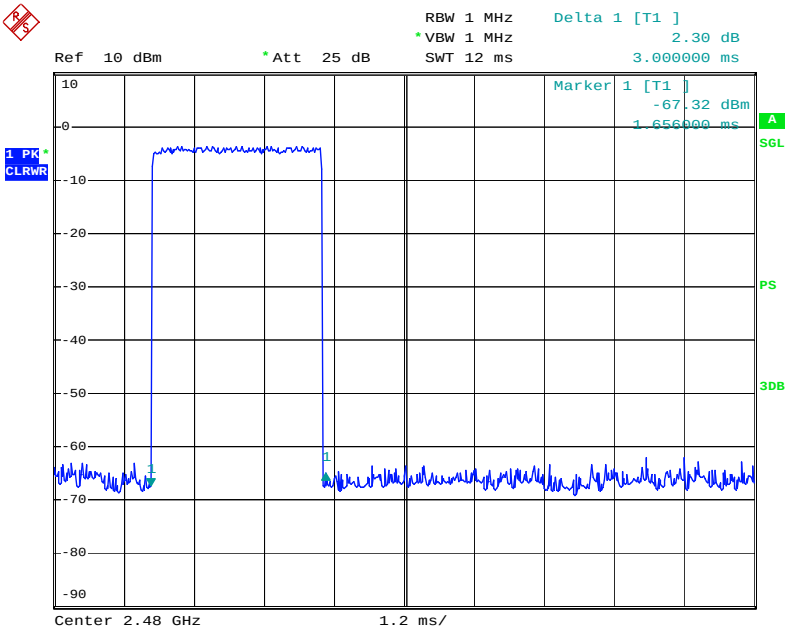

Date: 20.OCT.2015 08:48:01

EUT:	Bluetooth MP4	Model Name :	ER-M2801
Temperature:	25 ℃	Relative Humidity:	55%
Test Voltage:	DC 3.7V		
Test Mode:	Hopping Mode (8-DPSK DH1)		

Channel (MHz)	Pulse Time (ms)	Total of Dwell (ms)	Period Time (s)	Limit (ms)	Result
2402	0.440	140.80	31.60	400	PASS
2441	0.440	140.80			
2480	0.432	138.24			

8-DPSK Hopping Mode DH1

2402 MHz

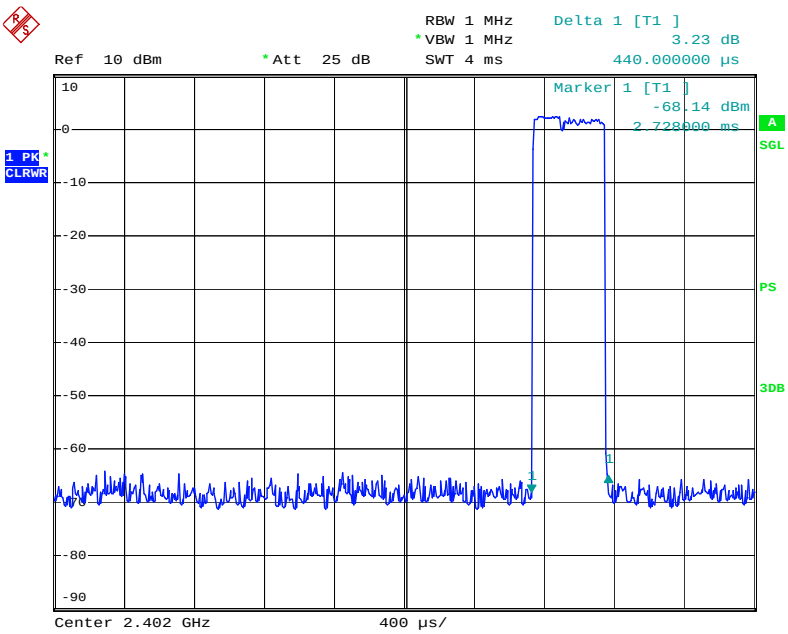

Date: 20.OCT.2015 09:06:16

8-DPSK Hopping Mode DH1

2441 MHz

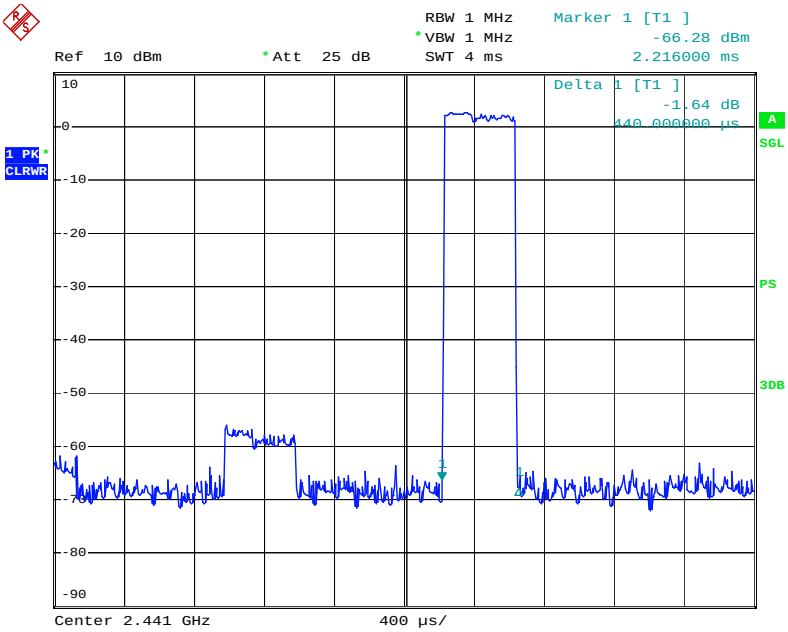

Date: 20.OCT.2015 09:04:22

8-DPSK Hopping Mode DH1

2480 MHz

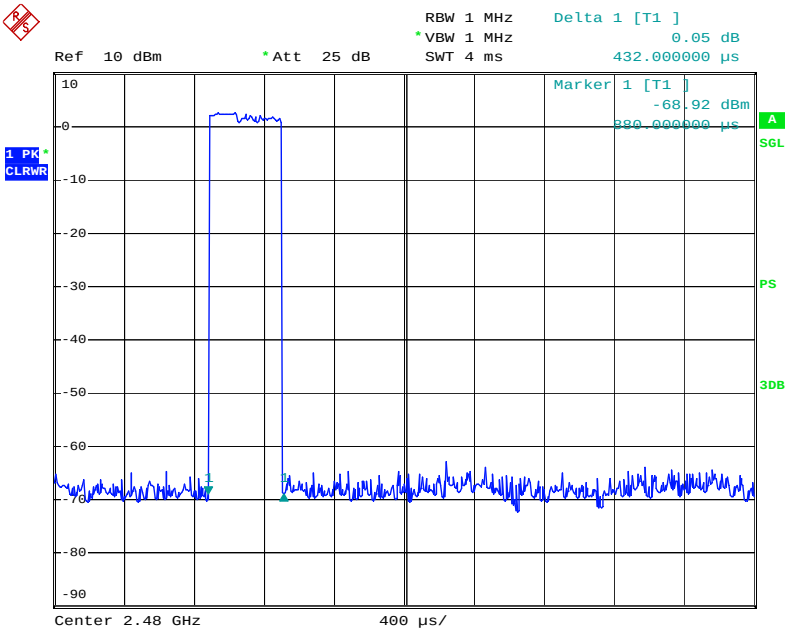

Date: 20.OCT.2015 09:02:40

EUT:	Bluetooth MP4	Model Name :	ER-M2801
Temperature:	25 ℃	Relative Humidity:	55%
Test Voltage:	DC 3.7V		
Test Mode:	Hopping Mode (8-DPSK DH3)		

Channel (MHz)	Pulse Time (ms)	Total of Dwell (ms)	Period Time (s)	Limit (ms)	Result
2402	1.712	273.92	31.60	400	PASS
2441	1.712	273.92			
2480	1.712	273.92			

8-DPSK Hopping Mode DH3

2402 MHz

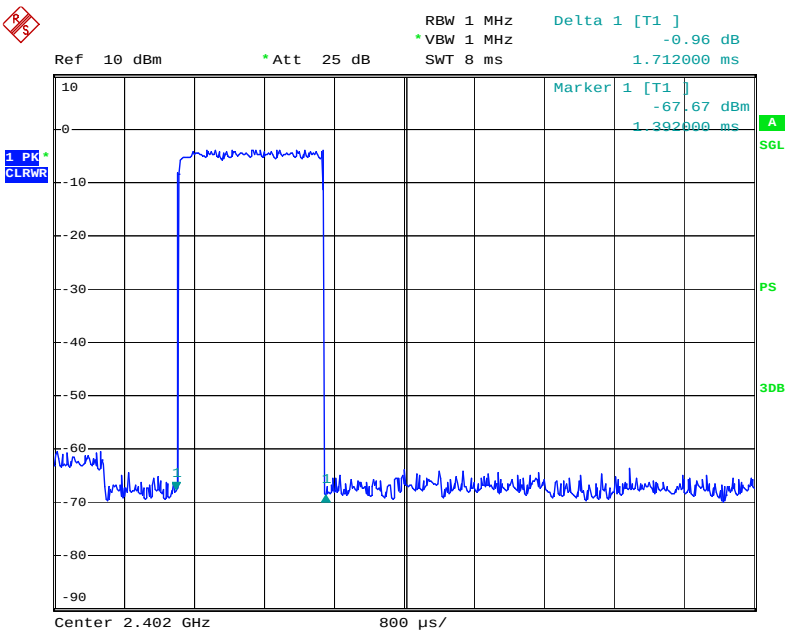

Date: 20.OCT.2015 08:54:43

8-DPSK Hopping Mode DH3

2441 MHz

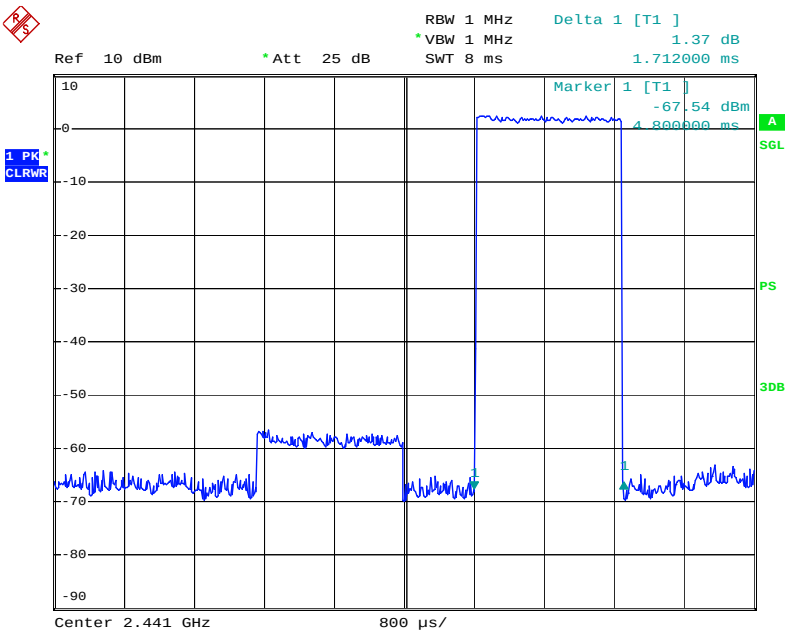

Date: 20.OCT.2015 08:56:55

8-DPSK Hopping Mode DH3

2480 MHz

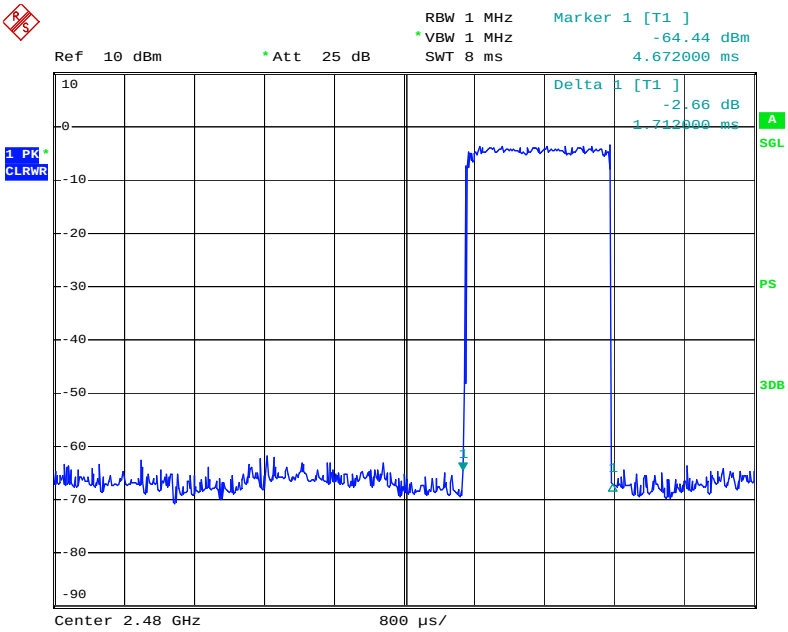

Date: 20.OCT.2015 08:58:28

EUT:	Bluetooth MP4		Model Name :	ER-M2801
Temperature:	25 ℃		Relative Humidity:	55%
Test Voltage:	DC 3.7V			
Test Mode:	Hopping Mode (8-DPSK DH5)			

Channel (MHz)	Pulse Time (ms)	Total of Dwell (ms)	Period Time (s)	Limit (ms)	Result
2402	3.000	320.00	31.60	400	PASS
2441	3.000	320.00			
2480	3.000	320.00			

8-DPSK Hopping Mode DH5

2402 MHz

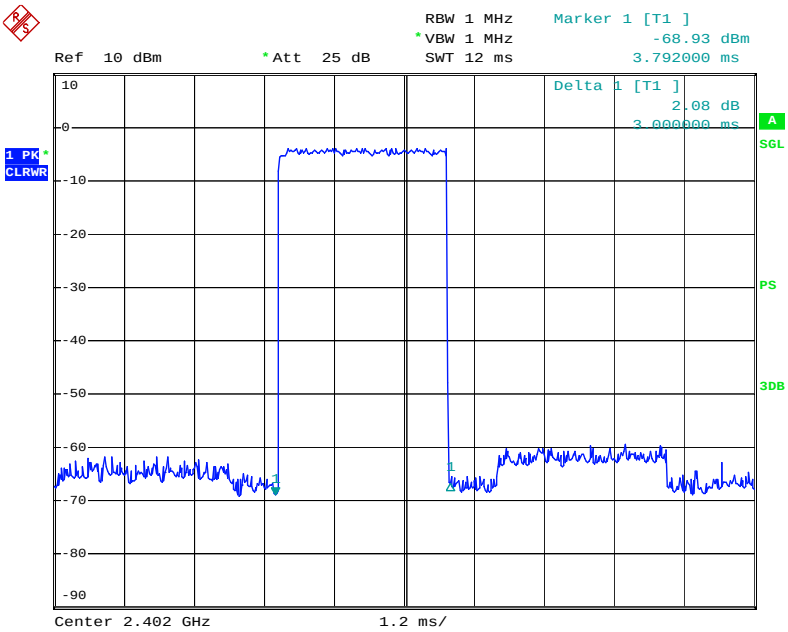

Date: 20.OCT.2015 08:52:49

8-DPSK Hopping Mode DH5

2441 MHz

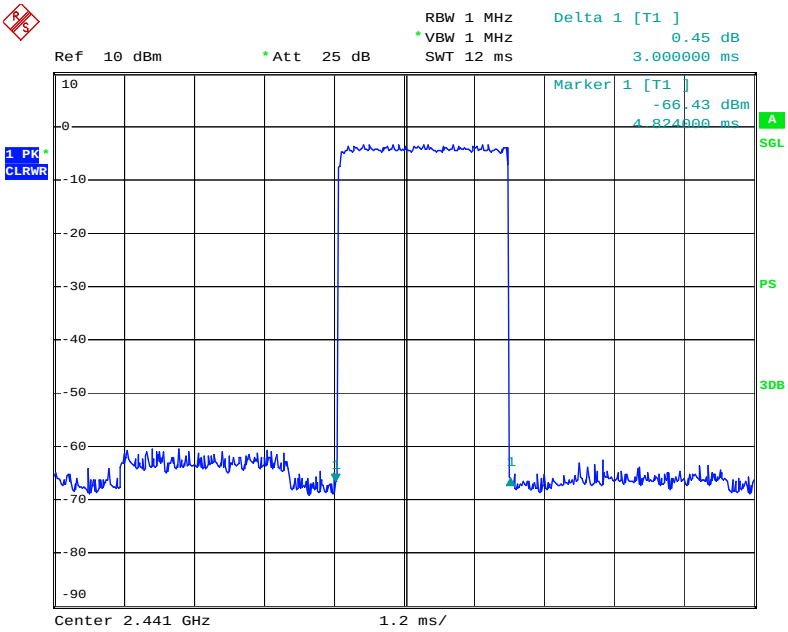

Date: 20.OCT.2015 08:51:09

8-DPSK Hopping Mode DH5

2480 MHz

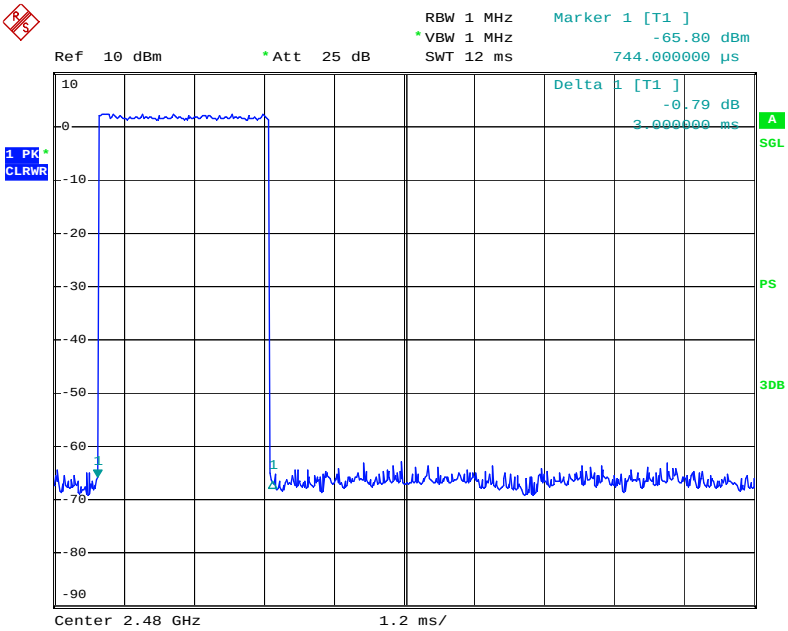

Date: 20.OCT.2015 08:49:32

9. Channel Separation and Bandwidth Test

9.1 Test Standard and Limit

9.1.1 Test Standard

FCC Part 15.247

9.1.2 Test Limit

Test Item	Limit	Frequency Range(MHz)
Bandwidth	<=1 MHz (20dB bandwidth)	2400~2483.5
Channel Separation	>25KHz or >two-thirds of the 20 dB bandwidth Which is greater	2400~2483.5

9.2 Test Setup

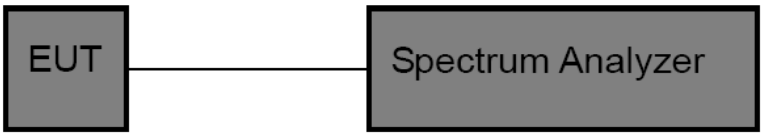

9.3 Test Procedure

(1) The EUT was directly connected to the spectrum analyzer and antenna output port as show in the block diagram above.

(2) Spectrum Setting:
Channel Separation: RBW=30 kHz, VBW=100 kHz.
Bandwidth: RBW=30 kHz, VBW=100 kHz.

(3) The bandwidth is measured at an amplitude level reduced 20dB from the reference level. The reference level is the level of the highest amplitude signal observed from the transmitter at the fundamental frequency. Once the reference level is established, the equipment is conditioned with typical modulating signal to produce the worst –case (i.e the widest) bandwidth.

(4) Measure the channel separation the spectrum analyzer was set to Resolution Bandwidth:30 kHz, and Video Bandwidth:100 kHz. Sweep Time set auto.

9.4 EUT Operating Condition

The EUT was set to the Hopping Mode for Channel Separation Test and continuously transmitting for the Bandwidth Test.

9.5 Test Data

EUT:	Bluetooth MP4	Model Name :	ER-M2801
Temperature:	25 ℃	Relative Humidity:	55%
Test Voltage:	DC 3.7V		
Test Mode:	TX Mode (GFSK)		

Channel frequency (MHz)	99% OBW (kHz)	20dB Bandwidth (kHz)	20dB Bandwidth *2/3 (kHz)
2402	720.00	744.00	
2441	726.00	744.00	
2480	726.00	744.00	

GFSK TX Mode

2402 MHz

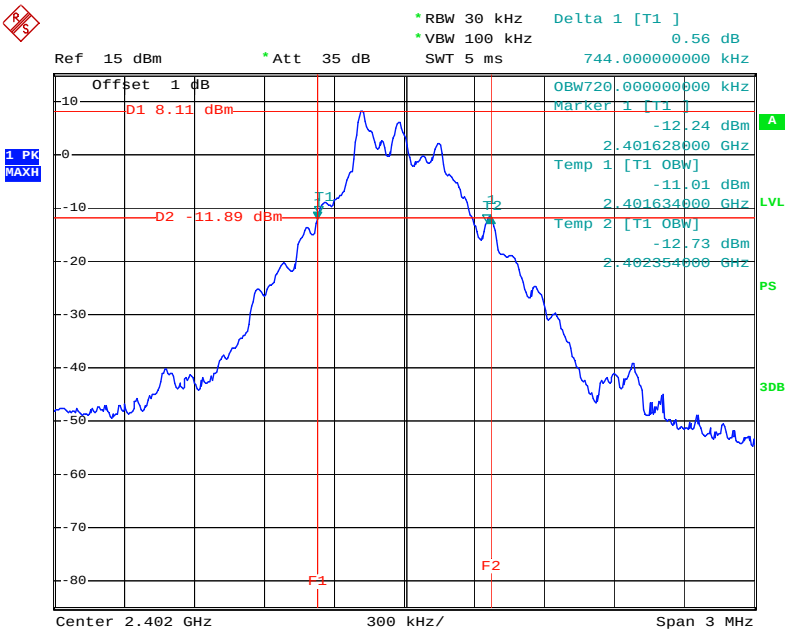

Date: 26.OCT.2015 09:54:47

GFSK TX Mode

2441 MHz

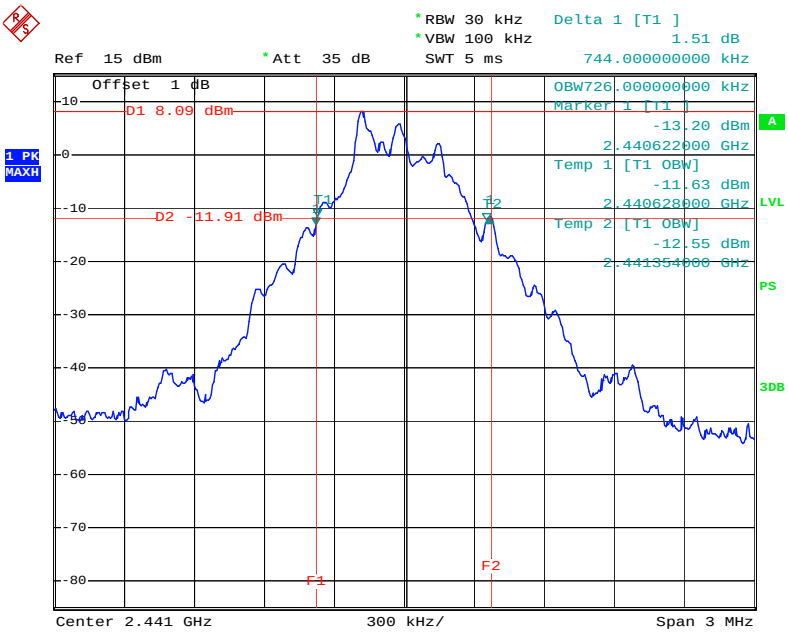

Date: 26.OCT.2015 09:56:31

GFSK TX Mode

2480 MHz

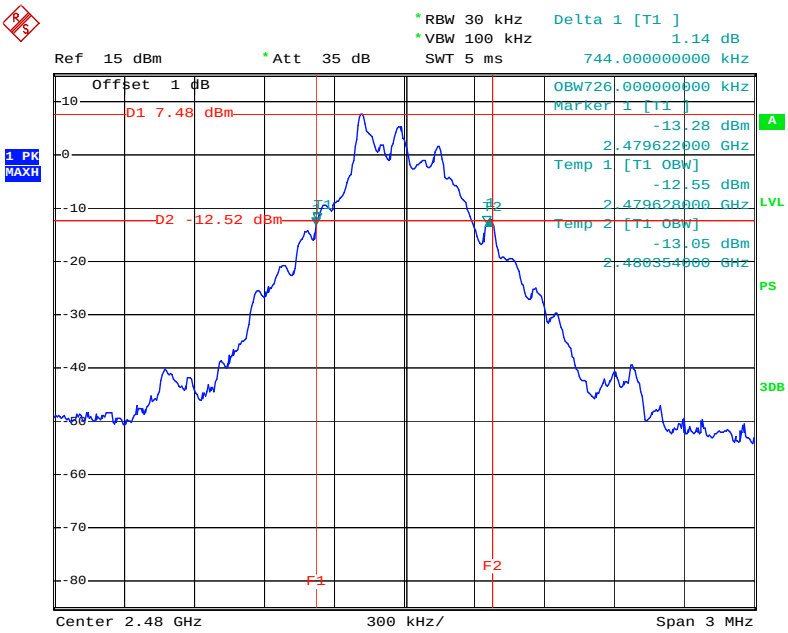

Date: 26.OCT.2015 09:57:37

EUT:	Bluetooth MP4	Model Name :	ER-M2801
Temperature:	25 ℃	Relative Humidity:	55%
Test Voltage:	DC 3.7V		
Test Mode:	TX Mode (π/4-DQPSK)		

Channel frequency (MHz)	99% OBW (kHz)	20dB Bandwidth (kHz)	20dB Bandwidth *2/3 (kHz)
2402	966.00	924.00	
2441	954.00	930.00	
2480	948.00	972.00	

π/4-DQPSK TX Mode

2402 MHz

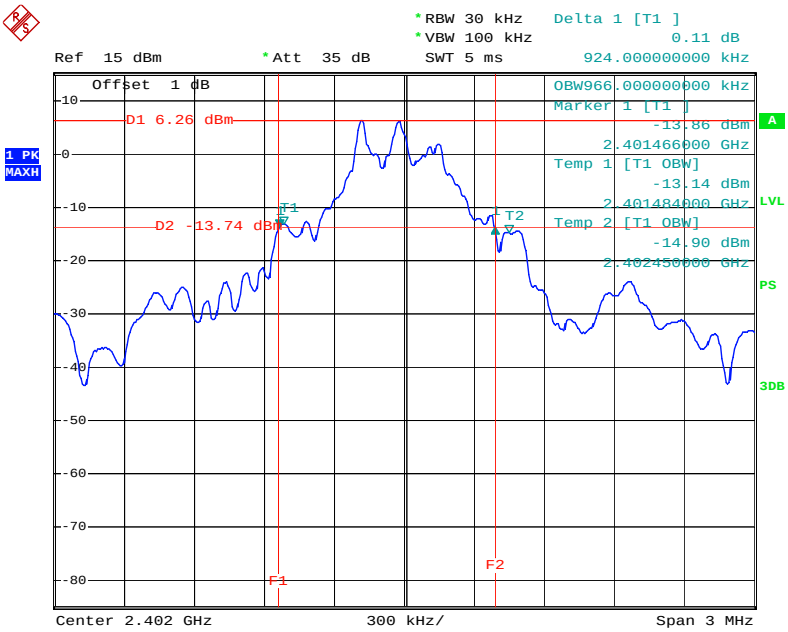

Date: 26.OCT.2015 10:16:02

π /4-DQPSK TX Mode

2441 MHz

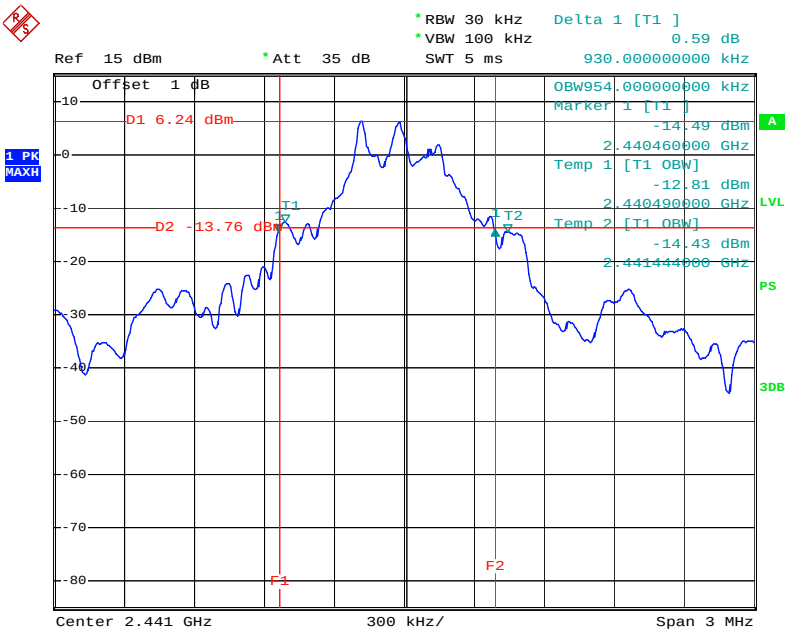

Date: 26.OCT.2015 10:13:54

π /4-DQPSK TX Mode

2480 MHz

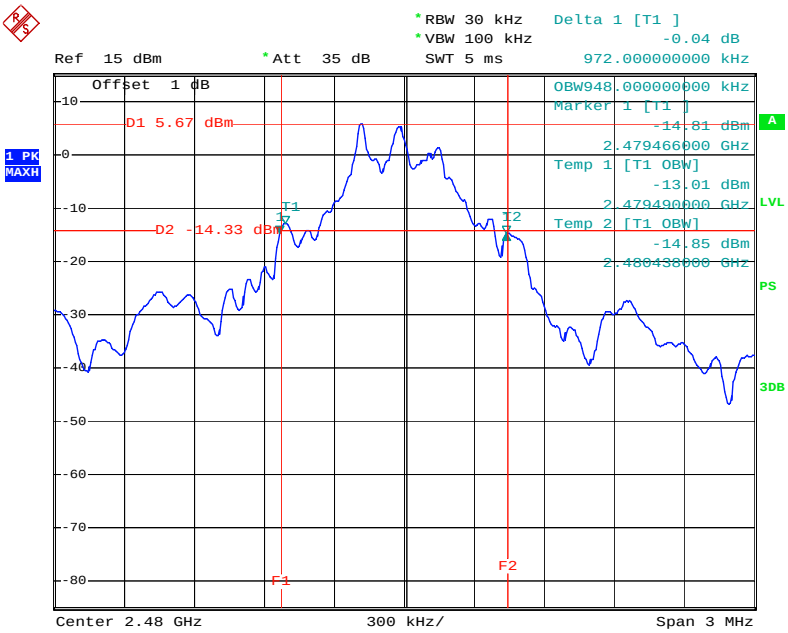

Date: 26.OCT.2015 10:12:32

EUT:	Bluetooth MP4	Model Name :	ER-M2801
Temperature:	25 ℃	Relative Humidity:	55%
Test Voltage:	DC 3.7V		
Test Mode:	TX Mode (8-DPSK)		

Channel frequency (MHz)	99% OBW (kHz)	20dB Bandwidth (kHz)	20dB Bandwidth *2/3 (kHz)
2402	972.00	1014.00	676.00
2441	972.00	1026.00	684.00
2480	966.00	1026.00	684.00

8-DPSK TX Mode

2402 MHz

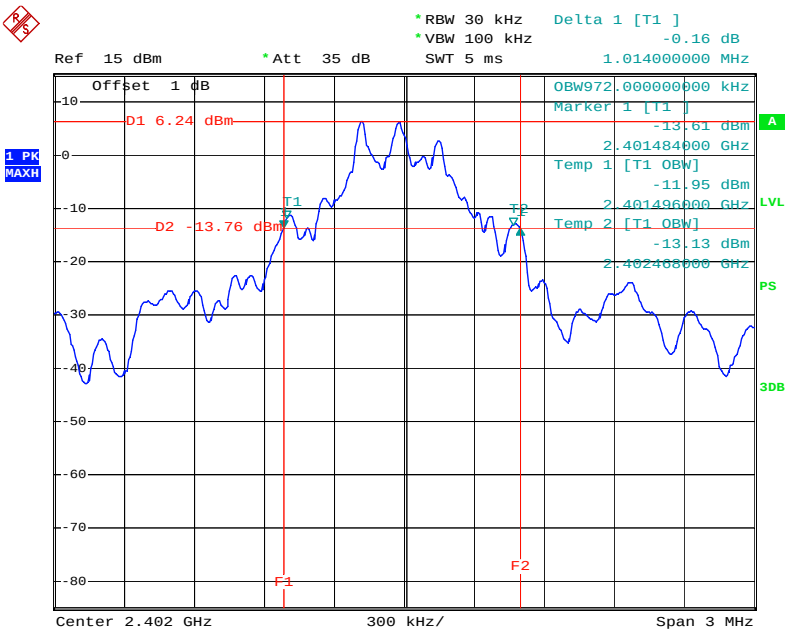

Date: 26.OCT.2015 10:17:19

8-DPSK TX Mode

2441 MHz

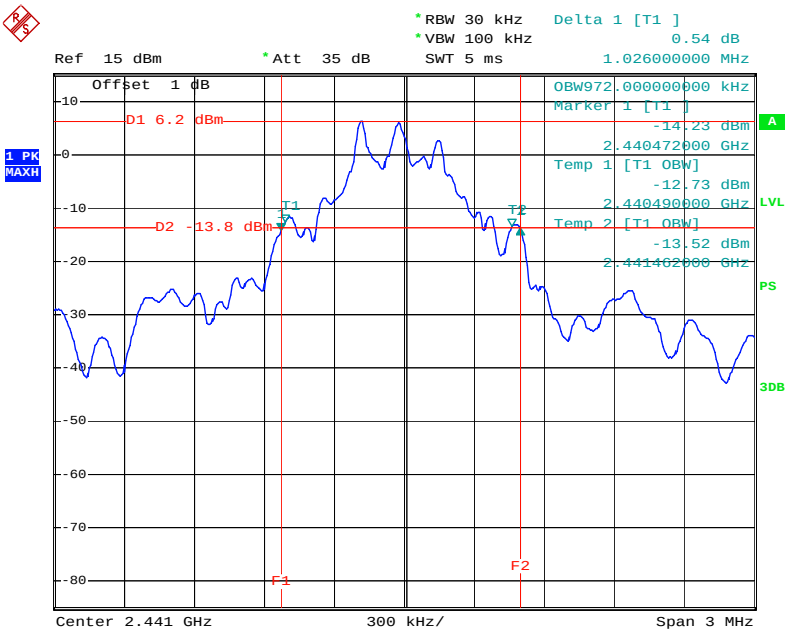

Date: 26.OCT.2015 10:19:08

8-DPSK TX Mode

2480 MHz

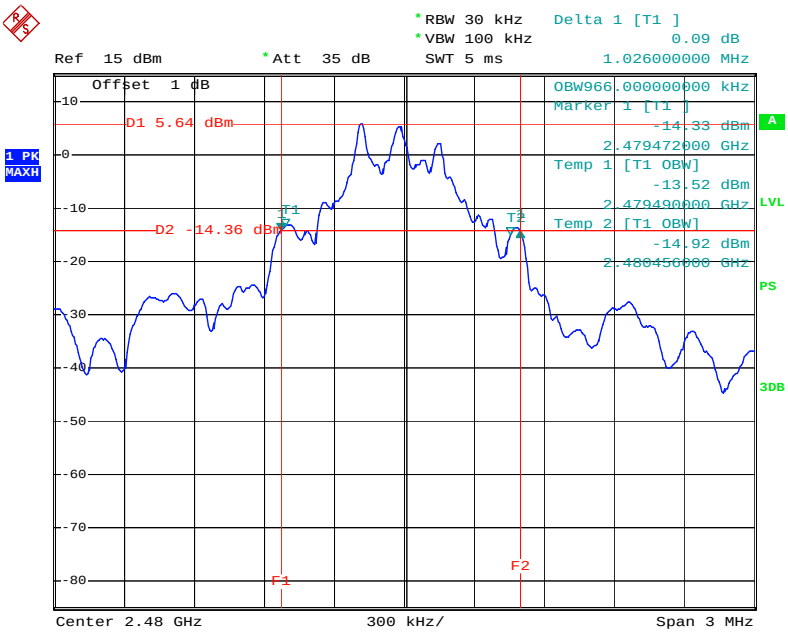

Date: 26.OCT.2015 10:20:31

EUT:	Bluetooth MP4	Model Name :	ER-M2801
Temperature:	25 ℃	Relative Humidity:	55%
Test Voltage:	DC 3.7V		
Test Mode:	Hopping Mode (GFSK)		

Channel frequency (MHz)	Separation Read Value (kHz)	Separation Limit (kHz)
2402	1002.00	744.00
2441	1002.00	744.00
2480	1002.00	744.00

GFSK Hopping Mode

2402 MHz

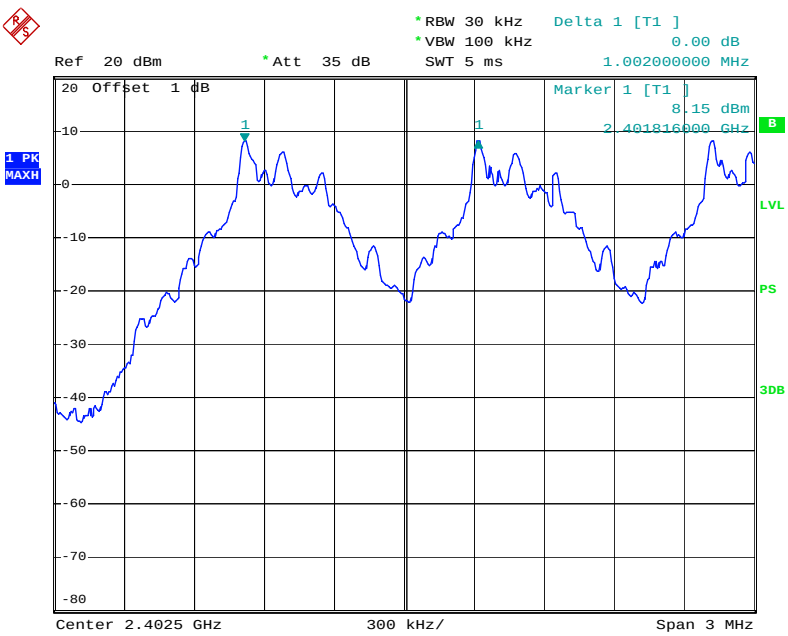

Date: 26.OCT.2015 10:01:11

GFSK Hopping Mode

2441 MHz

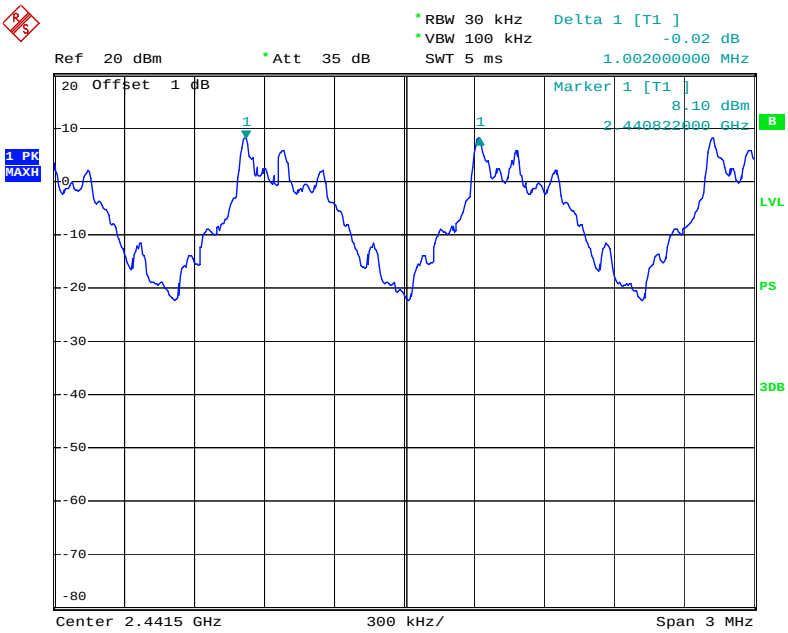

Date: 26.OCT.2015 10:00:31

GFSK Hopping Mode

2480 MHz

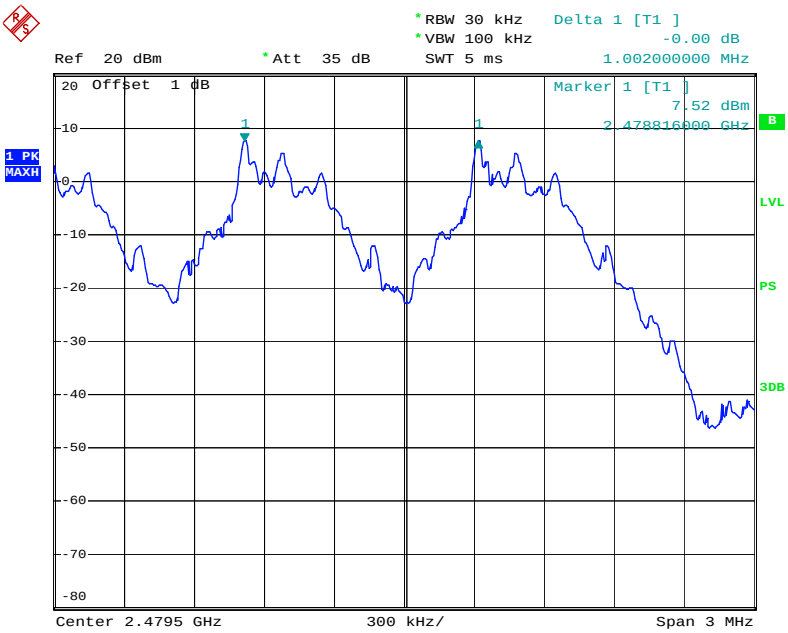

Date: 26.OCT.2015 09:59:51

EUT:	Bluetooth MP4	Model Name :	ER-M2801
Temperature:	25 ℃	Relative Humidity:	55%
Test Voltage:	DC 3.7V		
Test Mode:	Hopping Mode (π /4-DQPSK)		

Channel frequency (MHz)	Separation Read Value (kHz)	Separation Limit (kHz)
2402	1002.00	924.00
2441	1002.00	930.00
2480	1002.00	972.00
π /4-DQPSK Hopping Mode		

2402 MHz

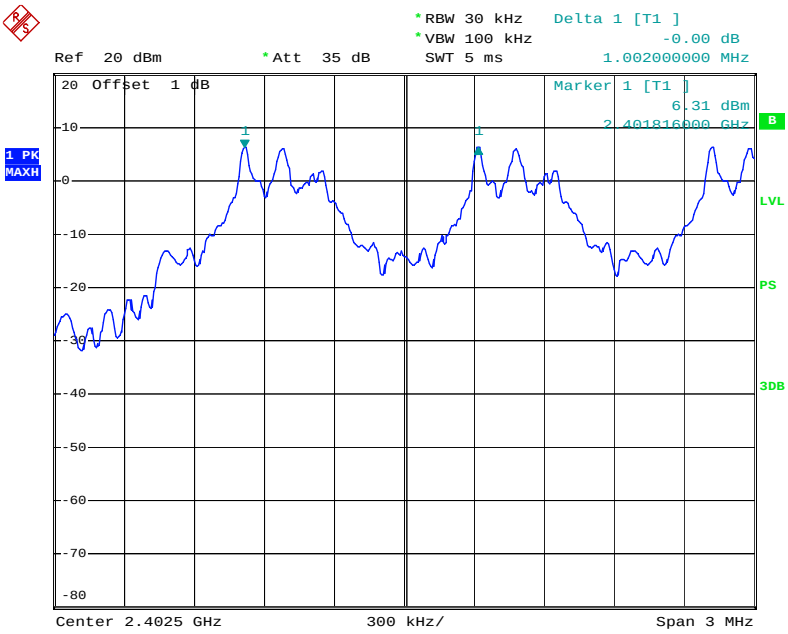

Date: 26.OCT.2015 10:03:38

π /4-DQPSK Hopping Mode

2441 MHz

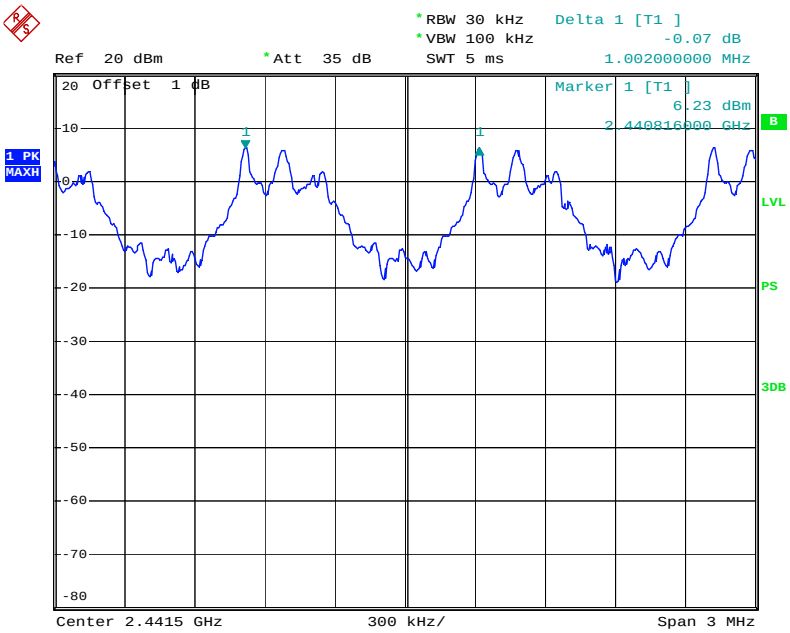

Date: 26.OCT.2015 10:05:35

π /4-DQPSK Hopping Mode

2480 MHz

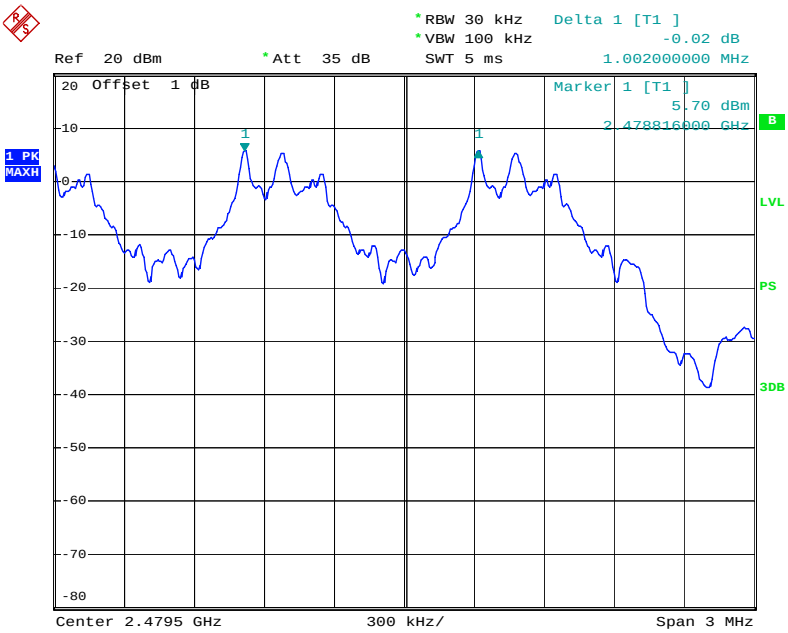

Date: 26.OCT.2015 10:06:38

EUT:	Bluetooth MP4	Model Name :	ER-M2801
Temperature:	25 ℃	Relative Humidity:	55%
Test Voltage:	DC 3.7V		
Test Mode:	Hopping Mode (8-DPSK)		

Channel frequency (MHz)	Separation Read Value (kHz)	Separation Limit (kHz)
2402	1002.00	676.00
2441	1002.00	684.00
2480	1002.00	684.00

8-DPSK Hopping Mode

2402 MHz

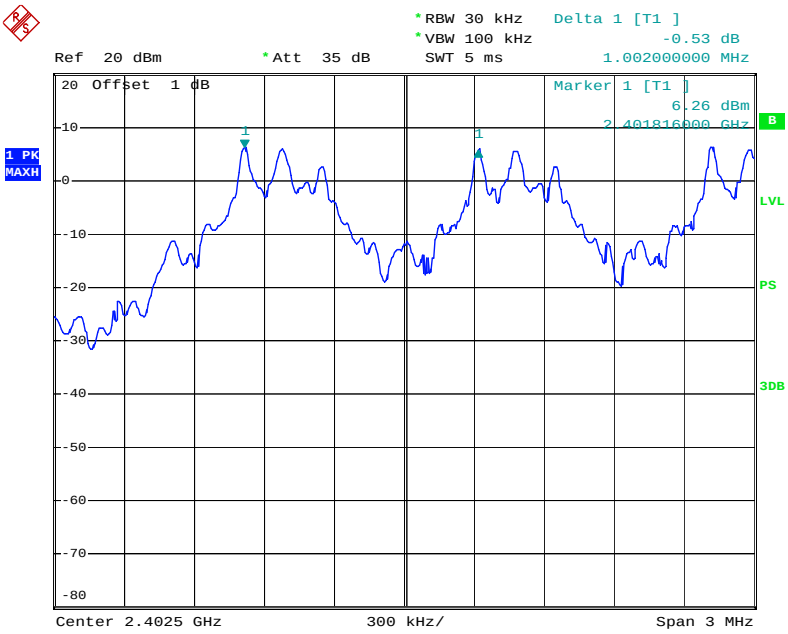

Date: 26.OCT.2015 10:25:17

8-DPSK Hopping Mode

2441 MHz

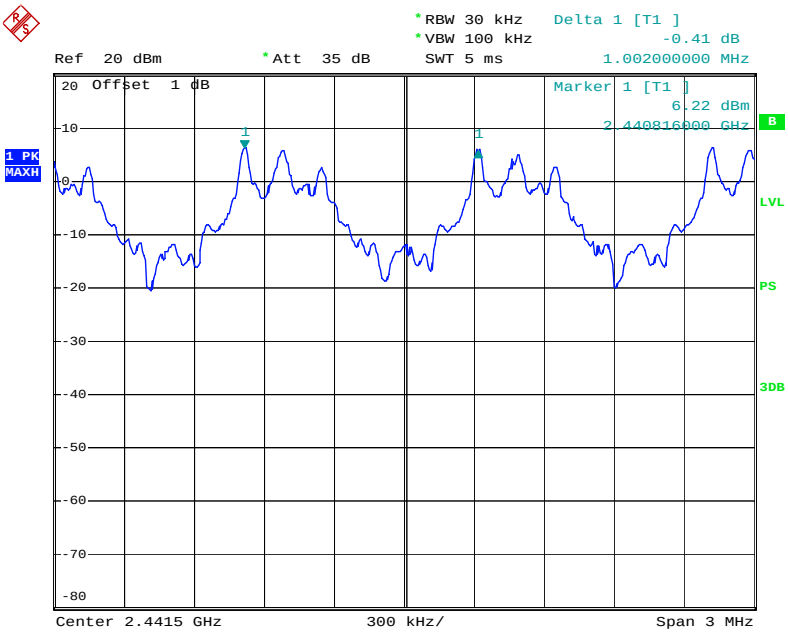

Date: 26.OCT.2015 10:24:37

8-DPSK Hopping Mode

2480 MHz

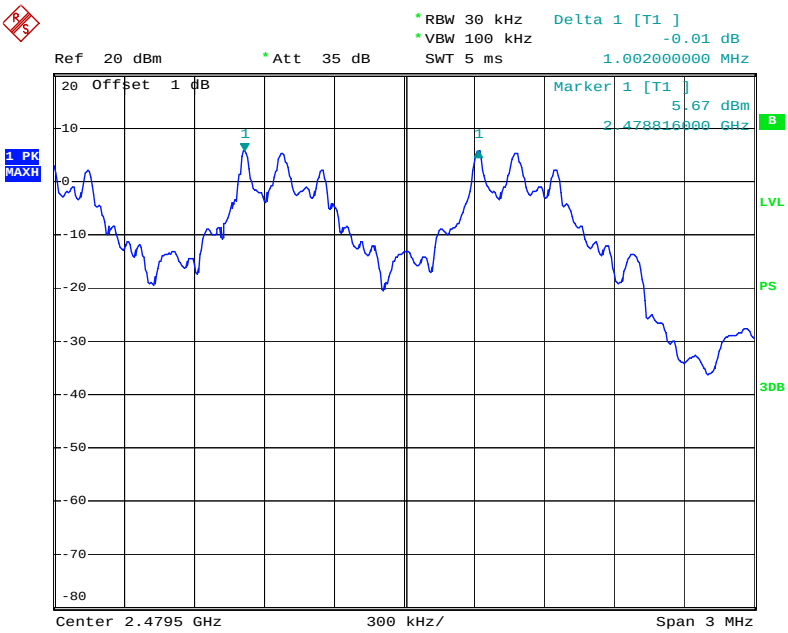

Date: 26.OCT.2015 10:23:46

10. Peak Output Power Test

10.1 Test Standard and Limit

10.1.1 Test Standard

FCC Part 15.247 (b) (1)

10.1.2 Test Limit

Test Item	Limit	Frequency Range(MHz)
Peak Output Power	Hopping Channels>75 Power<1W(30dBm) Other <125 mW(21dBm)	2400~2483.5

10.2 Test Setup

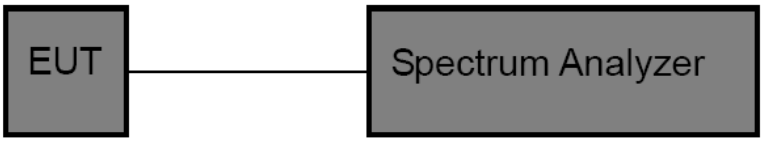

10.3 Test Procedure

(1) The EUT was directly connected to the spectrum analyzer and antenna output port as show in the block diagram above.

(2) Spectrum Setting:

Peak Detector: RBW=1 MHz, VBW=3 MHz for bandwidth less than 1MHz.

RBW=3 MHz, VBW=3 MHz for bandwidth more than 1MHz.

10.4 EUT Operating Condition

The EUT was set to continuously transmitting in the max power during the test.

10.5 Test Data

EUT:	Bluetooth MP4	Model Name :	ER-M2801
Temperature:	25 ℃	Relative Humidity:	55%
Test Voltage:	DC 3.7V		
Test Mode:	TX Mode (GFSK)		

Channel frequency (MHz)	Test Result (dBm)	Limit (dBm)
2402	-5.50	30
2441	-5.33	
2480	-5.33	

GFSK TX Mode

2402 MHz

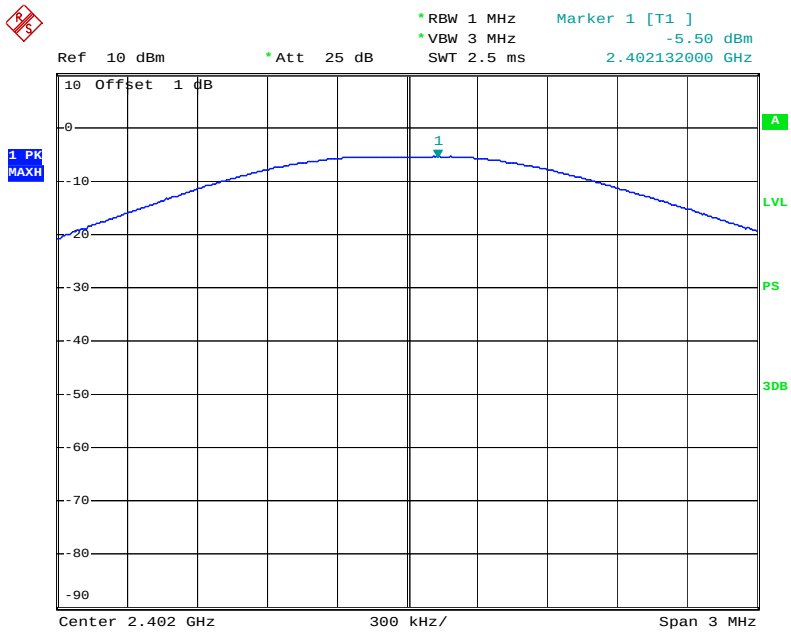

Date: 26.OCT.2015 09:35:20

GFSK TX Mode

2441 MHz

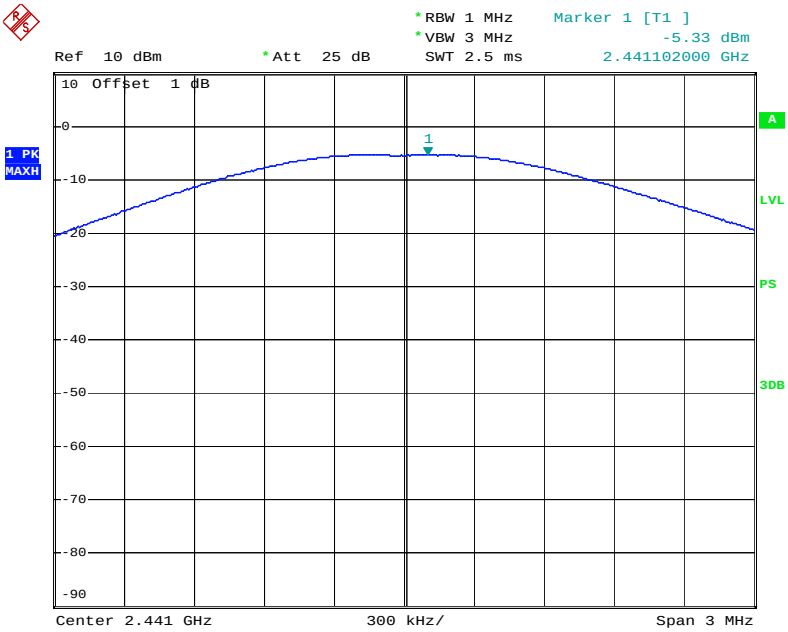

Date: 26.OCT.2015 09:38:40

GFSK TX Mode

2480 MHz

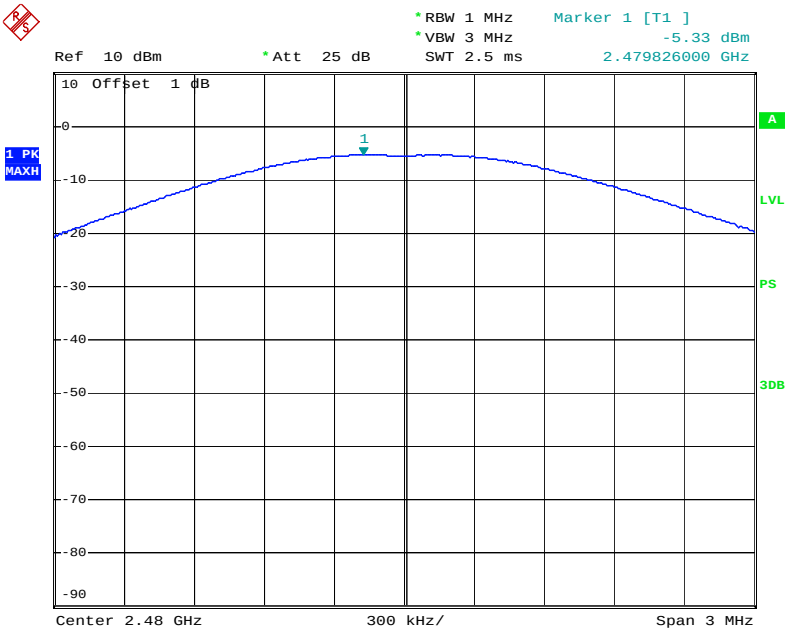

Date: 26.OCT.2015 09:39:07

EUT:	Bluetooth MP4	Model Name :	ER-M2801
Temperature:	25 ℃	Relative Humidity:	55%
Test Voltage:	DC 3.7V		
Test Mode:	TX Mode (π/4-DQPSK)		

Channel frequency (MHz)	Test Result (dBm)	Limit (dBm)
2402	-5.77	30
2441	-5.56	
2480	-5.60	

π/4-DQPSK TX Mode

2402 MHz

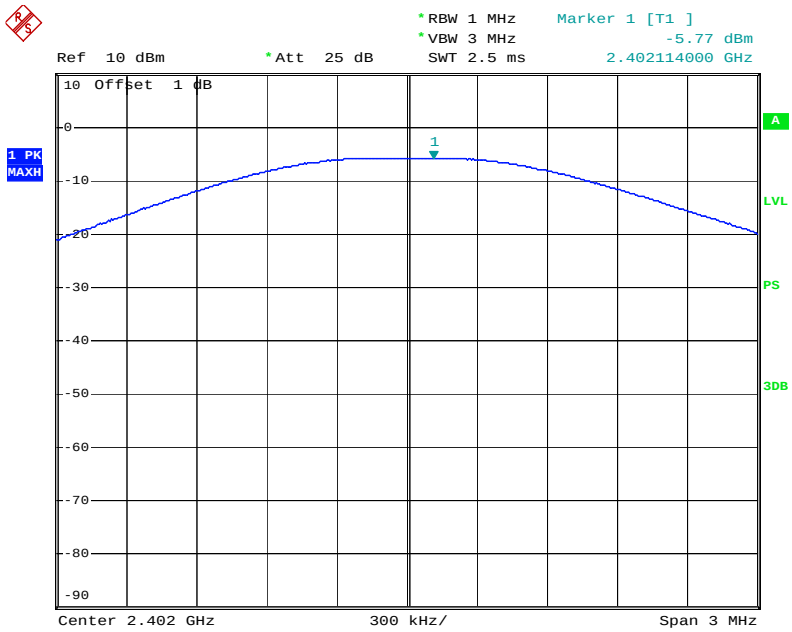

Date: 26.OCT.2015 09:55:39

π /4-DQPSK TX Mode

2441 MHz

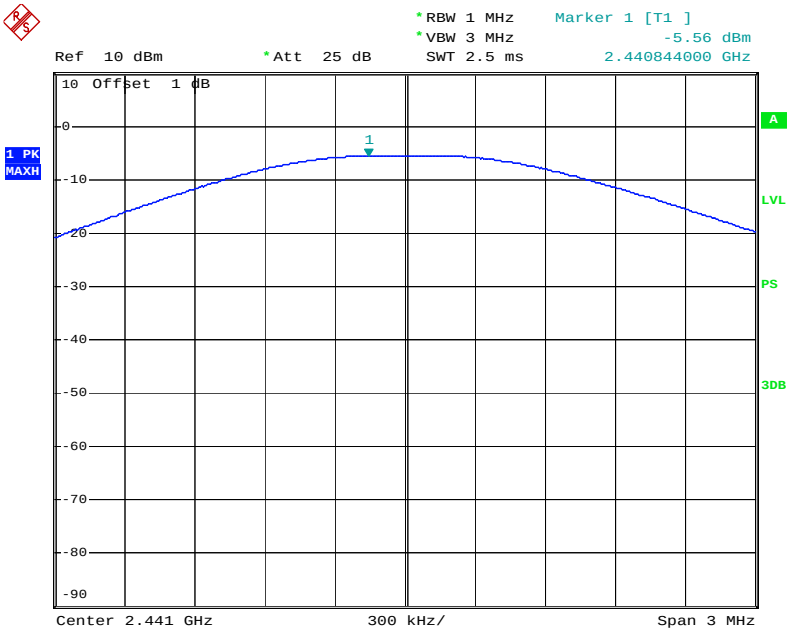

Date: 26.OCT.2015 09:56:03

π /4-DQPSK TX Mode

2480 MHz

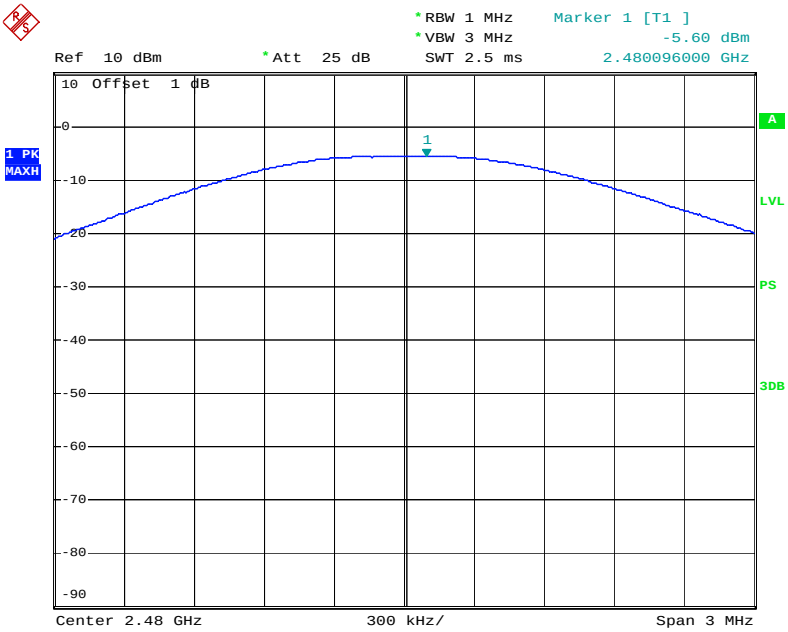

Date: 26.OCT.2015 09:59:04

EUT:	Bluetooth MP4	Model Name :	ER-M2801
Temperature:	25 ℃	Relative Humidity:	55%
Test Voltage:	DC 3.7V		
Test Mode:	TX Mode (8-DPSK)		

Channel frequency (MHz)	Test Result (dBm)	Limit (dBm)
2402	-5.40	21
2441	-5.17	
2480	-5.22	

8-DPSK TX Mode

2402 MHz

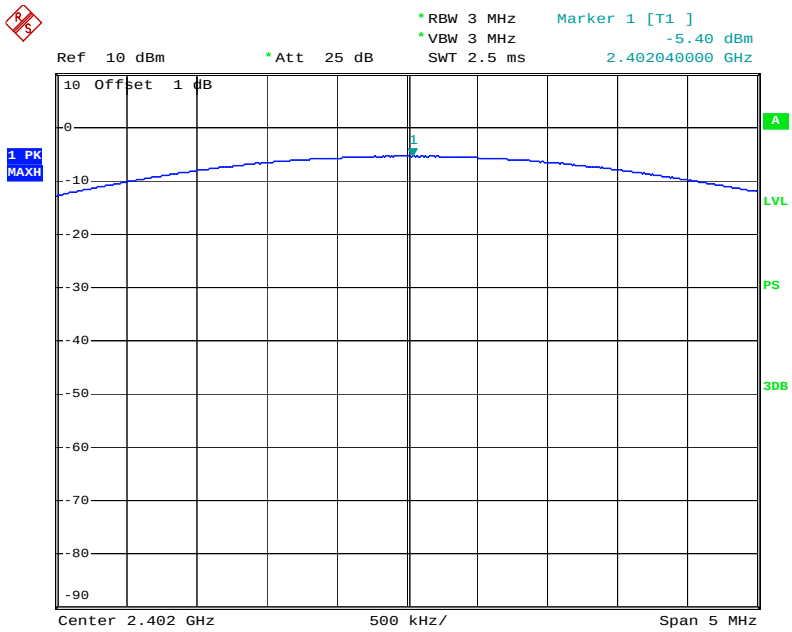

Date: 26.OCT.2015 10:04:25

8-DPSK TX Mode

2441 MHz

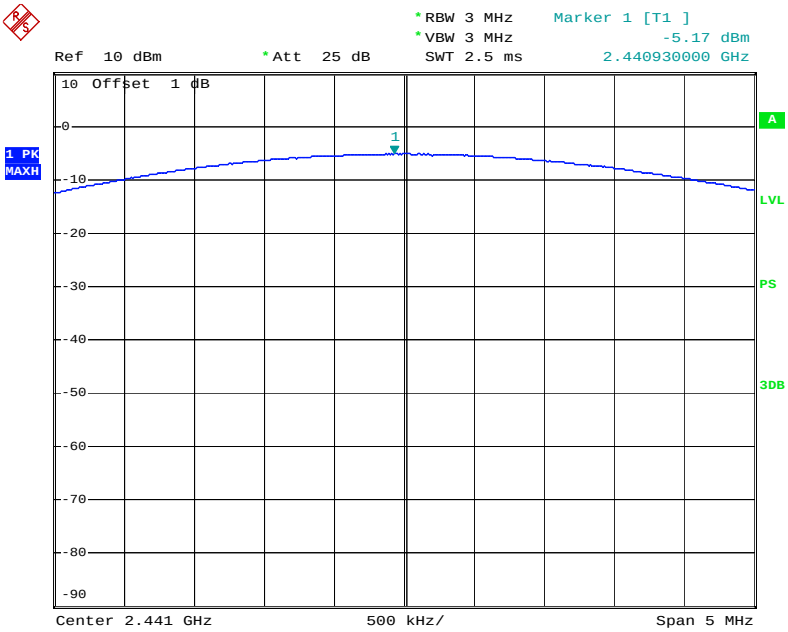

Date: 26.OCT.2015 10:04:46

8-DPSK TX Mode

2480 MHz

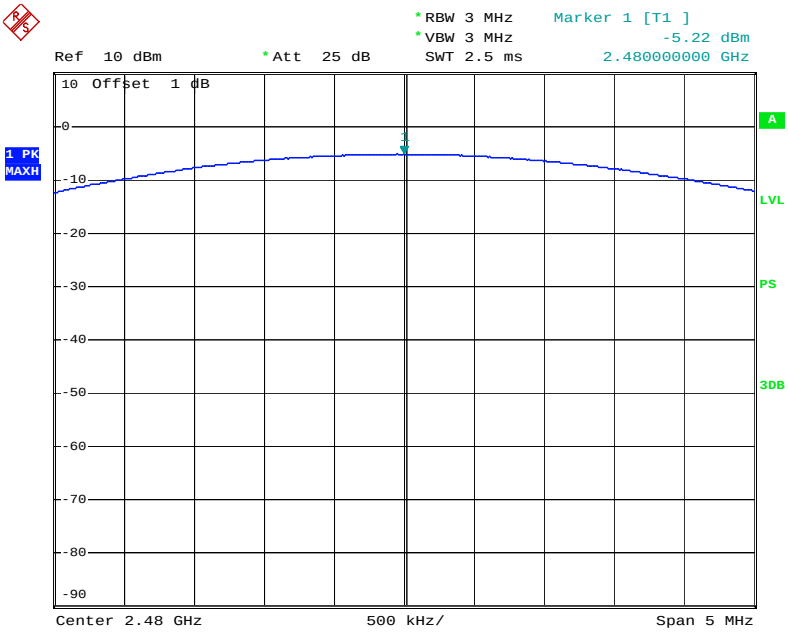

Date: 26.OCT.2015 10:07:02

11. Antenna Requirement

11.1 Standard Requirement

11.1.1 Standard

FCC Part 15.203

11.1.2 Requirement

An intentional radiator shall be designed to ensure that no antenna other than that furnished by the responsible party shall be used with the device. The use of a permanently attached antenna or of an antenna that uses a unique coupling to the intentional radiator shall be considered sufficient to comply with the provisions of this Section. The manufacturer may design the unit so that a broken antenna can be replaced by the user, but the use of a standard antenna jack or electrical connector is prohibited.

11.2 Antenna Connected Construction

The directional gains of the antenna used for transmitting is 0.5 dBi, and the antenna connector is de-signed with permanent attachment and no consideration of replacement. Please see the EUT photo for details.

The EUT antenna is a PCB antenna. It complies with the standard requirement.

Antenna Type
☑ Permanent attached antenna
☐ Unique connector antenna
☐ Professional installation antenna