




Radiated Emissions Frequency: 30MHz to 1000MHz



Radiated Emissions Frequency: Above 1000 MHz






Conducted Emission 0.15~30MHz



RF setup in normal condition



RF setup in extreme condition

