



**Radiated Emissions Frequency: 30MHz to 1000MHz**



**Radiated Emissions Frequency: Above 1000 MHz**






**Conducted Emission 0.15~30MHz**



**RF setup in normal condition**





## RF setup in extreme condition

