

|                  |                              |
|------------------|------------------------------|
| Product #:       | MW09                         |
| Product Name:    | Insert Card (Quick Start)    |
| Date:            | 2023.09.07                   |
| Packaging Style: | Double-Sides, Bi-fold Card   |
| Artwork Size:    | 100%                         |
| Notes            | Matte coated<br>Bright white |

— Die line  
- - - Folding line

## OUTSIDE

### PAIRING

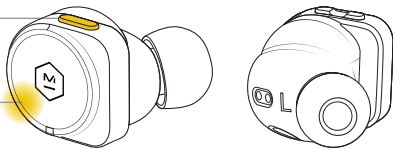
The first time you take both earphones out of their case they will enter pairing mode. Always store your earphones in their case when not in use.

STEP 1: Open the Bluetooth® menu on your device.

STEP 2: Select M&D MW09.

MULTI-FUNCTION BUTTON

PULSING INDICATOR LIGHT



To manually activate pairing mode, hold down the multi-function button until the indicator light starts pulsing/pairing tone is heard.

NOTE: If you are already connected to a device, remove the right earphone from your ear to avoid activating your voice assistant.

### M&D CONNECT APP

Download the **M&D Connect App** for the complete Master & Dynamic experience.

Use the **M&D Connect App** to access:

- Firmware updates
- Custom settings
- Product support



For more information visit [masterdynamic.com/support](https://masterdynamic.com/support)



### MW09 QUICKSTART

At Master & Dynamic, our passion is building beautifully designed, richly appointed, technically sophisticated sound tools for creative minds. We design and build products utilizing the finest components and the most durable, luxury materials to ensure superior long-term performance. We hope you enjoy using our products as much as we enjoyed designing them.

Each pair of Master & Dynamic MW09 Active Noise-Cancelling True Wireless Earphones meet our strict criteria for materials, finishes, fabrication and sound.



Scan for more languages

Questions - [support@masterdynamic.com](mailto:support@masterdynamic.com)

Follow Us - [@masterdynamic](https://twitter.com/masterdynamic)

[www.masterdynamic.com](https://www.masterdynamic.com)

## INSIDE

### CONTROLS

MULTI-FUNCTION BUTTON

MULTI-FUNCTION BUTTON

1X: PAUSE / PLAY  
2X: SKIP FORWARD  
3X: SKIP BACK  
HOLD: VOICE ASSISTANT

AMBIENT LISTENING MODE

HOLD VOL+ FOR ON/OFF

ACTIVE NOISE-CANCELLING

HOLD VOL- FOR ON/OFF

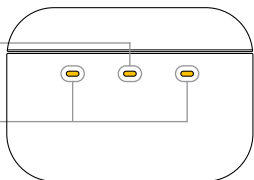
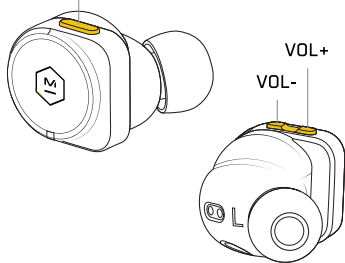
Select your default ANC and Ambient settings in the **M&D Connect App**

CASE BATTERY

Case charges to 50% in 20 minutes, 100% in 60 minutes

EARPHONE BATTERY

Earphones charge to 50% in 20 minutes, 100% in 60 minutes



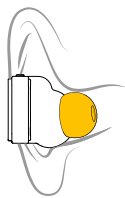
● High  
● Med  
● Low

### CALLS/COMMUNICATION

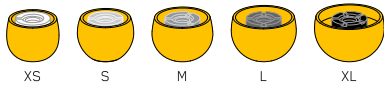
3 microphones in each earphone provide the freedom to listen or talk using just 1 earphone.

### FIT

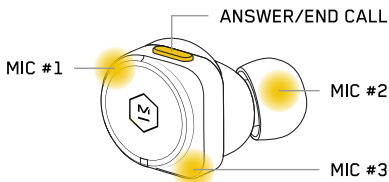
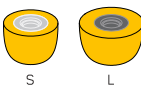
Your earphones come with medium silicone ear tips attached. For the most secure fit and best acoustics, choose the ear tips that form a seal with your ear canal.



SILICONE



FOAM



### INSERTING YOUR EARPHONES

STEP 1: Tilt the earphone forward with the ear tip resting lightly in your ear canal.

STEP 2: Rotate the earphone down until the ear tip forms a seal with your ear canal.

