

EXHIBIT D - TEST SETUP PHOTOGRAPHS

Conducted Emissions – Front View(Adapter#1)



Conducted Emissions - Side View(Adapter#1)




Conducted Emissions – Front View(Adapter#2)



Conducted Emissions - Side View(Adapter#2)




Radiated Emissions –Front View (Below 1GHz) (Adapter#1)



Radiated Emissions –Rear View (Below 1GHz) (Adapter#1)



Radiated Emissions –Front View (Below 1GHz) (Adapter#2)




Radiated Emissions –Rear View (Below 1GHz) (Adapter#2)




Radiated Emission –Front View (Above 1 GHz) (Adapter#1)



Radiated Emission –Rear View (Above 1 GHz) (Adapter#1)



Radiated Emission –Front View (Above 1 GHz) (Adapter#2)



Radiated Emission –Rear View (Above 1 GHz) (Adapter#2)

