

# AFP1-SMART-TOOL

## AFP1 - SmartTool

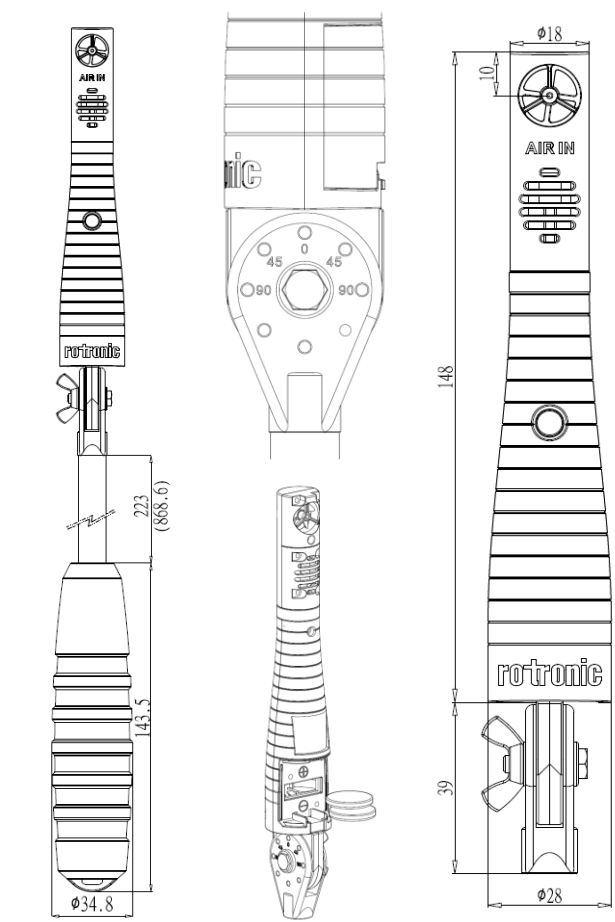
### SHORT INSTRUCTION MANUAL

#### General description

Congratulations on your purchase of a ROTRONIC AFP1 probe. Please read this short operating instructions carefully before putting the unit into operation. The document is limited to the description of the main features and the installation of the device.

The AFP1 probe measures along with humidity and temperature also wind speeds of 0.5 to 20 m/s.

#### Dimensions



#### Energy supply

The AFP1 is powered by two CR2032 button batteries.

When inserting or replacing the batteries, place them on top of each other in the battery compartment slide (observe polarity).

### Federal Communication Commission Interference Statement

This equipment has been tested and found to comply with the limits for a Class B digital device, pursuant to Part 15 of the FCC Rules. These limits are designed to provide reasonable protection against harmful interference in a residential installation. This equipment generates, uses and can radiate radio frequency energy and, if not installed and used in accordance with the instructions, may cause harmful interference to radio communications. However, there is no guarantee that interference will not occur in a particular installation. If this equipment does cause harmful interference to radio or television reception, which can be determined by turning the equipment off and on, the user is encouraged to try to correct the interference by one of the following measures:

- Reorient or relocate the receiving antenna.
- Increase the separation between the equipment and receiver.
- Connect the equipment into an outlet on a circuit different from that to which the receiver is connected.
- Consult the dealer or an experienced radio/TV technician for help.

FCC Caution: Any changes or modifications not expressly approved by the party responsible for compliance could void the user's authority to operate this equipment. This device complies with Part 15 of the FCC Rules. Operation is subject to the following two conditions: (1) This device may not cause harmful interference, and (2) this device must accept any interference received, including interference that may cause undesired operation.

#### IMPORTANT NOTE:

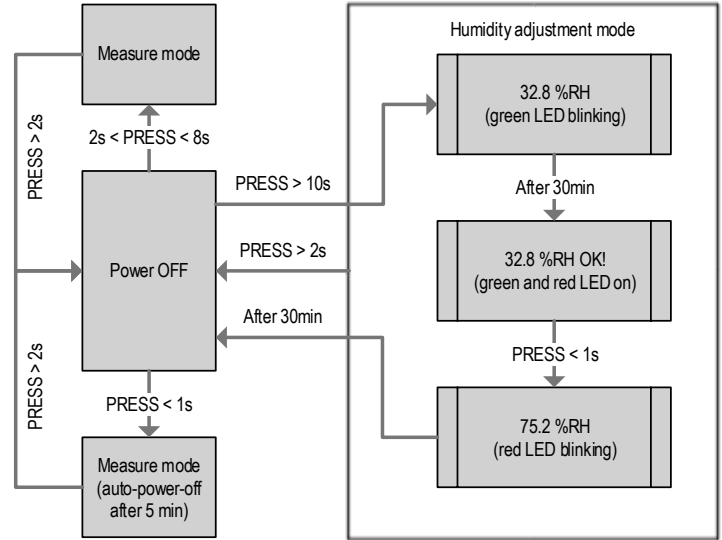
##### Radiation Exposure Statement:

The product comply with the US portable RF exposure limit set forth for an uncontrolled environment and are safe for intended operation as described in this manual. The further RF exposure reduction can be achieved if the product can be kept as far as possible from the user body or set the device to lower output power if such function is available. This transmitter must not be co-located or operating in conjunction with any other antenna or transmitter.

#### Device Operation via multifunction key

The AFP1 features a multifunction button, which is located on the front, below the sensor head. The following functions are controlled via the button:

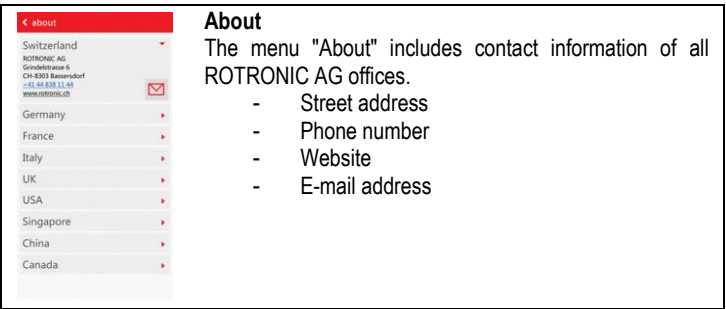
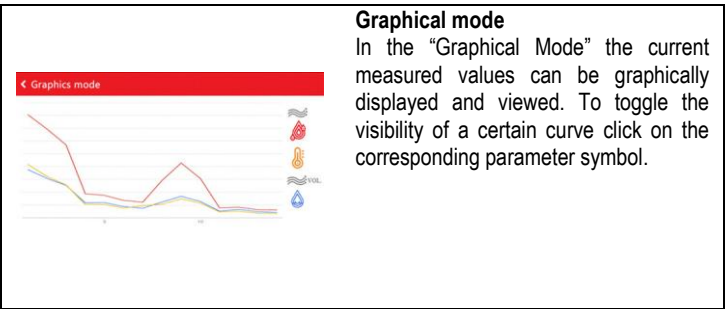

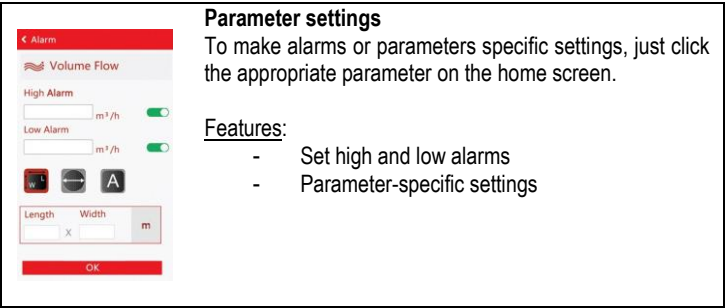
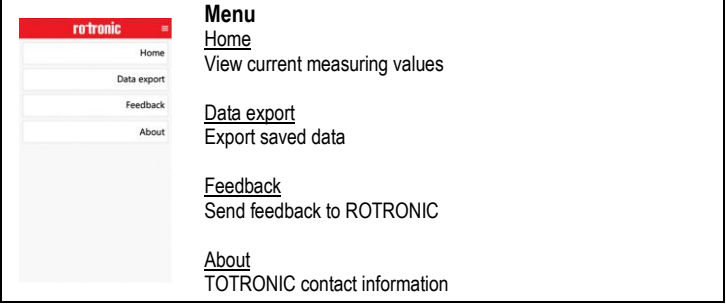
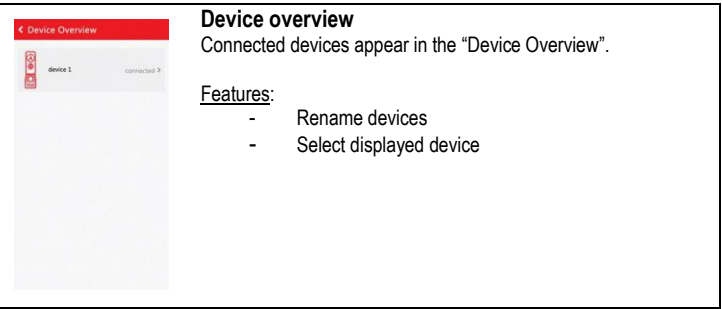
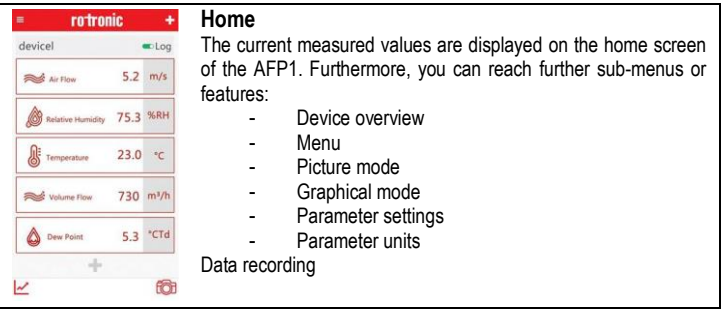
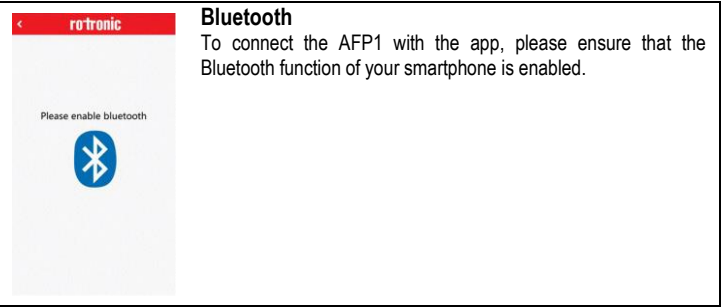
- Switch on with auto-power-off after 5 minutes
- Switch on
- Switch off
- Calibration mode humidity



#### AFP1 on the Smart Device

After commissioning of AFP1 the LED should light up green. The device is now switched on and ready to perform measurements. To measure wind speeds ensure that the wind turbine rotates freely and the sign "AIR IN" points in the direction of the measured air flow. Operation of AFP1 sensor via the ROTRONIC smartphone application "**ROTRONIC**" which is available in the App Store (iOS) or in Play Store (Android) for free. Use the app to display, log and send the desired measurement values by email. Furthermore, among other things, measurement-specific settings and options can be set.

#### The "ROTRONIC" APP



#### FCC Caution

Any changes or modifications not expressly approved by the party responsible for compliance could void the user's authority to operate this equipment. This device complies with Part 15 of the FCC Rules. Operation is subject to the following two conditions:

- (1) This device may not cause harmful interference, and
- (2) This device must accept any interference received, including interference that may cause undesired operation.

#### Technical specifications

General	
Sensor type	Vane anemometer ROTRONIC HYGROMER® IN-1 NTC
Measuring range	0.5...20 m/s 0...100 %RH -20...60 °C
Accuracy	±(3 %reading + 0.2 m/s) ±3 %RH (at 25°C) ±0.3 K (at -20...50°C)
Log interval	1 s
LED	1 dual color LED Red: Battery level too low to maintain proper operation Green: Battery and communication normal
Power supply	2 x 3 V CR2032 batteries
Power consumption	<5.3 mA
Dimensions measuring head	150 x 18 mm or 150 x 28 mm
Dimensions telescopic stick	Retracted: 0.55 m Withdrawn: 1.2 m
Weight	xxx
Software	„ROTRONIC“ App (iOS, Android)
Delivery	Factory certificate Short manual instructions APP (online) Soft case Batteries 2 x 3 V (CR2032)

**ROTRONIC AG**, CH-8303 Bassersdorf  
Tel. +41 44 838 11 44, [www.rotronic.com](http://www.rotronic.com)

**ROTRONIC Messgeräte GmbH**, D-76275 Ettlingen  
Tel. +49 7243 383 250, [www.rotronic.de](http://www.rotronic.de)

**ROTRONIC SARL**, 56, F - 77183 Croissy Beaubourg  
Tél. +33 1 60 95 07 10, [www.rotronic.fr](http://www.rotronic.fr)

**ROTRONIC Italia srl**, I-20157 Milano  
Tel. +39 2 39 00 71 90, [www.rotronic.it](http://www.rotronic.it)

**ROTRONIC Instruments (UK) Ltd.**, West Sussex RH10 9EE  
Phone +44 1293 571000, [www.rotronic.co.uk](http://www.rotronic.co.uk)

**ROTRONIC Instrument Corp.**, NY 11788, USA  
Phone +1 631 427-3898, [www.rotronic-usa.com](http://www.rotronic-usa.com)

**ROTRONIC Canada Inc.**, Canada L8W 3P7  
Phone + 1 416-848-7524, [www.rotronic.ca](http://www.rotronic.ca)

**ROTRONIC Instruments Pte. Ltd.**, Singapore 159836  
Phone +65 6376 2107, [www.rotronic.sg](http://www.rotronic.sg)

**ROTRONIC Shanghai Rep. Office**, Shanghai 200233, China  
Phone +86 40 08162018, [www.rotronic.cn](http://www.rotronic.cn)