

Figure 8

The EUT- Inside View




Figure 9

The EUT- Inside View



Figure 10

PCB of The EUT- Front View




Figure 11

PCB of The EUT- Back View




Figure 12

The EUT- Inside View



Figure 13

PCB of The EUT- Front View






Figure 14

PCB of The EUT- Back View




Figure 15

PCB of The EUT- Front View




Figure 16

PCB of The EUT- Front View




Figure 17

PCB of The EUT- Back View







Figure 18

PCB of The EUT- Front View (BT Module)



Antenna (BT)

Figure 19

PCB of The EUT- Back View (BT Module)




Figure 20

PCB of The EUT- Front View




Figure 21

PCB of The EUT- Back View







Figure 22

PCB of The EUT- Front View (WiFi Module)



Antenna (WiFi)

Figure 23

PCB of The EUT- Back View (WiFi Module)

