



105.00 mm



105.00 mm

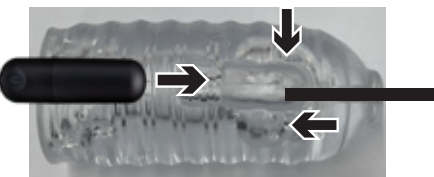
COVER

1 UNIVERSAL ADAPTER INSTRUCTIONS

BEFORE USE:

1 INSTALL THE HOSE AND BULLET INTO THE SLEEVE

- Insert one end of the hose into the sleeve as shown. Then install the bullet into the holde outside of the sleeve.



2 INSTALL THE HOSE AND ADAPTER TO THE POWER BASE

- Open the cover on the back
- Insert the other end of the hose into the left port and insert the charging adapter into the right port.



DEVICE CONTROL:

1 POWER ON/OFF BUTTON

- Press the button to turn the Nut Buster on, the suction function will start, press again to turn off the device.

2 INCREASE / DECREASE SUCTION STRENGTH

- Press the button to cycle between 5 levels of suction strengths.

3 INCREASE / DECREASE SUCTION SPEEDS

- Press the button to cycle between 5 suction speeds.

BULLET CONTROL:

1 POWER ON/OFF BUTTON

- Press and hold the button for 3 seconds to turn the bullet on and off.

- Press the button again to cycle between 3 vibration speeds and 7 vibrating modess.

BEFORE USE:

01-02

REMOTE CONTROL:

1 BEFORE USE THE REMOTE, SHOULD BE USING

- Before pairing the remote, make sure the power base and vibrating bullet are turned on.

2 POWER ON/OFF BUTTON

- Press and hold the button for 3 seconds to pair or pause both the vibrating bullet and power base.

3 INCREASE / DECREASE SUCTION SPEED

- Press the and the button to increase or decrease the 5 suction speeds.

4 INCREASE / DECREASE SUCTION STRENGTHS


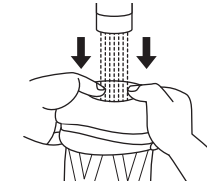
- Press the and the button to increase or decrease 5 the suction strengths.

CLEANING INSTRUCTIONS:

- 1 Unplug the Nut Buster. Remove the bullet from the sleeve, then remove the hose from both the sleeve and power base.



- 2 Rinse the sleeve under room-temperature water, avoid using hot water.



- 3 Wipe the sleeve and let it air dry completely.

03-04

SPECIFICATIONS:

Product name:

ZOLO Nut Buster

Power supply:

Device: Plug in AC 100~240V

Bullet: 701316/100mAh/3.7V

Charge: 2 hours, Use: 1 hour

Remote: 501220/80mAh/3.7V

Charge: 1 hours, Use: 5 hours

Product material:

TPE, ABS, Silicone

Product size:

130 x 225mm

Accessories description:

Pump, Textured sleeve, Bullet, Remote, Operation manual, USB Charger, Adapter, 4 x Universal heads

Rated current:

±2.5A

Rated voltage:

12V

Maximum noise:

≤75db

Suction & Stroking Strengths:

Up to 10.8 psi & 2900RPM

FCC WARNING STATEMENT

Changes or modifications not expressly approved by the party responsible for compliance could void the user's authority to operate the equipment. This equipment has been tested and found to comply with the limits for a Class B digital device, pursuant to Part 15 of the FCC Rules. These limits are designed to provide reasonable protection against harmful interference in a residential installation. This equipment generates uses and can radiate radio frequency energy and, if not installed and used in accordance with the instructions, may cause harmful interference to radio communications. However, there is no guarantee that interference will not occur in a particular installation. If this equipment does cause harmful interference to radio or television reception, which can be determined by turning the equipment off and on, the user is encouraged to try to correct the interference by one or more of the following measures:

- Reorient or relocate the receiving antenna.
- Increase the separation between the equipment and receiver.
- Connect the equipment into an outlet on a circuit different from that to which the receiver is connected.
- Consult the dealer or an experienced radio/TV technician for help.

FCC WARNING STATEMENT

This device complies with part 15 of the FCC Rules. Operation is subject to the following two conditions: (1) This device may not cause harmful interference, and

(2) this device must accept any interference received, including interference that may cause undesired operation.

NOTE: This device and its antenna(s) must not be co-located or operation in conjunction with any other antenna or transmitter.

The device has been evaluated to meet general RF exposure requirement. The device can be used in portable exposure condition without restriction.

DISPOSAL INFORMATION

Disposal of old electronic equipment [applicable in the EU and other European countries with separate waste collection systems]:



The crossed-out dustbin symbol indicates that these items should not be treated as household waste, but rather brought to the appropriate collection point for recycling electrical and electronic equipment.

07-08

09-10