

Appendix IV EUT Internal Photographs

Photo 5 Internal of EUT




Photo 6 Internal of EUT




Photo 7 Appearance of PCB





Photo 8 Appearance of PCB



2.4G PCB Antenna

Photo 9 Appearance of Battery**Photo 10 Appearance of Battery**