ANTENNA POLARITY & TEST DISTANCE: VERTICAL AT 3 M								
Rg	Frequency [MHz]	AVG Level [dBµV/m]	AVG Limit [dBµV/m]	AVG Margin [dB]	Correction [dB]	Polarization	Azimuth [deg]	Antenna Height [m]
5	2,387.500	42.43	54.00	11.57	37.06	V	1	1.00
5	2,389.500	42.45	54.00	11.55	37.09	V	281.6	2.00
5	2,402.500	89.78			37.27	V	128.6	1.00

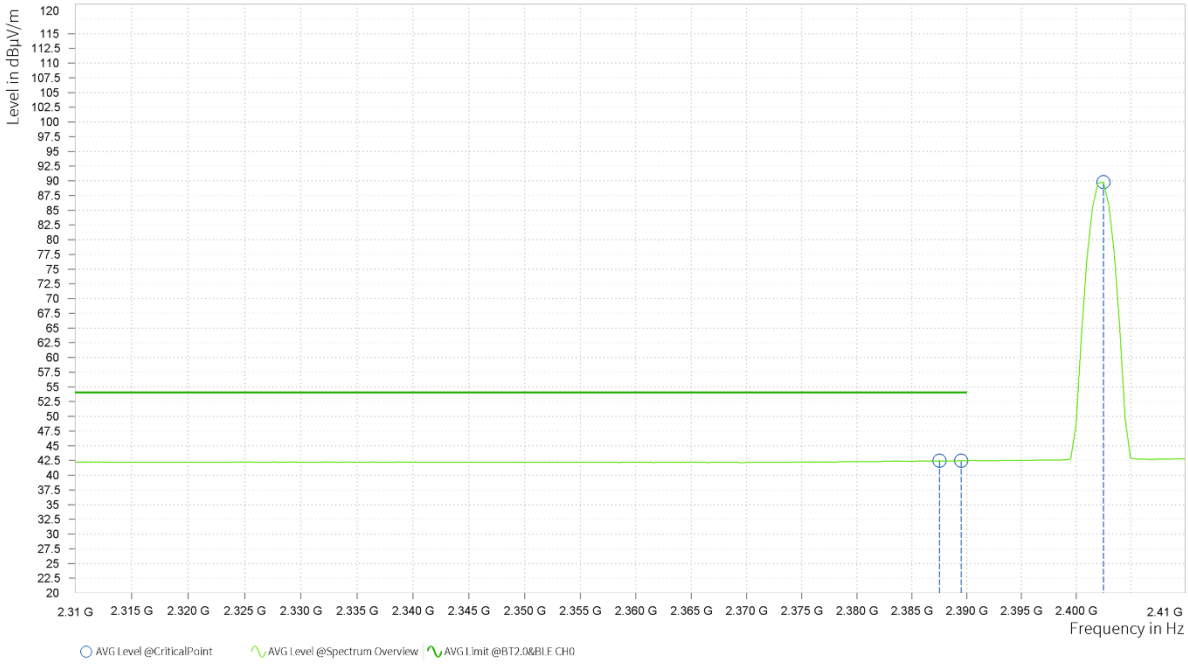

REMARKS:

1. Emission Level = Read Level+ Antenna Factor + Cable Loss- Preamp Factor
2. Margin value = Limit value – Emission level.
3. 2402MHz: Fundamental frequency.

CHANNEL	TX Channel 39	DETECTOR FUNCTION	Peak (PK) Average (AV)
FREQUENCY RANGE	1GHz ~ 25GHz		

ANTENNA POLARITY & TEST DISTANCE: HORIZONTAL AT 3 M

Rg	Frequency [MHz]	PK+ Level [dBμV/m]	PK+ Limit [dBμV/m]	PK+ Margin [dB]	AVG Level [dBμV/m]	AVG Limit [dBμV/m]	AVG Margin [dB]	Correction [dB]	Polarization	Azimuth [deg]	Antenna Height [m]
2	4,882.000	49.95	74.00	24.05	38.67	54.00	15.33	14.77	H	0.9	2.00
2	7,323.000	55.75	74.00	18.25	44.74	54.00	9.26	21.12	H	359.1	1.00

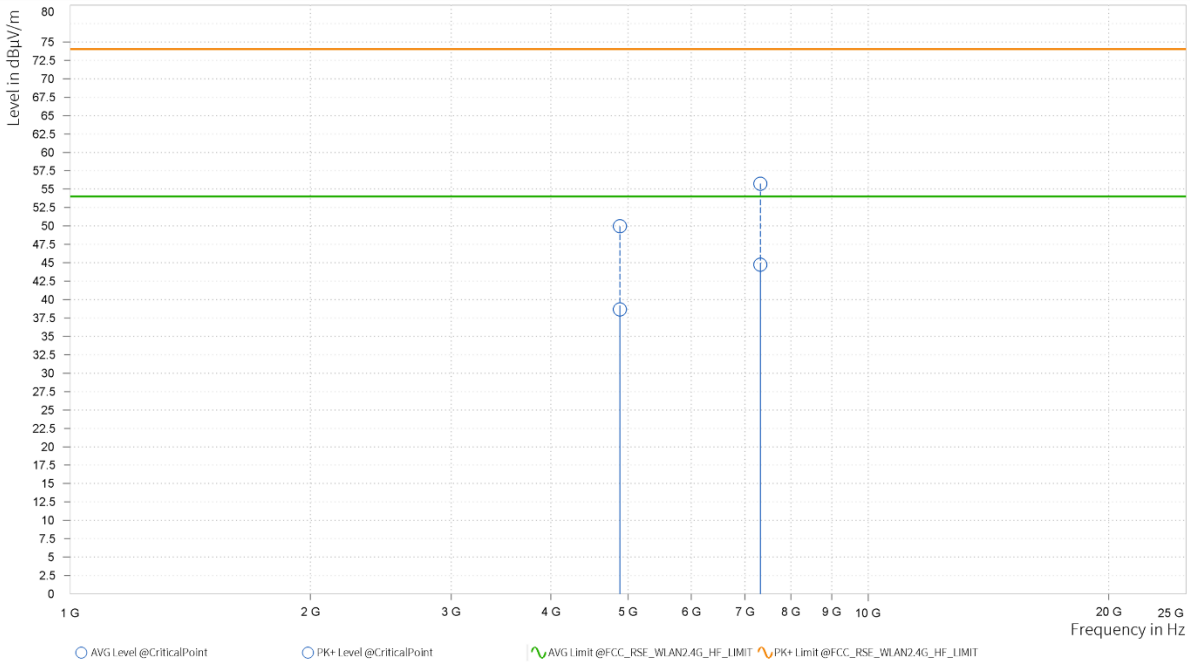

ANTENNA POLARITY & TEST DISTANCE: VERTICAL AT 3 M

Rg	Frequency [MHz]	PK+ Level [dBµV/m]	PK+ Limit [dBµV/m]	PK+ Margin [dB]	AVG Level [dBµV/m]	AVG Limit [dBµV/m]	AVG Margin [dB]	Correction [dB]	Polarization	Azimuth [deg]	Antenna Height [m]
2	4,882.000	50.27	74.00	23.73	38.64	54.00	15.36	14.77	V	7.4	2.00
2	7,323.000	56.23	74.00	17.77	44.80	54.00	9.20	21.12	V	263.9	2.00

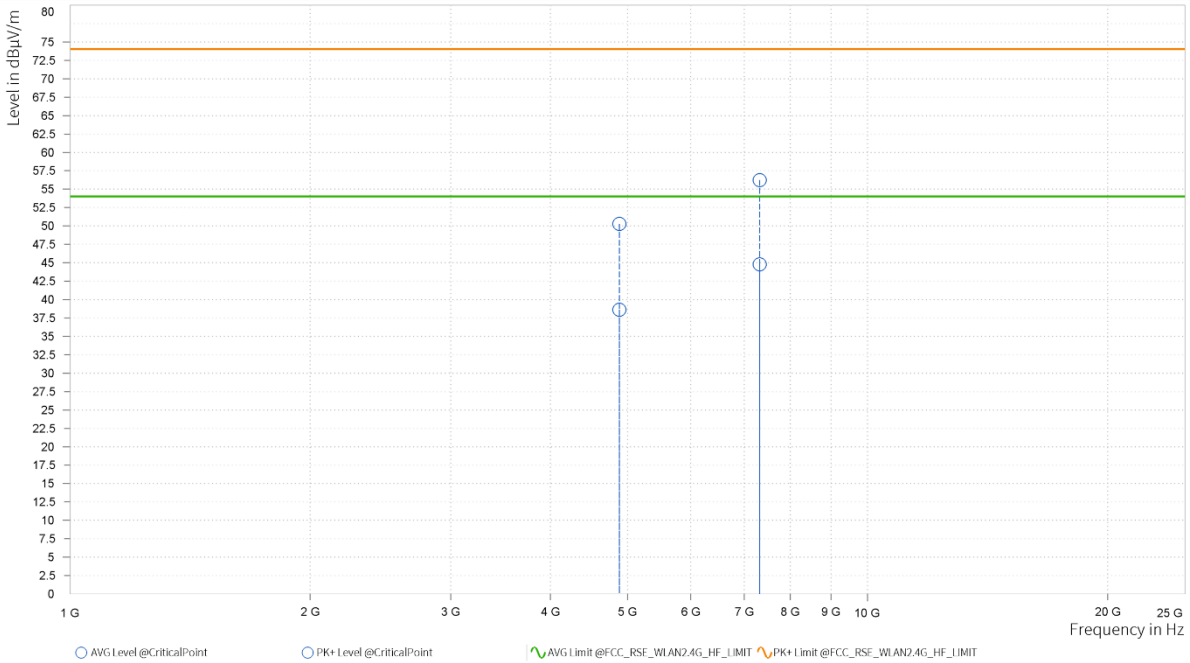

CHANNEL	TX Channel 78	DETECTOR FUNCTION	Peak (PK) Average (AV)
FREQUENCY RANGE	1GHz ~ 25GHz		

ANTENNA POLARITY & TEST DISTANCE: HORIZONTAL AT 3 M

Rg	Frequency [MHz]	PK+ Level [dBμV/m]	PK+ Limit [dBμV/m]	PK+ Margin [dB]	Correction [dB]	Polarization	Azimuth [deg]	Antenna Height [m]
6	2,480.000	96.29			37.87	H	275.6	1.00
6	2,483.500	57.20	74.00	16.80	37.88	H	138.2	2.00
6	2,493.000	59.59	74.00	14.41	37.90	H	8.8	2.00

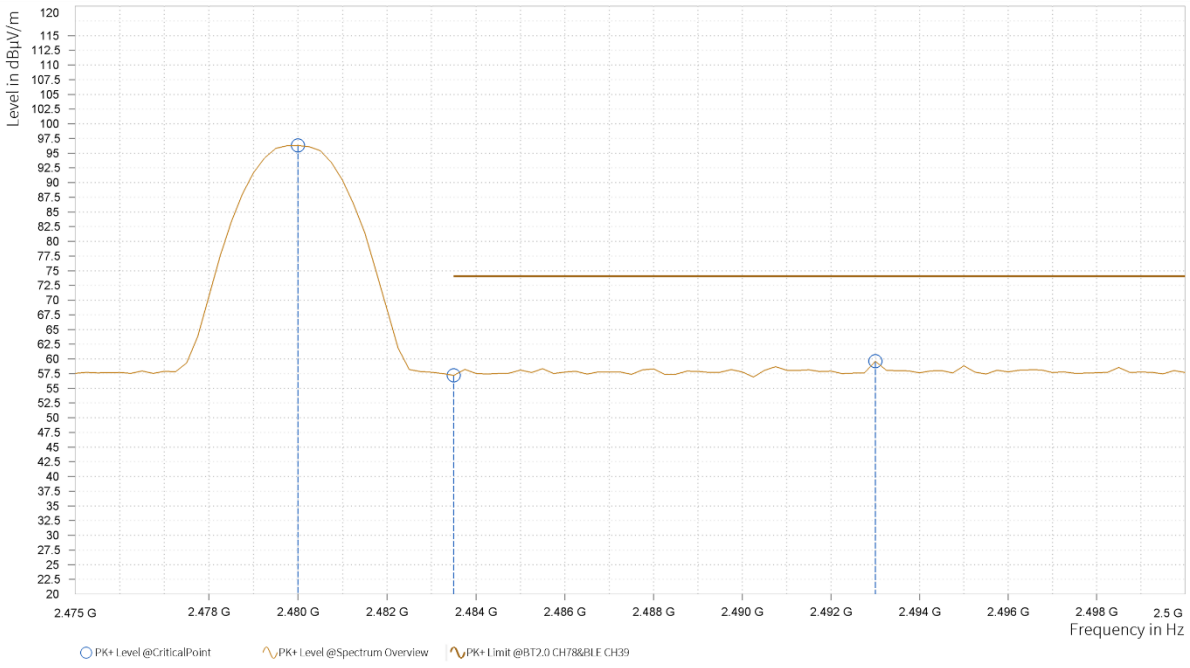

ANTENNA POLARITY & TEST DISTANCE: HORIZONTAL AT 3 M

Rg	Frequency [MHz]	AVG Level [dBµV/m]	AVG Limit [dBµV/m]	AVG Margin [dB]	Correction [dB]	Polarization	Azimuth [deg]	Antenna Height [m]
6	2,480.000	88.59			37.87	H	273.2	1.00
6	2,483.500	43.36	54.00	10.64	37.88	H	94	2.00
6	2,499.500	43.49	54.00	10.51	37.91	H	184.8	2.00

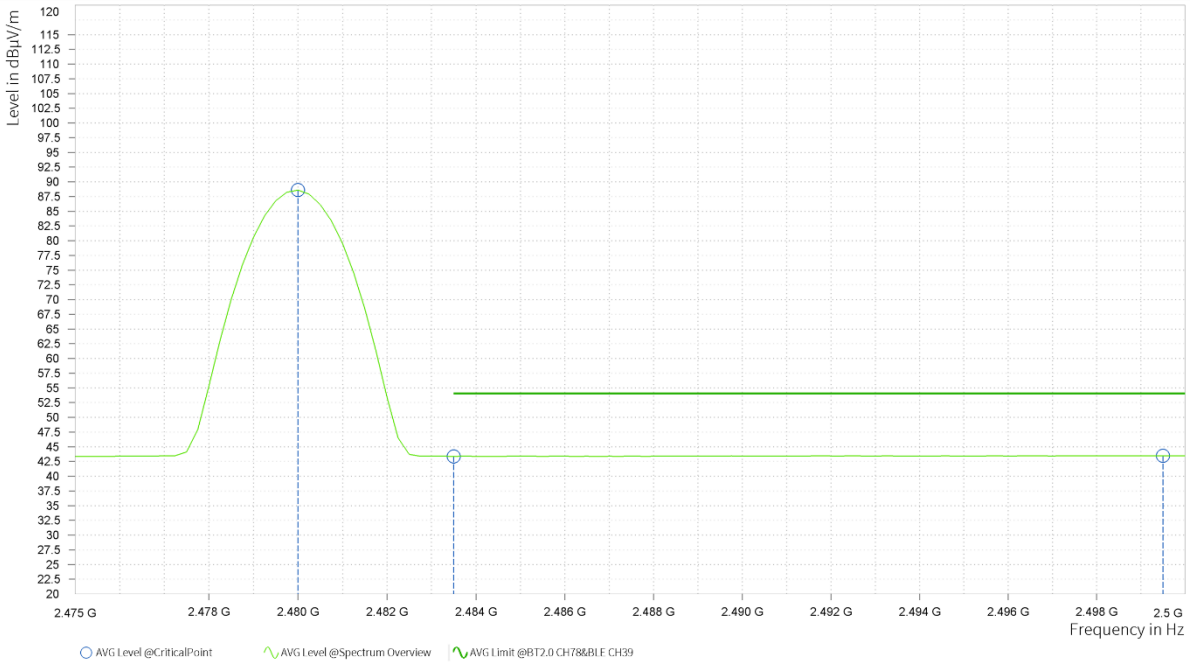

ANTENNA POLARITY & TEST DISTANCE: VERTICAL AT 3 M

Rg	Frequency [MHz]	PK+ Level [dBµV/m]	PK+ Limit [dBµV/m]	PK+ Margin [dB]	Correction [dB]	Polarization	Azimuth [deg]	Antenna Height [m]
6	2,480.000	100.11			37.87	V	174.1	1.00
6	2,483.500	57.68	74.00	16.32	37.88	V	310.4	2.00
6	2,485.500	59.14	74.00	14.86	37.88	V	5.1	1.00

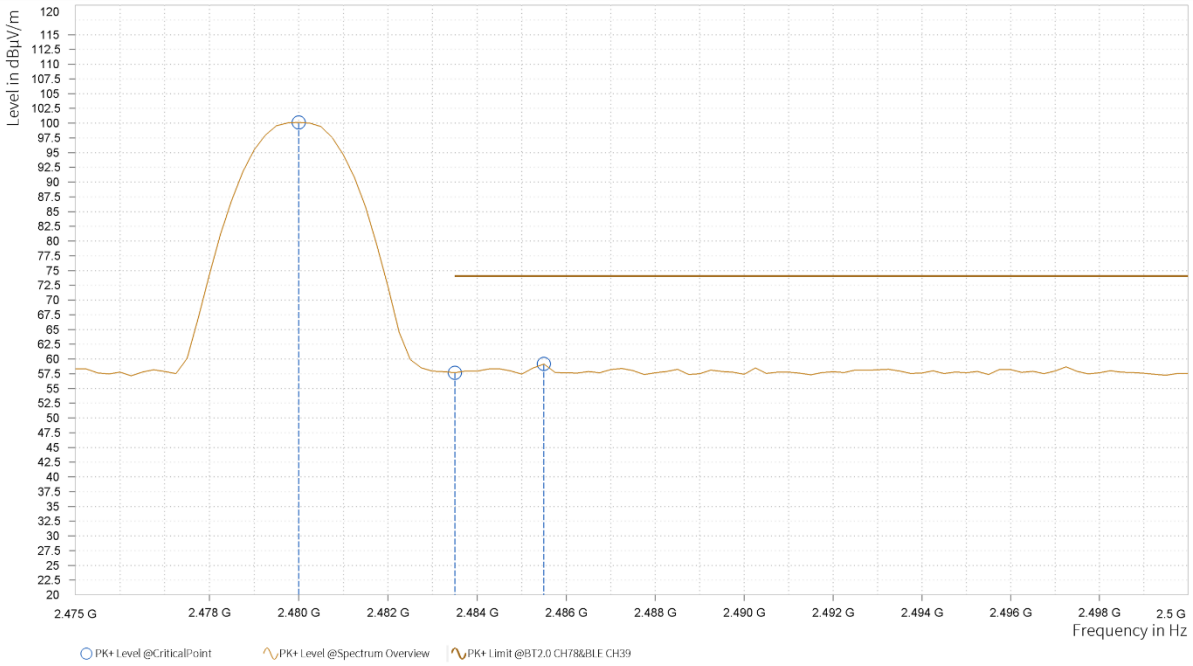

ANTENNA POLARITY & TEST DISTANCE: VERTICAL AT 3 M								
Rg	Frequency [MHz]	AVG Level [dBµV/m]	AVG Limit [dBµV/m]	AVG Margin [dB]	Correction [dB]	Polarization	Azimuth [deg]	Antenna Height [m]
6	2,480.000	91.81			37.87	V	175.3	1.00
6	2,483.500	43.39	54.00	10.61	37.88	V	1	1.00
6	2,498.750	43.56	54.00	10.44	37.91	V	274.5	2.00

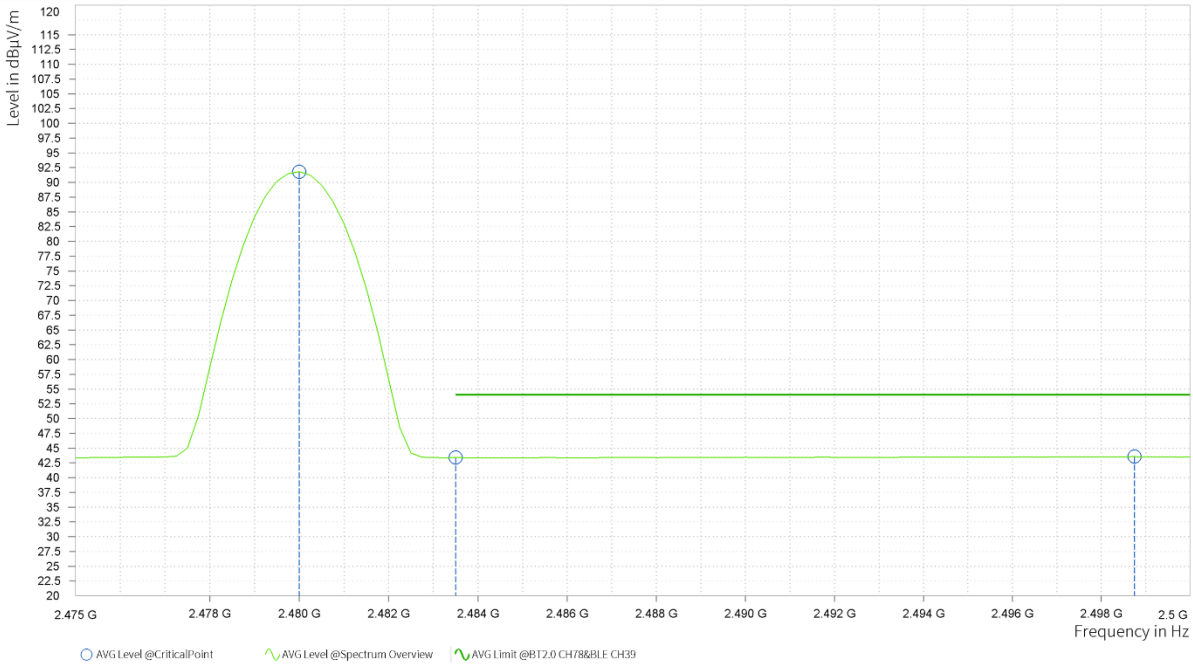

REMARKS:

1. Emission Level = Read Level+ Antenna Factor + Cable Loss- Preamp Factor
2. Margin value = Limit value – Emission level.
3. 2402MHz: Fundamental frequency.

ANT 10:

BT_GFSK			
CHANNEL	TX Channel 0	**DETECTOR FUNCTION**	Peak (PK) Average (AV)
FREQUENCY RANGE	1GHz ~ 25GHz		

ANTENNA POLARITY & TEST DISTANCE: HORIZONTAL AT 3 M

Rg	Frequency [MHz]	PK+ Level [dBμV/m]	PK+ Limit [dBμV/m]	PK+ Margin [dB]	Correction [dB]	Polarization	Azimuth [deg]	Antenna Height [m]
5	2,311.500	57.59	74.00	16.41	36.94	H	13.4	2.00
5	2,390.000	57.16	74.00	16.84	37.10	H	6.6	1.00
5	2,402.500	91.58			37.27	H	187.2	2.00

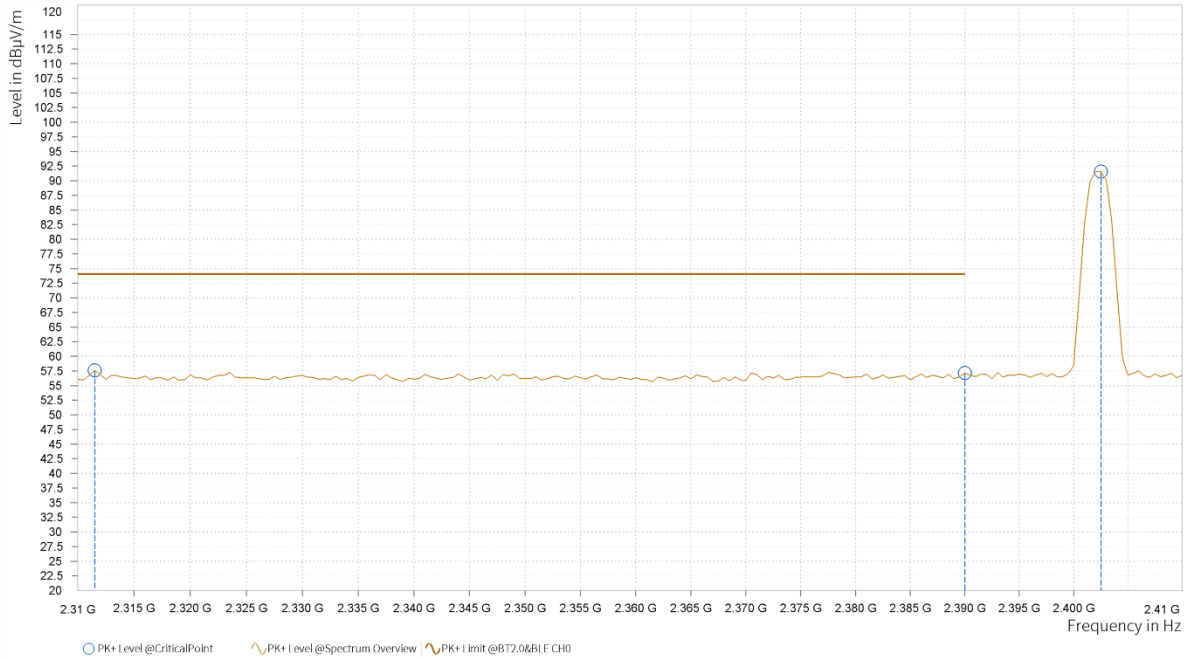

ANTENNA POLARITY & TEST DISTANCE: HORIZONTAL AT 3 M

Rg	Frequency [MHz]	AVG Level [dBµV/m]	AVG Limit [dBµV/m]	AVG Margin [dB]	Correction [dB]	Polarization	Azimuth [deg]	Antenna Height [m]
5	2,389.000	42.40	54.00	11.60	37.08	H	1	1.00
5	2,390.000	42.39	54.00	11.61	37.10	H	129.8	1.00
5	2,402.500	88.96			37.27	H	264.9	1.00

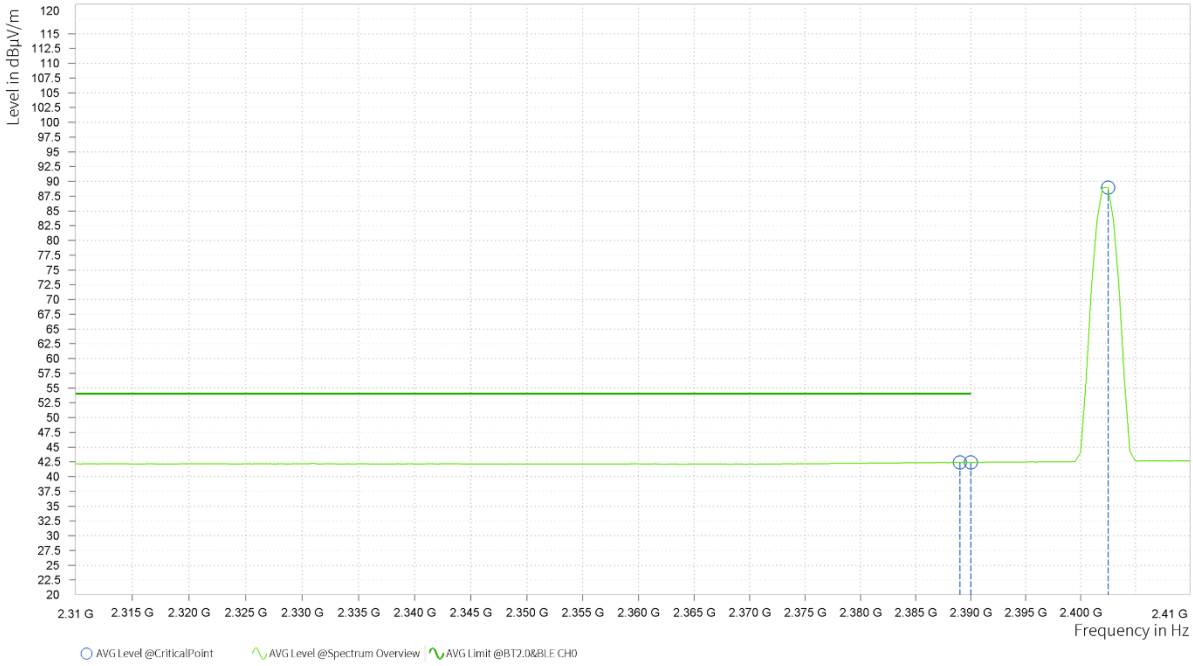

ANTENNA POLARITY & TEST DISTANCE: VERTICAL AT 3 M

Rg	Frequency [MHz]	PK+ Level [dBμV/m]	PK+ Limit [dBμV/m]	PK+ Margin [dB]	Correction [dB]	Polarization	Azimuth [deg]	Antenna Height [m]
5	2,334.500	57.97	74.00	16.03	36.91	V	52.1	2.00
5	2,390.000	56.48	74.00	17.52	37.10	V	355.5	2.00
5	2,402.500	94.68			37.27	V	142.9	2.00

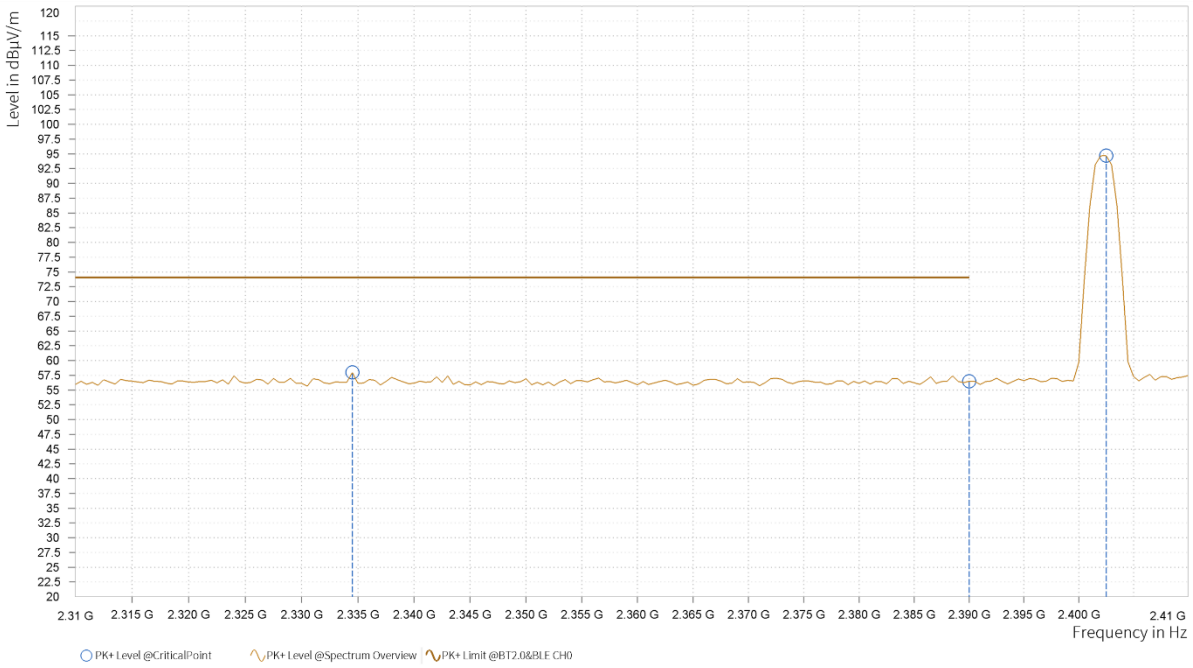

ANTENNA POLARITY & TEST DISTANCE: VERTICAL AT 3 M

Rg	Frequency [MHz]	AVG Level [dBμV/m]	AVG Limit [dBμV/m]	AVG Margin [dB]	Correction [dB]	Polarization	Azimuth [deg]	Antenna Height [m]
5	2,387.500	42.42	54.00	11.58	37.06	V	5.1	1.00
5	2,390.000	42.40	54.00	11.60	37.10	V	359	1.00
5	2,402.000	91.79			37.26	V	89.2	2.00

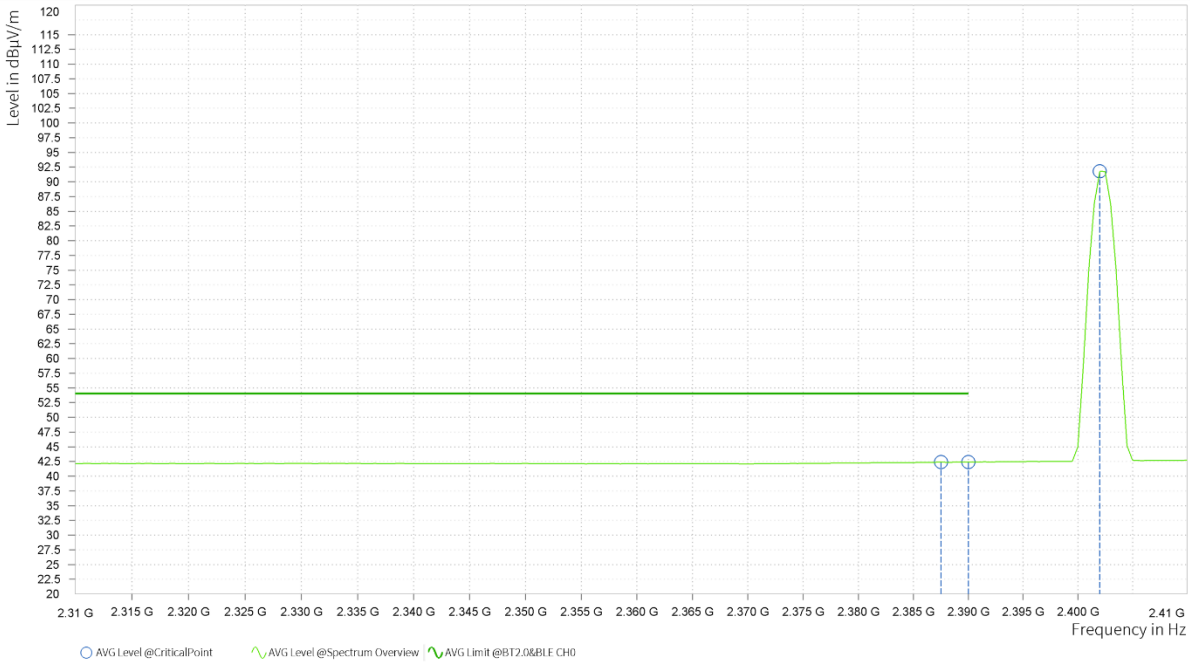

REMARKS:

4. Emission Level = Read Level+ Antenna Factor + Cable Loss- Preamp Factor
5. Margin value = Limit value – Emission level.
6. 2402MHz: Fundamental frequency.

CHANNEL	TX Channel 39	DETECTOR FUNCTION	Peak (PK) Average (AV)
FREQUENCY RANGE	1GHz ~ 25GHz		

ANTENNA POLARITY & TEST DISTANCE: HORIZONTAL AT 3 M

Rg	Frequency [MHz]	PK+ Level [dBµV/m]	PK+ Limit [dBµV/m]	PK+ Margin [dB]	AVG Level [dBµV/m]	AVG Limit [dBµV/m]	AVG Margin [dB]	Correction [dB]	Polarization	Azimuth [deg]	Antenna Height [m]
2	4,882.000	50.22	74.00	23.78	38.77	54.00	15.23	14.77	H	359	2.00
2	7,323.000	55.58	74.00	18.42	44.74	54.00	9.26	21.12	H	263.9	2.00

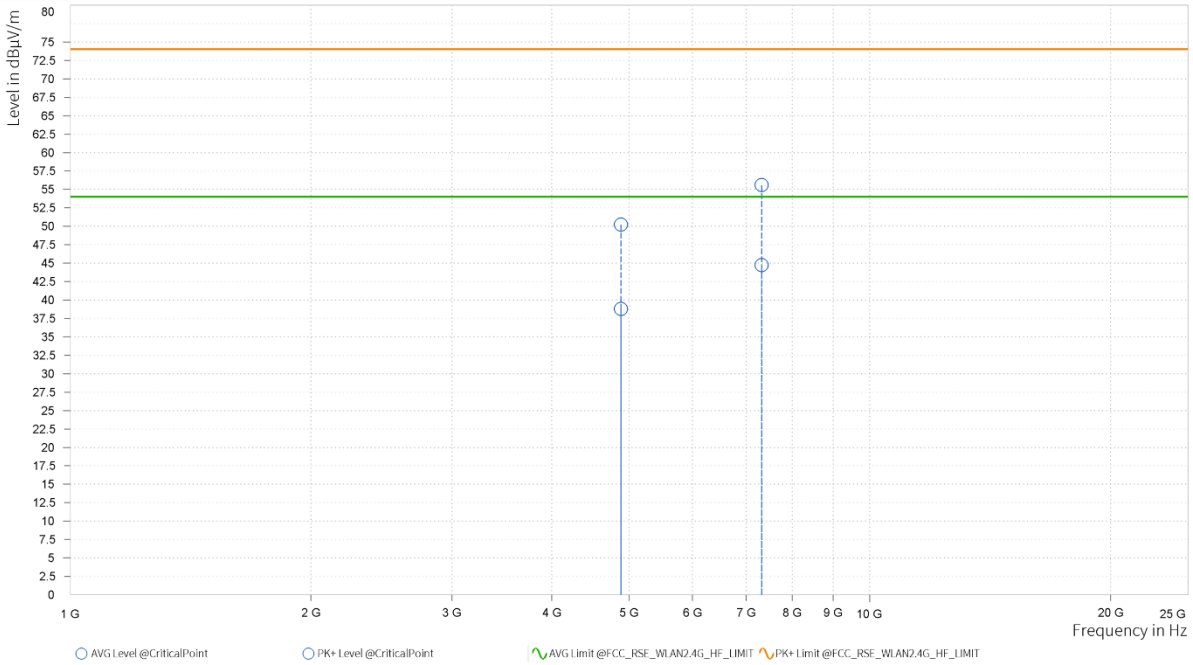

ANTENNA POLARITY & TEST DISTANCE: VERTICAL AT 3 M

Rg	Frequency [MHz]	PK+ Level [dBµV/m]	PK+ Limit [dBµV/m]	PK+ Margin [dB]	AVG Level [dBµV/m]	AVG Limit [dBµV/m]	AVG Margin [dB]	Correction [dB]	Polarization	Azimuth [deg]	Antenna Height [m]
2	4,882.000	49.76	74.00	24.24	38.74	54.00	15.26	14.77	V	14.1	2.00
2	7,323.000	56.31	74.00	17.69	44.65	54.00	9.35	21.12	V	267.5	2.00

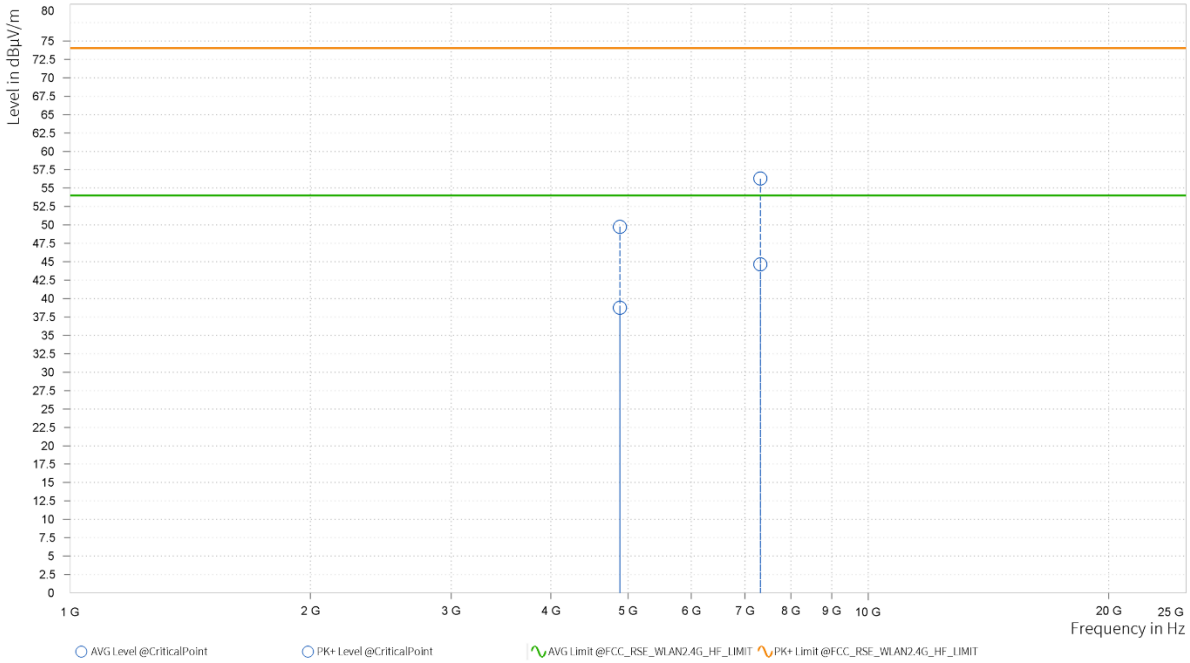

CHANNEL	TX Channel 78	DETECTOR FUNCTION	Peak (PK) Average (AV)
FREQUENCY RANGE	1GHz ~ 25GHz		

ANTENNA POLARITY & TEST DISTANCE: HORIZONTAL AT 3 M

Rg	Frequency [MHz]	PK+ Level [dBμV/m]	PK+ Limit [dBμV/m]	PK+ Margin [dB]	Correction [dB]	Polarization	Azimuth [deg]	Antenna Height [m]
6	2,479.750	93.90			37.87	H	264.8	1.00
6	2,483.500	58.63	74.00	15.37	37.88	H	230.2	2.00
6	2,499.750	58.94	74.00	15.06	37.91	H	359	2.00

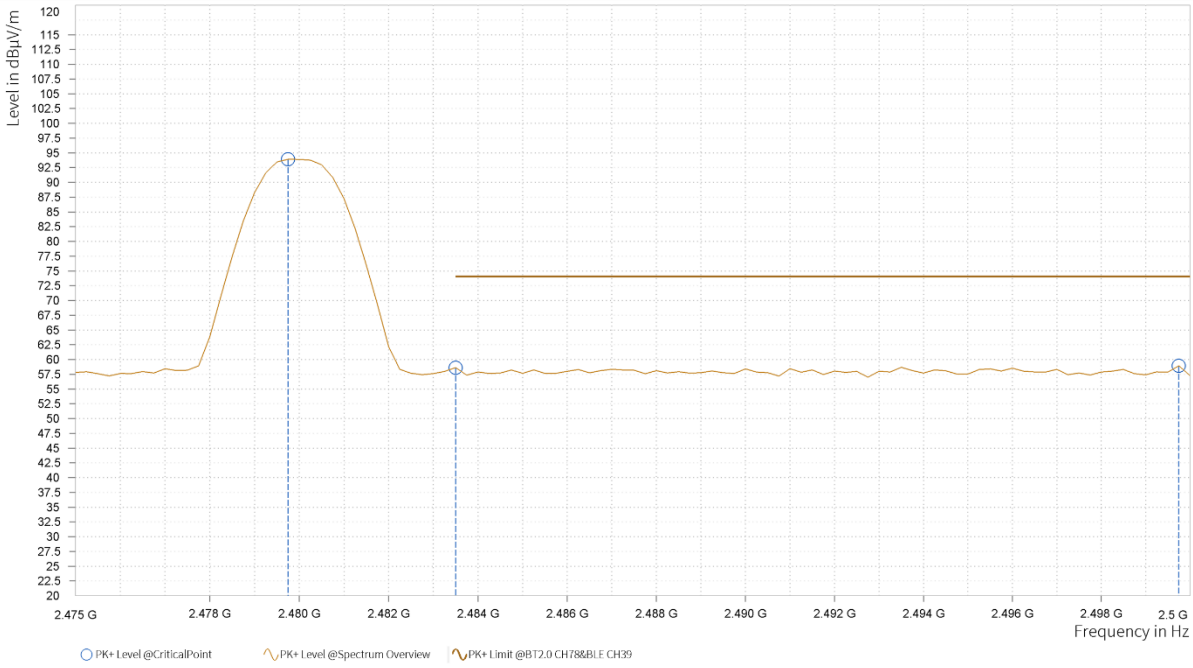

ANTENNA POLARITY & TEST DISTANCE: HORIZONTAL AT 3 M

Rg	Frequency [MHz]	AVG Level [dBµV/m]	AVG Limit [dBµV/m]	AVG Margin [dB]	Correction [dB]	Polarization	Azimuth [deg]	Antenna Height [m]
6	2,480.000	89.01			37.87	H	331.8	2.00
6	2,483.500	43.36	54.00	10.64	37.88	H	83.3	1.00
6	2,493.750	43.49	54.00	10.51	37.90	H	220.6	2.00

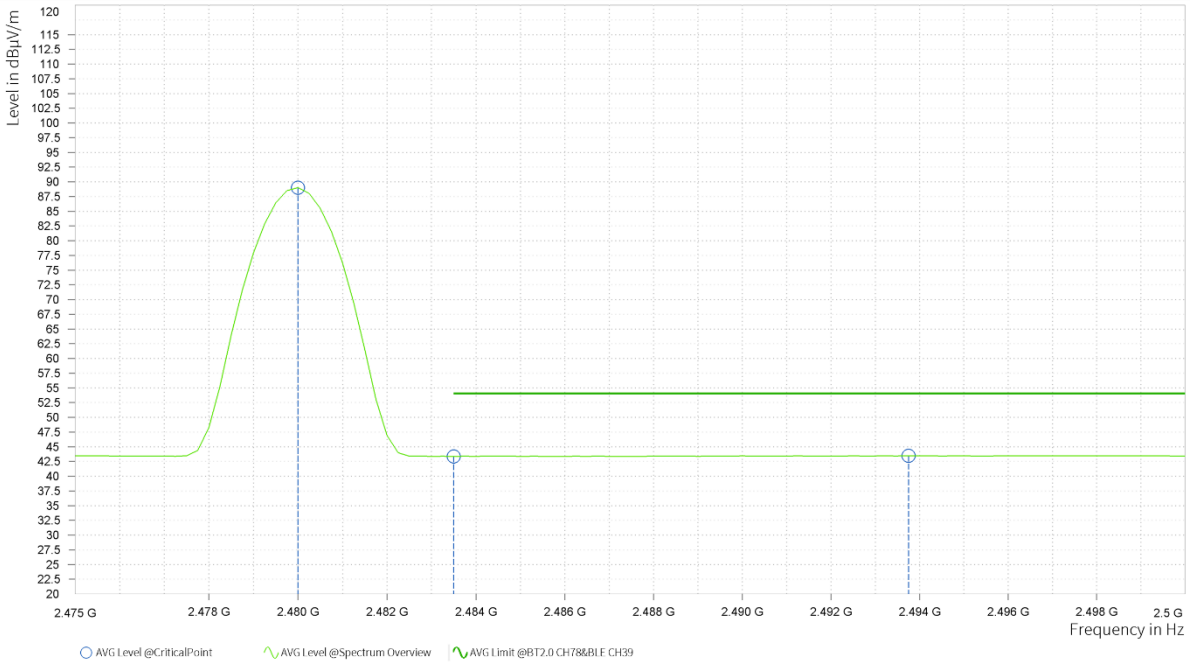

ANTENNA POLARITY & TEST DISTANCE: VERTICAL AT 3 M

Rg	Frequency [MHz]	PK+ Level [dBµV/m]	PK+ Limit [dBµV/m]	PK+ Margin [dB]	Correction [dB]	Polarization	Azimuth [deg]	Antenna Height [m]
6	2,479.750	99.61			37.87	V	274.5	2.00
6	2,483.500	57.78	74.00	16.22	37.88	V	229.1	2.00
6	2,485.750	58.74	74.00	15.26	37.89	V	40.2	1.00

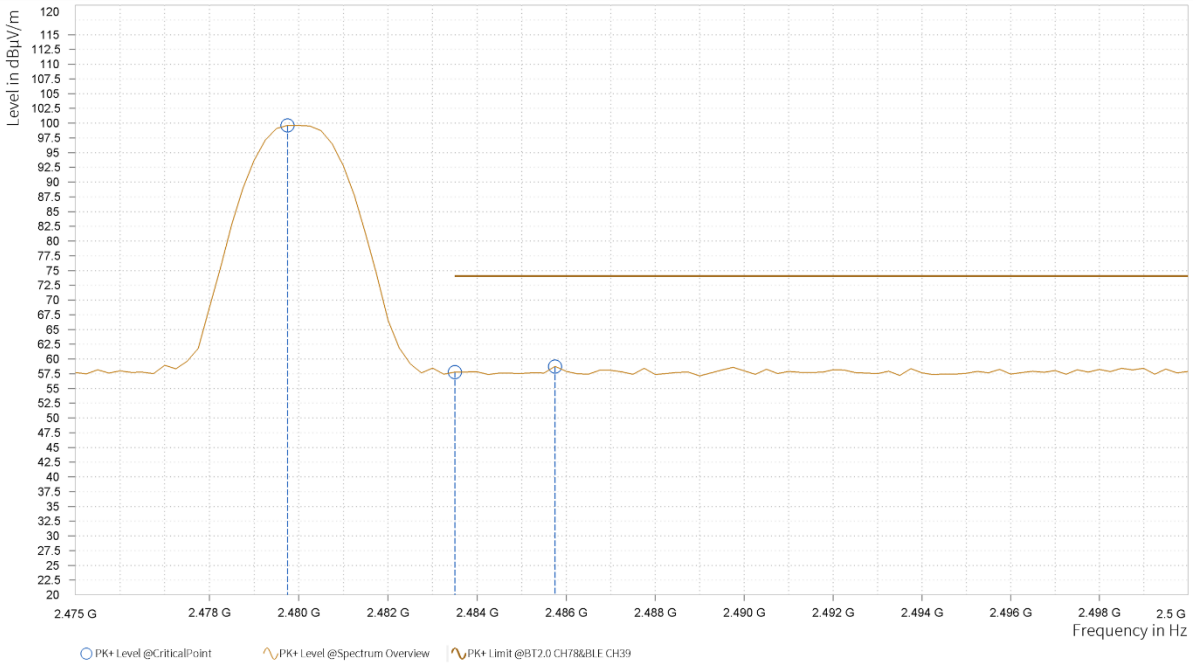

ANTENNA POLARITY & TEST DISTANCE: VERTICAL AT 3 M								
Rg	Frequency [MHz]	AVG Level [dBµV/m]	AVG Limit [dBµV/m]	AVG Margin [dB]	Correction [dB]	Polarization	Azimuth [deg]	Antenna Height [m]
6	2,480.000	96.31			37.87	V	137	2.00
6	2,483.500	43.37	54.00	10.63	37.88	V	274.5	2.00
6	2,498.500	43.56	54.00	10.44	37.91	V	274.5	2.00

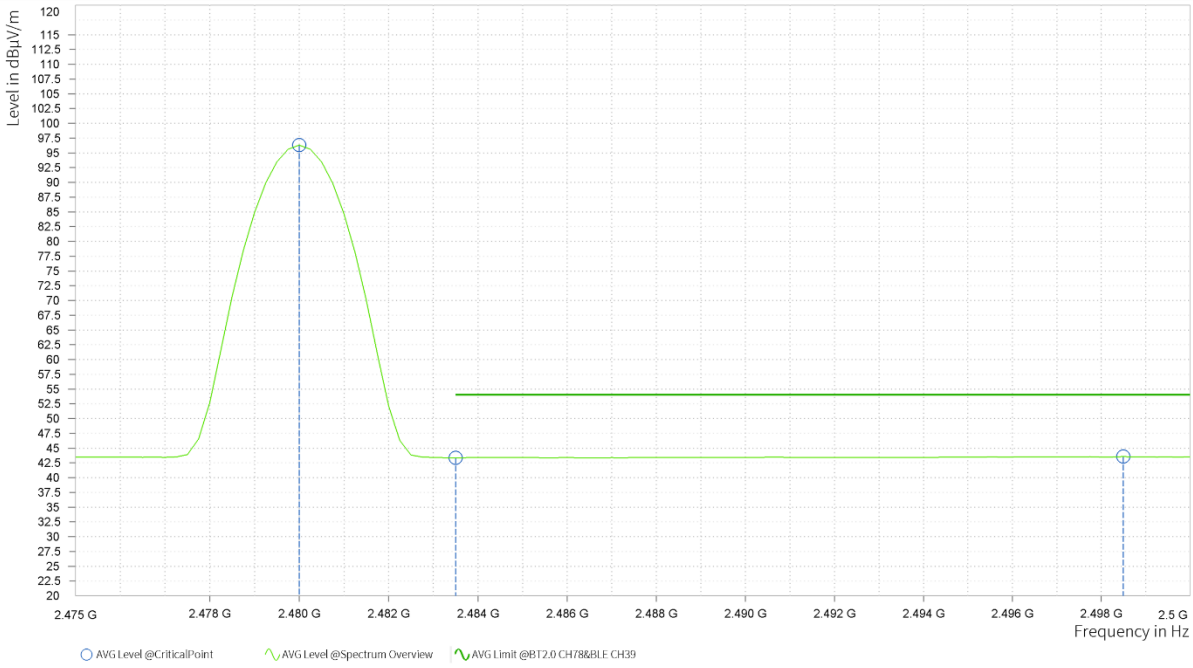

REMARKS:

4. Emission Level = Read Level+ Antenna Factor + Cable Loss- Preamp Factor
5. Margin value = Limit value – Emission level.
6. 2480MHz: Fundamental frequency.

BT_π/4-DQPSK			
CHANNEL	TX Channel 0	DETECTOR FUNCTION	Peak (PK) Average (AV)
FREQUENCY RANGE	1GHz ~ 25GHz		

ANTENNA POLARITY & TEST DISTANCE: HORIZONTAL AT 3 M

Rg	Frequency [MHz]	PK+ Level [dBμV/m]	PK+ Limit [dBμV/m]	PK+ Margin [dB]	Correction [dB]	Polarization	Azimuth [deg]	Antenna Height [m]
5	2,387.500	57.27	74.00	16.73	37.06	H	1	1.00
5	2,390.000	56.25	74.00	17.75	37.10	H	4.4	1.00
5	2,402.500	94.07			37.27	H	267.2	1.00

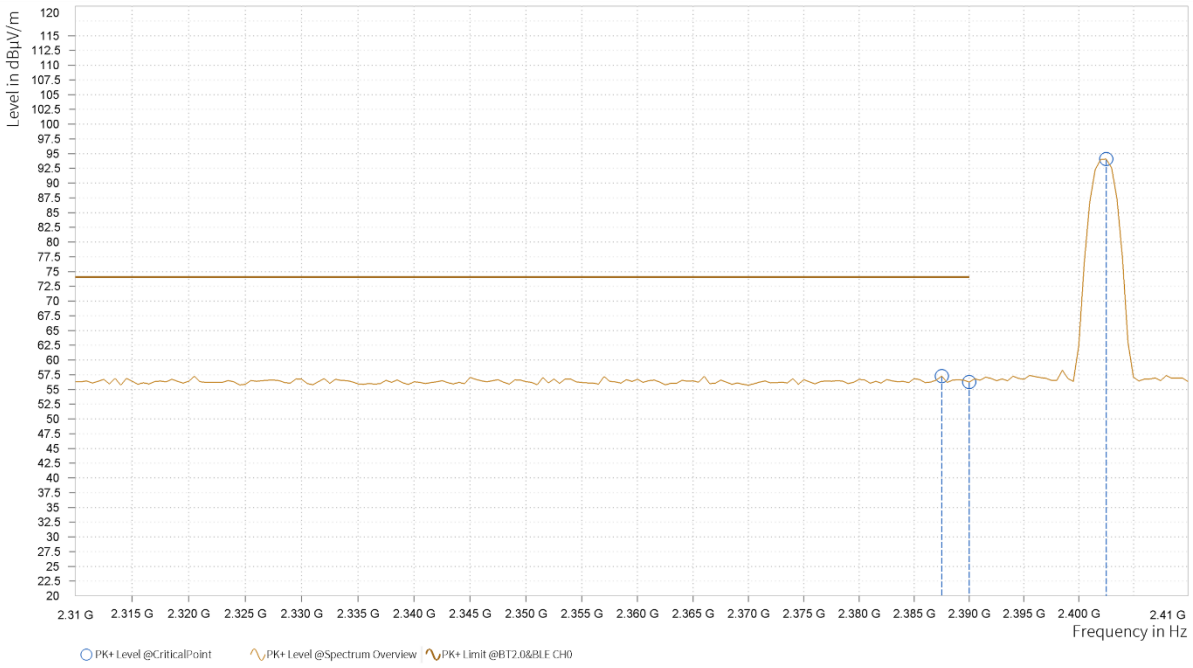

ANTENNA POLARITY & TEST DISTANCE: HORIZONTAL AT 3 M

Rg	Frequency [MHz]	AVG Level [dBµV/m]	AVG Limit [dBµV/m]	AVG Margin [dB]	Correction [dB]	Polarization	Azimuth [deg]	Antenna Height [m]
5	2,389.000	42.39	54.00	11.61	37.08	H	359	2.00
5	2,390.000	42.41	54.00	11.59	37.10	H	359.1	1.00
5	2,402.500	83.27			37.27	H	184.8	2.00

ANTENNA POLARITY & TEST DISTANCE: VERTICAL AT 3 M

Rg	Frequency [MHz]	PK+ Level [dBμV/m]	PK+ Limit [dBμV/m]	PK+ Margin [dB]	Correction [dB]	Polarization	Azimuth [deg]	Antenna Height [m]
5	2,341.000	57.39	74.00	16.61	36.90	V	220.7	1.00
5	2,390.000	56.21	74.00	17.79	37.10	V	1	1.00
5	2,402.500	94.27			37.27	V	107.1	2.00

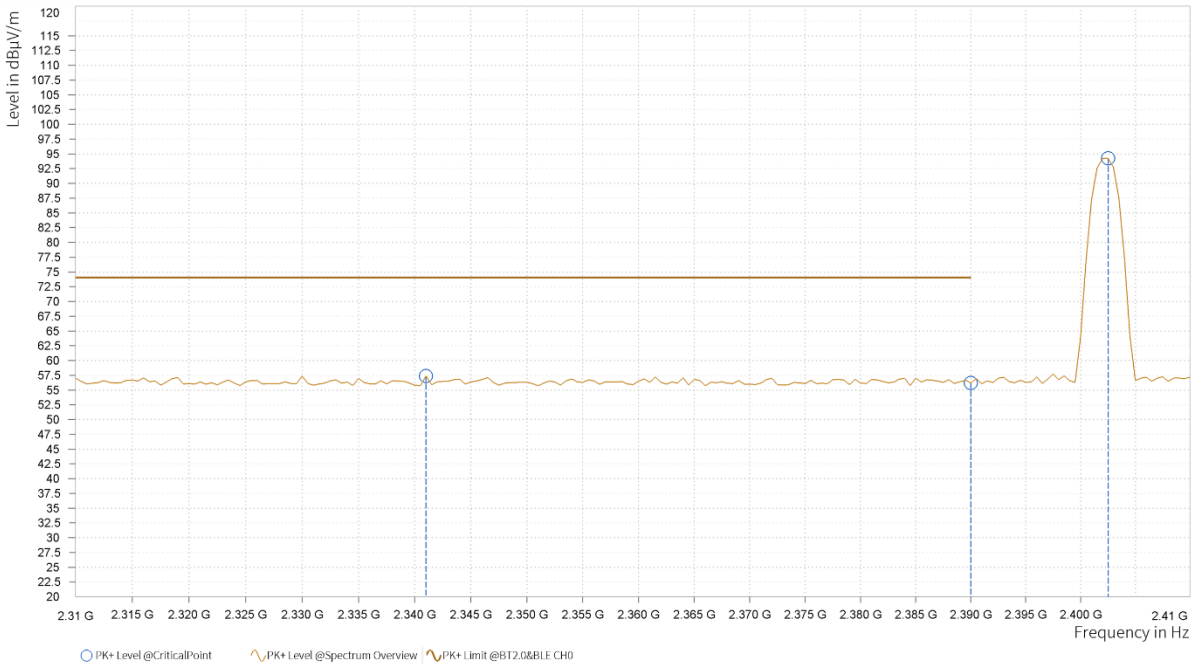

ANTENNA POLARITY & TEST DISTANCE: VERTICAL AT 3 M								
Rg	Frequency [MHz]	AVG Level [dBμV/m]	AVG Limit [dBμV/m]	AVG Margin [dB]	Correction [dB]	Polarization	Azimuth [deg]	Antenna Height [m]
5	2,389.500	42.40	54.00	11.60	37.09	V	10.7	2.00
5	2,390.000	42.38	54.00	11.62	37.10	V	40.2	1.00
5	2,402.000	85.97			37.26	V	85.7	1.00

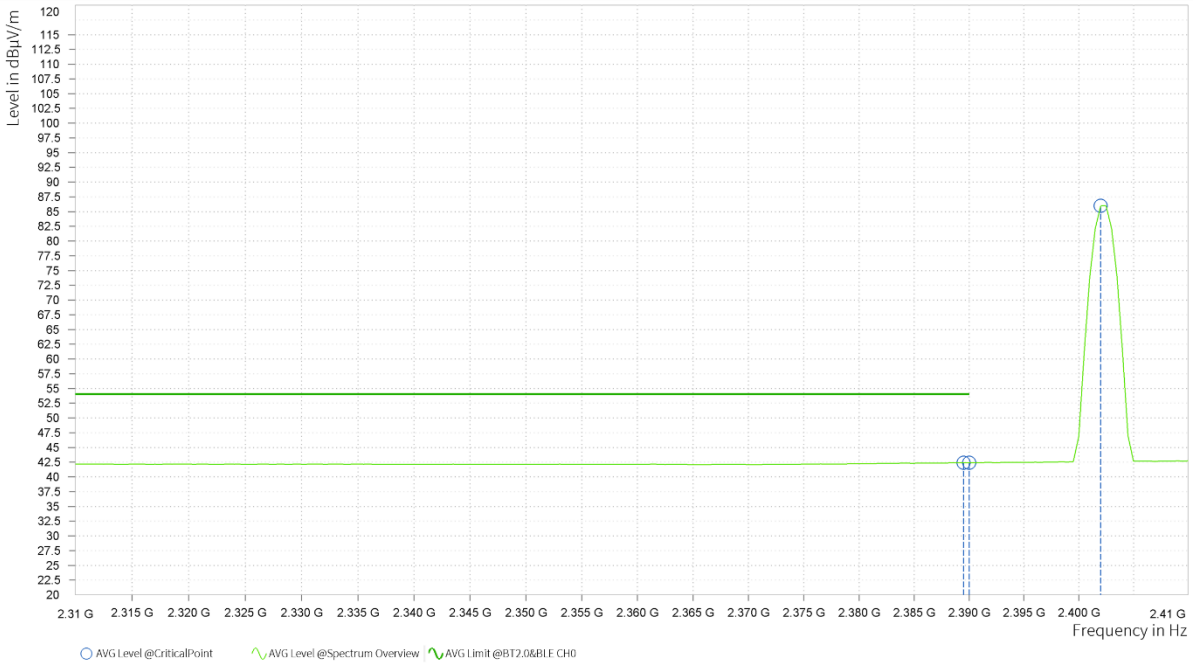

REMARKS:

4. Emission Level = Read Level+ Antenna Factor + Cable Loss- Preamp Factor
5. Margin value = Limit value – Emission level.
6. 2402MHz: Fundamental frequency.

CHANNEL	TX Channel 39	DETECTOR FUNCTION	Peak (PK) Average (AV)
FREQUENCY RANGE	1GHz ~ 25GHz		

ANTENNA POLARITY & TEST DISTANCE: HORIZONTAL AT 3 M

Rg	Frequency [MHz]	PK+ Level [dBμV/m]	PK+ Limit [dBμV/m]	PK+ Margin [dB]	AVG Level [dBμV/m]	AVG Limit [dBμV/m]	AVG Margin [dB]	Correction [dB]	Polarization	Azimuth [deg]	Antenna Height [m]
2	4,882.000	50.67	74.00	23.33	38.68	54.00	15.32	14.77	H	359.1	1.00
2	7,323.000	55.55	74.00	18.45	44.89	54.00	9.11	21.12	H	267.6	2.00

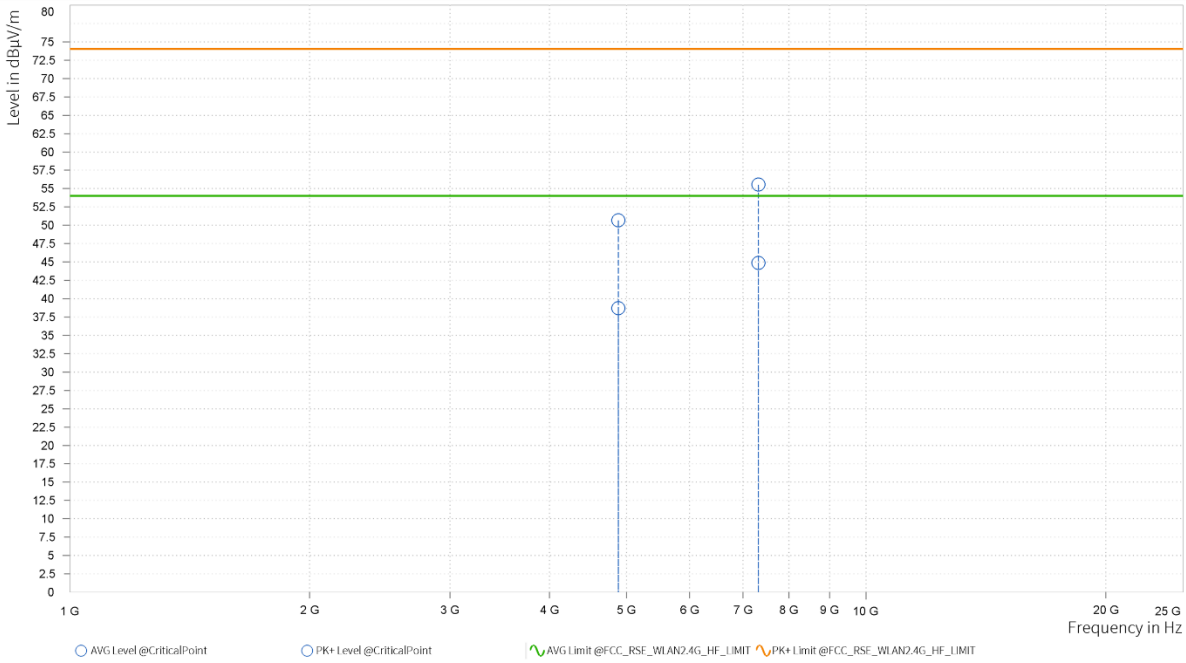

ANTENNA POLARITY & TEST DISTANCE: VERTICAL AT 3 M

Rg	Frequency [MHz]	PK+ Level [dBµV/m]	PK+ Limit [dBµV/m]	PK+ Margin [dB]	AVG Level [dBµV/m]	AVG Limit [dBµV/m]	AVG Margin [dB]	Correction [dB]	Polarization	Azimuth [deg]	Antenna Height [m]
2	4,882.000	49.73	74.00	24.27	38.52	54.00	15.48	14.77	V	268.6	2.00
2	7,323.000	56.22	74.00	17.78	44.78	54.00	9.22	21.12	V	114	1.00

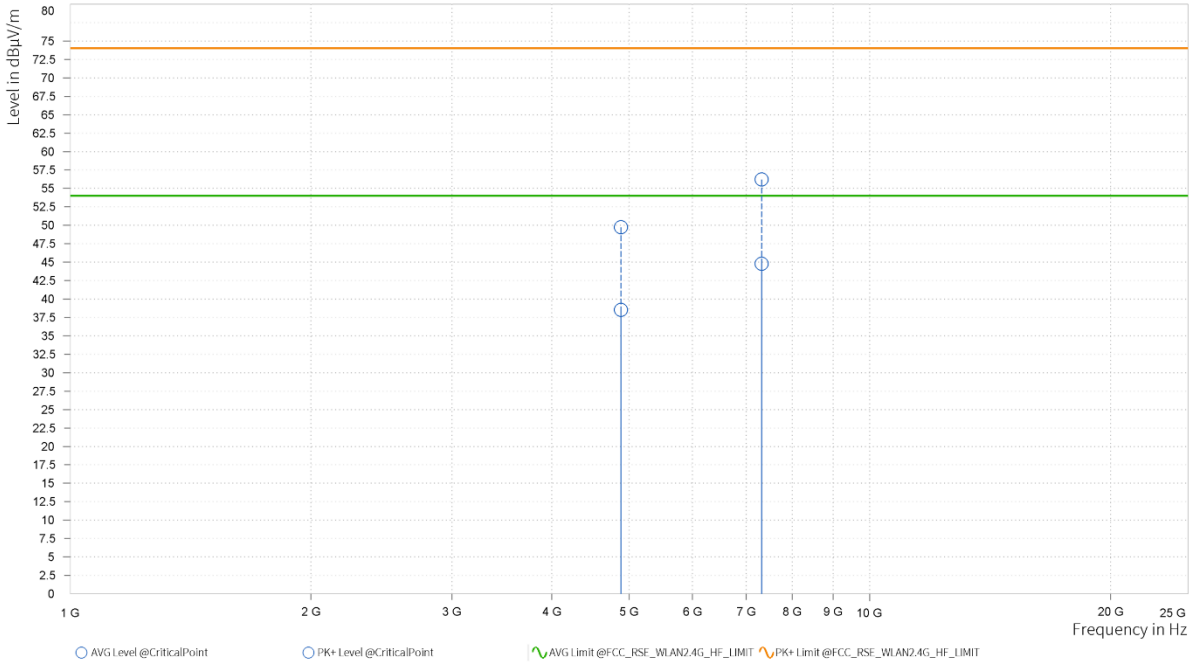

CHANNEL	TX Channel 78	DETECTOR FUNCTION	Peak (PK) Average (AV)
FREQUENCY RANGE	1GHz ~ 25GHz		

ANTENNA POLARITY & TEST DISTANCE: HORIZONTAL AT 3 M

Rg	Frequency [MHz]	PK+ Level [dBμV/m]	PK+ Limit [dBμV/m]	PK+ Margin [dB]	Correction [dB]	Polarization	Azimuth [deg]	Antenna Height [m]
6	2,479.750	94.37			37.87	H	355	2.00
6	2,483.500	57.60	74.00	16.40	37.88	H	359	2.00
6	2,499.750	58.64	74.00	15.36	37.91	H	1	1.00

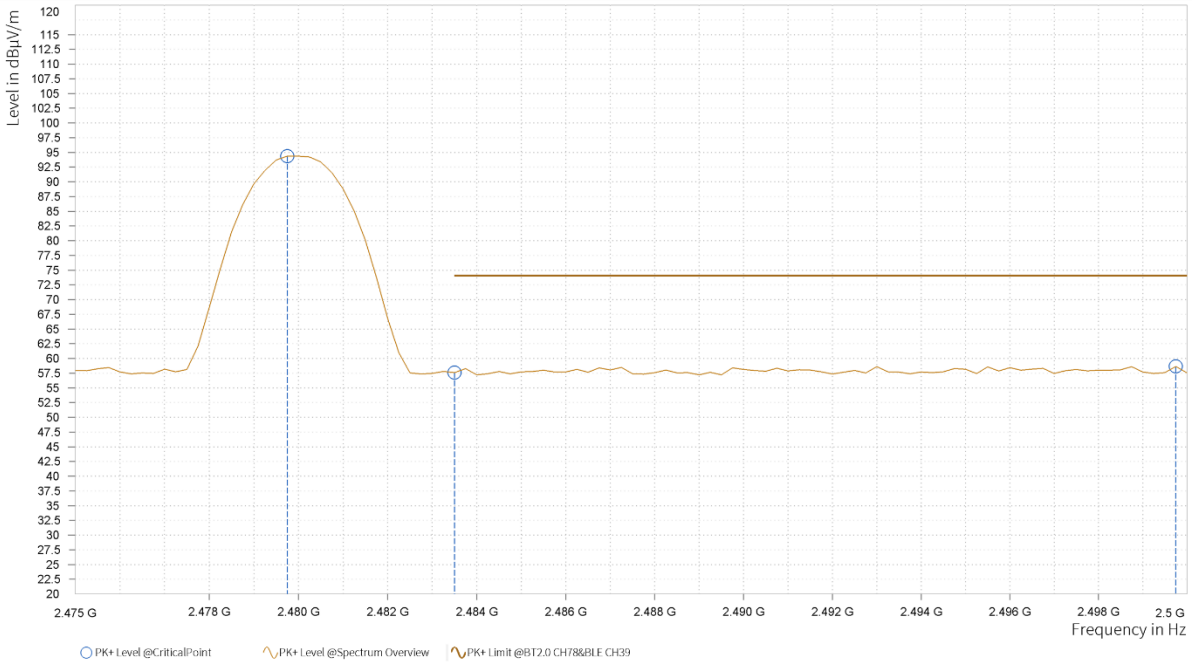

ANTENNA POLARITY & TEST DISTANCE: HORIZONTAL AT 3 M

Rg	Frequency [MHz]	AVG Level [dBµV/m]	AVG Limit [dBµV/m]	AVG Margin [dB]	Correction [dB]	Polarization	Azimuth [deg]	Antenna Height [m]
6	2,480.000	86.63			37.87	H	355	2.00
6	2,483.500	43.36	54.00	10.64	37.88	H	5.8	1.00
6	2,495.750	43.51	54.00	10.49	37.90	H	176.5	2.00

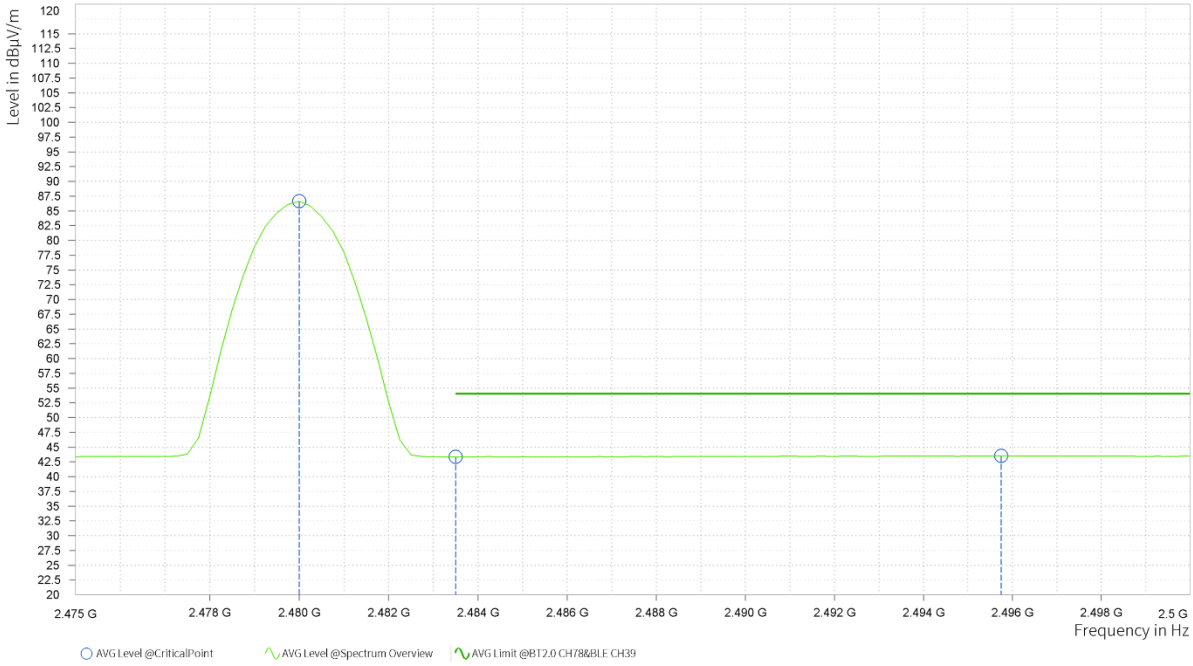

ANTENNA POLARITY & TEST DISTANCE: VERTICAL AT 3 M

Rg	Frequency [MHz]	PK+ Level [dBµV/m]	PK+ Limit [dBµV/m]	PK+ Margin [dB]	Correction [dB]	Polarization	Azimuth [deg]	Antenna Height [m]
6	2,479.750	100.27			37.87	V	231.4	1.00
6	2,483.500	57.86	74.00	16.14	37.88	V	1	2.00
6	2,497.500	59.08	74.00	14.92	37.91	V	321.1	1.00

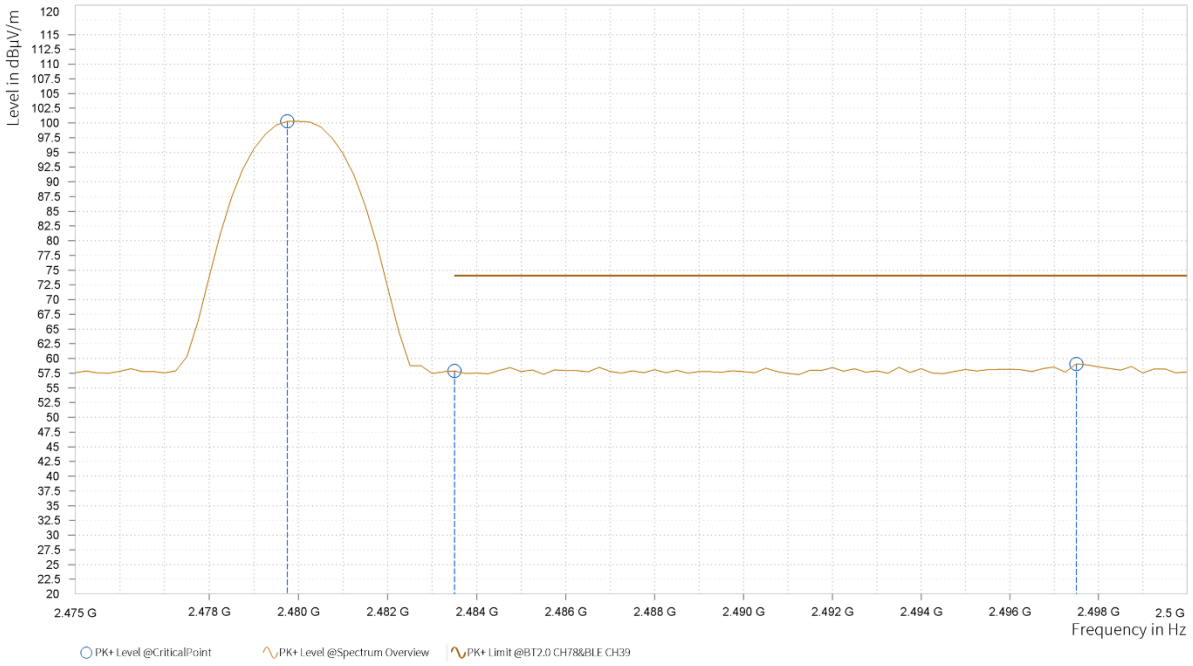

ANTENNA POLARITY & TEST DISTANCE: VERTICAL AT 3 M								
Rg	Frequency [MHz]	AVG Level [dBµV/m]	AVG Limit [dBµV/m]	AVG Margin [dB]	Correction [dB]	Polarization	Azimuth [deg]	Antenna Height [m]
6	2,480.000	93.26			37.87	V	138.2	2.00
6	2,483.500	43.39	54.00	10.61	37.88	V	41.4	1.00
6	2,497.250	43.55	54.00	10.45	37.91	V	273.2	2.00

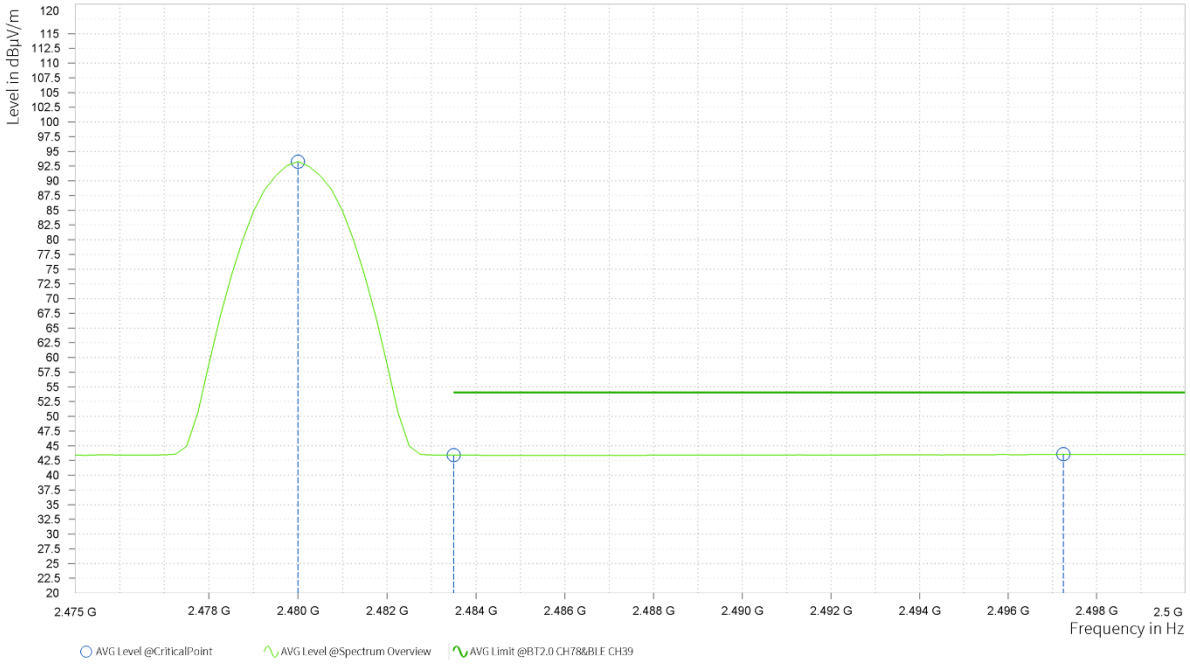

REMARKS:

4. Emission Level = Read Level+ Antenna Factor + Cable Loss- Preamp Factor
5. Margin value = Limit value – Emission level.
6. 2480MHz: Fundamental frequency.

BT_8DPSK			
CHANNEL	TX Channel 0	DETECTOR FUNCTION	Peak (PK) Average (AV)
FREQUENCY RANGE	1GHz ~ 25GHz		

ANTENNA POLARITY & TEST DISTANCE: HORIZONTAL AT 3 M
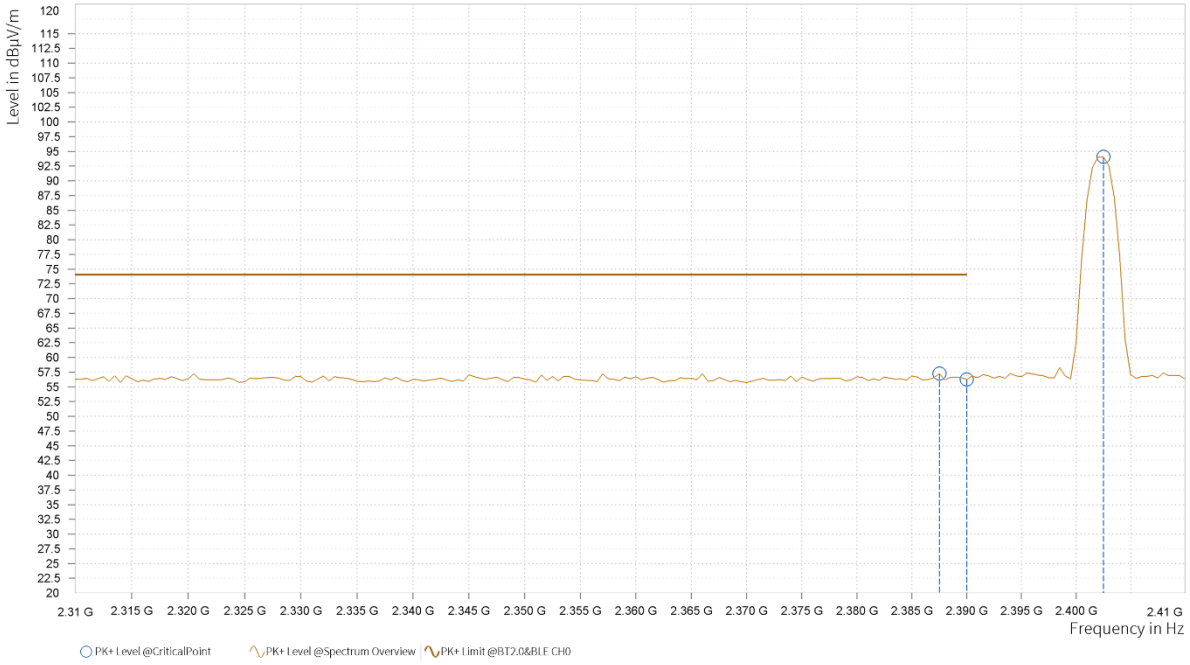
Rg	Frequency [MHz]	PK+ Level [dBµV/m]	PK+ Limit [dBµV/m]	PK+ Margin [dB]	Correction [dB]	Polarization	Azimuth [deg]	Antenna Height [m]
5	2,387.500	57.27	74.00	16.73	37.06	H	1	1.00
5	2,390.000	56.25	74.00	17.75	37.10	H	4.4	1.00
5	2,402.500	94.07			37.27	H	267.2	1.00