Mode	69	
	Band Edge - R	
	U-NII-3_5.725-5.85_802.11n HT40_CH159_Full_5795MHz	
ANT	9	
Pol.	Horizontal	Fundamental
Peak	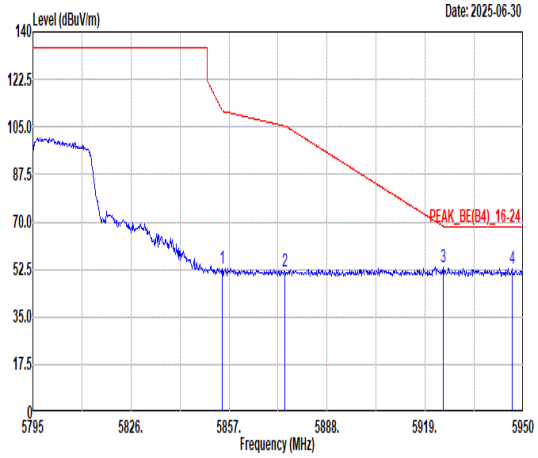 Freq Level Limit Line Margin (dB) Read Level Ant Factor Cable Loss Preamp Factor APos TPos Remark MHz dBuV/m dBuV/m dBuV dB/m dB dB cm deg 1 5854.83 52.75 111.19 -58.44 38.25 36.51 10.83 32.84 100 297 PEAK 2 5874.52 51.75 105.34 -53.59 37.21 36.55 10.84 32.85 100 297 PEAK 3 5924.74 53.28 68.40 -15.12 38.61 36.65 10.89 32.87 100 297 PEAK 4 5946.44 52.91 68.30 -15.39 38.18 36.69 10.92 32.88 100 297 PEAK	Blank

Mode	69
	Band Edge - L
	U-NII-3_5.725-5.85_802.11n HT40_CH159_Full_5795MHz
ANT	9

Pol.	Vertical	Fundamental
Peak	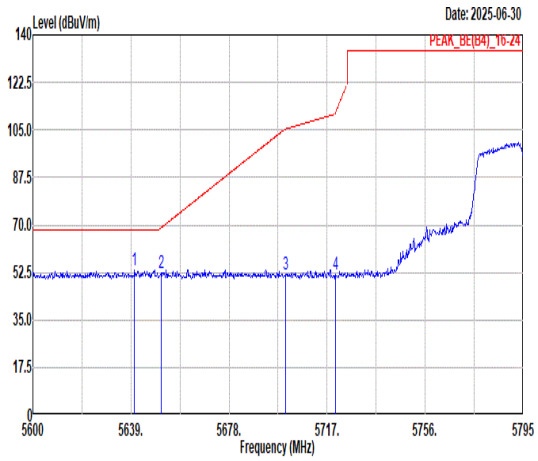 Freq Level Limit Line Margin (dB) Read Level Ant Factor Cable Loss Preamp Factor APos TPos Remark MHz dBuV/m dBuV/m dBuV dB/m dB dB cm deg 1 5640.37 53.50 68.30 -14.80 39.02 36.46 10.78 32.76 328 235 PEAK 2 5651.09 52.18 69.11 -16.93 37.63 36.50 10.81 32.76 328 235 PEAK 3 5700.43 52.01 105.32 -53.31 37.30 36.60 10.89 32.78 328 235 PEAK 4 5720.32 51.63 111.52 -59.89 36.90 36.64 10.88 32.79 328 235 PEAK	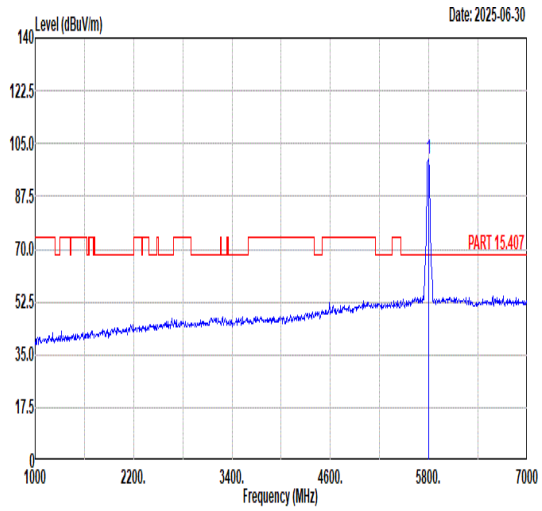 Freq Level Limit Line Margin (dB) Read Level Ant Factor Cable Loss Preamp Factor APos TPos Remark MHz dBuV/m dBuV/m dBuV dB/m dB dB cm deg 1 5795.00 99.78 ------ ------ 85.17 36.61 10.82 32.82 328 235 PEAK
Avg	Blank	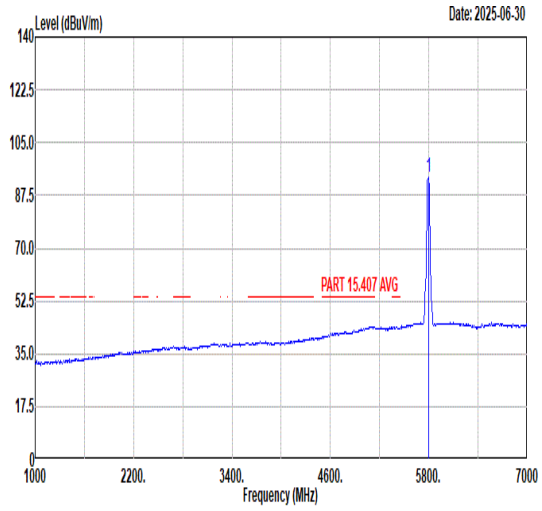 Freq Level Limit Line Margin (dB) Read Level Ant Factor Cable Loss Preamp Factor APos TPos Remark MHz dBuV/m dBuV/m dBuV dB/m dB dB cm deg 1 5795.00 93.50 ------ ------ 78.89 36.61 10.82 32.82 328 235 AVERAGE

Mode	69	
	Band Edge - R	
	U-NII-3_5.725-5.85_802.11n HT40_CH159_Full_5795MHz	
ANT	9	
Pol.	Vertical	Fundamental
Peak	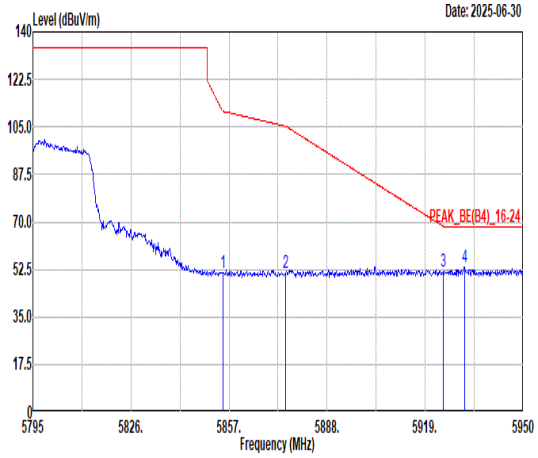 Freq Level Limit Line Margin (dB) Read Level Ant Factor Cable Loss Preamp Factor APos TPos Remark MHz dBuV/m dBuV/m dBuV dB/m dB dB cm deg 1 5854.99 51.01 110.83 -59.82 36.51 36.51 10.83 32.84 328 235 PEAK 2 5874.98 51.25 105.21 -53.96 36.71 36.55 10.84 32.85 328 235 PEAK 3 5924.74 51.87 68.40 -16.53 37.20 36.65 10.89 32.87 328 235 PEAK 4 5931.40 53.23 68.30 -15.07 38.54 36.66 10.90 32.87 328 235 PEAK	Blank

Mode	69	
	Harmonic	
	U-NII-3_5.725-5.85_802.11n HT40_CH159_Full_5795MHz	
ANT	9	
Pol.	Horizontal	Vertical
Peak Avg	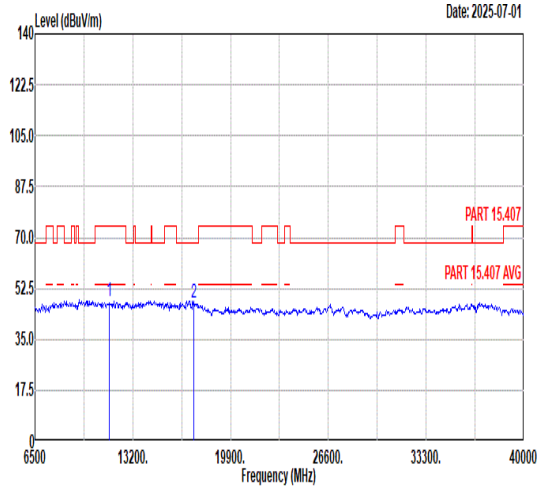 Freq Level Limit Line Margin Read Level Ant Factor Cable Loss Preamp Factor APos TPos Remark MHz dBuV/m dBuV/m dB dBuV dB/m dB dB cm deg 1 11590.00 48.16 74.00 -25.84 45.21 38.20 14.98 50.23 --- --- Peak 2 17385.00 47.58 68.30 -20.72 40.73 42.22 17.98 53.35 --- --- Peak	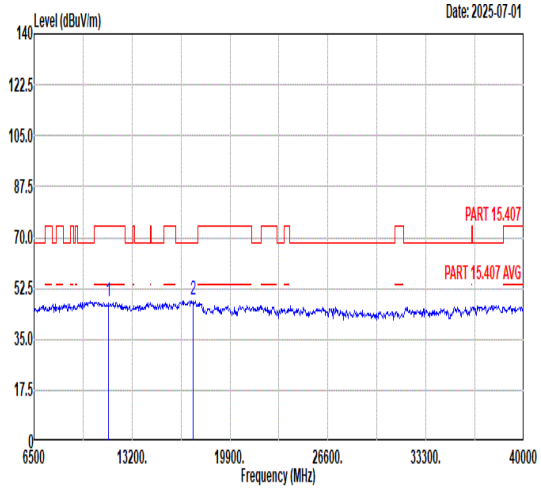 Freq Level Limit Line Margin Read Level Ant Factor Cable Loss Preamp Factor APos TPos Remark MHz dBuV/m dBuV/m dB dBuV dB/m dB dB cm deg 1 11590.00 48.08 74.00 -25.92 45.13 38.20 14.98 50.23 --- --- Peak 2 17385.00 48.56 68.30 -19.74 41.71 42.22 17.98 53.35 --- --- Peak

Mode	70
	Band Edge - L
	U-NII-3_5.725-5.85_802.11ac VHT80_CH155_Full_5775MHz
ANT	9

Pol.	Horizontal	Fundamental
Peak	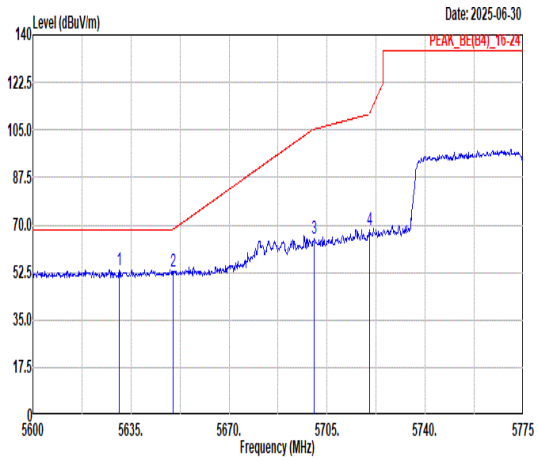 Freq Level Limit Line Margin (dB) Read Level Ant Factor Cable Loss Preamp Factor APos TPos Remark MHz dBuV/m dBuV/m dBuV dB/m dB dB cm deg 1 5630.80 53.53 68.30 -14.77 39.10 36.42 10.76 32.75 104 296 PEAK 2 5650.05 52.70 68.34 -15.64 38.15 36.50 10.81 32.76 104 296 PEAK 3 5700.45 64.81 105.33 -40.52 50.10 36.60 10.89 32.78 104 296 PEAK 4 5720.05 68.03 110.91 -42.88 53.30 36.64 10.88 32.79 104 296 PEAK	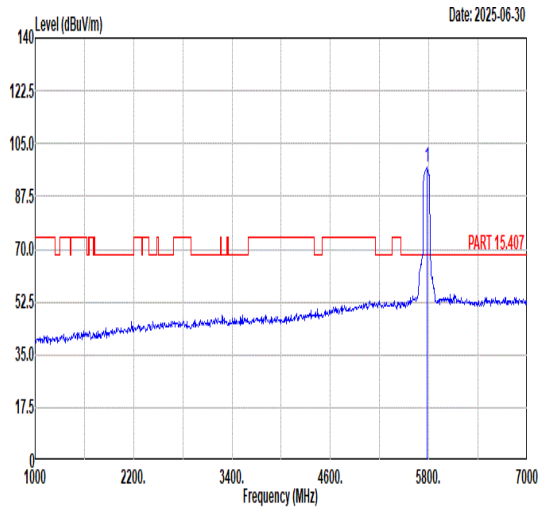 Freq Level Limit Line Margin (dB) Read Level Ant Factor Cable Loss Preamp Factor APos TPos Remark MHz dBuV/m dBuV/m dBuV dB/m dB dB cm deg 1 5775.00 97.33 ------ ------ 82.66 36.65 10.83 32.81 104 296 PEAK
Avg	Blank	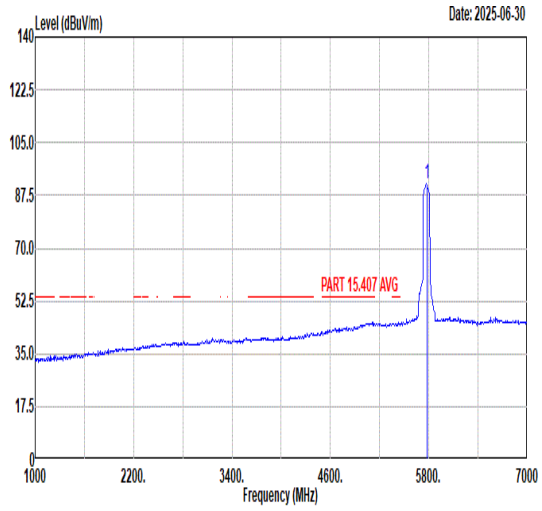 Freq Level Limit Line Margin (dB) Read Level Ant Factor Cable Loss Preamp Factor APos TPos Remark MHz dBuV/m dBuV/m dBuV dB/m dB dB cm deg 1 5775.00 91.22 ------ ------ 76.53 36.66 10.84 32.81 104 296 AVERAGE

Mode	70	
	Band Edge - R	
	U-NII-3_5.725-5.85_802.11ac VHT80_CH155_Full_5775MHz	
ANT	9	
Pol.	Horizontal	Fundamental
Peak	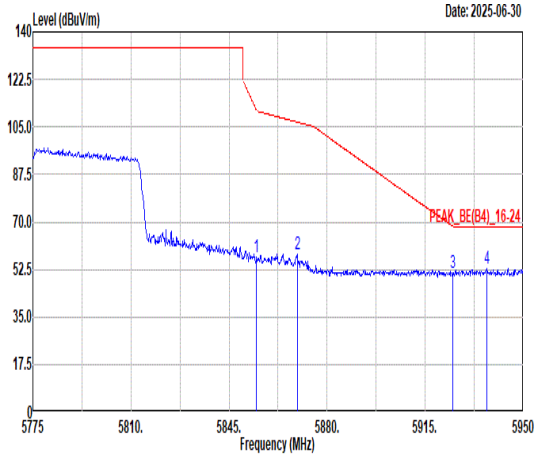	Blank

	Freq	Level	Limit Line	Margin (dB)	Read Level	Ant Factor	Cable Loss	Preamp Factor	APos	TPos	Remark
	MHz	dBuV/m	dBuV/m		dBuV	dB/m	dB	dB	cm	deg	
1	5854.80	56.86	111.26	-54.40	42.36	36.51	10.83	32.84	104	296	PEAK
2	5869.33	58.17	106.79	-48.62	43.65	36.54	10.83	32.85	104	296	PEAK
3	5924.98	51.50	68.22	-16.72	36.83	36.65	10.89	32.87	104	296	PEAK
4	5936.88	52.71	68.30	-15.59	38.01	36.67	10.90	32.87	104	296	PEAK

Mode	70	
	Band Edge - L	
	U-NII-3_5.725-5.85_802.11ac VHT80_CH155_Full_5775MHz	
ANT	9	
Pol.	Vertical	Fundamental
Peak	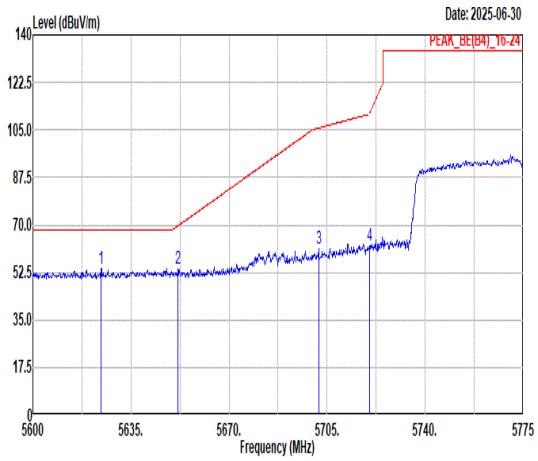 Freq Level Limit Line Margin (dB) Read Level Ant Factor Cable Loss Preamp Factor APos TPos Remark MHz dBuV/m dBuV/m dBuV dB/m dB dB cm deg 1 5624.33 54.01 68.30 -14.29 39.61 36.40 10.75 32.75 328 238 PEAK 2 5651.80 53.72 69.63 -15.91 39.17 36.50 10.81 32.76 328 238 PEAK 3 5702.03 61.10 105.77 -44.67 46.39 36.60 10.89 32.78 328 238 PEAK 4 5720.23 62.09 111.31 -49.22 47.36 36.64 10.88 32.79 328 238 PEAK	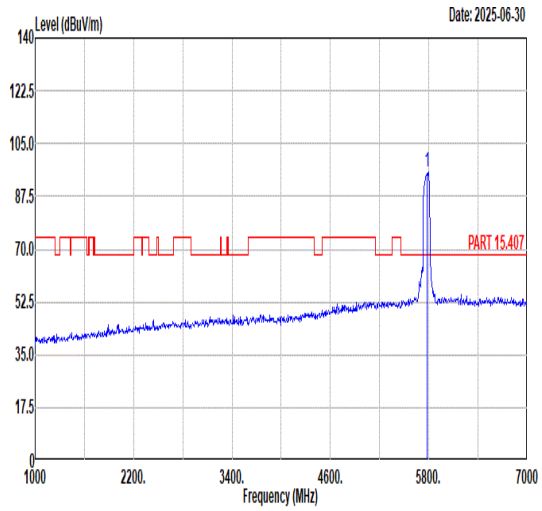 Freq Level Limit Line Margin (dB) Read Level Ant Factor Cable Loss Preamp Factor APos TPos Remark MHz dBuV/m dBuV/m dBuV dB/m dB dB cm deg 1 5775.00 95.37 ------ ------ 80.76 36.61 10.82 32.82 328 238 PEAK
Avg	Blank	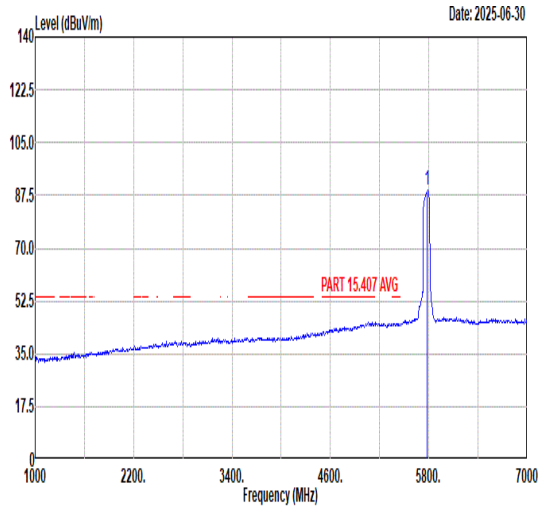 Freq Level Limit Line Margin (dB) Read Level Ant Factor Cable Loss Preamp Factor APos TPos Remark MHz dBuV/m dBuV/m dBuV dB/m dB dB cm deg 1 5775.00 89.22 ------ ------ 74.60 36.62 10.82 32.82 328 238 AVERAGE

Mode	70	
	Band Edge - R	
	U-NII-3_5.725-5.85_802.11ac VHT80_CH155_Full_5775MHz	
ANT	9	
Pol.	Vertical	Fundamental
Peak	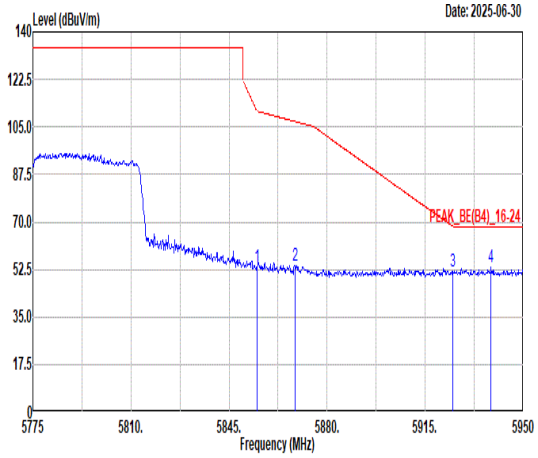 Freq Level Limit Line Margin (dB) Read Level Ant Factor Cable Loss Preamp Factor APos TPos Remark MHz dBuV/m dBuV/m dBuV dB/m dB dB cm deg 1 5854.98 53.61 110.86 -57.25 39.11 36.51 10.83 32.84 328 238 PEAK 2 5868.45 54.11 107.03 -52.92 39.59 36.54 10.83 32.85 328 238 PEAK 3 5924.80 52.03 68.35 -16.32 37.36 36.65 10.89 32.87 328 238 PEAK 4 5938.45 53.13 68.30 -15.17 38.42 36.68 10.91 32.88 328 238 PEAK	Blank

Mode	70	
	Harmonic	
	U-NII-3_5.725-5.85_802.11ac VHT80_CH155_Full_5775MHz	
ANT	9	
Pol.	Horizontal	Vertical
Peak Avg	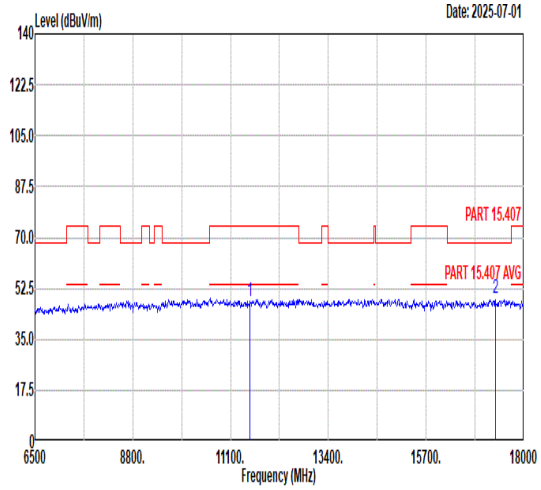 Freq Level Limit Line Margin Read Level Ant Factor Cable Loss Preamp Factor APos TPos Remark MHz dBuV/m dBuV/m dB dBuV dB/m dB dB cm deg 1 11550.00 47.98 74.00 -26.02 45.08 38.20 14.96 50.26 --- --- Peak 2 17325.00 49.08 68.30 -19.22 42.02 42.28 18.00 53.22 --- --- Peak	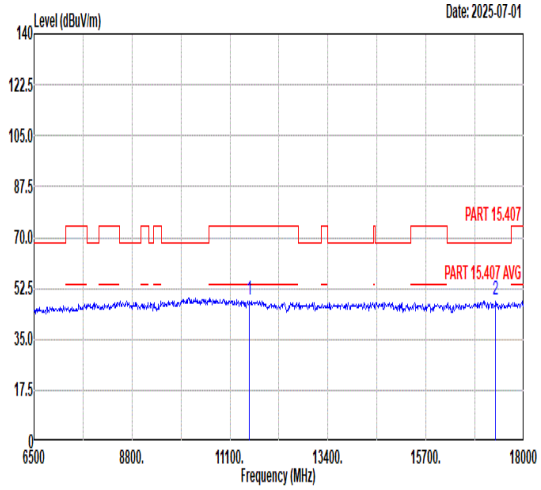 Freq Level Limit Line Margin Read Level Ant Factor Cable Loss Preamp Factor APos TPos Remark MHz dBuV/m dBuV/m dB dBuV dB/m dB dB cm deg 1 11550.00 48.85 74.00 -25.15 45.95 38.20 14.96 50.26 --- --- Peak 2 17325.00 48.58 68.30 -19.72 41.52 42.28 18.00 53.22 --- --- Peak

Mode	71	
	Band Edge	
	U-NII-3_5.725-5.85_802.11ax HE20_CH149_Full_5745MHz	
ANT	9	
Pol.	Horizontal	Fundamental
Peak	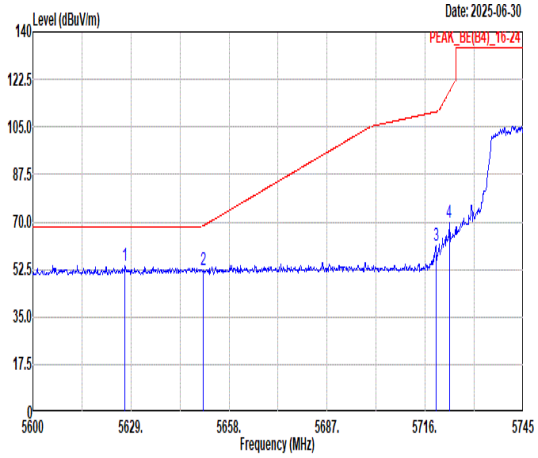 Freq Level Limit Line Margin (dB) Read Level Ant Factor Cable Loss Preamp Factor APos TPos Remark MHz dBuV/m dBuV/m dBuV dB/m dB dB cm deg 1 5627.26 53.74 68.30 -14.56 39.32 36.41 10.76 32.75 107 297 PEAK 2 5650.46 52.32 68.64 -16.32 37.77 36.50 10.81 32.76 107 297 PEAK 3 5719.19 61.20 110.57 -49.37 46.47 36.64 10.88 32.79 107 297 PEAK 4 5723.11 69.58 117.88 -48.30 54.84 36.65 10.88 32.79 107 297 PEAK	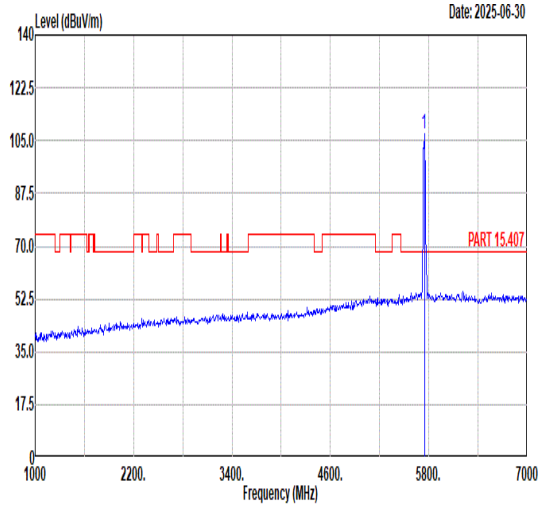 Freq Level Limit Line Margin (dB) Read Level Ant Factor Cable Loss Preamp Factor APos TPos Remark MHz dBuV/m dBuV/m dBuV dB/m dB dB cm deg 1 5745.00 107.48 ------ ------ 92.73 36.69 10.86 32.80 107 297 PEAK
Avg	Blank	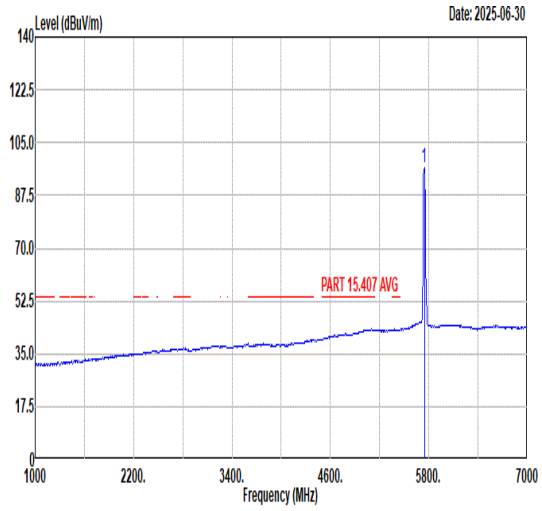 Freq Level Limit Line Margin (dB) Read Level Ant Factor Cable Loss Preamp Factor APos TPos Remark MHz dBuV/m dBuV/m dBuV dB/m dB dB cm deg 1 5745.00 96.49 ------ ------ 81.74 36.69 10.86 32.80 107 297 AVERAGE

Mode	71	
	Band Edge	
	U-NII-3_5.725-5.85_802.11ax HE20_CH149_Full_5745MHz	
ANT	9	
Pol.	Vertical	Fundamental
Peak	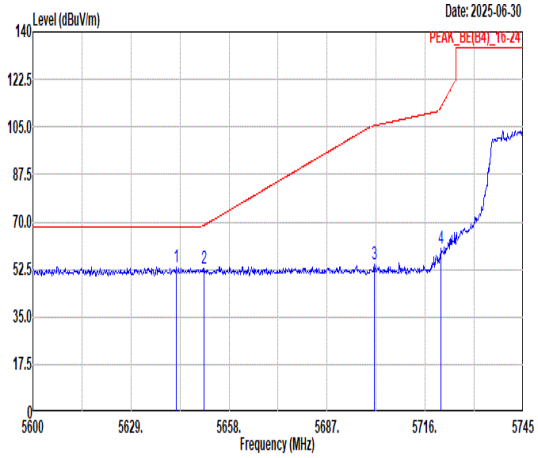 Freq Level Limit Line Margin (dB) Read Level Ant Factor Cable Loss Preamp Factor APos TPos Remark MHz dBuV/m dBuV/m dBuV dB/m dB dB cm deg 1 5642.49 53.57 68.30 -14.73 39.07 36.47 10.79 32.76 315 239 PEAK 2 5650.61 52.75 68.75 -16.00 38.20 36.50 10.81 32.76 315 239 PEAK 3 5700.92 54.41 105.46 -51.05 39.70 36.60 10.89 32.78 315 239 PEAK 4 5720.64 60.15 112.26 -52.11 45.42 36.64 10.88 32.79 315 239 PEAK	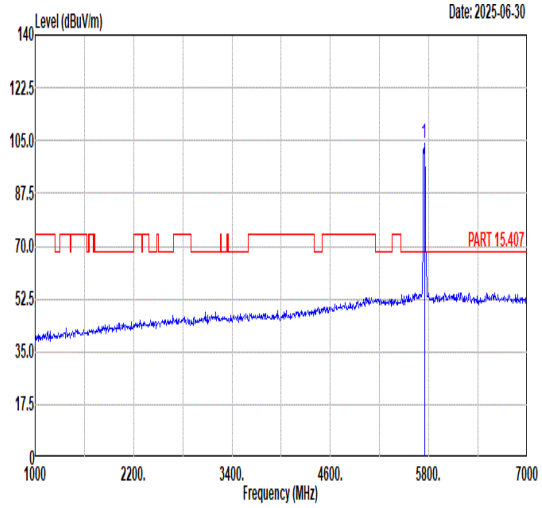 Freq Level Limit Line Margin (dB) Read Level Ant Factor Cable Loss Preamp Factor APos TPos Remark MHz dBuV/m dBuV/m dBuV dB/m dB dB cm deg 1 5745.00 103.84 ------ ------ 89.09 36.69 10.86 32.80 315 239 PEAK
Avg	Blank	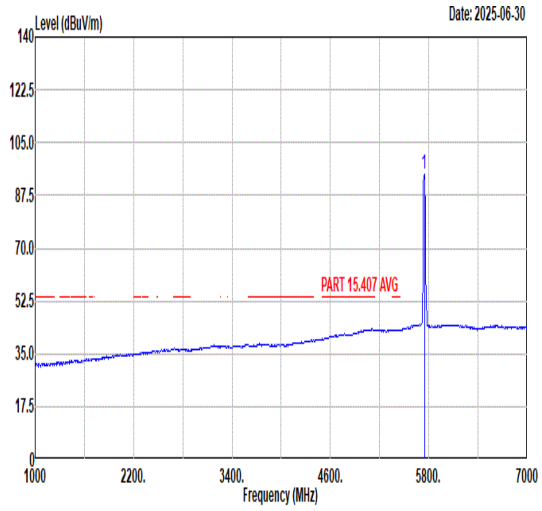 Freq Level Limit Line Margin (dB) Read Level Ant Factor Cable Loss Preamp Factor APos TPos Remark MHz dBuV/m dBuV/m dBuV dB/m dB dB cm deg 1 5745.00 94.59 ------ ------ 79.84 36.69 10.86 32.80 315 239 AVERAGE

Mode	71	
	Harmonic	
	U-NII-3_5.725-5.85_802.11ax HE20_CH149_Full_5745MHz	
ANT	9	
Pol.	Horizontal	Vertical
Peak Avg	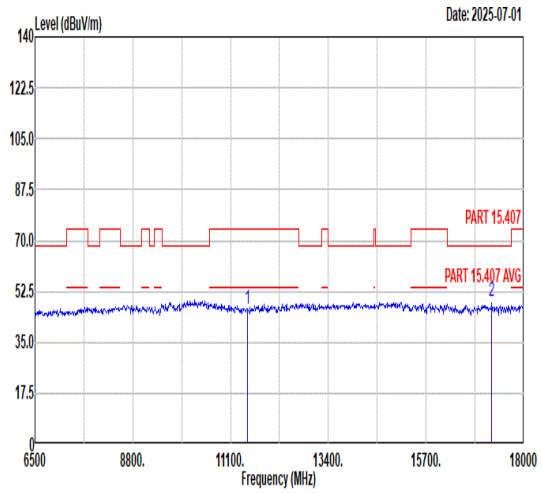 Freq Level Limit Line Margin Read Level Ant Factor Cable Loss Preamp Factor APos TPos Remark MHz dBuV/m dBuV/m dB dBuV dB/m dB dB cm deg 1 11490.00 46.54 74.00 -27.46 43.73 38.20 14.92 50.31 --- --- Peak 2 17235.00 48.92 68.30 -19.38 41.23 42.69 18.02 53.02 --- --- Peak	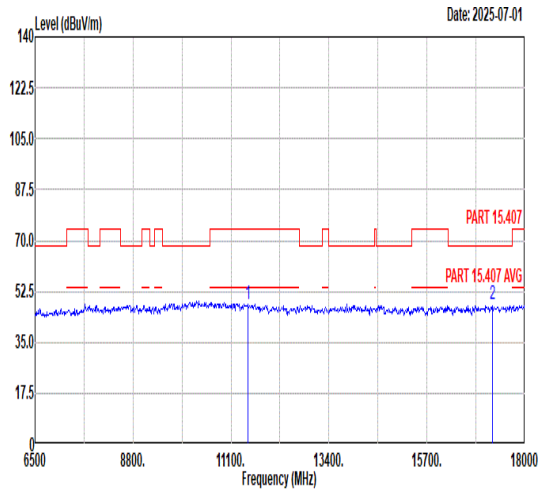 Freq Level Limit Line Margin Read Level Ant Factor Cable Loss Preamp Factor APos TPos Remark MHz dBuV/m dBuV/m dB dBuV dB/m dB dB cm deg 1 11490.00 48.06 74.00 -25.94 45.25 38.20 14.92 50.31 --- --- Peak 2 17235.00 48.01 68.30 -20.29 40.32 42.69 18.02 53.02 --- --- Peak

Mode	72	
	Harmonic	
	U-NII-3_5.725-5.85_802.11ax HE20_CH157_Full_5785MHz	
ANT	9	
Pol.	Horizontal	Vertical
Peak Avg	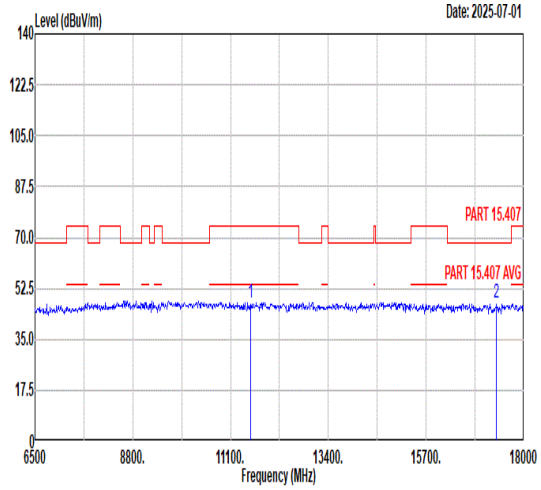 Freq Level Limit Line Margin Read Level Ant Factor Cable Loss Preamp Factor APos TPos Remark MHz dBuV/m dBuV/m dB dBuV dB/m dB dB cm deg 1 11570.00 47.80 74.00 -26.20 44.87 38.20 14.97 50.24 --- --- Peak 2 17355.00 47.63 68.30 -20.67 40.68 42.24 17.99 53.28 --- --- Peak	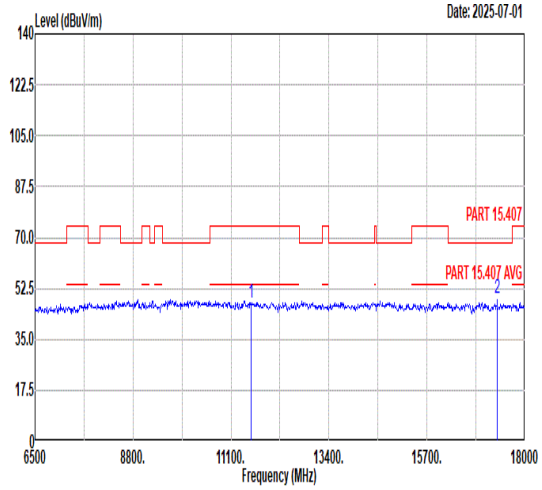 Freq Level Limit Line Margin Read Level Ant Factor Cable Loss Preamp Factor APos TPos Remark MHz dBuV/m dBuV/m dB dBuV dB/m dB dB cm deg 1 11570.00 47.79 74.00 -26.21 44.86 38.20 14.97 50.24 --- --- Peak 2 17355.00 48.93 68.30 -19.37 41.98 42.24 17.99 53.28 --- --- Peak

Mode	73	
	Band Edge	
	U-NII-3_5.725-5.85_802.11ax HE20_CH165_Full_5825MHz	
ANT	9	
Pol.	Horizontal	Fundamental
Peak	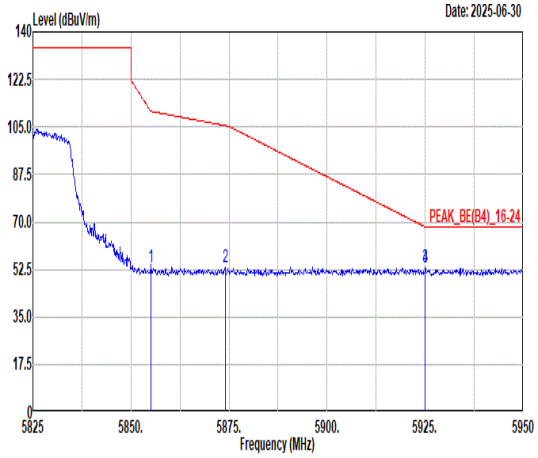 Freq Level Limit Line Margin (dB) Read Level Ant Factor Cable Loss Preamp Factor APos TPos Remark MHz dBuV/m dBuV/m dBuV dB/m dB dB cm deg 1 5855.00 53.26 110.80 -57.54 38.76 36.51 10.83 32.84 108 294 PEAK 2 5874.00 53.33 105.48 -52.15 38.79 36.55 10.84 32.85 108 294 PEAK 3 5925.00 53.23 68.20 -14.97 38.56 36.65 10.89 32.87 108 294 PEAK 4 5925.01 53.23 68.30 -15.07 38.56 36.65 10.89 32.87 108 294 PEAK	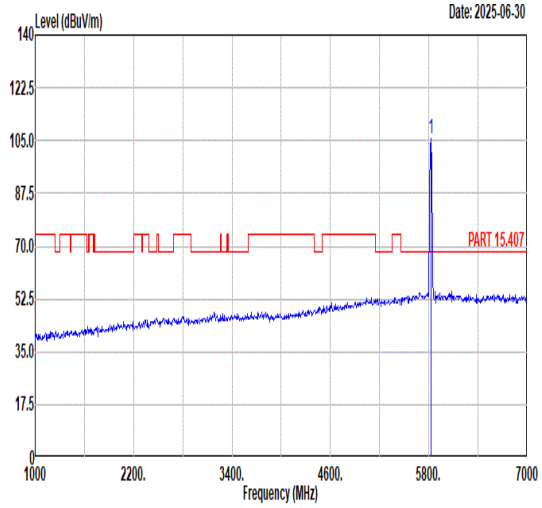 Freq Level Limit Line Margin (dB) Read Level Ant Factor Cable Loss Preamp Factor APos TPos Remark MHz dBuV/m dBuV/m dBuV dB/m dB dB cm deg 1 5825.00 105.54 ------ ------ 90.99 36.55 10.83 32.83 108 294 PEAK
Avg	Blank	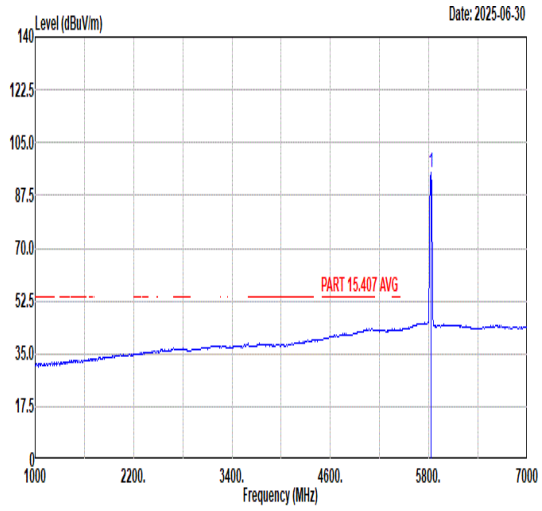 Freq Level Limit Line Margin (dB) Read Level Ant Factor Cable Loss Preamp Factor APos TPos Remark MHz dBuV/m dBuV/m dBuV dB/m dB dB cm deg 1 5825.00 94.85 ------ ------ 80.30 36.55 10.83 32.83 108 294 AVERAGE

Mode	73	
	Band Edge	
	U-NII-3_5.725-5.85_802.11ax HE20_CH165_Full_5825MHz	
ANT	9	
Pol.	Vertical	Fundamental
Peak	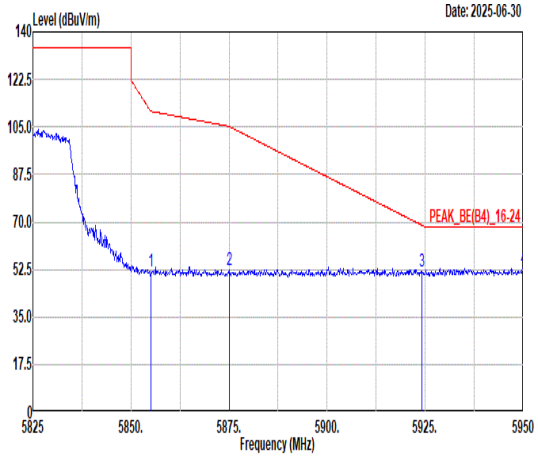 Freq Level Limit Line Margin (dB) Read Level Ant Factor Cable Loss Preamp Factor APos TPos Remark MHz dBuV/m dBuV/m dBuV dB/m dB dB cm deg 1 5855.00 51.65 110.80 -59.15 37.15 36.51 10.83 32.84 324 241 PEAK 2 5875.00 52.31 105.20 -52.89 37.77 36.55 10.84 32.85 324 241 PEAK 3 5924.25 51.99 68.75 -16.76 37.33 36.65 10.88 32.87 324 241 PEAK 4 5950.00 53.01 68.30 -15.29 38.27 36.70 10.92 32.88 324 241 PEAK	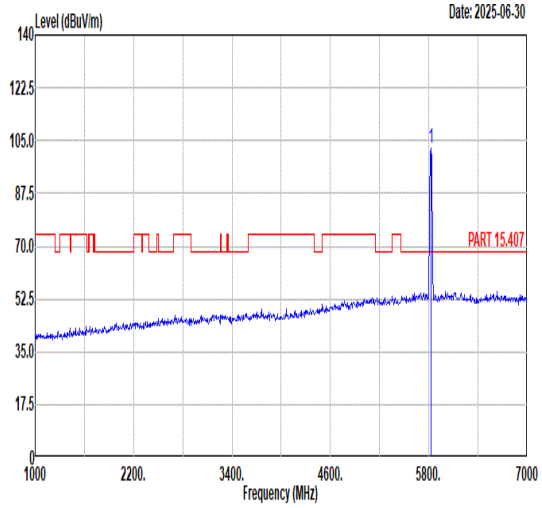 Freq Level Limit Line Margin (dB) Read Level Ant Factor Cable Loss Preamp Factor APos TPos Remark MHz dBuV/m dBuV/m dBuV dB/m dB dB cm deg 1 5825.00 102.72 ------ ------ 88.17 36.55 10.83 32.83 324 241 PEAK
Avg	Blank	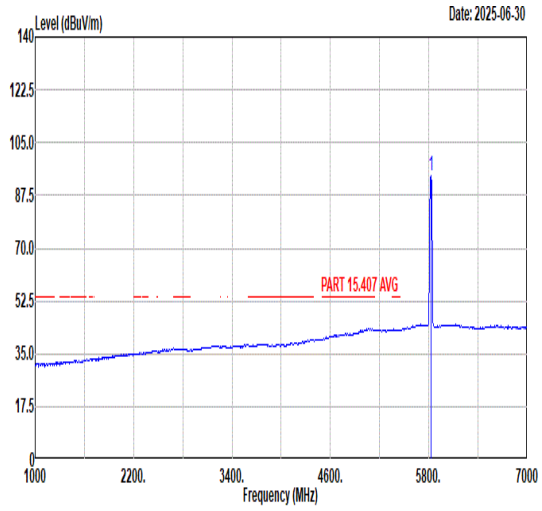 Freq Level Limit Line Margin (dB) Read Level Ant Factor Cable Loss Preamp Factor APos TPos Remark MHz dBuV/m dBuV/m dBuV dB/m dB dB cm deg 1 5825.00 94.23 ------ ------ 79.68 36.55 10.83 32.83 324 241 AVERAGE

Mode	73	
	Harmonic	
	U-NII-3_5.725-5.85_802.11ax HE20_CH165_Full_5825MHz	
ANT	9	
Pol.	Horizontal	Vertical
Peak Avg	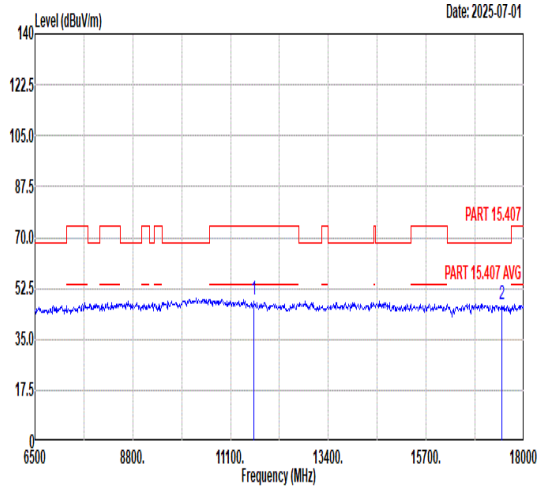 Freq Level Limit Line Margin Read Level Ant Factor Cable Loss Preamp Factor APos TPos Remark MHz dBuV/m dBuV/m dB dBuV dB/m dB dB cm deg 1 11650.00 48.46 74.00 -25.54 45.42 38.20 15.02 50.18 --- --- Peak 2 17475.00 47.21 68.30 -21.09 40.44 42.35 17.96 53.54 --- --- Peak	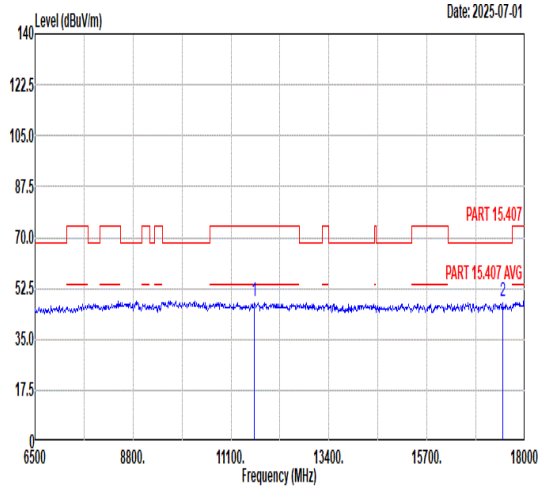 Freq Level Limit Line Margin Read Level Ant Factor Cable Loss Preamp Factor APos TPos Remark MHz dBuV/m dBuV/m dB dBuV dB/m dB dB cm deg 1 11650.00 48.20 74.00 -25.80 45.16 38.20 15.02 50.18 --- --- Peak 2 17475.00 47.86 68.30 -20.44 41.09 42.35 17.96 53.54 --- --- Peak

Mode	74	
	Band Edge - L	
	U-NII-3_5.725-5.85_802.11ax HE40_CH151_Full_5755MHz	
ANT	9	
Pol.	Horizontal	Fundamental
Peak	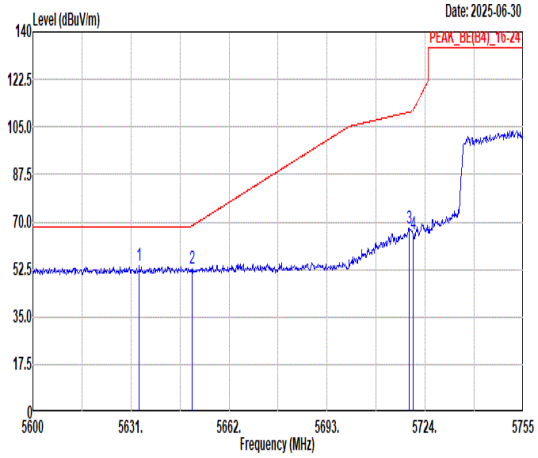 Freq Level Limit Line Margin (dB) Read Level Ant Factor Cable Loss Preamp Factor APos TPos Remark MHz dBuV/m dBuV/m dBuV dB/m dB dB cm deg 1 5633.64 53.63 68.30 -14.67 39.18 36.43 10.77 32.75 107 297 PEAK 2 5650.22 52.73 68.46 -15.73 38.18 36.50 10.81 32.76 107 297 PEAK 3 5719.04 67.58 110.53 -42.95 52.85 36.64 10.88 32.79 107 297 PEAK 4 5720.28 65.67 111.44 -45.77 50.94 36.64 10.88 32.79 107 297 PEAK	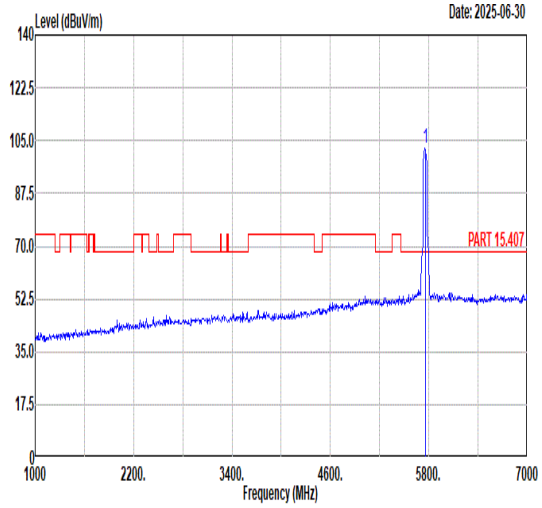 Freq Level Limit Line Margin (dB) Read Level Ant Factor Cable Loss Preamp Factor APos TPos Remark MHz dBuV/m dBuV/m dBuV dB/m dB dB cm deg 1 5755.00 102.46 ------ ------ 87.71 36.70 10.85 32.80 107 297 PEAK
Avg	Blank	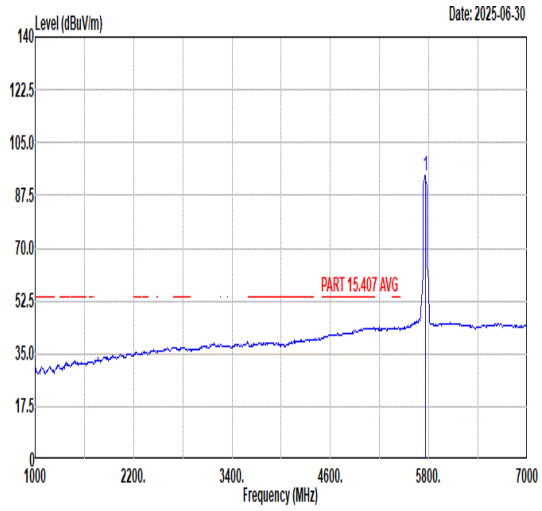 Freq Level Limit Line Margin (dB) Read Level Ant Factor Cable Loss Preamp Factor APos TPos Remark MHz dBuV/m dBuV/m dBuV dB/m dB dB cm deg 1 5755.00 94.21 ------ ------ 79.46 36.70 10.85 32.80 107 297 AVERAGE

Mode	74	
	Band Edge - R	
	U-NII-3_5.725-5.85_802.11ax HE40_CH151_Full_5755MHz	
ANT	9	
Pol.	Horizontal	Fundamental
Peak	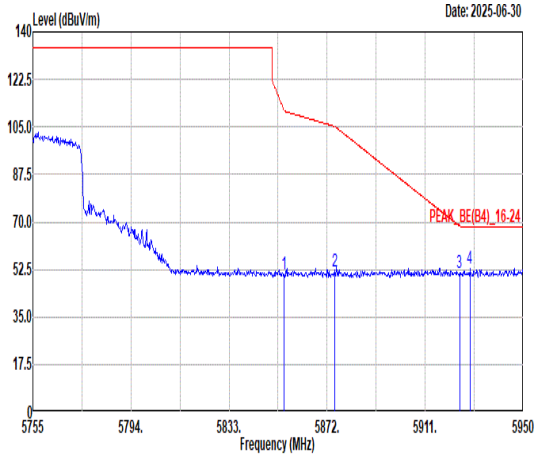 Freq Level Limit Line Margin (dB) Read Level Ant Factor Cable Loss Preamp Factor APos TPos Remark MHz dBuV/m dBuV/m dBuV dB/m dB dB cm deg 1 5854.84 50.54 111.17 -60.63 36.04 36.51 10.83 32.84 107 297 PEAK 2 5874.93 51.82 105.22 -53.40 37.28 36.55 10.84 32.85 107 297 PEAK 3 5924.65 51.05 68.46 -17.41 36.39 36.65 10.88 32.87 107 297 PEAK 4 5928.75 52.95 68.30 -15.35 38.27 36.66 10.89 32.87 107 297 PEAK	Blank

Mode	74
	Band Edge - L
	U-NII-3_5.725-5.85_802.11ax HE40_CH151_Full_5755MHz
ANT	9

Pol.	Vertical	Fundamental
Peak	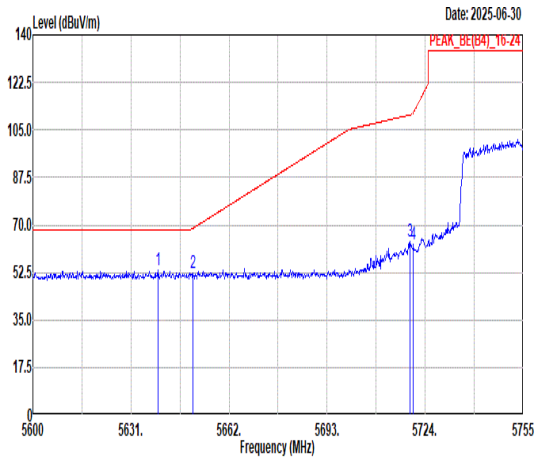 Freq Level Limit Line Margin (dB) Read Level Ant Factor Cable Loss Preamp Factor APos TPos Remark MHz dBuV/m dBuV/m dBuV dB/m dB dB cm deg 1 5639.68 53.18 68.30 -15.12 38.70 36.46 10.78 32.76 315 244 PEAK 2 5650.53 52.19 68.69 -16.50 37.64 36.50 10.81 32.76 315 244 PEAK 3 5719.20 63.76 110.57 -46.81 49.03 36.64 10.88 32.79 315 244 PEAK 4 5720.28 63.08 111.44 -48.36 48.35 36.64 10.88 32.79 315 244 PEAK	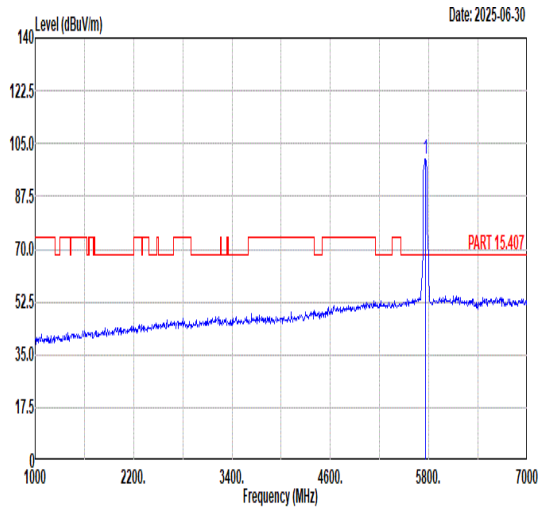 Freq Level Limit Line Margin (dB) Read Level Ant Factor Cable Loss Preamp Factor APos TPos Remark MHz dBuV/m dBuV/m dBuV dB/m dB dB cm deg 1 5755.00 100.10 ------ ------ 85.35 36.70 10.85 32.80 315 244 PEAK
Avg	Blank	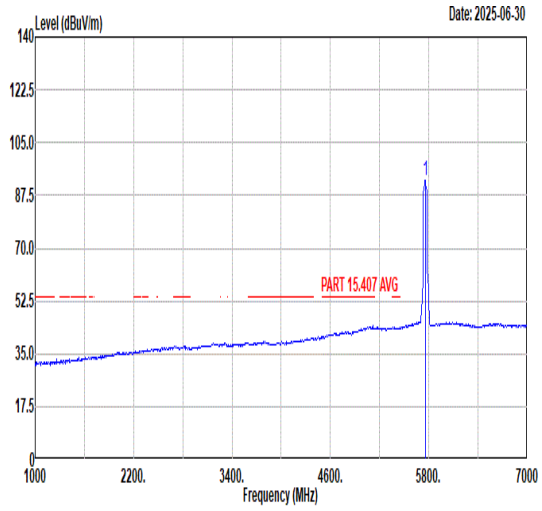 Freq Level Limit Line Margin (dB) Read Level Ant Factor Cable Loss Preamp Factor APos TPos Remark MHz dBuV/m dBuV/m dBuV dB/m dB dB cm deg 1 5755.00 92.52 ------ ------ 77.79 36.68 10.85 32.80 315 244 AVERAGE

Mode	74	
	Band Edge - R	
	U-NII-3_5.725-5.85_802.11ax HE40_CH151_Full_5755MHz	
ANT	9	
Pol.	Vertical	Fundamental
Peak	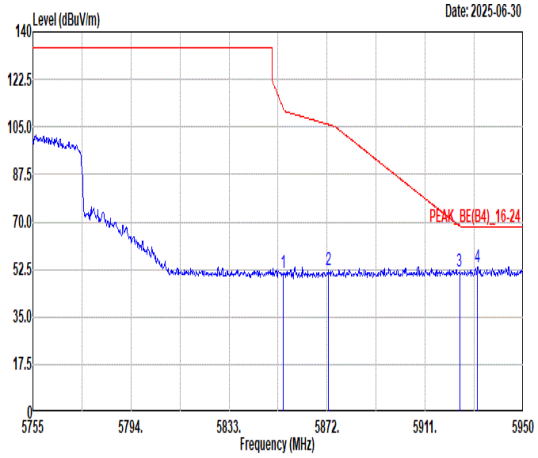	Blank

	Freq	Level	Limit Line	Margin (dB)	Read Level	Ant Factor	Cable Loss	Preamp Factor	APos	TPos	Remark
	MHz	dBuV/m	dBuV/m		dBuV	dB/m	dB	dB	cm	deg	
1	5854.65	51.42	111.61	-60.19	36.92	36.51	10.83	32.84	315	244	PEAK
2	5872.59	52.33	105.88	-53.55	37.79	36.55	10.84	32.85	315	244	PEAK
3	5924.65	51.60	68.46	-16.86	36.94	36.65	10.88	32.87	315	244	PEAK
4	5931.87	53.54	68.30	-14.76	38.85	36.66	10.90	32.87	315	244	PEAK

Mode	74	
	Harmonic	
	U-NII-3_5.725-5.85_802.11ax HE40_CH151_Full_5755MHz	
ANT	9	
Pol.	Horizontal	Vertical
Peak Avg	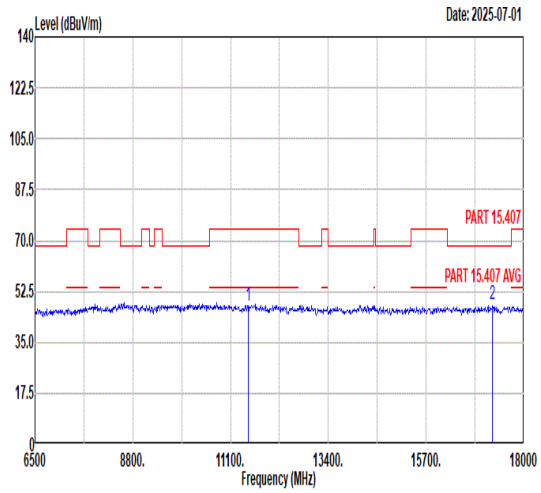 Freq Level Limit Line Margin Read Level Ant Factor Cable Loss Preamp Factor APos TPos Remark MHz dBuV/m dBuV/m dB dBuV dB/m dB dB cm deg 1 11510.00 47.70 74.00 -26.30 44.86 38.20 14.93 50.29 --- --- Peak 2 17265.00 48.28 68.30 -20.02 40.83 42.51 18.02 53.08 --- --- Peak	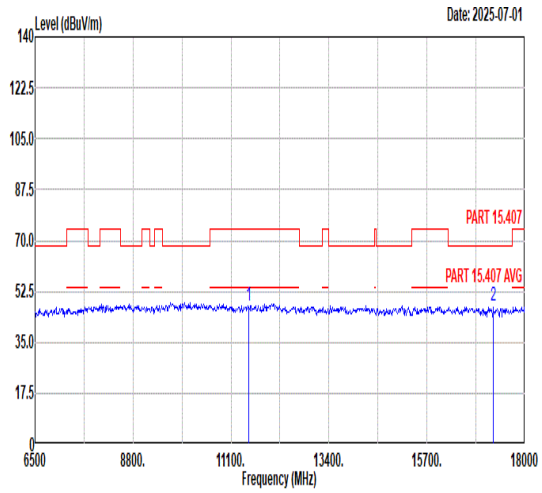 Freq Level Limit Line Margin Read Level Ant Factor Cable Loss Preamp Factor APos TPos Remark MHz dBuV/m dBuV/m dB dBuV dB/m dB dB cm deg 1 11510.00 47.42 74.00 -26.58 44.58 38.20 14.93 50.29 --- --- Peak 2 17265.00 47.45 68.30 -20.85 40.00 42.51 18.02 53.08 --- --- Peak

Mode	75
	Band Edge - L
	U-NII-3_5.725-5.85_802.11ax HE40_CH159_Full_5795MHz
ANT	9

Pol.	Horizontal	Fundamental
Peak	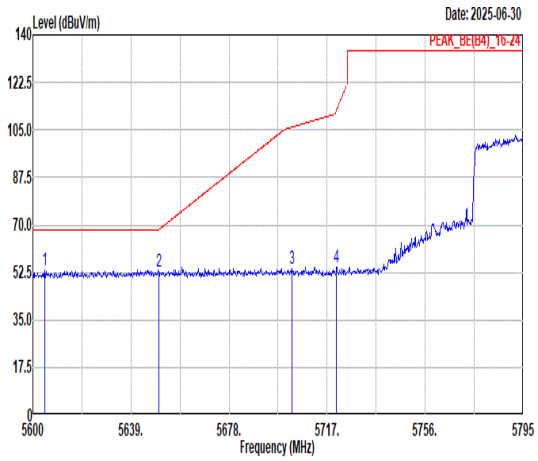 Freq Level Limit Line Margin (dB) Read Level Ant Factor Cable Loss Preamp Factor APos TPos Remark MHz dBuV/m dBuV/m dBuV dB/m dB dB cm deg 1 5604.68 53.34 68.30 -14.96 39.05 36.32 10.71 32.74 100 295 PEAK 2 5650.12 52.57 68.39 -15.82 38.02 36.50 10.81 32.76 100 295 PEAK 3 5702.96 54.00 106.03 -52.03 39.28 36.61 10.89 32.78 100 295 PEAK 4 5720.71 54.27 112.41 -58.14 39.54 36.64 10.88 32.79 100 295 PEAK	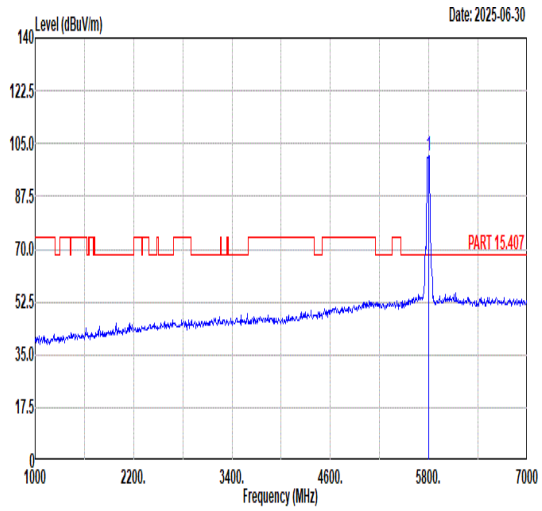 Freq Level Limit Line Margin (dB) Read Level Ant Factor Cable Loss Preamp Factor APos TPos Remark MHz dBuV/m dBuV/m dBuV dB/m dB dB cm deg 1 5795.00 100.89 ------ ------ 86.30 36.59 10.82 32.82 100 295 PEAK
Avg	Blank	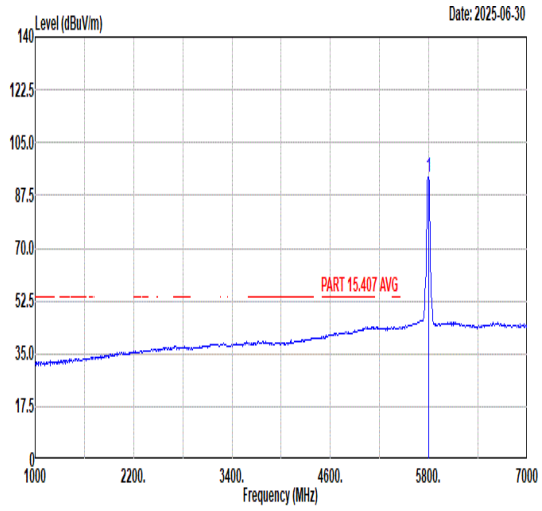 Freq Level Limit Line Margin (dB) Read Level Ant Factor Cable Loss Preamp Factor APos TPos Remark MHz dBuV/m dBuV/m dBuV dB/m dB dB cm deg 1 5795.00 93.76 ------ ------ 79.15 36.61 10.82 32.82 100 295 AVERAGE

Mode	75	
	Band Edge - R	
	U-NII-3_5.725-5.85_802.11ax HE40_CH159_Full_5795MHz	
ANT	9	
Pol.	Horizontal	Fundamental
Peak	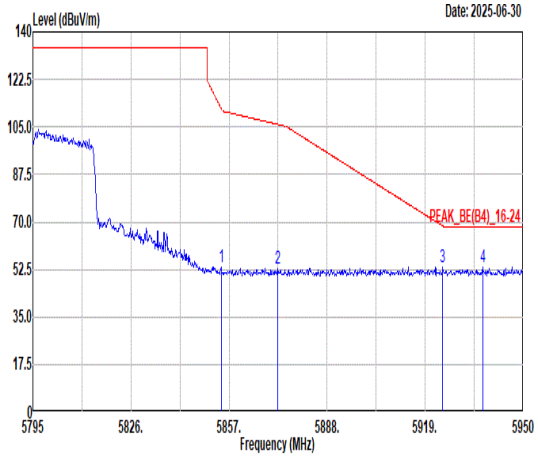 Freq Level Limit Line Margin (dB) Read Level Ant Factor Cable Loss Preamp Factor APos TPos Remark MHz dBuV/m dBuV/m dBuV dB/m dB dB cm deg 1 5854.52 53.43 111.89 -58.46 38.93 36.51 10.83 32.84 100 295 PEAK 2 5872.35 53.07 105.94 -52.87 38.54 36.54 10.84 32.85 100 295 PEAK 3 5924.58 53.25 68.51 -15.26 38.59 36.65 10.88 32.87 100 295 PEAK 4 5937.14 53.26 68.30 -15.04 38.56 36.67 10.90 32.87 100 295 PEAK	Blank

Mode	75
	Band Edge - L
	U-NII-3_5.725-5.85_802.11ax HE40_CH159_Full_5795MHz
ANT	9

Pol.	Vertical	Fundamental
Peak	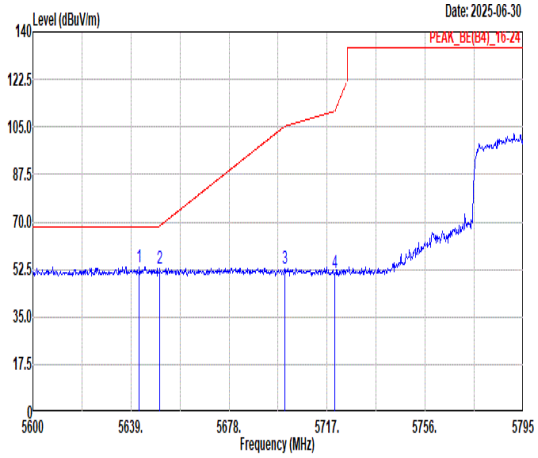 Freq Level Limit Line Margin (dB) Read Level Ant Factor Cable Loss Preamp Factor APos TPos Remark MHz dBuV/m dBuV/m dBuV dB/m dB dB cm deg 1 5642.32 53.44 68.30 -14.86 38.94 36.47 10.79 32.76 327 234 PEAK 2 5650.51 53.00 68.67 -15.67 38.45 36.50 10.81 32.76 327 234 PEAK 3 5700.04 52.74 105.21 -52.47 38.03 36.60 10.89 32.78 327 234 PEAK 4 5720.12 51.17 111.07 -59.90 36.44 36.64 10.88 32.79 327 234 PEAK	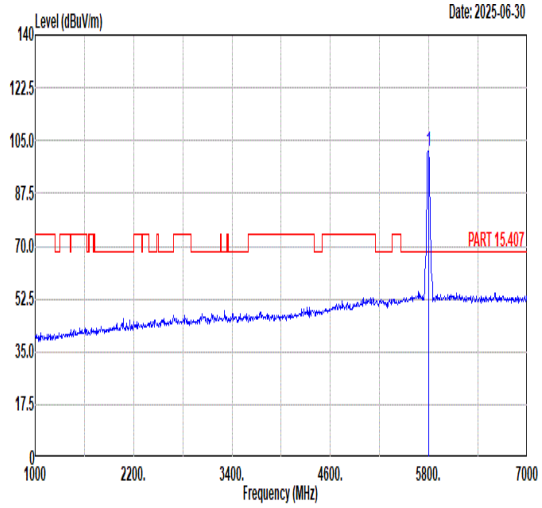 Freq Level Limit Line Margin (dB) Read Level Ant Factor Cable Loss Preamp Factor APos TPos Remark MHz dBuV/m dBuV/m dBuV dB/m dB dB cm deg 1 5795.00 101.59 ------ ------ 86.97 36.62 10.82 32.82 327 234 PEAK
Avg	Blank	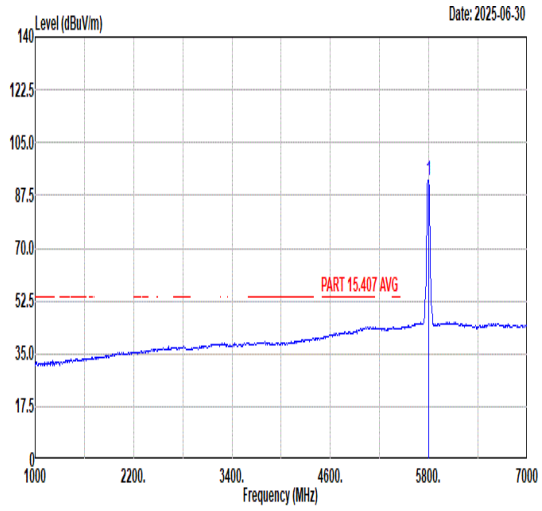 Freq Level Limit Line Margin (dB) Read Level Ant Factor Cable Loss Preamp Factor APos TPos Remark MHz dBuV/m dBuV/m dBuV dB/m dB dB cm deg 1 5795.00 92.63 ------ ------ 78.02 36.61 10.82 32.82 327 234 AVERAGE

Mode	75	
	Band Edge - R	
	U-NII-3_5.725-5.85_802.11ax HE40_CH159_Full_5795MHz	
ANT	9	
Pol.	Vertical	Fundamental
Peak	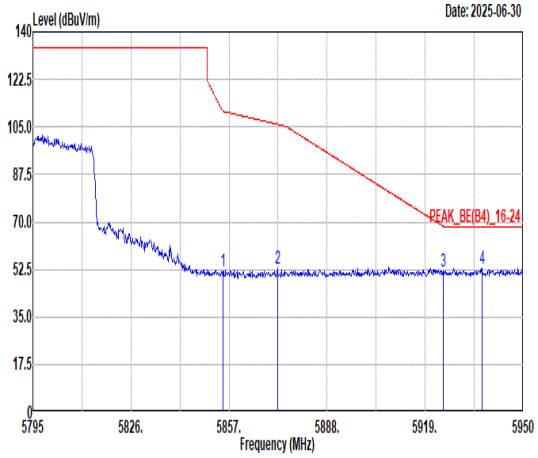 Freq Level Limit Line Margin (dB) Read Level Ant Factor Cable Loss Preamp Factor APos TPos Remark MHz dBuV/m dBuV/m dBuV dB/m dB dB cm deg 1 5854.99 51.53 110.83 -59.30 37.03 36.51 10.83 32.84 327 234 PEAK 2 5872.35 52.62 105.94 -53.32 38.09 36.54 10.84 32.85 327 234 PEAK 3 5924.74 51.91 68.40 -16.49 37.24 36.65 10.89 32.87 327 234 PEAK 4 5936.98 53.04 68.30 -15.26 38.34 36.67 10.90 32.87 327 234 PEAK	Blank

Mode	75	
	Harmonic	
	U-NII-3_5.725-5.85_802.11ax HE40_CH159_Full_5795MHz	
ANT	9	
Pol.	Horizontal	Vertical
Peak Avg	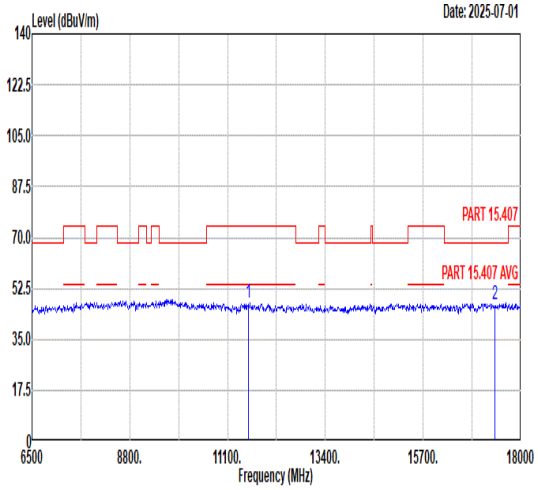 Freq Level Limit Line Margin Read Level Ant Factor Cable Loss Preamp Factor APos TPos Remark MHz dBuV/m dBuV/m dB dBuV dB/m dB dB cm deg 1 11590.00 47.64 74.00 -26.36 44.69 38.20 14.98 50.23 --- --- Peak 2 17385.00 47.20 68.30 -21.10 40.35 42.22 17.98 53.35 --- --- Peak	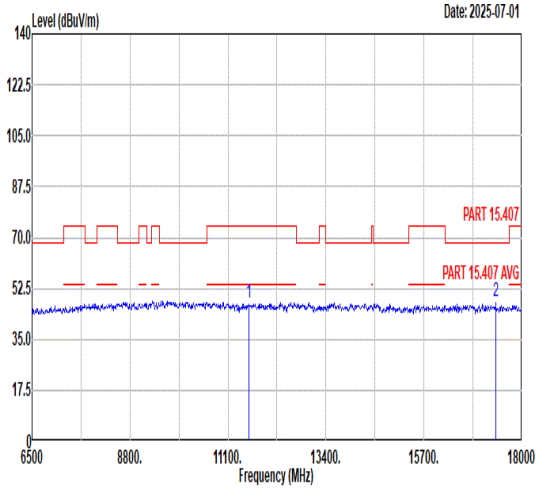 Freq Level Limit Line Margin Read Level Ant Factor Cable Loss Preamp Factor APos TPos Remark MHz dBuV/m dBuV/m dB dBuV dB/m dB dB cm deg 1 11590.00 47.74 74.00 -26.26 44.79 38.20 14.98 50.23 --- --- Peak 2 17385.00 48.09 68.30 -20.21 41.24 42.22 17.98 53.35 --- --- Peak

Mode	76
	Band Edge - L
	U-NII-3_5.725-5.85_802.11ax HE80_CH155_Full_5775MHz
ANT	9

Pol.	Horizontal	Fundamental
Peak	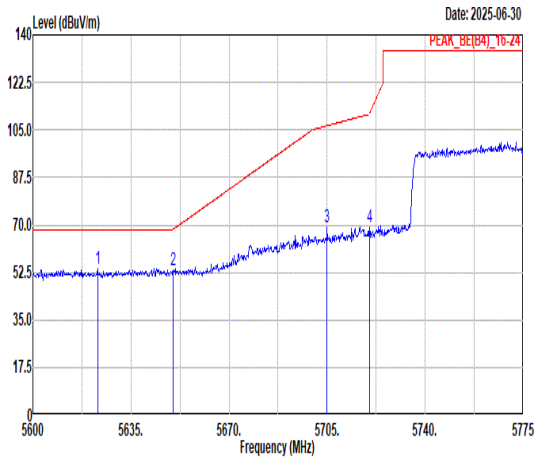 Freq Level Limit Line Margin (dB) Read Level Ant Factor Cable Loss Preamp Factor APos TPos Remark MHz dBuV/m dBuV/m dBuV dB/m dB dB cm deg 1 5623.10 54.08 68.30 -14.22 39.69 36.39 10.75 32.75 103 296 PEAK 2 5650.05 53.32 68.34 -15.02 38.77 36.50 10.81 32.76 103 296 PEAK 3 5705.00 69.22 106.60 -37.38 54.50 36.61 10.89 32.78 103 296 PEAK 4 5720.05 69.20 110.91 -41.71 54.47 36.64 10.88 32.79 103 296 PEAK	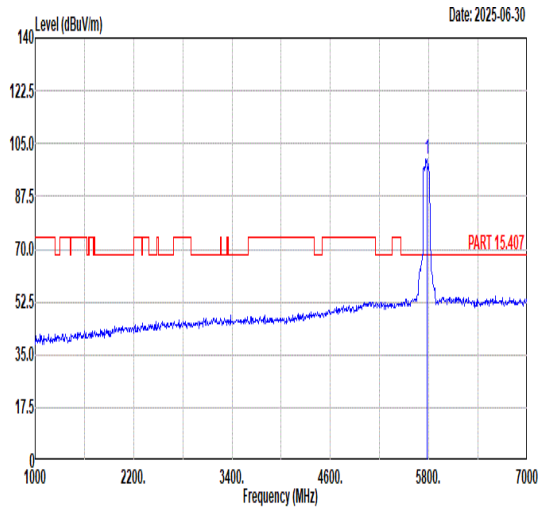 Freq Level Limit Line Margin (dB) Read Level Ant Factor Cable Loss Preamp Factor APos TPos Remark MHz dBuV/m dBuV/m dBuV dB/m dB dB cm deg 1 5775.00 99.74 ------ ------ 85.07 36.65 10.83 32.81 103 296 PEAK
Avg	Blank	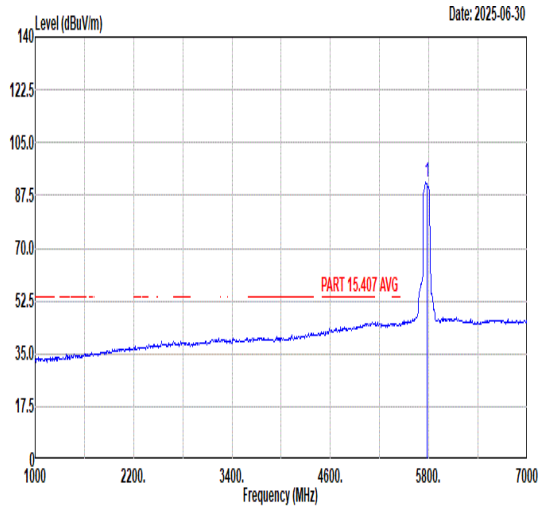 Freq Level Limit Line Margin (dB) Read Level Ant Factor Cable Loss Preamp Factor APos TPos Remark MHz dBuV/m dBuV/m dBuV dB/m dB dB cm deg 1 5775.00 92.02 ------ ------ 77.32 36.67 10.84 32.81 103 296 AVERAGE

Mode	76	
	Band Edge - R	
	U-NII-3_5.725-5.85_802.11ax HE80_CH155_Full_5775MHz	
ANT	9	
Pol.	Horizontal	Fundamental
Peak	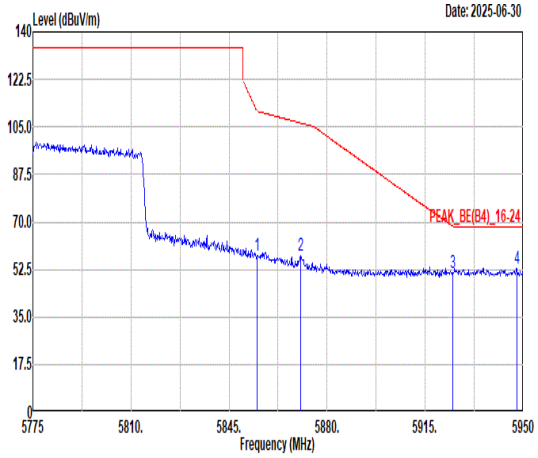 Freq Level Limit Line Margin (dB) Read Level Ant Factor Cable Loss Preamp Factor APos TPos Remark MHz dBuV/m dBuV/m dBuV dB/m dB dB cm deg 1 5854.98 57.59 110.86 -53.27 43.09 36.51 10.83 32.84 103 296 PEAK 2 5870.55 57.67 106.44 -48.77 43.14 36.54 10.84 32.85 103 296 PEAK 3 5924.80 51.46 68.35 -16.89 36.79 36.65 10.89 32.87 103 296 PEAK 4 5947.73 52.95 68.30 -15.35 38.21 36.70 10.92 32.88 103 296 PEAK	Blank

Mode	76
	Band Edge - L
	U-NII-3_5.725-5.85_802.11ax HE80_CH155_Full_5775MHz
ANT	9

Pol.	Vertical	Fundamental
Peak	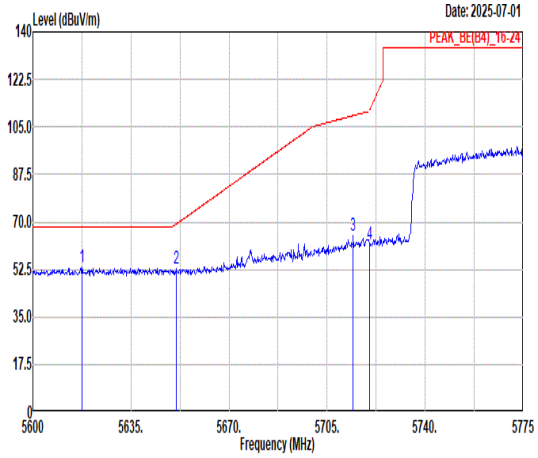 Freq Level Limit Line Margin (dB) Read Level Ant Factor Cable Loss Preamp Factor APos TPos Remark MHz dBuV/m dBuV/m dBuV dB/m dB dB cm deg 1 5617.50 53.25 68.30 -15.05 38.90 36.37 10.73 32.75 329 245 PEAK 2 5651.28 52.76 69.24 -16.48 38.21 36.50 10.81 32.76 329 245 PEAK 3 5714.28 64.78 109.20 -44.42 50.06 36.63 10.88 32.79 329 245 PEAK 4 5720.05 61.83 110.91 -49.08 47.10 36.64 10.88 32.79 329 245 PEAK	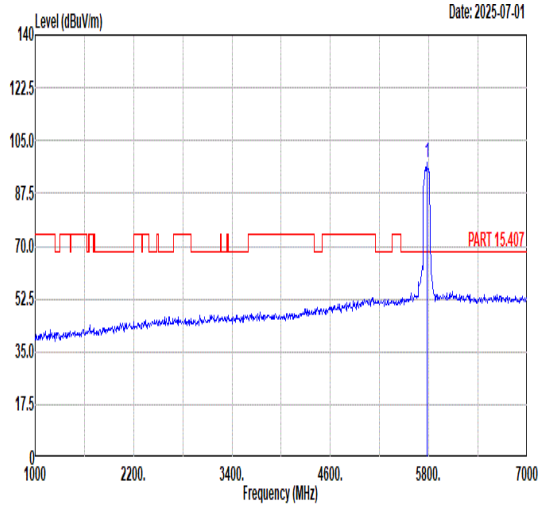 Freq Level Limit Line Margin (dB) Read Level Ant Factor Cable Loss Preamp Factor APos TPos Remark MHz dBuV/m dBuV/m dBuV dB/m dB dB cm deg 1 5775.00 97.90 ------ ------ 83.23 36.65 10.83 32.81 329 245 PEAK
Avg	Blank	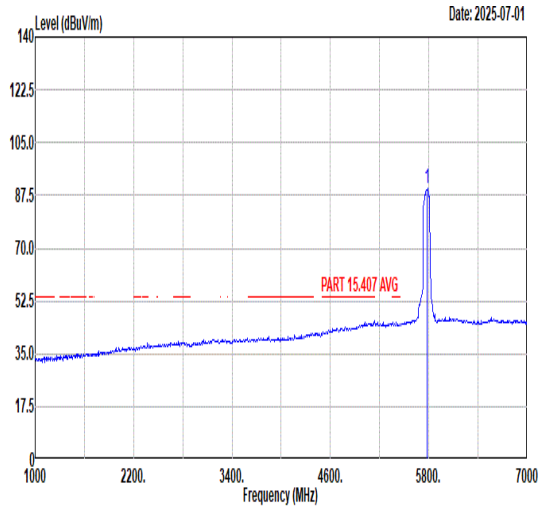 Freq Level Limit Line Margin (dB) Read Level Ant Factor Cable Loss Preamp Factor APos TPos Remark MHz dBuV/m dBuV/m dBuV dB/m dB dB cm deg 1 5775.00 89.64 ------ ------ 75.02 36.62 10.82 32.82 329 245 AVERAGE

Mode	76	
	Band Edge - R	
	U-NII-3_5.725-5.85_802.11ax HE80_CH155_Full_5775MHz	
ANT	9	
Pol.	Vertical	Fundamental
Peak	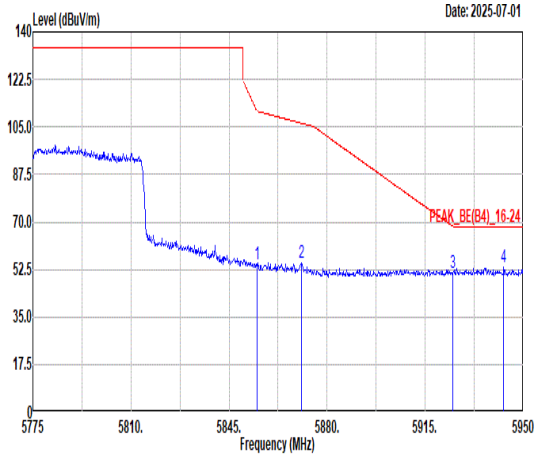 Freq Level Limit Line Margin (dB) Read Level Ant Factor Cable Loss Preamp Factor APos TPos Remark MHz dBuV/m dBuV/m dBuV dB/m dB dB cm deg 1 5854.98 54.45 110.86 -56.41 39.95 36.51 10.83 32.84 329 245 PEAK 2 5870.73 54.99 106.40 -51.41 40.46 36.54 10.84 32.85 329 245 PEAK 3 5924.98 51.28 68.22 -16.94 36.61 36.65 10.89 32.87 329 245 PEAK 4 5943.00 53.38 68.30 -14.92 38.66 36.69 10.91 32.88 329 245 PEAK	Blank

Mode	76	
	Harmonic	
	U-NII-3_5.725-5.85_802.11ax HE80_CH155_Full_5775MHz	
ANT	9	
Pol.	Horizontal	Vertical
Peak Avg	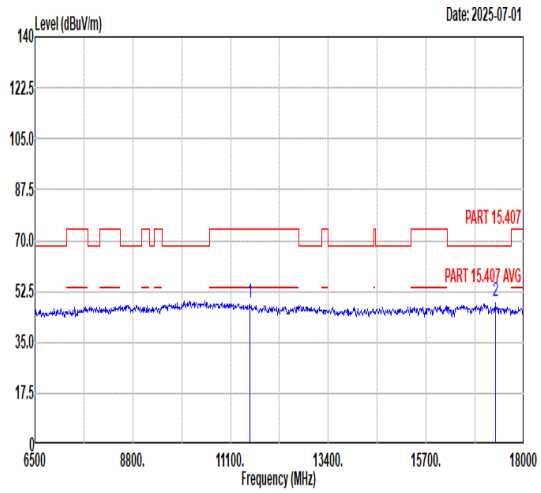 Freq Level Limit Line Margin Read Level Ant Factor Cable Loss Preamp Factor APos TPos Remark MHz dBuV/m dBuV/m dB dBuV dB/m dB dB cm deg 1 11550.00 48.55 74.00 -25.45 45.65 38.20 14.96 50.26 --- --- Peak 2 17325.00 49.16 68.30 -19.14 42.10 42.28 18.00 53.22 --- --- Peak	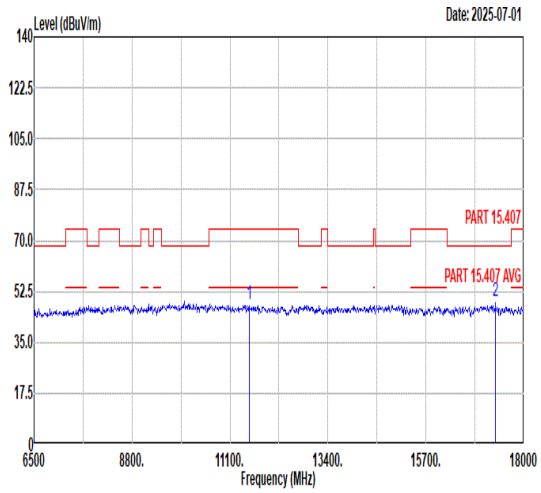 Freq Level Limit Line Margin Read Level Ant Factor Cable Loss Preamp Factor APos TPos Remark MHz dBuV/m dBuV/m dB dBuV dB/m dB dB cm deg 1 11550.00 48.11 74.00 -25.89 45.21 38.20 14.96 50.26 --- --- Peak 2 17325.00 48.95 68.30 -19.35 41.89 42.28 18.00 53.22 --- --- Peak

Mode	77	
	Band Edge	
	U-NII-3_5.725-5.85_802.11ax HE20_CH149_Partial RU26/0_5745MHz	
ANT	9	
Pol.	Horizontal	Fundamental
Peak	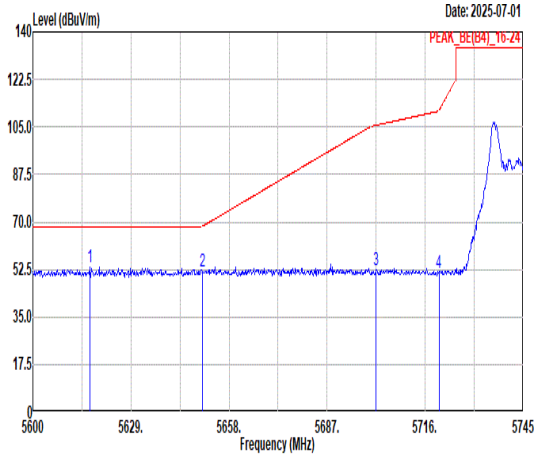 Freq Level Limit Line Margin (dB) Read Level Ant Factor Cable Loss Preamp Factor APos TPos Remark MHz dBuV/m dBuV/m dBuV dB/m dB dB cm deg 1 5616.97 53.36 68.30 -14.94 39.01 36.37 10.73 32.75 104 295 PEAK 2 5650.03 51.82 68.32 -16.50 37.27 36.50 10.81 32.76 104 295 PEAK 3 5701.50 52.32 105.62 -53.30 37.61 36.60 10.89 32.78 104 295 PEAK 4 5720.06 51.25 110.94 -59.69 36.52 36.64 10.88 32.79 104 295 PEAK	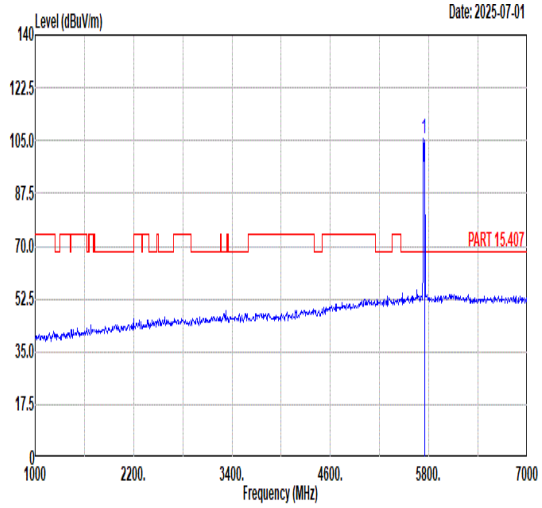 Freq Level Limit Line Margin (dB) Read Level Ant Factor Cable Loss Preamp Factor APos TPos Remark MHz dBuV/m dBuV/m dBuV dB/m dB dB cm deg 1 5745.00 105.64 ------ ------ 90.89 36.67 10.87 32.79 104 295 PEAK
Avg	Blank	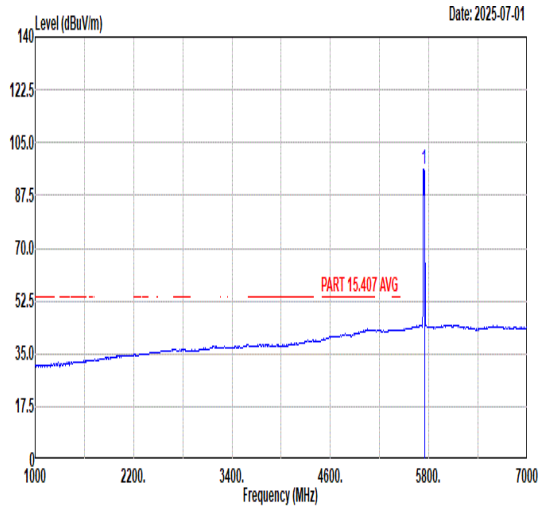 Freq Level Limit Line Margin (dB) Read Level Ant Factor Cable Loss Preamp Factor APos TPos Remark MHz dBuV/m dBuV/m dBuV dB/m dB dB cm deg 1 5745.00 96.26 ------ ------ 81.51 36.67 10.87 32.79 104 295 AVERAGE

Mode	77	
	Band Edge	
	U-NII-3_5.725-5.85_802.11ax HE20_CH149_Partial RU26/0_5745MHz	
ANT	9	
Pol.	Vertical	Fundamental
Peak	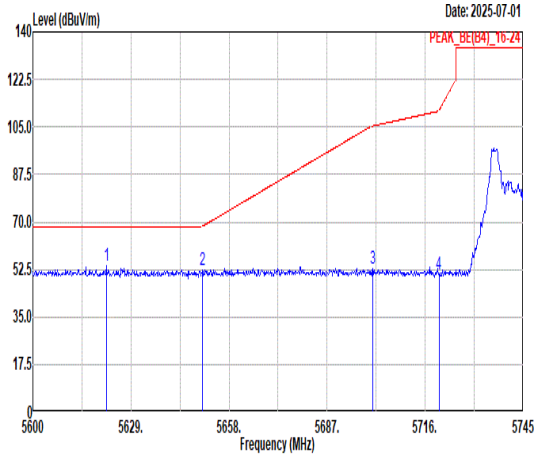 Freq Level Limit Line Margin (dB) Read Level Ant Factor Cable Loss Preamp Factor APos TPos Remark MHz dBuV/m dBuV/m dBuV dB/m dB dB cm deg 1 5621.75 53.76 68.30 -14.54 39.38 36.39 10.74 32.75 100 83 PEAK 2 5650.17 52.10 68.43 -16.33 37.55 36.50 10.81 32.76 100 83 PEAK 3 5700.49 52.87 105.34 -52.47 38.16 36.60 10.89 32.78 100 83 PEAK 4 5720.06 50.48 110.94 -60.46 35.75 36.64 10.88 32.79 100 83 PEAK	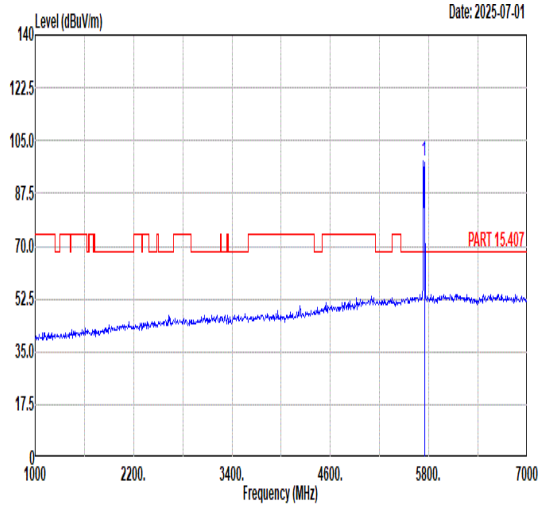 Freq Level Limit Line Margin (dB) Read Level Ant Factor Cable Loss Preamp Factor APos TPos Remark MHz dBuV/m dBuV/m dBuV dB/m dB dB cm deg 1 5745.00 98.51 ------ ------ 83.76 36.67 10.87 32.79 100 83 PEAK
Avg	Blank	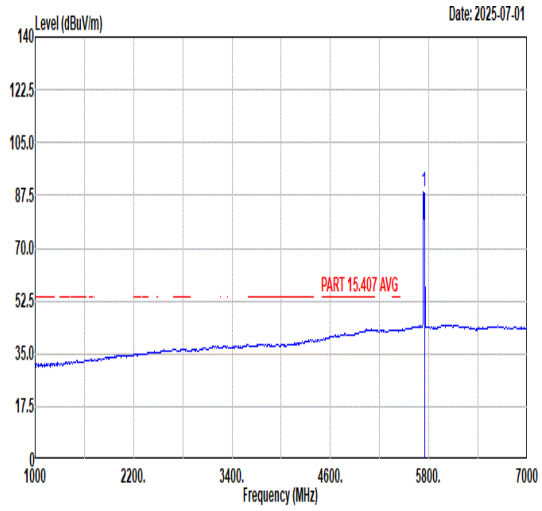 Freq Level Limit Line Margin (dB) Read Level Ant Factor Cable Loss Preamp Factor APos TPos Remark MHz dBuV/m dBuV/m dBuV dB/m dB dB cm deg 1 5745.00 88.73 ------ ------ 73.98 36.67 10.87 32.79 100 83 AVERAGE

Mode	78	
	Band Edge	
	U-NII-3_5.725-5.85_802.11ax HE20_CH165_Partial RU26/8_5825MHz	
ANT	9	
Pol.	Horizontal	Fundamental
Peak	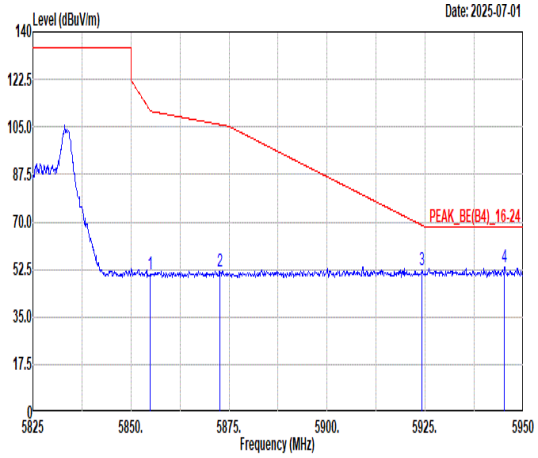 Freq Level Limit Line Margin (dB) Read Level Ant Factor Cable Loss Preamp Factor APos TPos Remark MHz dBuV/m dBuV/m dBuV dB/m dB dB cm deg 1 5854.88 50.48 111.08 -60.60 35.98 36.51 10.83 32.84 105 296 PEAK 2 5872.63 51.85 105.86 -54.01 37.31 36.55 10.84 32.85 105 296 PEAK 3 5924.25 52.13 68.75 -16.62 37.47 36.65 10.88 32.87 105 296 PEAK 4 5945.25 53.23 68.30 -15.07 38.50 36.69 10.92 32.88 105 296 PEAK	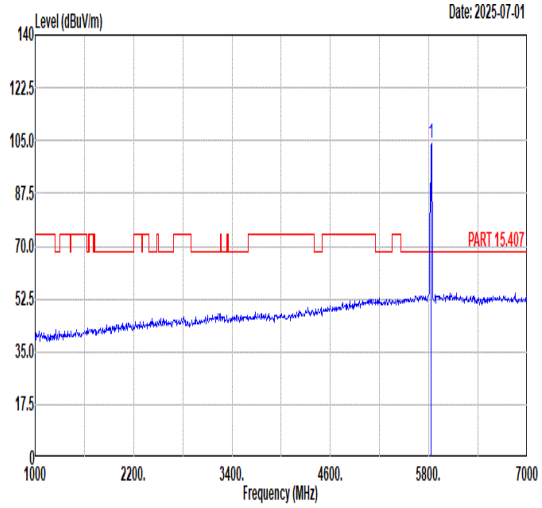 Freq Level Limit Line Margin (dB) Read Level Ant Factor Cable Loss Preamp Factor APos TPos Remark MHz dBuV/m dBuV/m dBuV dB/m dB dB cm deg 1 5825.00 103.93 ------ ------ 89.40 36.53 10.83 32.83 105 296 PEAK
Avg	Blank	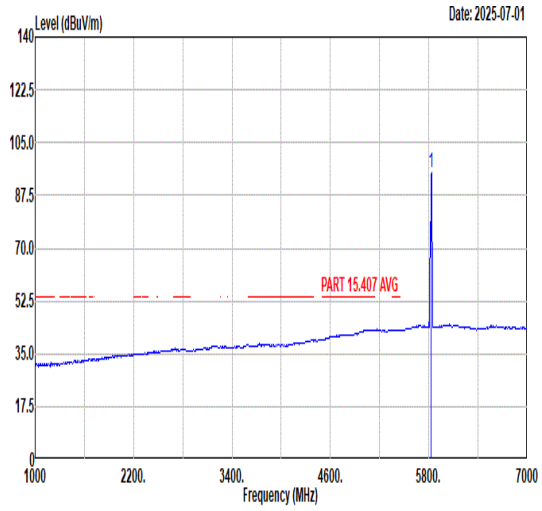 Freq Level Limit Line Margin (dB) Read Level Ant Factor Cable Loss Preamp Factor APos TPos Remark MHz dBuV/m dBuV/m dBuV dB/m dB dB cm deg 1 5825.00 94.94 ------ ------ 80.41 36.53 10.83 32.83 105 296 AVERAGE

Mode	78	
	Band Edge	
	U-NII-3_5.725-5.85_802.11ax HE20_CH165_Partial RU26/8_5825MHz	
ANT	9	
Pol.	Vertical	Fundamental
Peak	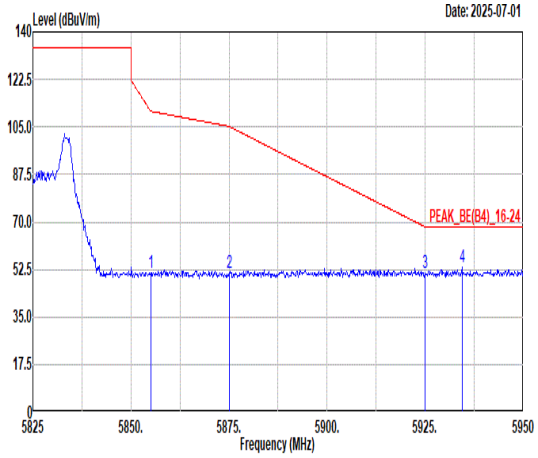 Freq Level Limit Line Margin (dB) Read Level Ant Factor Cable Loss Preamp Factor APos TPos Remark MHz dBuV/m dBuV/m dBuV dB/m dB dB cm deg 1 5855.00 51.43 110.80 -59.37 36.93 36.51 10.83 32.84 397 225 PEAK 2 5875.00 51.18 105.20 -54.02 36.64 36.55 10.84 32.85 397 225 PEAK 3 5925.00 51.29 68.20 -16.91 36.62 36.65 10.89 32.87 397 225 PEAK 4 5934.38 53.14 68.30 -15.16 38.44 36.67 10.90 32.87 397 225 PEAK	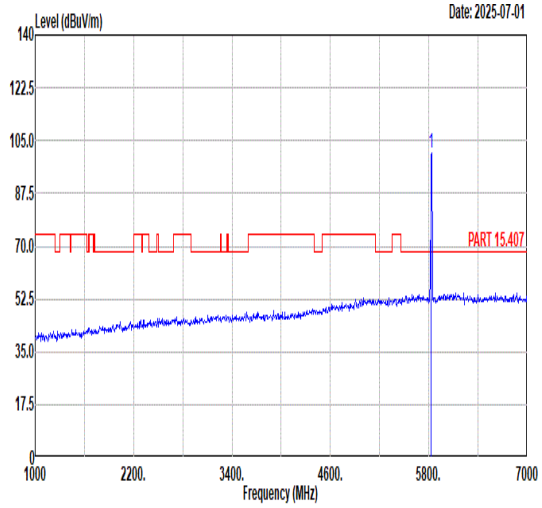 Freq Level Limit Line Margin (dB) Read Level Ant Factor Cable Loss Preamp Factor APos TPos Remark MHz dBuV/m dBuV/m dBuV dB/m dB dB cm deg 1 5825.00 100.69 ------ ------ 86.16 36.53 10.83 32.83 397 225 PEAK
Avg	Blank	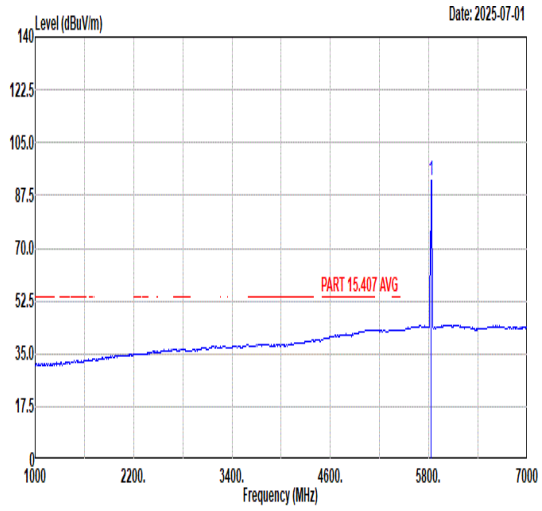 Freq Level Limit Line Margin (dB) Read Level Ant Factor Cable Loss Preamp Factor APos TPos Remark MHz dBuV/m dBuV/m dBuV dB/m dB dB cm deg 1 5825.00 92.51 ------ ------ 77.98 36.53 10.83 32.83 397 225 AVERAGE

Mode	79	
	Band Edge	
	U-NII-3_5.725-5.85_802.11ax HE20_CH149_Partial RU52/37_5745MHz	
ANT	9	
Pol.	Horizontal	Fundamental
Peak	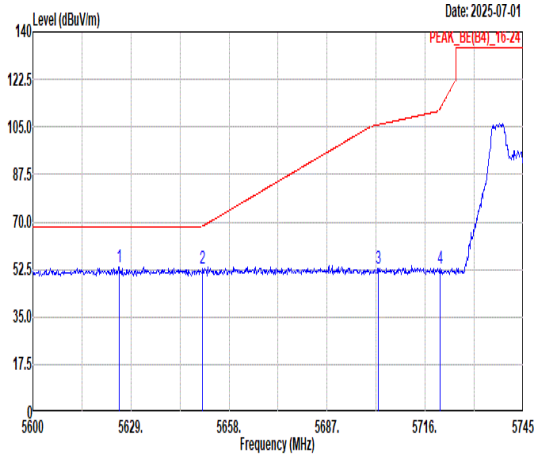 Freq Level Limit Line Margin (dB) Read Level Ant Factor Cable Loss Preamp Factor APos TPos Remark MHz dBuV/m dBuV/m dBuV dB/m dB dB cm deg 1 5625.52 53.31 68.30 -14.99 38.91 36.40 10.75 32.75 106 296 PEAK 2 5650.17 52.59 68.43 -15.84 38.04 36.50 10.81 32.76 106 296 PEAK 3 5702.08 52.88 105.78 -52.90 38.17 36.60 10.89 32.78 106 296 PEAK 4 5720.35 52.70 111.60 -58.90 37.97 36.64 10.88 32.79 106 296 PEAK	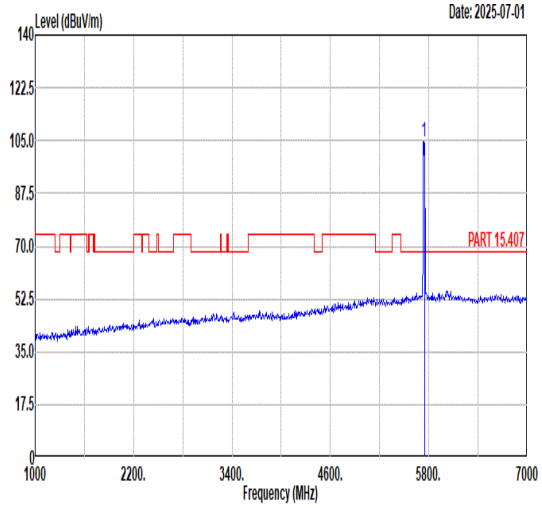 Freq Level Limit Line Margin (dB) Read Level Ant Factor Cable Loss Preamp Factor APos TPos Remark MHz dBuV/m dBuV/m dBuV dB/m dB dB cm deg 1 5745.00 104.81 ------ ------ 90.07 36.68 10.86 32.80 106 296 PEAK
Avg	Blank	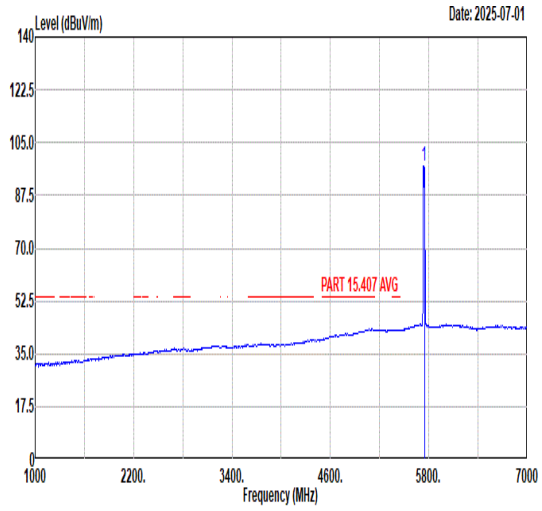 Freq Level Limit Line Margin (dB) Read Level Ant Factor Cable Loss Preamp Factor APos TPos Remark MHz dBuV/m dBuV/m dBuV dB/m dB dB cm deg 1 5745.00 97.08 ------ ------ 82.34 36.68 10.86 32.80 106 296 AVERAGE

Mode	79	
	Band Edge	
	U-NII-3_5.725-5.85_802.11ax HE20_CH149_Partial RU52/37_5745MHz	
ANT	9	
Pol.	Vertical	Fundamental
Peak	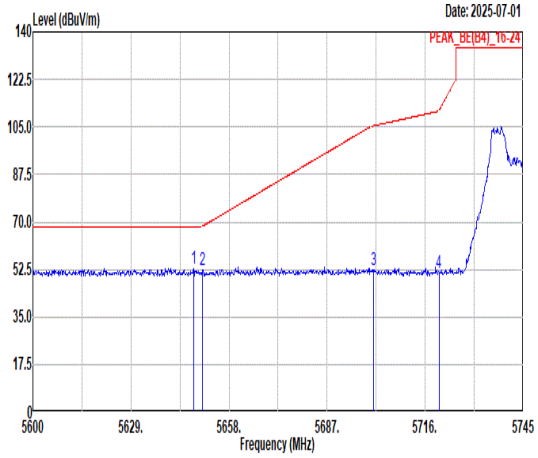 Freq Level Limit Line Margin (dB) Read Level Ant Factor Cable Loss Preamp Factor APos TPos Remark MHz dBuV/m dBuV/m dBuV dB/m dB dB cm deg 1 5647.56 52.94 68.30 -15.36 38.41 36.49 10.80 32.76 302 246 PEAK 2 5650.03 52.15 68.32 -16.17 37.60 36.50 10.81 32.76 302 246 PEAK 3 5700.78 52.51 105.42 -52.91 37.80 36.60 10.89 32.78 302 246 PEAK 4 5720.06 51.37 110.94 -59.57 36.64 36.64 10.88 32.79 302 246 PEAK	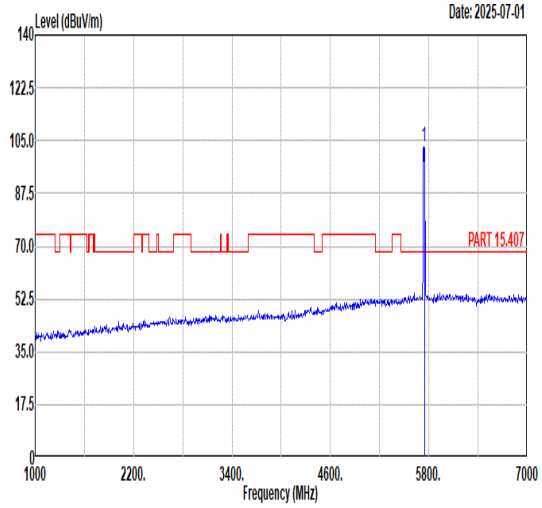 Freq Level Limit Line Margin (dB) Read Level Ant Factor Cable Loss Preamp Factor APos TPos Remark MHz dBuV/m dBuV/m dBuV dB/m dB dB cm deg 1 5745.00 102.85 ------ ------ 88.11 36.68 10.86 32.80 302 246 PEAK
Avg	Blank	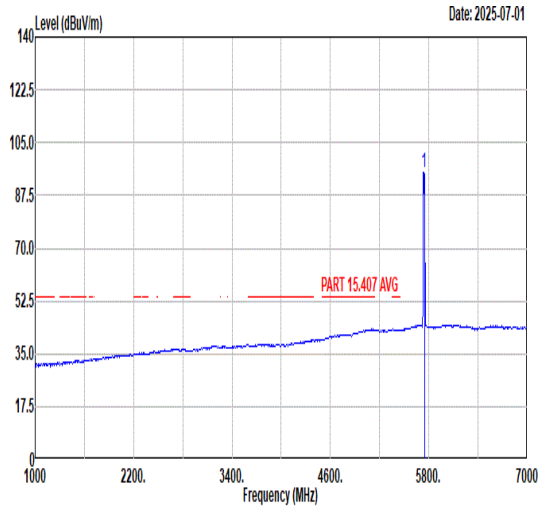 Freq Level Limit Line Margin (dB) Read Level Ant Factor Cable Loss Preamp Factor APos TPos Remark MHz dBuV/m dBuV/m dBuV dB/m dB dB cm deg 1 5745.00 95.35 ------ ------ 80.60 36.67 10.87 32.79 302 246 AVERAGE

Mode	80	
	Band Edge	
	U-NII-3_5.725-5.85_802.11ax HE20_CH165_Partial RU52/40_5825MHz	
ANT	9	
Pol.	Horizontal	Fundamental
Peak	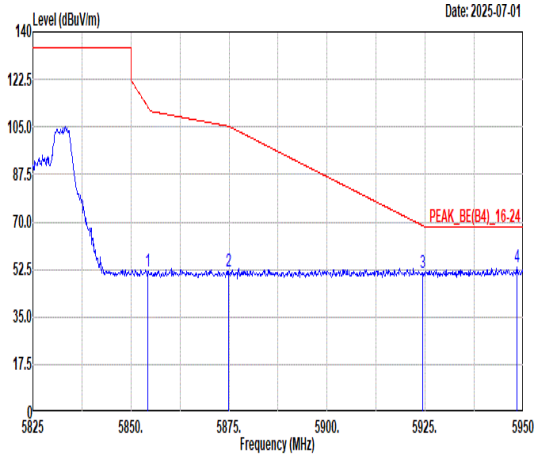 Freq Level Limit Line Margin (dB) Read Level Ant Factor Cable Loss Preamp Factor APos TPos Remark MHz dBuV/m dBuV/m dBuV dB/m dB dB cm deg 1 5854.38 51.94 112.22 -60.28 37.44 36.51 10.83 32.84 103 295 PEAK 2 5874.88 51.96 105.23 -53.27 37.42 36.55 10.84 32.85 103 295 PEAK 3 5924.38 51.34 68.66 -17.32 36.68 36.65 10.88 32.87 103 295 PEAK 4 5948.38 53.14 68.30 -15.16 38.40 36.70 10.92 32.88 103 295 PEAK	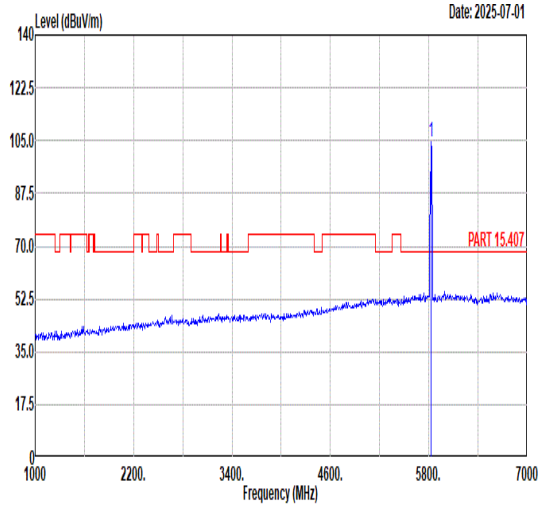 Freq Level Limit Line Margin (dB) Read Level Ant Factor Cable Loss Preamp Factor APos TPos Remark MHz dBuV/m dBuV/m dBuV dB/m dB dB cm deg 1 5825.00 104.36 ------ ------ 89.82 36.54 10.83 32.83 103 295 PEAK
Avg	Blank	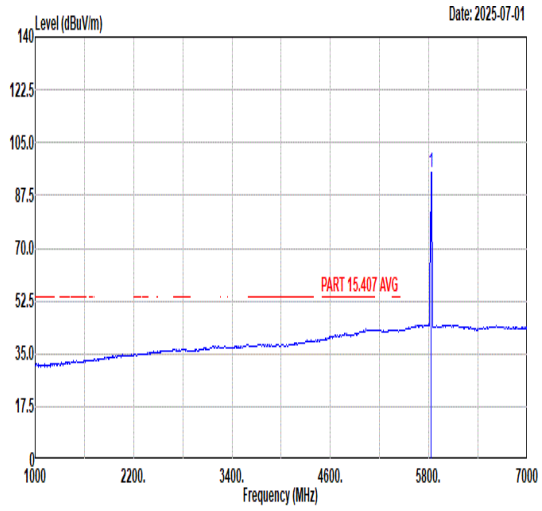 Freq Level Limit Line Margin (dB) Read Level Ant Factor Cable Loss Preamp Factor APos TPos Remark MHz dBuV/m dBuV/m dBuV dB/m dB dB cm deg 1 5825.00 95.16 ------ ------ 80.63 36.53 10.83 32.83 103 295 AVERAGE

Mode	80	
	Band Edge	
	U-NII-3_5.725-5.85_802.11ax HE20_CH165_Partial RU52/40_5825MHz	
ANT	9	
Pol.	Vertical	Fundamental
Peak	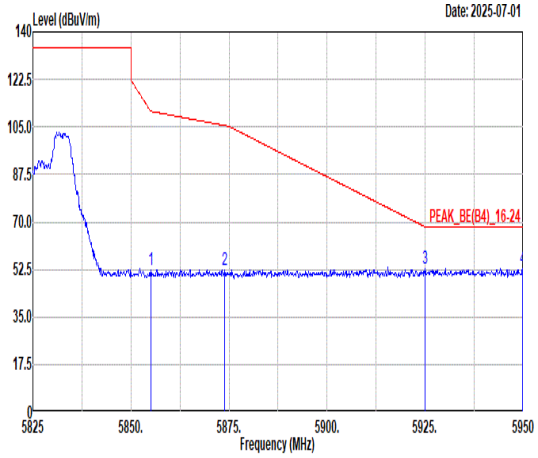 Freq Level Limit Line Margin (dB) Read Level Ant Factor Cable Loss Preamp Factor APos TPos Remark MHz dBuV/m dBuV/m dBuV dB/m dB dB cm deg 1 5855.00 52.08 110.80 -58.72 37.58 36.51 10.83 32.84 325 227 PEAK 2 5873.88 52.45 105.51 -53.06 37.91 36.55 10.84 32.85 325 227 PEAK 3 5925.00 52.76 68.20 -15.44 38.09 36.65 10.89 32.87 325 227 PEAK 4 5949.75 53.05 68.30 -15.25 38.31 36.70 10.92 32.88 325 227 PEAK	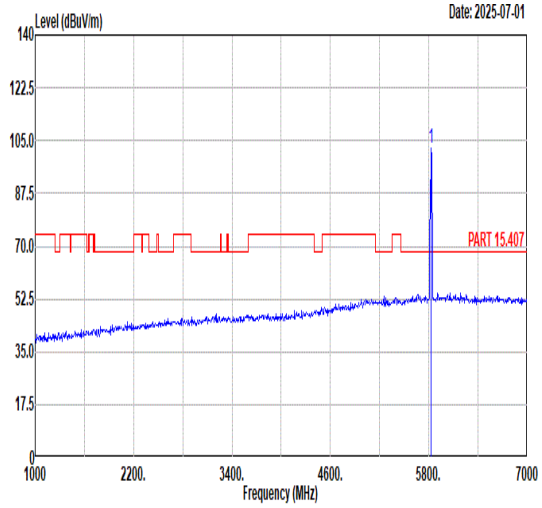 Freq Level Limit Line Margin (dB) Read Level Ant Factor Cable Loss Preamp Factor APos TPos Remark MHz dBuV/m dBuV/m dBuV dB/m dB dB cm deg 1 5825.00 102.24 ------ ------ 87.70 36.54 10.83 32.83 325 227 PEAK
Avg	Blank	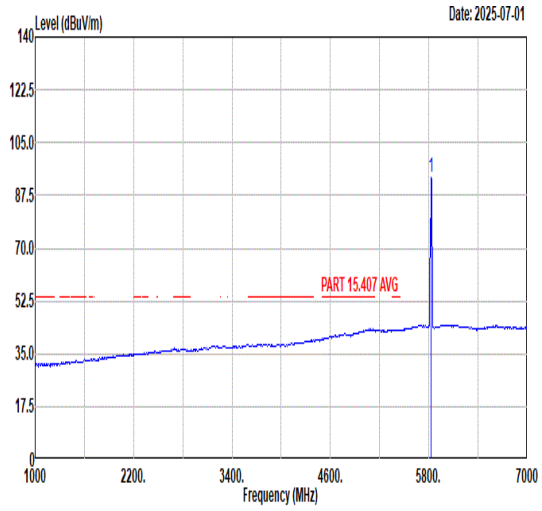 Freq Level Limit Line Margin (dB) Read Level Ant Factor Cable Loss Preamp Factor APos TPos Remark MHz dBuV/m dBuV/m dBuV dB/m dB dB cm deg 1 5825.00 93.42 ------ ------ 78.88 36.54 10.83 32.83 325 227 AVERAGE

Mode	81	
	Band Edge	
	U-NII-3_5.725-5.85_802.11ax HE20_CH149_Partial RU106/53_5745MHz	
ANT	9	
Pol.	Horizontal	Fundamental
Peak	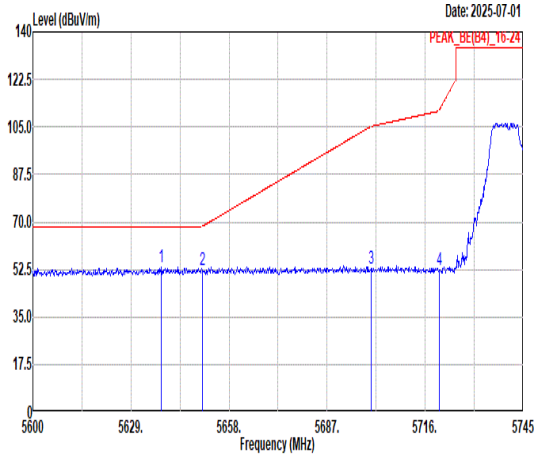 Freq Level Limit Line Margin (dB) Read Level Ant Factor Cable Loss Preamp Factor APos TPos Remark MHz dBuV/m dBuV/m dBuV dB/m dB dB cm deg 1 5637.99 53.29 68.30 -15.01 38.82 36.45 10.78 32.76 106 296 PEAK 2 5650.03 52.35 68.32 -15.97 37.80 36.50 10.81 32.76 106 296 PEAK 3 5700.05 53.05 105.21 -52.16 38.34 36.60 10.89 32.78 106 296 PEAK 4 5720.21 52.20 111.27 -59.07 37.47 36.64 10.88 32.79 106 296 PEAK	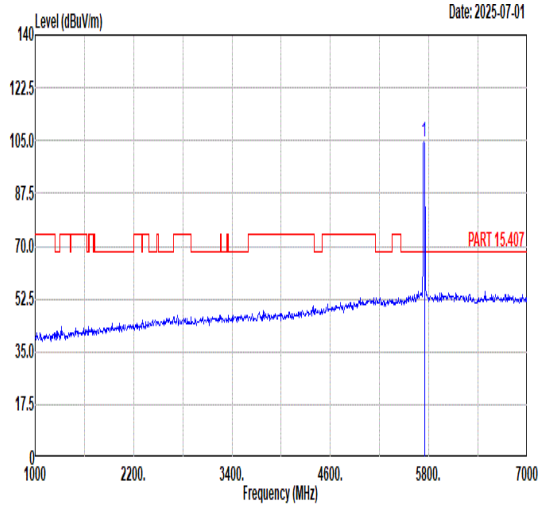 Freq Level Limit Line Margin (dB) Read Level Ant Factor Cable Loss Preamp Factor APos TPos Remark MHz dBuV/m dBuV/m dBuV dB/m dB dB cm deg 1 5745.00 104.84 ------ ------ 90.10 36.68 10.86 32.80 106 296 PEAK
Avg	Blank	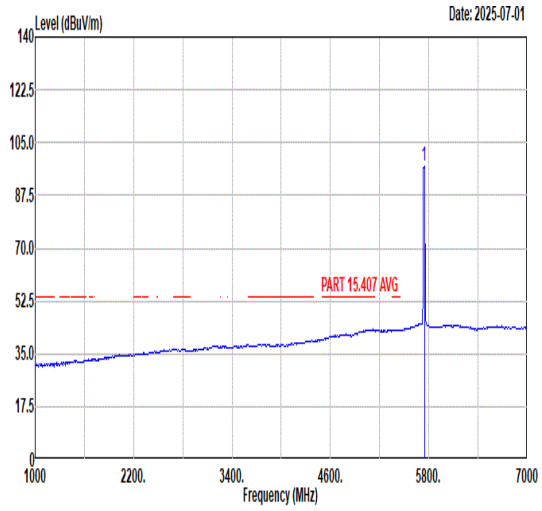 Freq Level Limit Line Margin (dB) Read Level Ant Factor Cable Loss Preamp Factor APos TPos Remark MHz dBuV/m dBuV/m dBuV dB/m dB dB cm deg 1 5745.00 96.97 ------ ------ 82.22 36.69 10.86 32.80 106 296 AVERAGE

Mode	81	
	Band Edge	
	U-NII-3_5.725-5.85_802.11ax HE20_CH149_Partial RU106/53_5745MHz	
ANT	9	
Pol.	Vertical	Fundamental
Peak	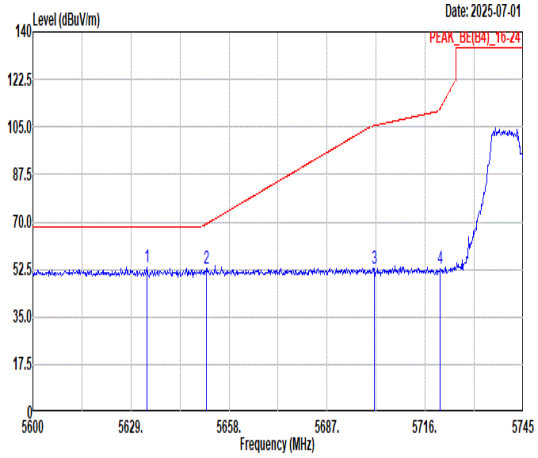 Freq Level Limit Line Margin (dB) Read Level Ant Factor Cable Loss Preamp Factor APos TPos Remark MHz dBuV/m dBuV/m dBuV dB/m dB dB cm deg 1 5633.64 53.38 68.30 -14.92 38.93 36.43 10.77 32.75 319 248 PEAK 2 5651.33 52.78 69.29 -16.51 38.23 36.50 10.81 32.76 319 248 PEAK 3 5701.07 53.01 105.50 -52.49 38.30 36.60 10.89 32.78 319 248 PEAK 4 5720.50 52.61 111.93 -59.32 37.88 36.64 10.88 32.79 319 248 PEAK	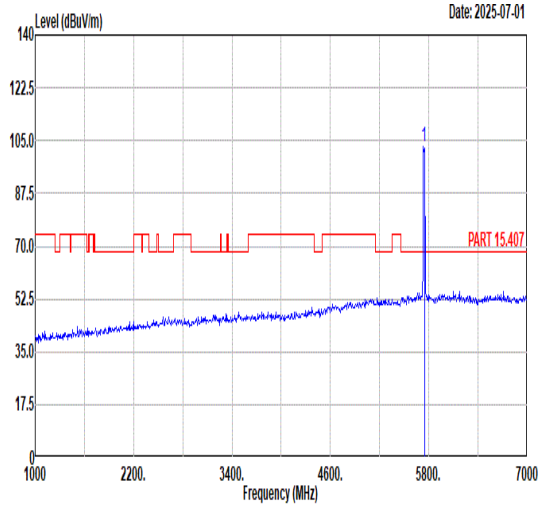 Freq Level Limit Line Margin (dB) Read Level Ant Factor Cable Loss Preamp Factor APos TPos Remark MHz dBuV/m dBuV/m dBuV dB/m dB dB cm deg 1 5745.00 103.07 ------ ------ 88.32 36.67 10.87 32.79 319 248 PEAK
Avg	Blank	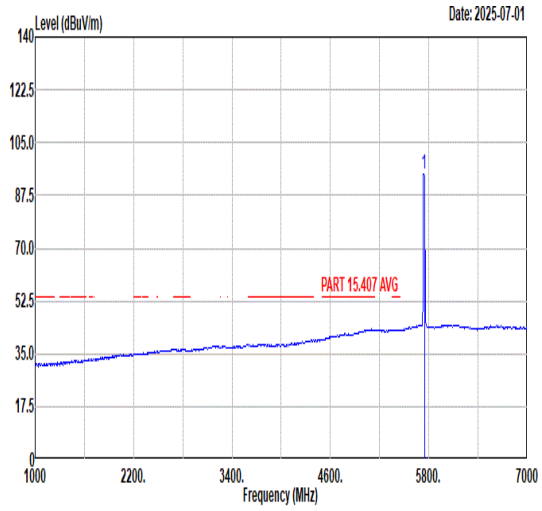 Freq Level Limit Line Margin (dB) Read Level Ant Factor Cable Loss Preamp Factor APos TPos Remark MHz dBuV/m dBuV/m dBuV dB/m dB dB cm deg 1 5745.00 94.50 ------ ------ 79.76 36.68 10.86 32.80 319 248 AVERAGE

Mode	82	
	Band Edge	
	U-NII-3_5.725-5.85_802.11ax HE20_CH165_Partial RU106/54_5825MHz	
ANT	9	
Pol.	Horizontal	Fundamental
Peak	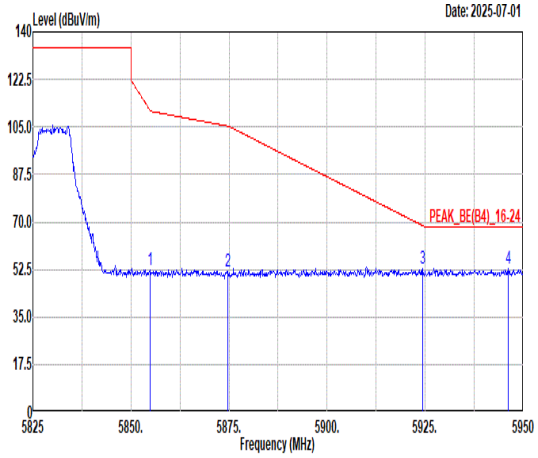 Freq Level Limit Line Margin (dB) Read Level Ant Factor Cable Loss Preamp Factor APos TPos Remark MHz dBuV/m dBuV/m dBuV dB/m dB dB cm deg 1 5854.88 52.35 111.08 -58.73 37.85 36.51 10.83 32.84 106 297 PEAK 2 5874.63 51.81 105.30 -53.49 37.27 36.55 10.84 32.85 106 297 PEAK 3 5924.38 52.65 68.66 -16.01 37.99 36.65 10.88 32.87 106 297 PEAK 4 5946.25 52.66 68.30 -15.64 37.93 36.69 10.92 32.88 106 297 PEAK	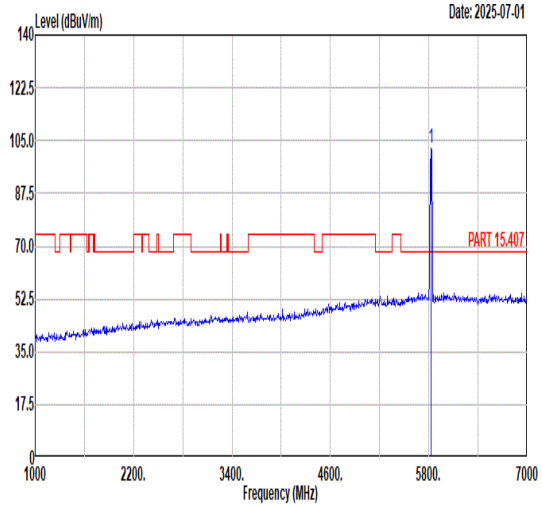 Freq Level Limit Line Margin (dB) Read Level Ant Factor Cable Loss Preamp Factor APos TPos Remark MHz dBuV/m dBuV/m dBuV dB/m dB dB cm deg 1 5825.00 102.63 ------ ------ 88.09 36.54 10.83 32.83 106 297 PEAK
Avg	Blank	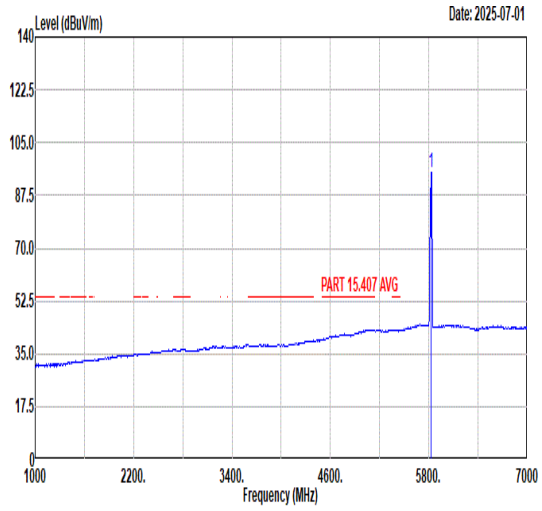 Freq Level Limit Line Margin (dB) Read Level Ant Factor Cable Loss Preamp Factor APos TPos Remark MHz dBuV/m dBuV/m dBuV dB/m dB dB cm deg 1 5825.00 95.25 ------ ------ 80.71 36.54 10.83 32.83 106 297 AVERAGE

Mode	82	
	Band Edge	
	U-NII-3_5.725-5.85_802.11ax HE20_CH165_Partial RU106/54_5825MHz	
ANT	9	
Pol.	Vertical	Fundamental
Peak	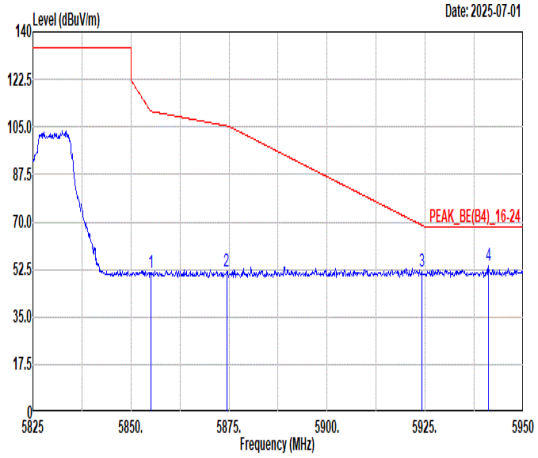 Freq Level Limit Line Margin (dB) Read Level Ant Factor Cable Loss Preamp Factor APos TPos Remark MHz dBuV/m dBuV/m dBuV dB/m dB dB cm deg 1 5855.00 51.24 110.80 -59.56 36.74 36.51 10.83 32.84 326 246 PEAK 2 5874.38 51.86 105.37 -53.51 37.32 36.55 10.84 32.85 326 246 PEAK 3 5924.13 51.99 68.84 -16.85 37.33 36.65 10.88 32.87 326 246 PEAK 4 5941.13 53.97 68.30 -14.33 39.26 36.68 10.91 32.88 326 246 PEAK	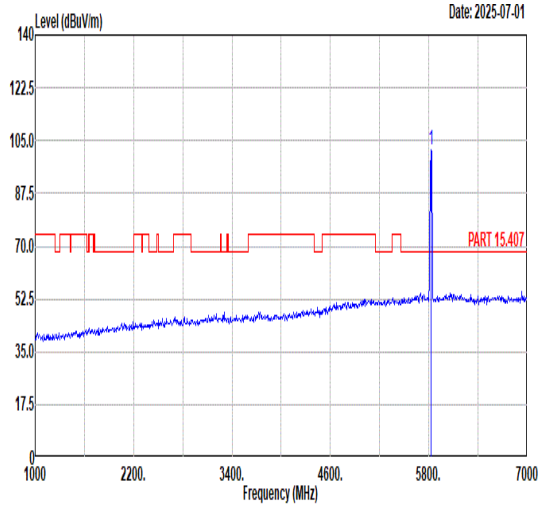 Freq Level Limit Line Margin (dB) Read Level Ant Factor Cable Loss Preamp Factor APos TPos Remark MHz dBuV/m dBuV/m dBuV dB/m dB dB cm deg 1 5825.00 101.77 ------ ------ 87.23 36.54 10.83 32.83 326 246 PEAK
Avg	Blank	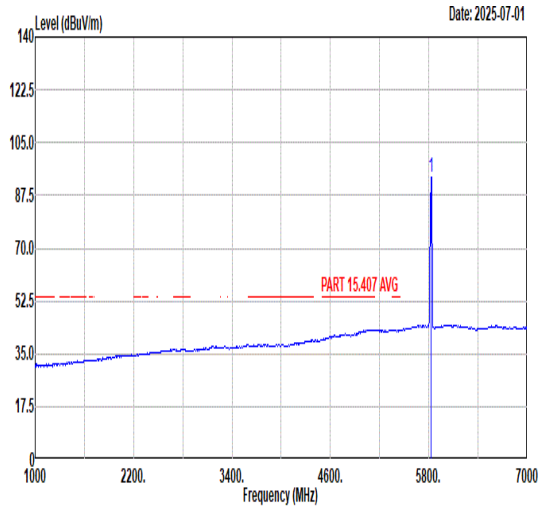 Freq Level Limit Line Margin (dB) Read Level Ant Factor Cable Loss Preamp Factor APos TPos Remark MHz dBuV/m dBuV/m dBuV dB/m dB dB cm deg 1 5825.00 93.69 ------ ------ 79.15 36.54 10.83 32.83 326 246 AVERAGE

Mode	83	
	Harmonic	
	UNII 2C-3_5.47-5.85_802.11a_CH144_5720MHz	
ANT	9	
Pol.	Horizontal	Vertical
Peak Avg	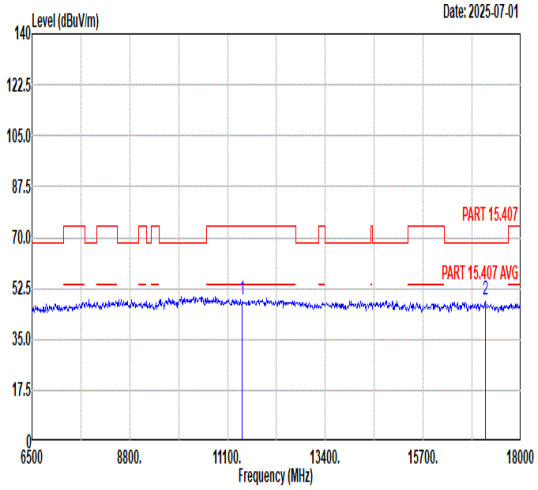 Freq Level Limit Line Margin Read Level Ant Factor Cable Loss Preamp Factor APos TPos Remark MHz dBuV/m dBuV/m dB dBuV dB/m dB dB cm deg 1 11440.00 48.65 74.00 -25.35 45.93 38.20 14.89 50.37 --- --- Peak 2 17160.00 48.46 68.30 -19.84 40.33 42.94 18.04 52.85 --- --- Peak	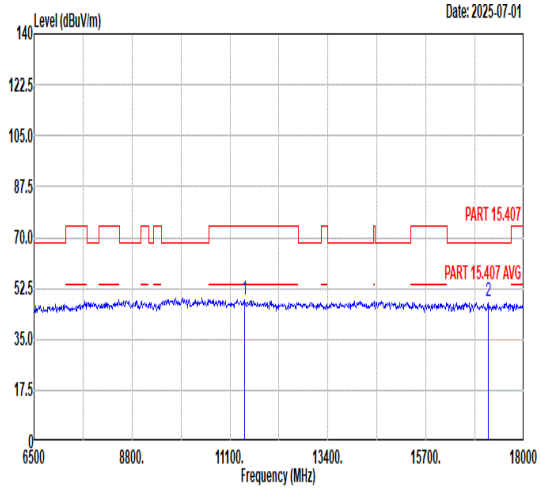 Freq Level Limit Line Margin Read Level Ant Factor Cable Loss Preamp Factor APos TPos Remark MHz dBuV/m dBuV/m dB dBuV dB/m dB dB cm deg 1 11440.00 48.57 74.00 -25.43 45.85 38.20 14.89 50.37 --- --- Peak 2 17160.00 48.21 68.30 -20.09 40.08 42.94 18.04 52.85 --- --- Peak

Mode	84	
	Harmonic	
	UNII 2C-3_5.47-5.85_802.11n HT20_CH144_Full_5710MHz	
ANT	9	
Pol.	Horizontal	Vertical
Peak Avg	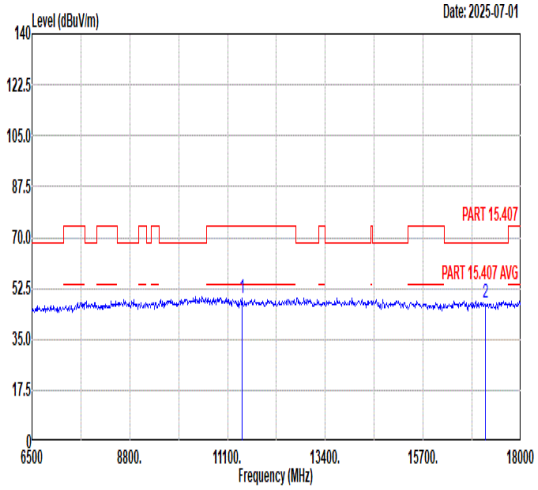 Freq Level Limit Line Margin Read Level Ant Factor Cable Loss Preamp Factor APos TPos Remark MHz dBuV/m dBuV/m dB dBuV dB/m dB dB cm deg 1 11440.00 48.99 74.00 -25.01 46.27 38.20 14.89 50.37 --- --- Peak 2 17160.00 47.68 68.30 -20.62 39.55 42.94 18.04 52.85 --- --- Peak	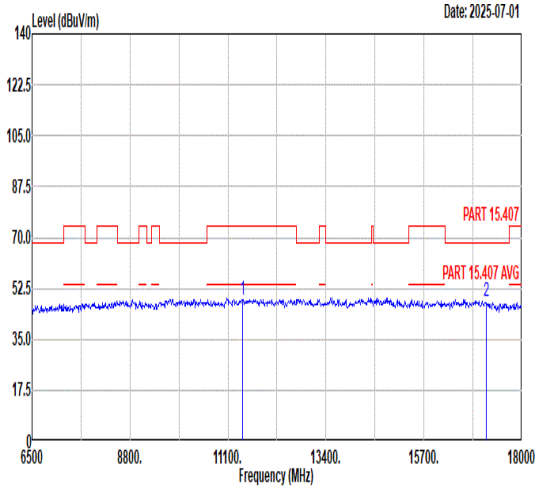 Freq Level Limit Line Margin Read Level Ant Factor Cable Loss Preamp Factor APos TPos Remark MHz dBuV/m dBuV/m dB dBuV dB/m dB dB cm deg 1 11440.00 48.85 74.00 -25.15 46.13 38.20 14.89 50.37 --- --- Peak 2 17160.00 48.21 68.30 -20.09 40.08 42.94 18.04 52.85 --- --- Peak

Mode	85	
	Harmonic	
	UNII 2C-3_5.47-5.85_802.11ax HE20_CH144_Full_5710MHz	
ANT	9	
Pol.	Horizontal	Vertical
Peak Avg	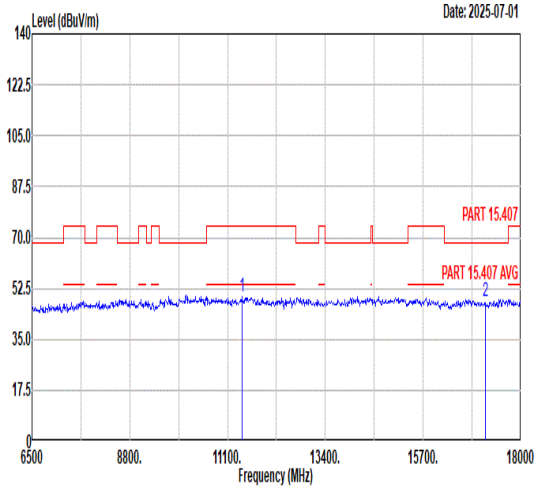 Freq Level Limit Line Margin Read Level Ant Factor Cable Loss Preamp Factor APos TPos Remark MHz dBuV/m dBuV/m dB dBuV dB/m dB dB cm deg 1 11440.00 49.48 74.00 -24.52 46.76 38.20 14.89 50.37 --- --- Peak 2 17160.00 48.01 68.30 -20.29 39.88 42.94 18.04 52.85 --- --- Peak	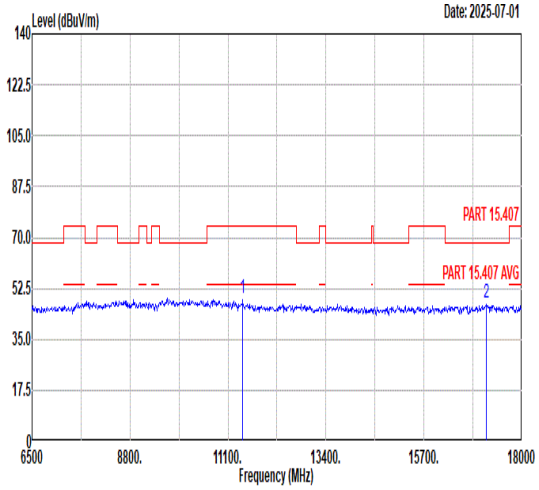 Freq Level Limit Line Margin Read Level Ant Factor Cable Loss Preamp Factor APos TPos Remark MHz dBuV/m dBuV/m dB dBuV dB/m dB dB cm deg 1 11440.00 48.92 74.00 -25.08 46.20 38.20 14.89 50.37 --- --- Peak 2 17160.00 47.43 68.30 -20.87 39.30 42.94 18.04 52.85 --- --- Peak

Mode	86	
	Harmonic	
	UNII 2C-3_5.47-5.85_802.11n HT40_CH142_Full_5690MHz	
ANT	9	
Pol.	Horizontal	Vertical
Peak Avg	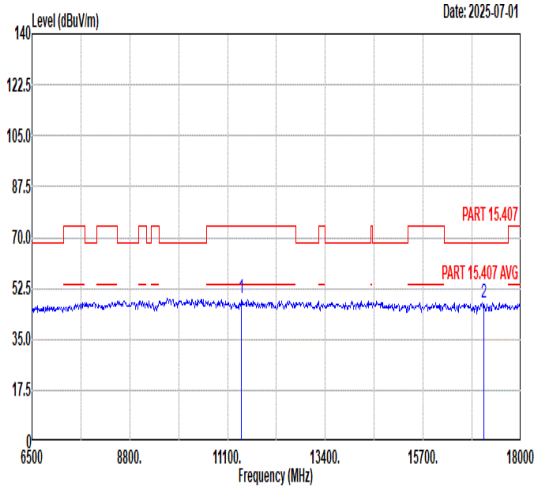 Freq Level Limit Line Margin Read Level Ant Factor Cable Loss Preamp Factor APos TPos Remark MHz dBuV/m dBuV/m dB dBuV dB/m dB dB cm deg 1 11420.00 48.97 74.00 -25.03 46.29 38.20 14.88 50.40 --- --- Peak 2 17130.00 47.71 68.30 -20.59 39.48 42.97 18.05 52.79 --- --- Peak	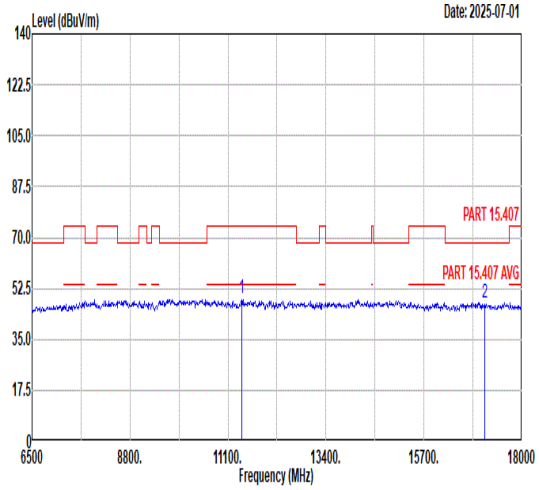 Freq Level Limit Line Margin Read Level Ant Factor Cable Loss Preamp Factor APos TPos Remark MHz dBuV/m dBuV/m dB dBuV dB/m dB dB cm deg 1 11420.00 49.27 74.00 -24.73 46.59 38.20 14.88 50.40 --- --- Peak 2 17130.00 47.31 68.30 -20.99 39.08 42.97 18.05 52.79 --- --- Peak

Mode	87	
	Harmonic	
	UNII 2C-3_5.47-5.85_802.11ax HE40_CH142_Full_5690MHz	
ANT	9	
Pol.	Horizontal	Vertical
Peak Avg	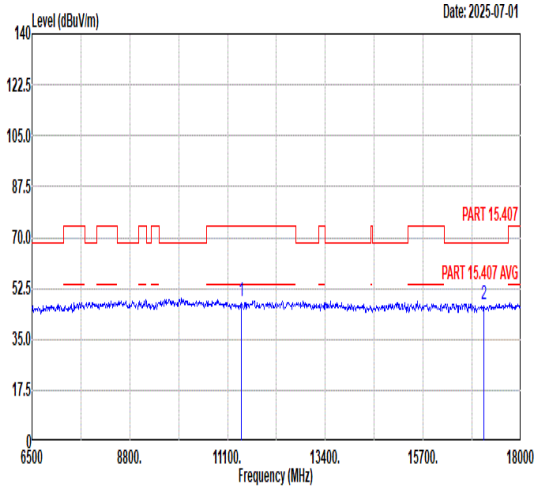 Freq Level Limit Line Margin Read Level Ant Factor Cable Loss Preamp Factor APos TPos Remark MHz dBuV/m dBuV/m dB dBuV dB/m dB dB cm deg 1 11420.00 48.13 74.00 -25.87 45.45 38.20 14.88 50.40 --- --- Peak 2 17130.00 47.22 68.30 -21.08 38.99 42.97 18.05 52.79 --- --- Peak	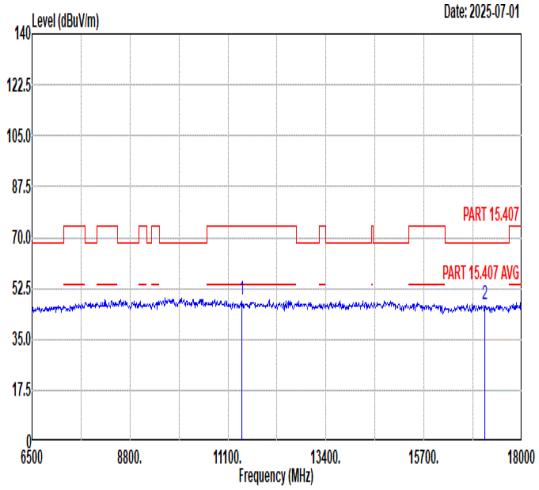 Freq Level Limit Line Margin Read Level Ant Factor Cable Loss Preamp Factor APos TPos Remark MHz dBuV/m dBuV/m dB dBuV dB/m dB dB cm deg 1 11420.00 48.62 74.00 -25.38 45.94 38.20 14.88 50.40 --- --- Peak 2 17130.00 46.97 68.30 -21.33 38.74 42.97 18.05 52.79 --- --- Peak

Mode	88	
	Harmonic	
	UNII 2C-3_5.47-5.85_802.11ac VHT80_CH138_Full_5720MHz	
ANT	9	
Pol.	Horizontal	Vertical
Peak Avg	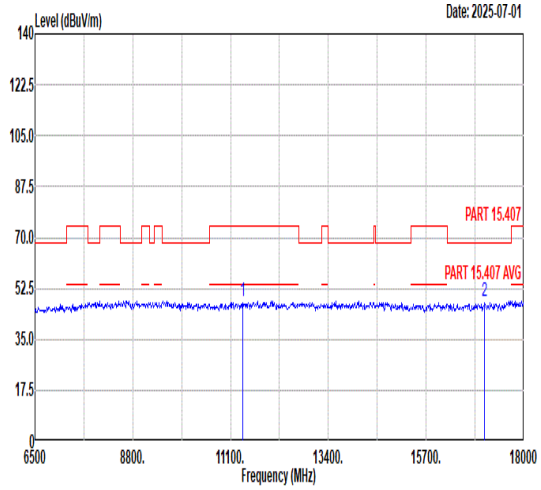 Freq Level Limit Line Margin Read Level Ant Factor Cable Loss Preamp Factor APos TPos Remark MHz dBuV/m dBuV/m dB dBuV dB/m dB dB cm deg 1 11380.00 47.93 74.00 -26.07 45.34 38.18 14.85 50.44 --- --- Peak 2 17070.00 47.96 68.30 -20.34 39.60 42.94 18.07 52.65 --- --- Peak	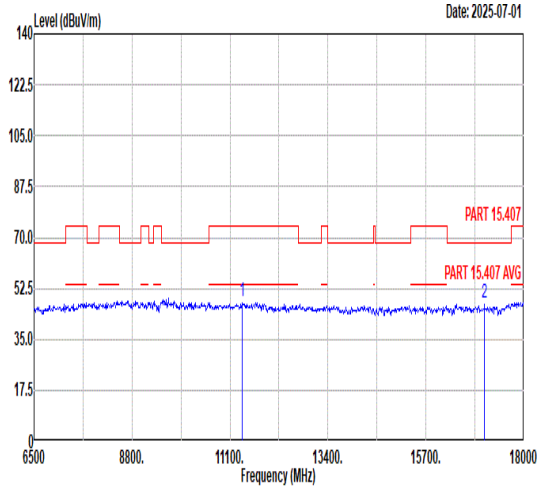 Freq Level Limit Line Margin Read Level Ant Factor Cable Loss Preamp Factor APos TPos Remark MHz dBuV/m dBuV/m dB dBuV dB/m dB dB cm deg 1 11380.00 48.05 74.00 -25.95 45.46 38.18 14.85 50.44 --- --- Peak 2 17070.00 47.57 68.30 -20.73 39.21 42.94 18.07 52.65 --- --- Peak

Mode	89	
	Harmonic	
	UNII 2C-3_5.47-5.85_802.11ax HE80_CH138_Full_5720MHz	
ANT	9	
Pol.	Horizontal	Vertical
Peak Avg	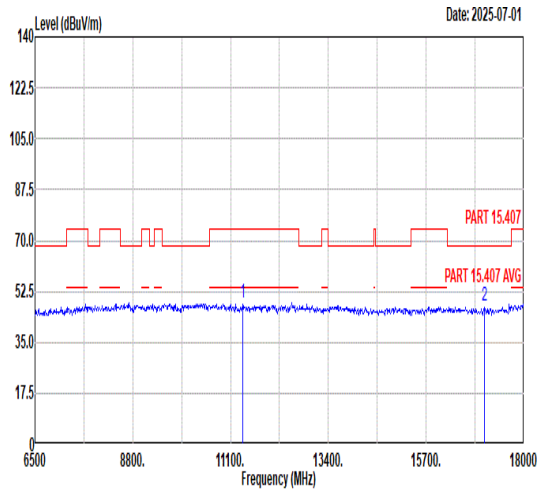 Freq Level Limit Line Margin Read Level Ant Factor Cable Loss Preamp Factor APos TPos Remark MHz dBuV/m dBuV/m dB dBuV dB/m dB dB cm deg 1 11380.00 48.45 74.00 -25.55 45.86 38.18 14.85 50.44 --- --- Peak 2 17070.00 47.60 68.30 -20.70 39.24 42.94 18.07 52.65 --- --- Peak	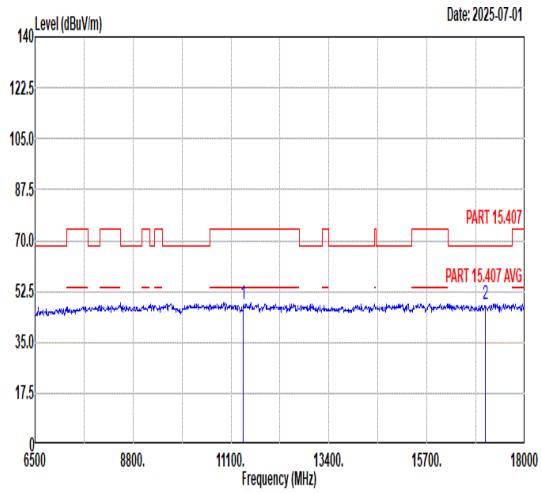 Freq Level Limit Line Margin Read Level Ant Factor Cable Loss Preamp Factor APos TPos Remark MHz dBuV/m dBuV/m dB dBuV dB/m dB dB cm deg 1 11380.00 47.90 74.00 -26.10 45.31 38.18 14.85 50.44 --- --- Peak 2 17070.00 48.08 68.30 -20.22 39.72 42.94 18.07 52.65 --- --- Peak

Mode	90	
	LF	
	U-NII-2C_5.47-5.725_802.11a-LF_CH140_5700MHz	
ANT	9	
Pol.	Horizontal	Vertical
QP/ Peak	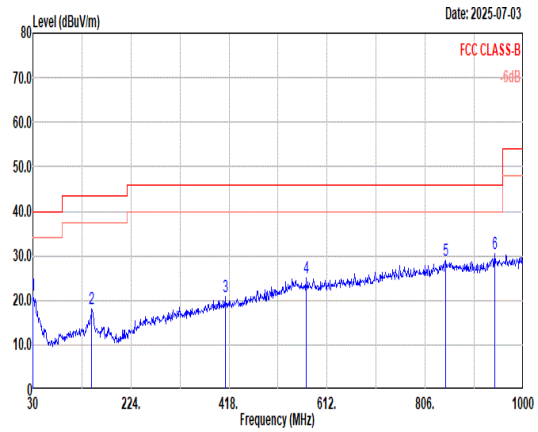	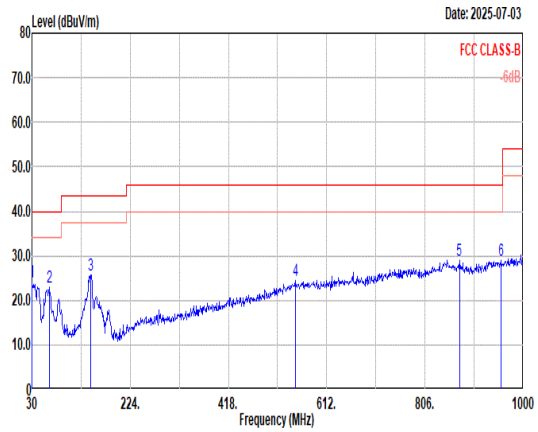

	Freq	Level	Limit Line	Margin	Read Level	Ant Factor	Cable Loss	Preamp Factor	APos	TPos	Remark
	MHz	dBuV/m	dBuV/m	dB	dBuV	dB/m	dB	dB	cm	deg	
1	30.00	21.11	40.00	-18.89	26.10	25.20	1.01	31.20	---	---	Peak
2	146.40	18.04	43.50	-25.46	30.13	16.83	2.19	31.11	---	---	Peak
3	410.24	20.69	46.00	-25.31	25.61	22.13	3.65	30.70	---	---	Peak
4	570.29	25.03	46.00	-20.97	26.77	24.96	4.30	31.00	---	---	Peak
5	845.77	28.84	46.00	-17.16	28.20	26.47	5.22	31.05	---	---	Peak
6	943.74	30.50	46.00	-15.50	28.89	27.06	5.55	31.00	---	---	Peak

	Freq	Level	Limit Line	Margin	Read Level	Ant Factor	Cable Loss	Preamp Factor	APos	TPos	Remark
	MHz	dBuV/m	dBuV/m	dB	dBuV	dB/m	dB	dB	cm	deg	
1	30.00	24.07	40.00	-15.93	29.06	25.20	1.01	31.20	---	---	Peak
2	63.95	22.80	40.00	-17.20	40.12	12.50	1.47	31.29	---	---	Peak
3	145.43	25.81	43.50	-17.69	37.82	16.91	2.19	31.11	---	---	Peak
4	549.92	24.37	46.00	-21.63	26.15	25.00	4.22	31.00	---	---	Peak
5	873.90	29.05	46.00	-16.95	28.14	26.64	5.30	31.03	---	---	Peak
6	956.35	28.97	46.00	-17.03	27.22	27.17	5.58	31.00	---	---	Peak

Mode	91	
	LF	
	U-NII-3_5.725-5.85_802.11n HT40-LF_CH159_Full_5795MHz	
ANT	9	
Pol.	Horizontal	Vertical
QP/ Peak	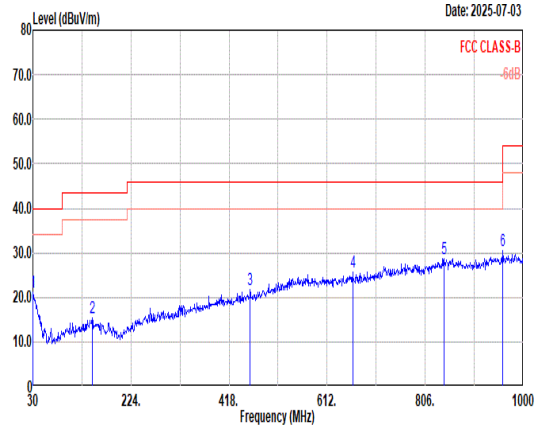	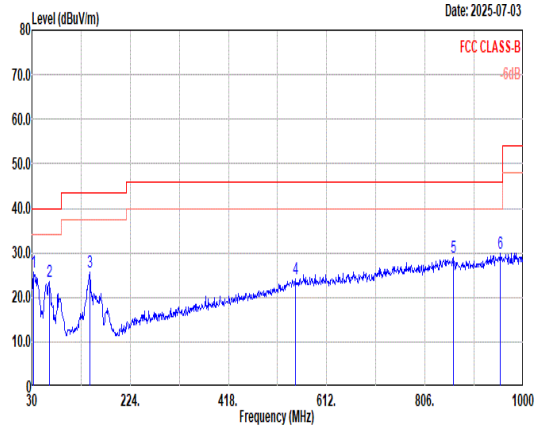

	Freq	Level	Limit Line	Margin	Read Level	Ant Factor	Cable Loss	Preamp Factor	APos	TPos	Remark
	MHz	dBuV/m	dBuV/m	dB	dBuV	dB/m	dB	dB	cm	deg	
1	30.00	21.18	40.00	-18.82	26.17	25.20	1.01	31.20	---	---	Peak
2	147.37	15.31	43.50	-28.19	27.47	16.75	2.20	31.11	---	---	Peak
3	459.71	21.74	46.00	-24.26	25.45	23.13	3.86	30.70	---	---	Peak
4	662.44	25.58	46.00	-20.42	26.63	25.20	4.63	30.88	---	---	Peak
5	843.83	28.70	46.00	-17.30	28.10	26.45	5.21	31.06	---	---	Peak
6	959.26	30.52	46.00	-15.48	28.73	27.20	5.59	31.00	---	---	Peak

	Freq	Level	Limit Line	Margin	Read Level	Ant Factor	Cable Loss	Preamp Factor	APos	TPos	Remark
	MHz	dBuV/m	dBuV/m	dB	dBuV	dB/m	dB	dB	cm	deg	
1	33.88	25.78	40.00	-14.22	33.03	22.88	1.07	31.20	---	---	Peak
2	63.95	23.61	40.00	-16.39	40.93	12.50	1.47	31.29	---	---	Peak
3	144.46	25.59	43.50	-17.91	37.53	16.99	2.18	31.11	---	---	Peak
4	550.89	24.30	46.00	-21.70	26.08	25.00	4.22	31.00	---	---	Peak
5	862.26	29.01	46.00	-16.99	28.20	26.58	5.27	31.04	---	---	Peak
6	954.41	29.98	46.00	-16.02	28.25	27.15	5.58	31.00	---	---	Peak

Mode	92
	Band Edge - L
	U-NII-2C_5.47-5.725_802.11a_CH116_5580MHz
ANT	9

Pol.	Horizontal	Fundamental
Peak	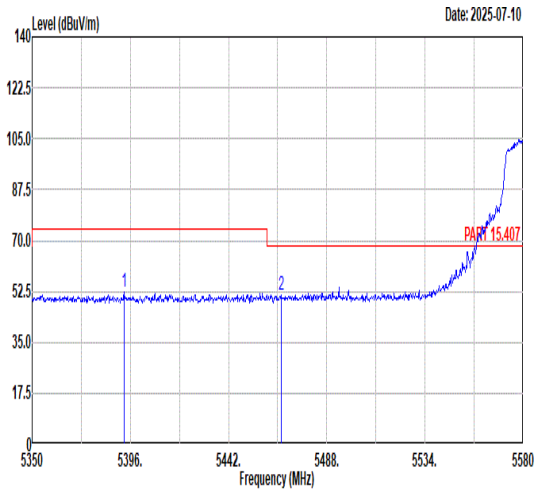 Freq Level Limit Line Margin (dB) Read Level Ant Factor Cable Loss Preamp Factor APos TPos Remark MHz dBuV/m dBuV/m dBuV dB/m dB dB cm deg 1 5393.24 52.17 74.00 -21.83 38.33 36.01 10.51 32.68 382 133 PEAK 2 5466.61 51.14 68.30 -17.16 37.31 35.97 10.55 32.69 382 133 PEAK	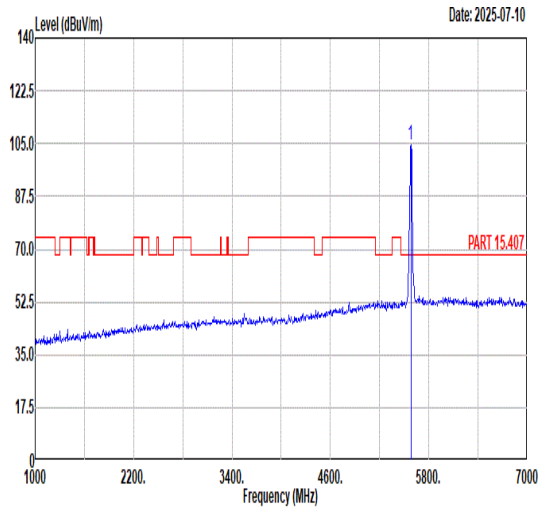 Freq Level Limit Line Margin (dB) Read Level Ant Factor Cable Loss Preamp Factor APos TPos Remark MHz dBuV/m dBuV/m dBuV dB/m dB dB cm deg 1 5580.00 104.37 ------ ------ 90.15 36.27 10.68 32.73 382 133 PEAK
Avg	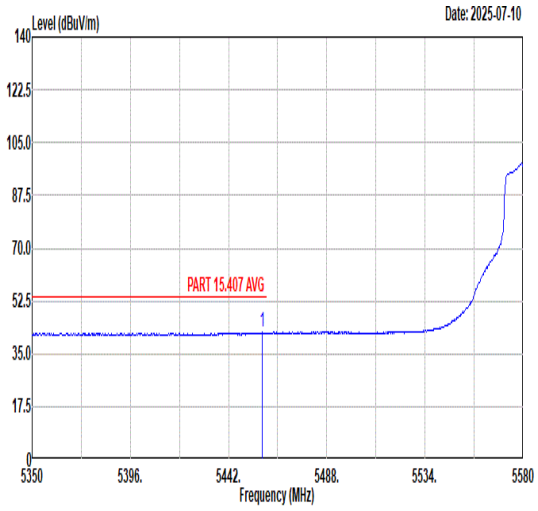 Freq Level Limit Line Margin (dB) Read Level Ant Factor Cable Loss Preamp Factor APos TPos Remark MHz dBuV/m dBuV/m dBuV dB/m dB dB cm deg 1 5457.64 42.10 54.00 -11.90 28.32 35.93 10.54 32.69 382 133 AVERAGE	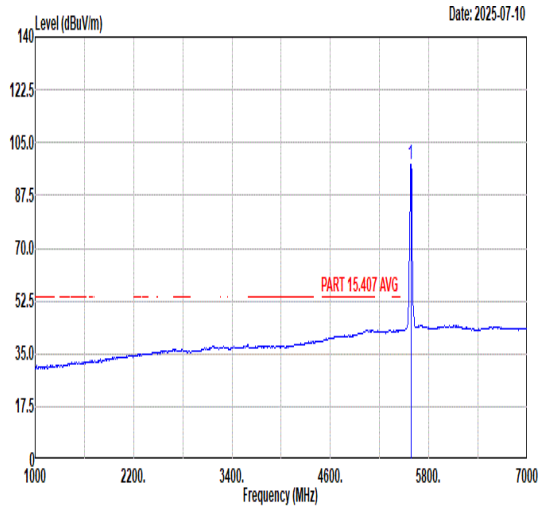 Freq Level Limit Line Margin (dB) Read Level Ant Factor Cable Loss Preamp Factor APos TPos Remark MHz dBuV/m dBuV/m dBuV dB/m dB dB cm deg 1 5580.00 97.59 ------ ------ 83.37 36.27 10.68 32.73 382 133 AVERAGE

Mode	92	
	Band Edge - R	
	U-NII-2C_5.47-5.725_802.11a_CH116_5580MHz	
ANT	9	
Pol.	Horizontal	Fundamental
Peak	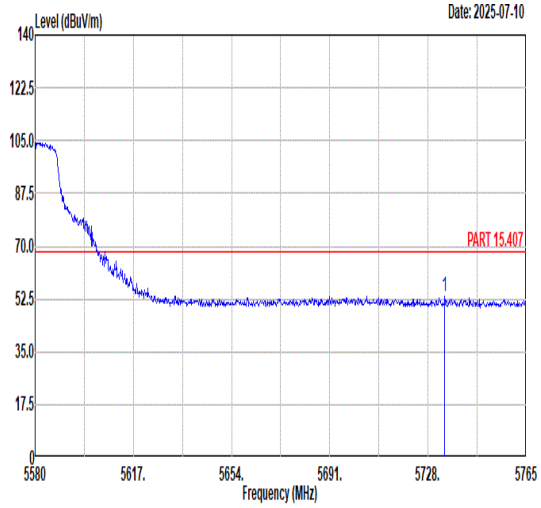 Freq Level Limit Line Margin (dB) Read Level Ant Factor Cable Loss Preamp Factor APos TPos Remark MHz dBuV/m dBuV/m dBuV dB/m dB dB cm deg 1 5734.29 53.21 68.30 -15.09 38.46 36.67 10.87 32.79 382 133 PEAK	Blank

Mode	92
	Band Edge - L
	U-NII-2C_5.47-5.725_802.11a_CH116_5580MHz
ANT	9

Pol.	Vertical	Fundamental
Peak	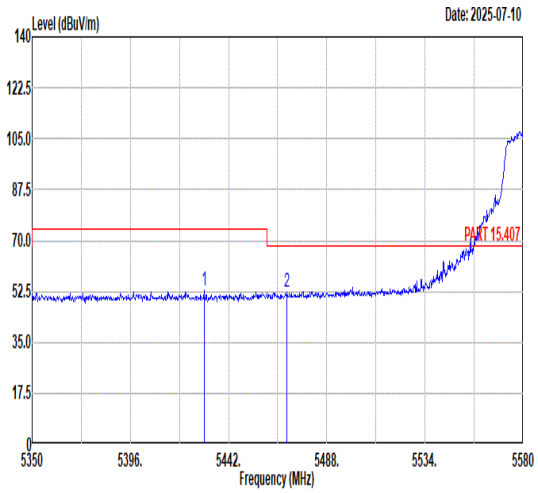 Freq Level Limit Line Margin (dB) Read Level Ant Factor Cable Loss Preamp Factor APos TPos Remark 1 5430.50 52.80 74.00 -21.20 39.03 35.94 10.52 32.69 192 305 PEAK 2 5469.37 52.17 68.30 -16.13 38.33 35.98 10.55 32.69 192 305 PEAK	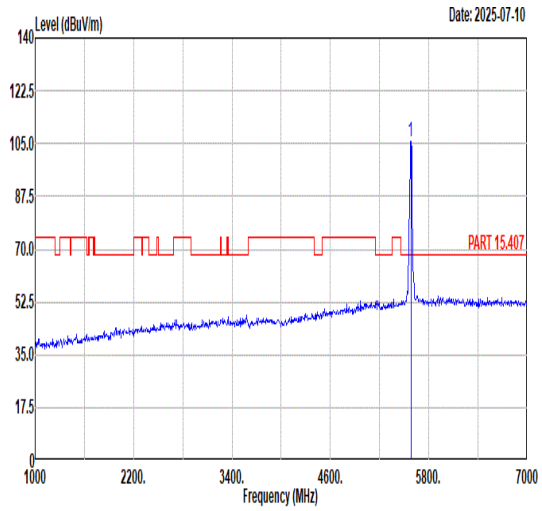 Freq Level Limit Line Margin (dB) Read Level Ant Factor Cable Loss Preamp Factor APos TPos Remark 1 5580.00 105.81 ------ ------ 91.59 36.27 10.68 32.73 192 305 PEAK
Avg	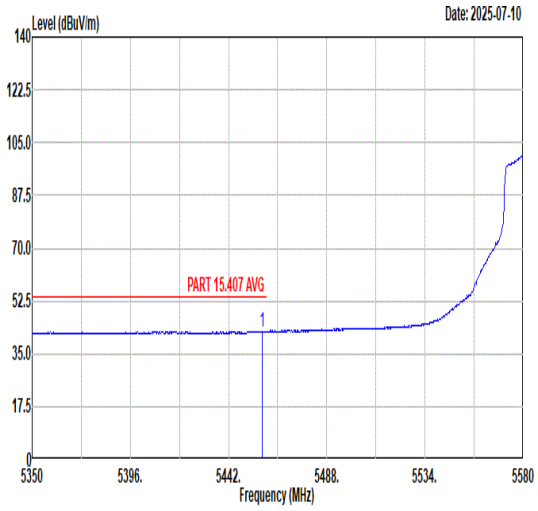 Freq Level Limit Line Margin (dB) Read Level Ant Factor Cable Loss Preamp Factor APos TPos Remark 1 5457.64 42.46 54.00 -11.54 28.68 35.93 10.54 32.69 192 305 AVERAGE	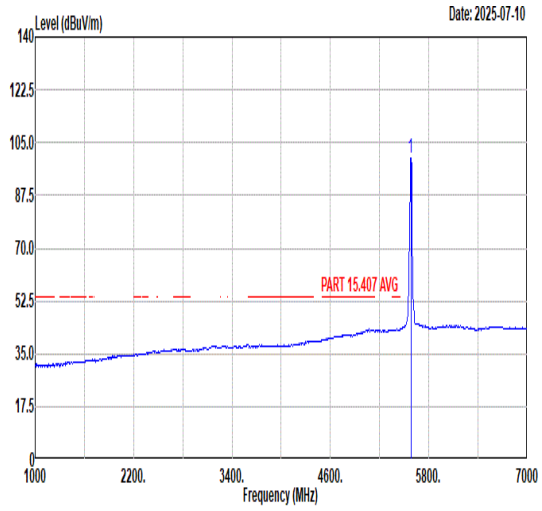 Freq Level Limit Line Margin (dB) Read Level Ant Factor Cable Loss Preamp Factor APos TPos Remark 1 5580.00 99.87 ------ ------ 85.65 36.27 10.68 32.73 192 305 AVERAGE

Mode	92	
	Band Edge - R	
	U-NII-2C_5.47-5.725_802.11a_CH116_5580MHz	
ANT	9	
Pol.	Vertical	Fundamental
Peak	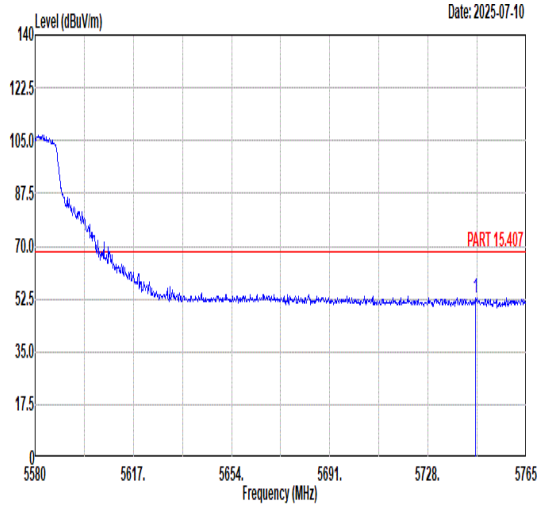 Freq Level Limit Line Margin (dB) Read Level Ant Factor Cable Loss Preamp Factor APos TPos Remark MHz dBuV/m dBuV/m dBuV dB/m dB dB cm deg 1 5745.95 53.06 68.30 -15.24 38.31 36.69 10.86 32.80 192 305 PEAK	Blank

Mode	93	
	Band Edge	
	U-NII-2C_5.47-5.725_802.11a_CH136_5680MHz	
ANT	9	
Pol.	Horizontal	Fundamental
Peak	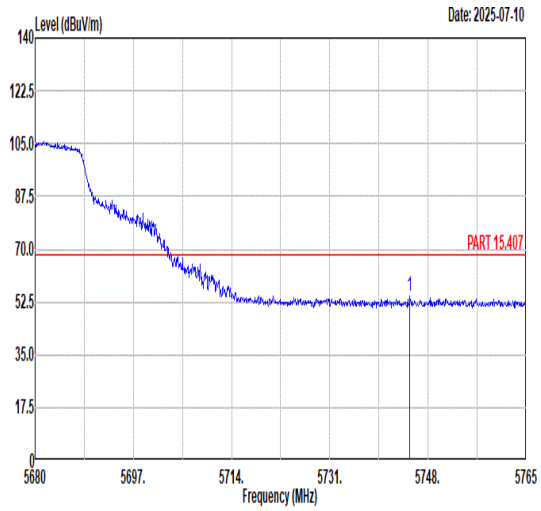 Freq Level Limit Line Margin (dB) Read Level Ant Factor Cable Loss Preamp Factor APos TPos Remark MHz dBuV/m dBuV/m dBuV dB/m dB dB cm deg 1 5744.86 54.25 68.30 -14.05 39.50 36.69 10.86 32.80 239 216 PEAK	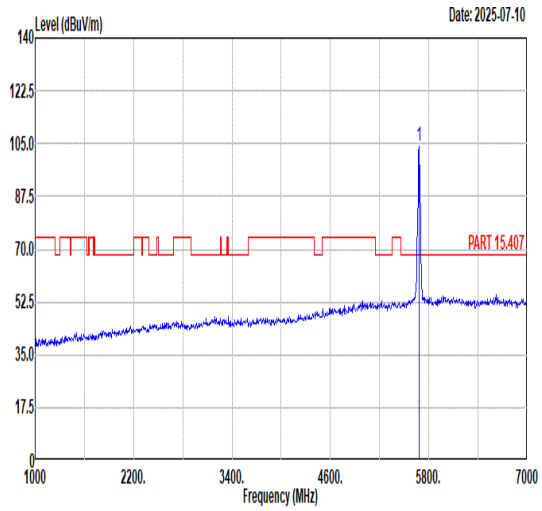 Freq Level Limit Line Margin (dB) Read Level Ant Factor Cable Loss Preamp Factor APos TPos Remark MHz dBuV/m dBuV/m dBuV dB/m dB dB cm deg 1 5680.00 104.18 ------ ------ 89.52 36.56 10.87 32.77 239 216 PEAK
Avg	Blank	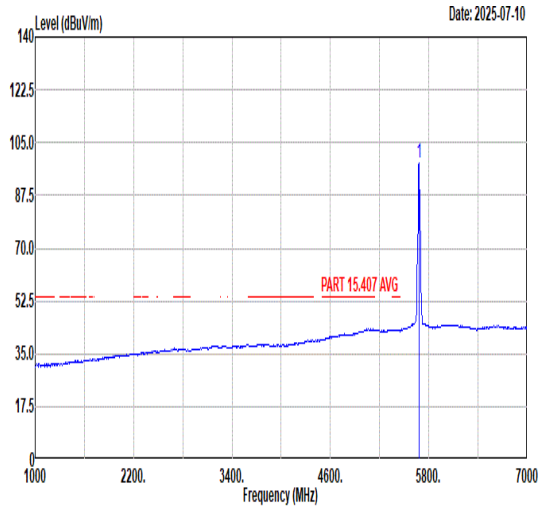 Freq Level Limit Line Margin (dB) Read Level Ant Factor Cable Loss Preamp Factor APos TPos Remark MHz dBuV/m dBuV/m dBuV dB/m dB dB cm deg 1 5680.00 98.41 ------ ------ 83.75 36.56 10.87 32.77 239 216 AVERAGE

Mode	93	
	Band Edge	
	U-NII-2C_5.47-5.725_802.11a_CH136_5680MHz	
ANT	9	
Pol.	Vertical	Fundamental
Peak	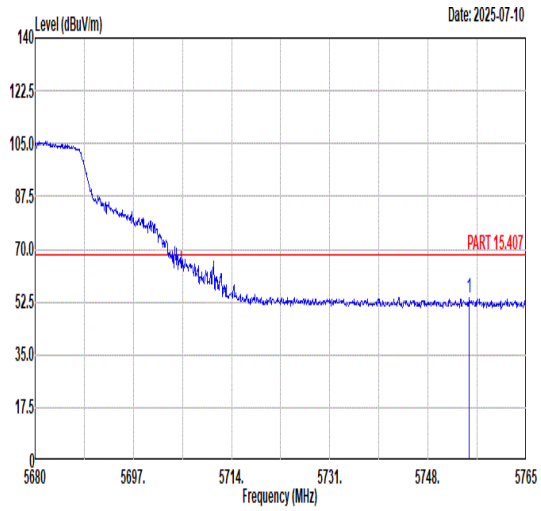 Freq Level Limit Line Margin (dB) Read Level Ant Factor Cable Loss Preamp Factor APos TPos Remark MHz dBuV/m dBuV/m dBuV dB/m dB dB cm deg 1 5755.06 54.03 68.30 -14.27 39.29 36.69 10.85 32.80 179 303 PEAK	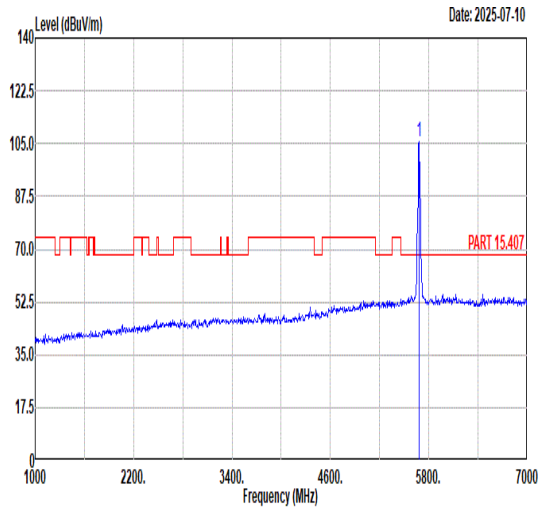 Freq Level Limit Line Margin (dB) Read Level Ant Factor Cable Loss Preamp Factor APos TPos Remark MHz dBuV/m dBuV/m dBuV dB/m dB dB cm deg 1 5680.00 105.40 ------ ------ 90.74 36.56 10.87 32.77 179 303 PEAK
Avg	Blank	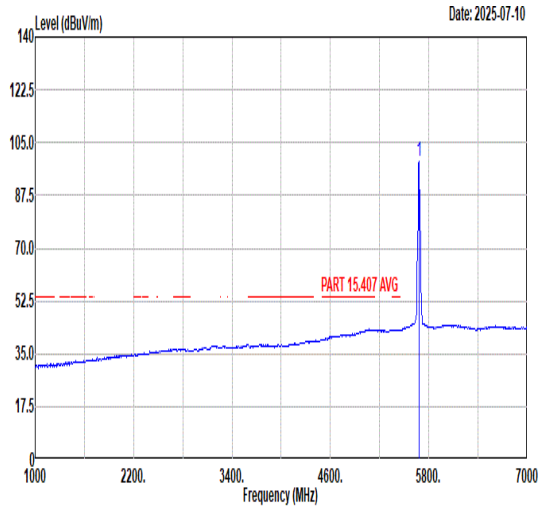 Freq Level Limit Line Margin (dB) Read Level Ant Factor Cable Loss Preamp Factor APos TPos Remark MHz dBuV/m dBuV/m dBuV dB/m dB dB cm deg 1 5680.00 98.62 ------ ------ 83.96 36.56 10.87 32.77 179 303 AVERAGE

Mode	94	
	Band Edge - L	
	U-NII-2C_5.47-5.725_802.11a_CH140_5700MHz+BLE 2M+N48 40M	
ANT	9	
Pol.	Horizontal	Fundamental
Peak	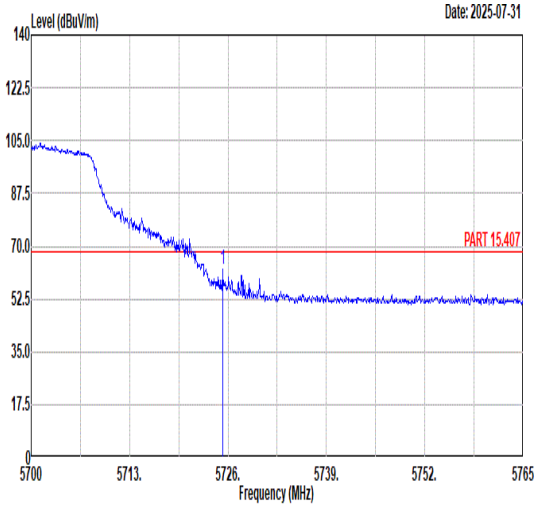 Freq Level Limit Line Margin (dB) Read Level Ant Factor Cable Loss Preamp Factor APos TPos Remark MHz dBuV/m dBuV/m dBuV dB/m dB dB cm deg 1 5725.29 62.29 68.30 -6.01 47.56 36.65 10.87 32.79 300 177 PEAK	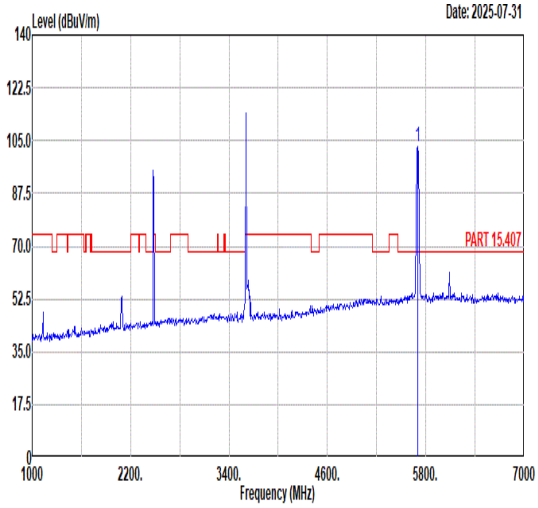 Freq Level Limit Line Margin (dB) Read Level Ant Factor Cable Loss Preamp Factor APos TPos Remark MHz dBuV/m dBuV/m dBuV dB/m dB dB cm deg 1 5698.00 103.23 ------ ------ 88.51 36.60 10.90 32.78 300 177 Peak
Avg	Blank	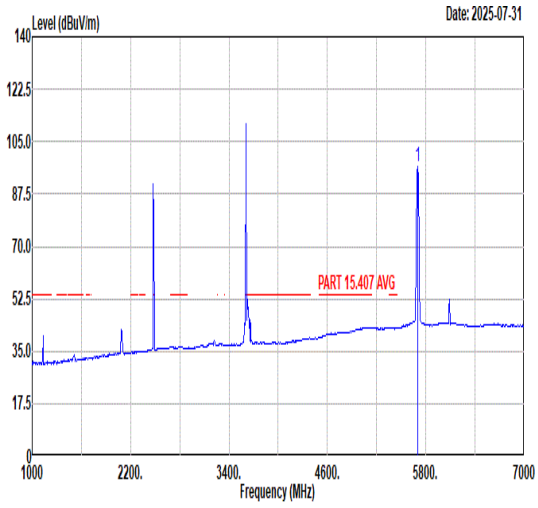 Freq Level Limit Line Margin (dB) Read Level Ant Factor Cable Loss Preamp Factor APos TPos Remark MHz dBuV/m dBuV/m dBuV dB/m dB dB cm deg 1 5698.00 96.62 ------ ------ 81.90 36.60 10.90 32.78 300 177 Average

Remark: All signals exceeding the limit are fundamental frequency signals and can be ignored.

Mode	94	
	Band Edge - L	
	U-NII-2C_5.47-5.725_802.11a_CH140_5700MHz+BLE 2M+N48 40M	
ANT	9	
Pol.	Vertical	Fundamental
Peak	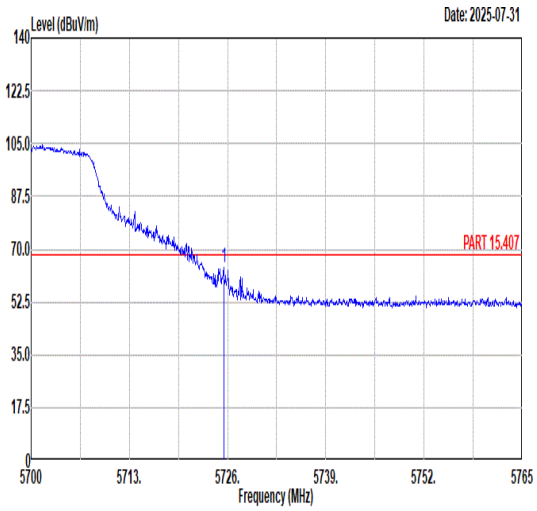 Freq Level Limit Line Margin (dB) Read Level Ant Factor Cable Loss Preamp Factor APos TPos Remark MHz dBuV/m dBuV/m dBuV dB/m dB dB cm deg 1 5725.48 64.04 68.30 -4.26 49.31 36.65 10.87 32.79 164 315 PEAK	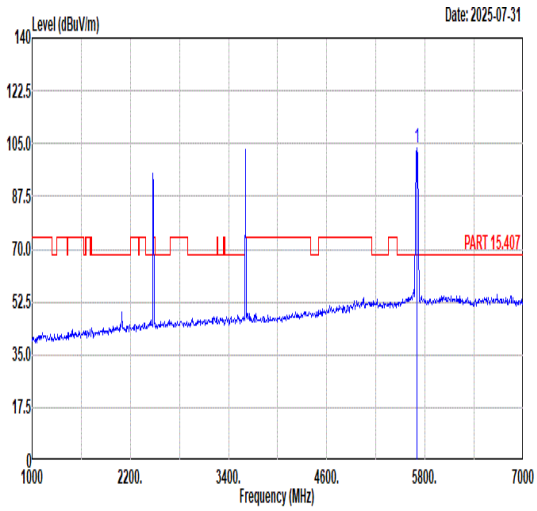 Freq Level Limit Line Margin (dB) Read Level Ant Factor Cable Loss Preamp Factor APos TPos Remark MHz dBuV/m dBuV/m dBuV dB/m dB dB cm deg 1 5700.00 103.75 ------ ------ 89.03 36.60 10.90 32.78 164 315 PEAK
Avg	Blank	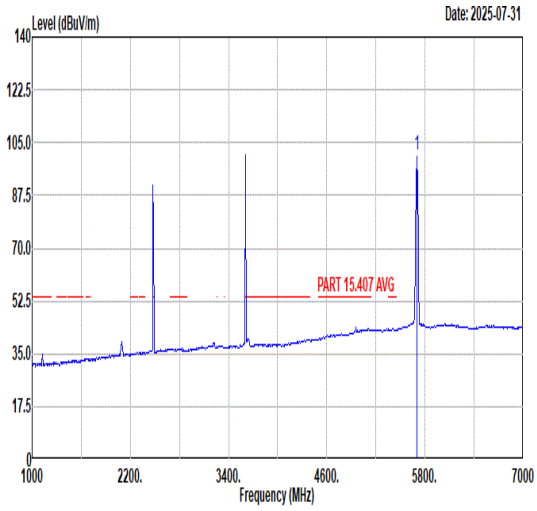 Freq Level Limit Line Margin (dB) Read Level Ant Factor Cable Loss Preamp Factor APos TPos Remark MHz dBuV/m dBuV/m dBuV dB/m dB dB cm deg 1 5700.00 100.87 ------ ------ 92.57 32.31 8.67 32.68 164 315 AVERAGE

Mode	94	
	Band Edge - L	
	U-NII-2C_5.47-5.725_802.11a_CH140_5700MHz+BLE 2M+N48 40M	
ANT	8	
Pol.	Horizontal	Fundamental
Peak	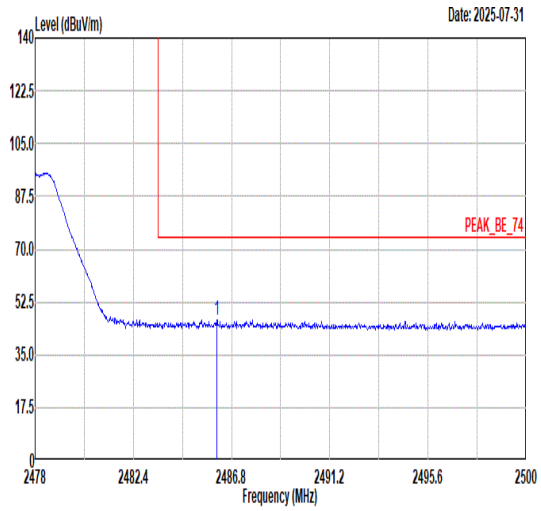 Freq Level Limit Line Margin (dB) Read Level Ant Factor Cable Loss Preamp Factor APos TPos Remark 1 2486.14 46.53 74.00 -27.47 41.53 30.63 6.98 32.61 367 30 PEAK	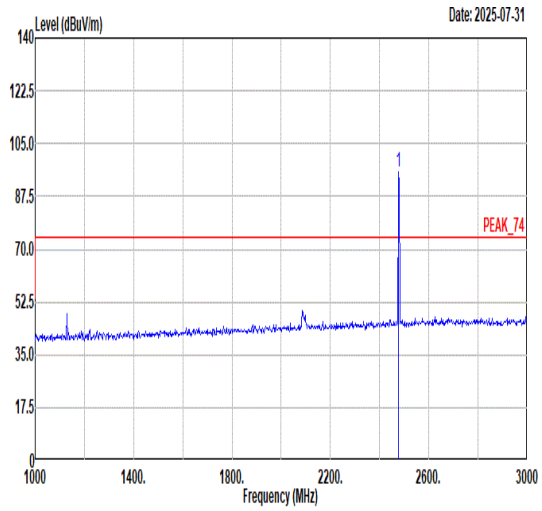 Freq Level Limit Line Margin (dB) Read Level Ant Factor Cable Loss Preamp Factor APos TPos Remark 1 2478.00 95.81 ------ ------ 90.81 30.64 6.97 32.61 367 30 PEAK
Avg	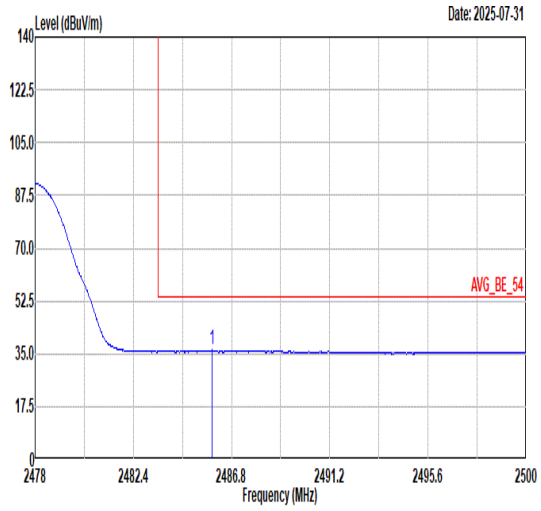 Freq Level Limit Line Margin (dB) Read Level Ant Factor Cable Loss Preamp Factor APos TPos Remark 1 2485.94 36.27 54.00 -17.73 31.27 30.63 6.98 32.61 367 30 AVERAGE	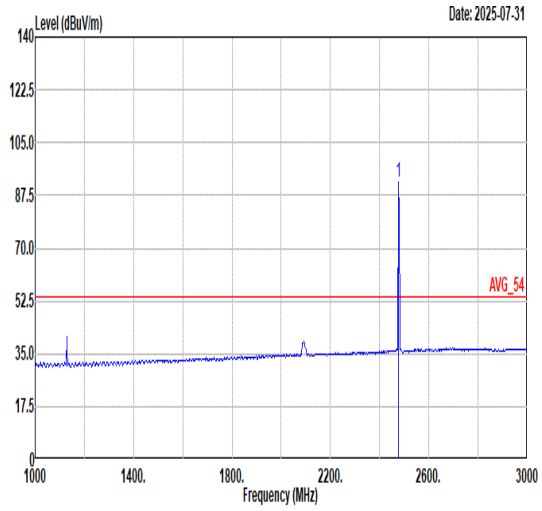 Freq Level Limit Line Margin (dB) Read Level Ant Factor Cable Loss Preamp Factor APos TPos Remark 1 2478.00 91.70 ------ ------ 86.70 30.64 6.97 32.61 367 30 AVERAGE

Mode	94	
	Band Edge - L	
	U-NII-2C_5.47-5.725_802.11a_CH140_5700MHz+BLE 2M+N48 40M	
ANT	8	
Pol.	Vertical	Fundamental
Peak	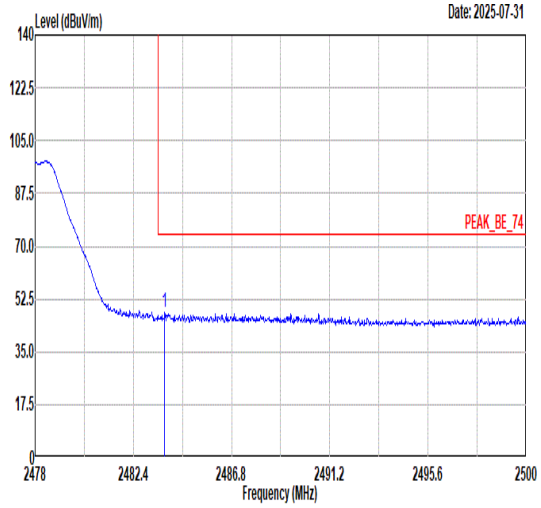 Freq Level Limit Line Margin (dB) Read Level Ant Factor Cable Loss Preamp Factor APos TPos Remark 1 2483.81 47.84 74.00 -26.16 42.84 30.63 6.98 32.61 287 252 PEAK	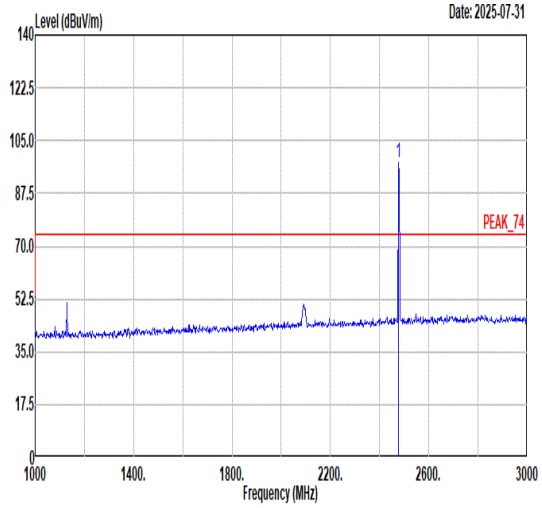 Freq Level Limit Line Margin (dB) Read Level Ant Factor Cable Loss Preamp Factor APos TPos Remark 1 2478.00 97.78 ------ ------ 92.78 30.64 6.97 32.61 287 252 PEAK
Avg	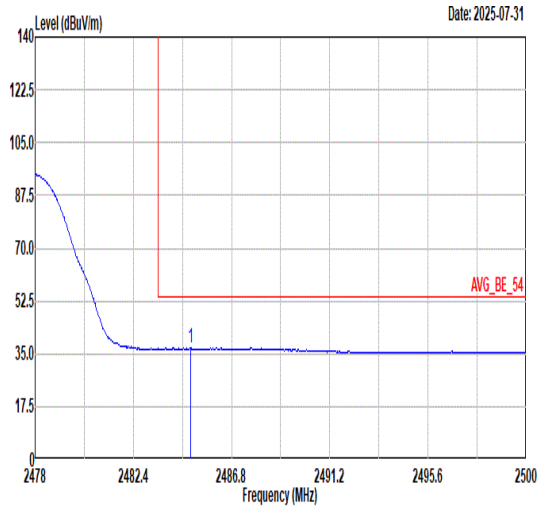 Freq Level Limit Line Margin (dB) Read Level Ant Factor Cable Loss Preamp Factor APos TPos Remark 1 2484.97 37.00 54.00 -17.00 32.00 30.63 6.98 32.61 287 252 AVERAGE	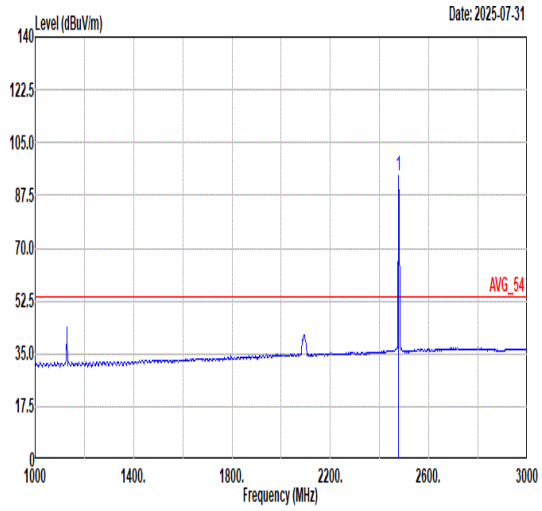 Freq Level Limit Line Margin (dB) Read Level Ant Factor Cable Loss Preamp Factor APos TPos Remark 1 2478.00 94.29 ------ ------ 89.29 30.64 6.97 32.61 287 252 AVERAGE

Mode	94	
	Band Edge - L	
	U-NII-2C_5.47-5.725_802.11a_CH140_5700MHz+BLE 2M+N48 40M	
ANT	9	
Pol.	Horizontal	Vertical
Peak Avg	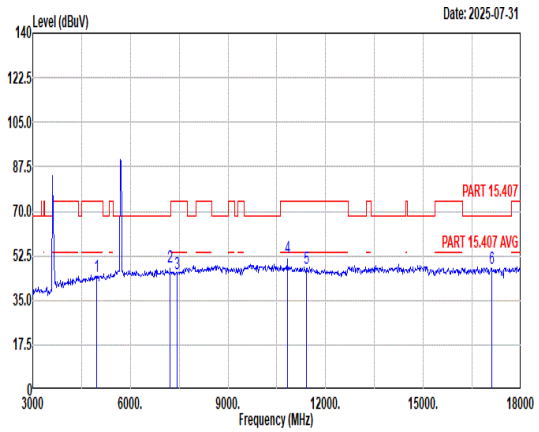 Freq Level Limit Line Margin Read Level Ant Factor Cable Loss Preamp Factor APos TPos Remark MHz dBuV/m dBuV/m dB dBuV dB/m dB dB cm deg 1 4956.00 44.22 74.00 -29.78 50.85 35.71 10.33 52.67 --- --- Peak 2 7212.00 47.89 ------ ------ 51.71 36.52 11.84 52.18 --- --- Peak 3 7434.00 45.58 74.00 -28.42 49.25 36.60 12.00 52.27 --- --- Peak 4 10818.00 51.88 ------ ------ 50.25 38.10 14.61 51.08 --- --- Peak 5 11400.00 47.38 74.00 -26.62 44.73 38.20 14.87 50.42 --- --- Peak 6 17100.00 47.34 68.30 -20.96 39.00 43.00 18.06 52.72 --- --- Peak	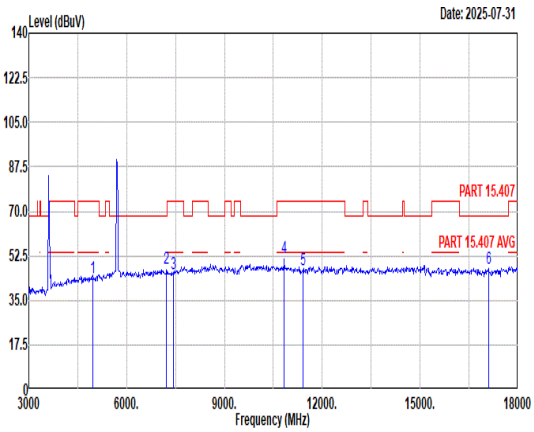 Freq Level Limit Line Margin Read Level Ant Factor Cable Loss Preamp Factor APos TPos Remark MHz dBuV/m dBuV/m dB dBuV dB/m dB dB cm deg 1 4956.00 44.02 74.00 -29.98 50.65 35.71 10.33 52.67 --- --- Peak 2 7212.00 47.71 ------ ------ 51.53 36.52 11.84 52.18 --- --- Peak 3 7434.00 45.37 74.00 -28.63 49.04 36.60 12.00 52.27 --- --- Peak 4 10818.00 51.60 ------ ------ 49.97 38.10 14.61 51.08 --- --- Peak 5 11400.00 47.07 74.00 -26.93 44.42 38.20 14.87 50.42 --- --- Peak 6 17100.00 47.31 68.30 -20.99 38.97 43.00 18.06 52.72 --- --- Peak

Remark:

1. All signals exceeding the limit are fundamental frequency signals and can be ignored.
2. #2/#4 of Fundamental plot is n48 harmonics, the converted EIRP results are shown in table 2

Appendix D. Duty Cycle Plots

Band	Duty Cycle(%)	T(ms)	1/T(kHz)	VBW Setting
802.11a	96.50	1.380	0.725	1KHz
802.11n HT20	95.52	1.280	0.781	1KHz
802.11n HT40	91.18	0.620	1.613	3KHz
802.11ac VHT20	96.30	1.300	0.769	1KHz
802.11ac VHT40	88.24	0.600	1.667	3KHz
802.11ac VHT80	88.04	0.324	3.086	10KHZ
802.11ax HE20	94.34	1.000	1.000	1KHz
802.11ax HE40	89.09	0.490	2.041	3KHz
802.11ax HE80	86.71	0.287	3.484	10KHZ

802.11a

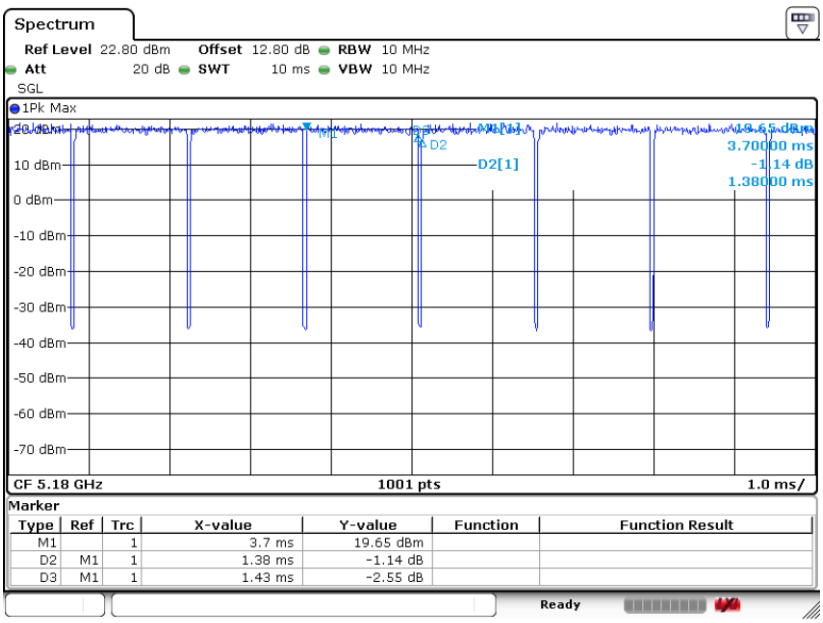

802.11n HT20

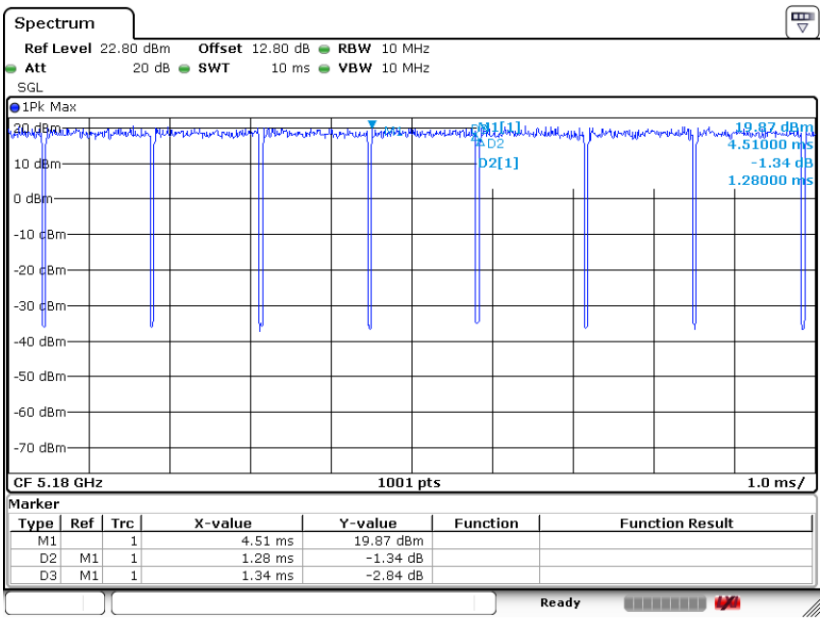

802.11n HT40

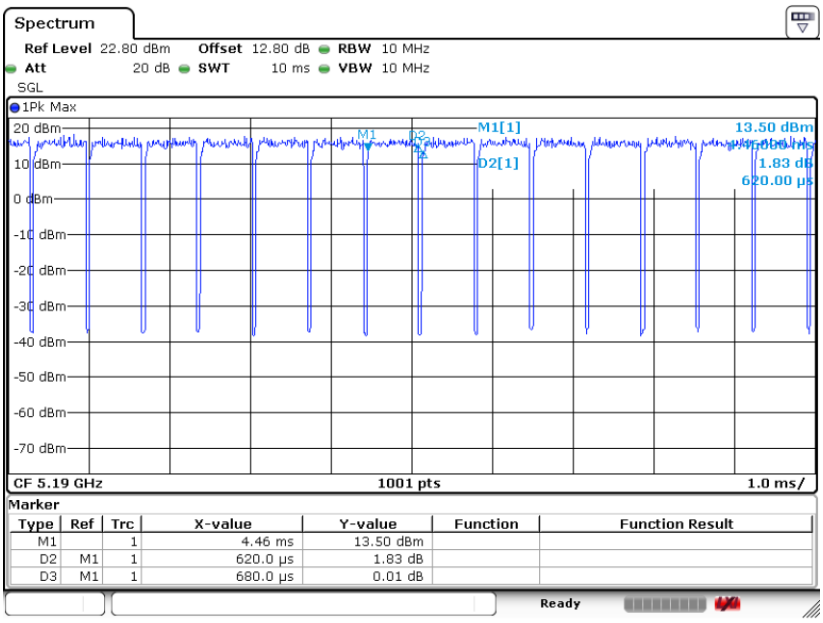

802.11ac VHT20

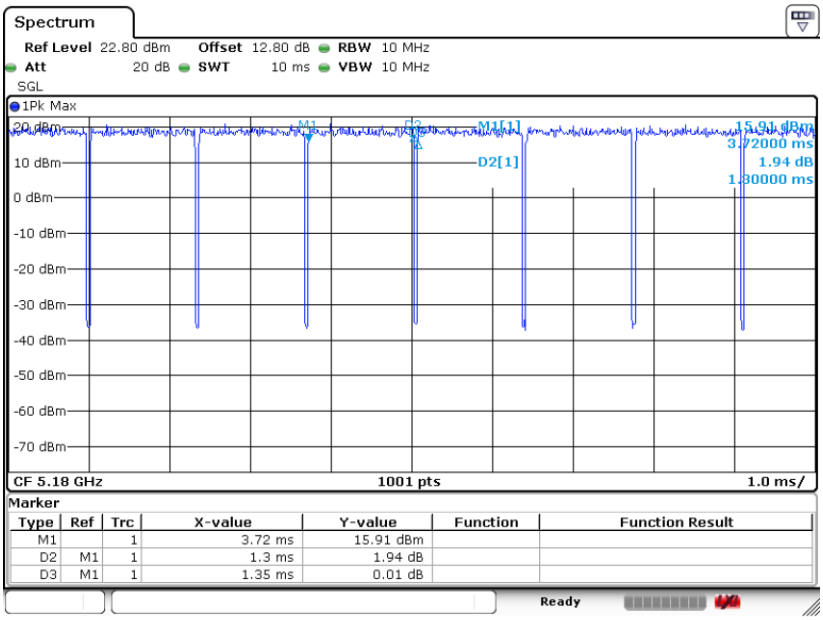

802.11ac VHT40

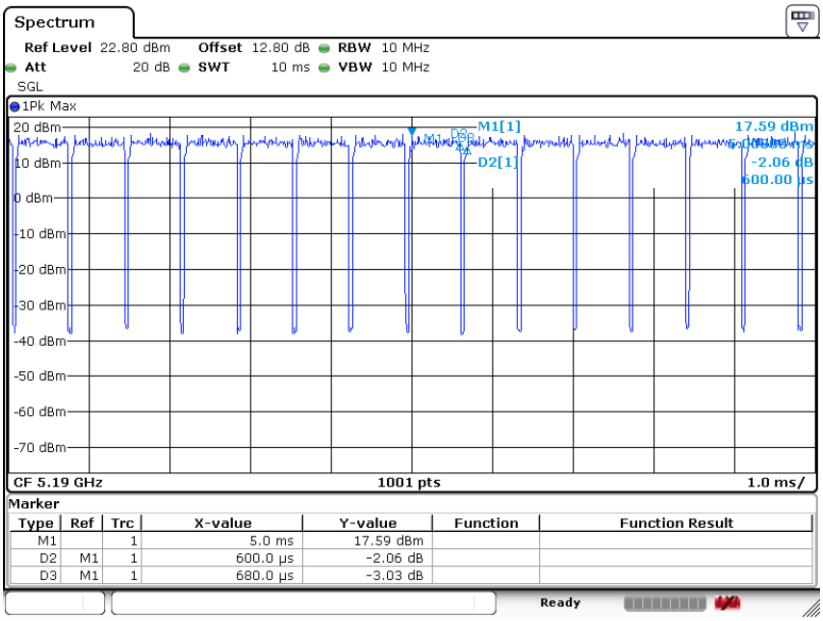

802.11ac VHT80

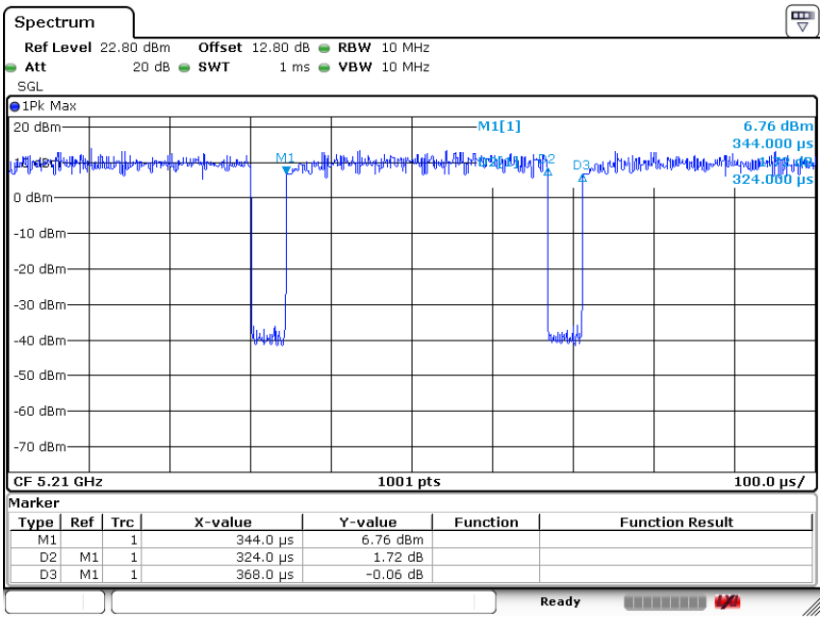

802.11ax HE20

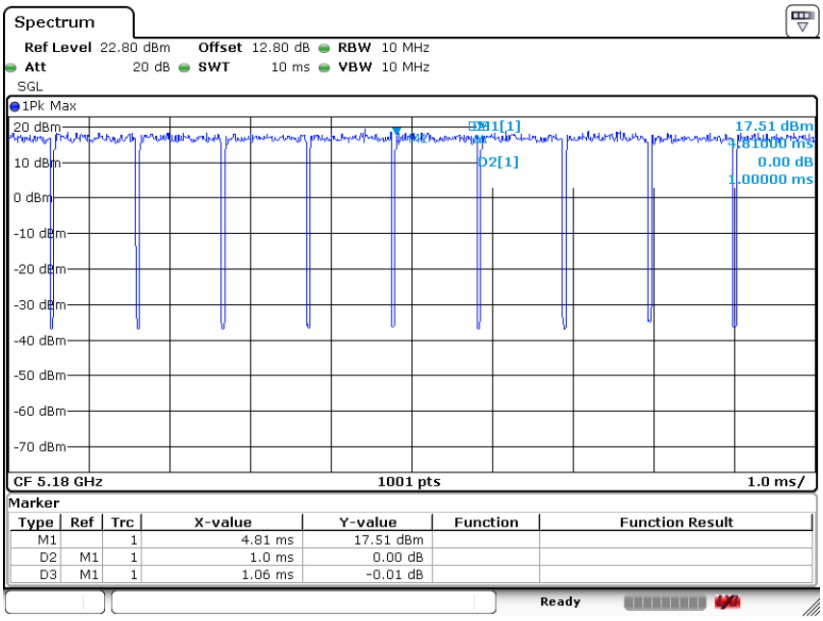

802.11ax HE40

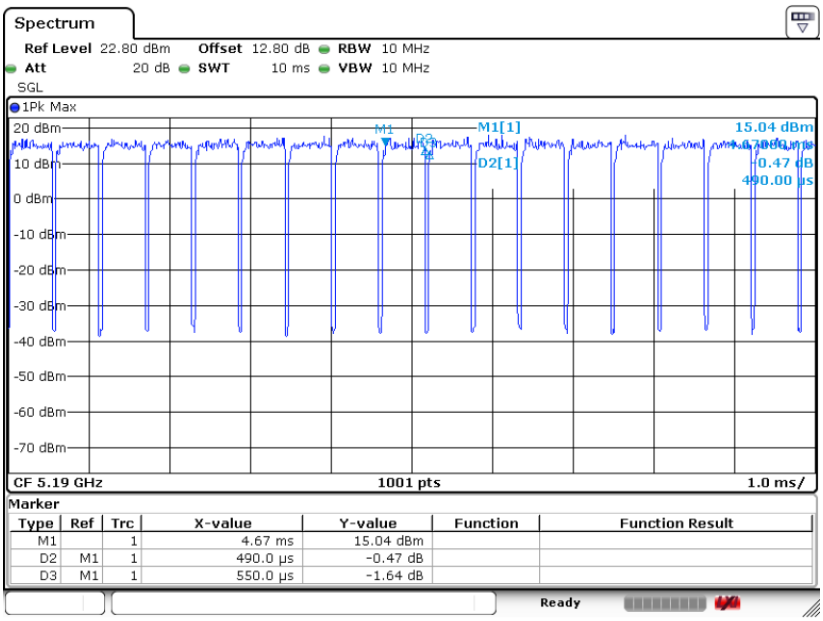
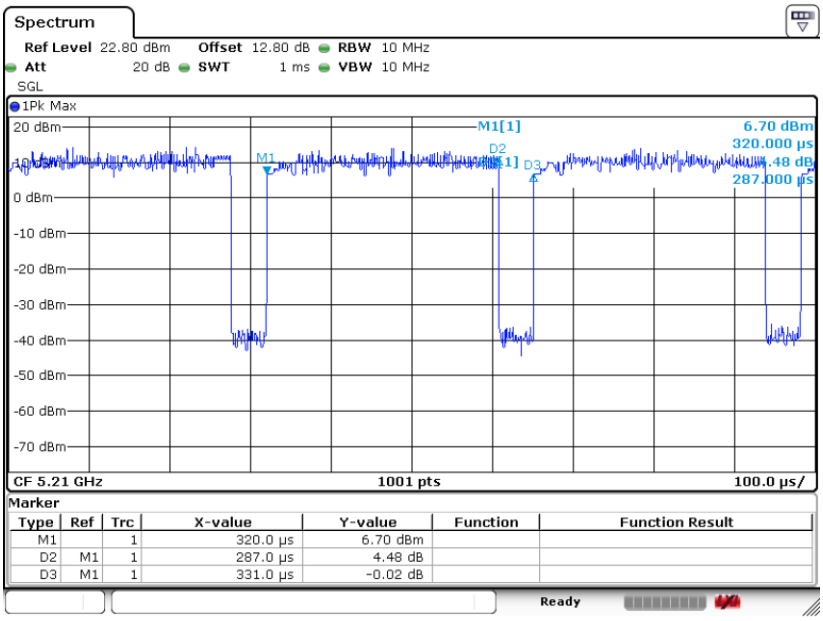
802.11ax HE80