Mode	27	
	Band Edge	
	2400-2483.5_802.11ax HE20_CH11_Partial RU106/54_2462MHz	
ANT	8	
Pol.	Vertical	Fundamental
Peak	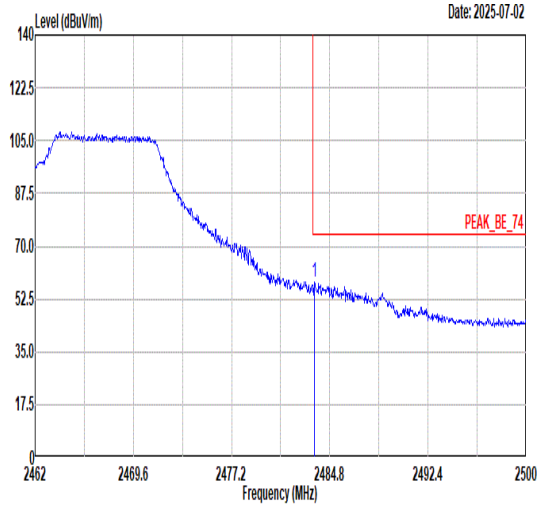 Freq Level Limit Line Margin (dB) Read Level Ant Factor Cable Loss Preamp Factor APos TPos Remark 1 2483.58 57.91 74.00 -16.09 52.91 30.63 6.98 32.61 368 251 PEAK	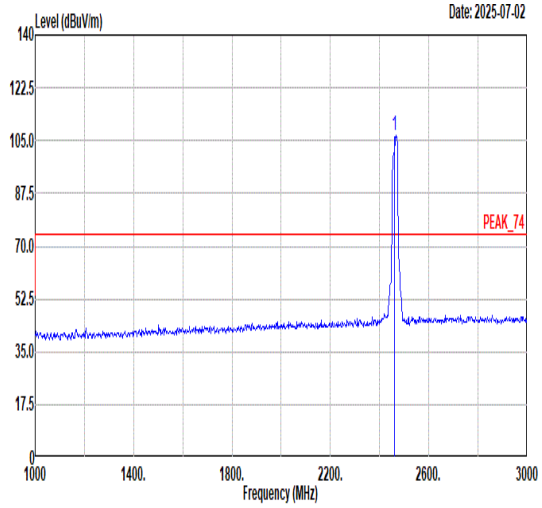 Freq Level Limit Line Margin (dB) Read Level Ant Factor Cable Loss Preamp Factor APos TPos Remark 1 2462.00 106.67 ------ ------ 101.66 30.67 6.95 32.61 368 251 PEAK
Avg	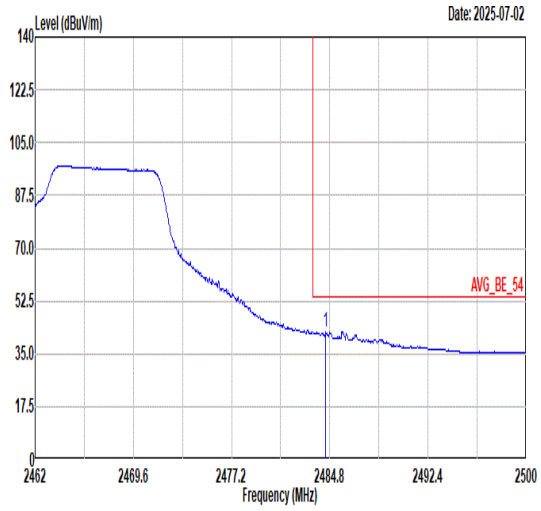 Freq Level Limit Line Margin (dB) Read Level Ant Factor Cable Loss Preamp Factor APos TPos Remark 1 2484.50 42.37 54.00 -11.63 37.37 30.63 6.98 32.61 368 251 AVERAGE	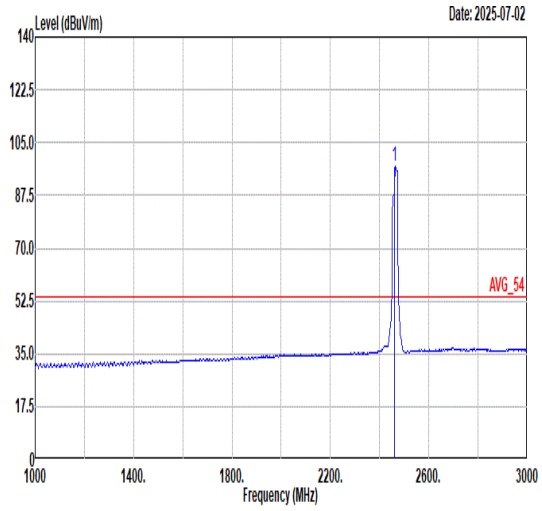 Freq Level Limit Line Margin (dB) Read Level Ant Factor Cable Loss Preamp Factor APos TPos Remark 1 2462.00 97.19 ------ ------ 92.18 30.67 6.95 32.61 368 251 AVERAGE

Mode	30	
	LF	
	2400-2483.5_11ax HE20 LF_CH11_2462MHz	
ANT	8	
Pol.	Horizontal	Vertical
QP/ Peak	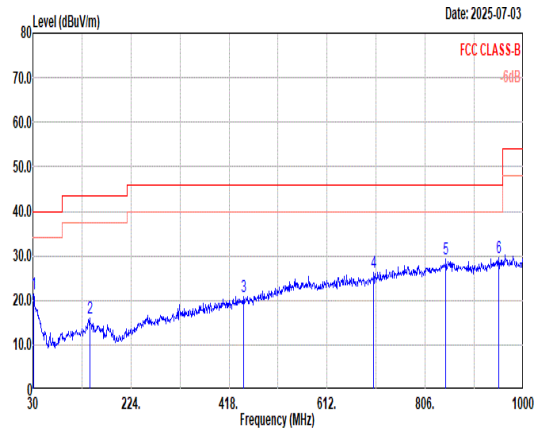 Freq Level Limit Line Margin Read Level Ant Factor Cable Loss Preamp Factor APos TPos Remark MHz dBuV/m dBuV/m dB dBuV dB/m dB dB cm deg 1 31.94 21.33 40.00 -18.67 27.45 24.04 1.04 31.20 --- --- Peak 2 142.52 15.93 43.50 -27.57 27.73 17.15 2.16 31.11 --- --- Peak 3 446.13 20.88 46.00 -25.12 24.86 22.92 3.80 30.70 --- --- Peak 4 704.15 26.19 46.00 -19.81 27.00 25.25 4.75 30.81 --- --- Peak 5 846.74 29.17 46.00 -16.83 28.52 26.48 5.22 31.05 --- --- Peak 6 951.50 29.44 46.00 -16.56 27.75 27.12 5.57 31.00 --- --- Peak	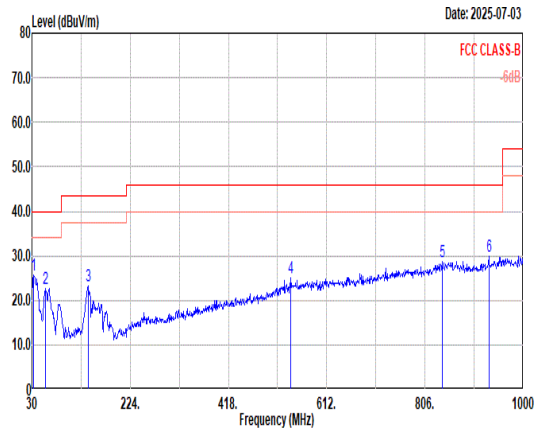 Freq Level Limit Line Margin Read Level Ant Factor Cable Loss Preamp Factor APos TPos Remark MHz dBuV/m dBuV/m dB dBuV dB/m dB dB cm deg 1 33.88 25.52 40.00 -14.48 32.77 22.88 1.07 31.20 --- --- Peak 2 57.16 22.75 40.00 -17.25 39.58 13.04 1.38 31.25 --- --- Peak 3 140.58 23.20 43.50 -20.30 34.85 17.32 2.15 31.12 --- --- Peak 4 540.22 25.04 46.00 -20.96 27.05 24.75 4.18 30.94 --- --- Peak 5 839.95 28.71 46.00 -17.29 28.15 26.42 5.20 31.06 --- --- Peak 6 932.10 29.84 46.00 -16.16 28.35 26.99 5.50 31.00 --- --- Peak

Mode	31	
	Band Edge - L	
	2400-2483.5_802.11g_CH6_2437MHz	
ANT	8	
Pol.	Horizontal	Fundamental
Peak	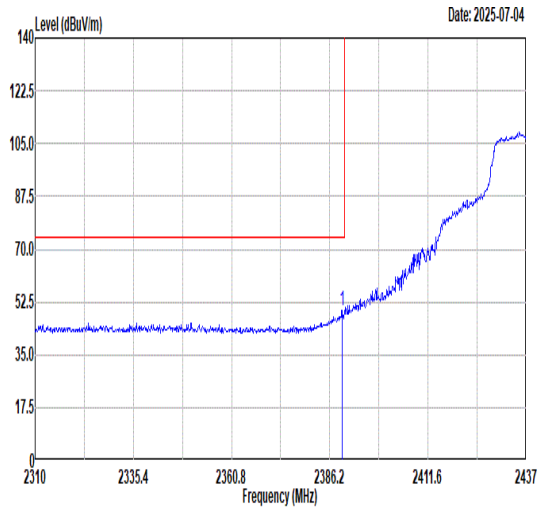 Freq Level Limit Line Margin Read Level Ant Factor Cable Loss Preamp Factor APos TPos Remark MHz dBuV/m dBuV/m dB dBuV dB/m dB dB cm deg 1 2389.38 49.43 74.00 -24.57 44.60 30.60 6.87 32.64 103 319 PEAK	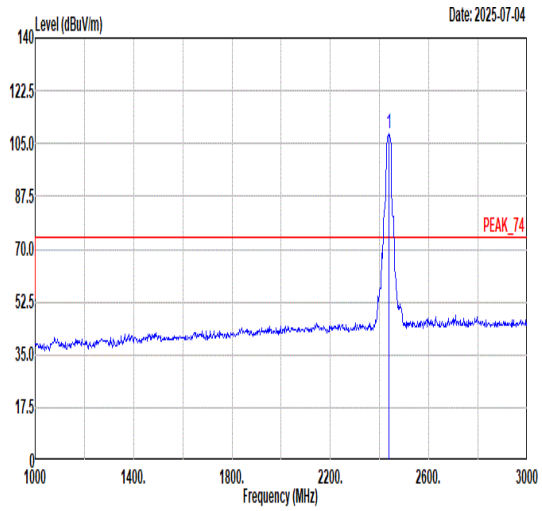 Freq Level Limit Line Margin Read Level Ant Factor Cable Loss Preamp Factor APos TPos Remark MHz dBuV/m dBuV/m dB dBuV dB/m dB dB cm deg 1 2437.00 108.33 ------ ------ 103.35 30.68 6.92 32.62 103 319 PEAK
Avg	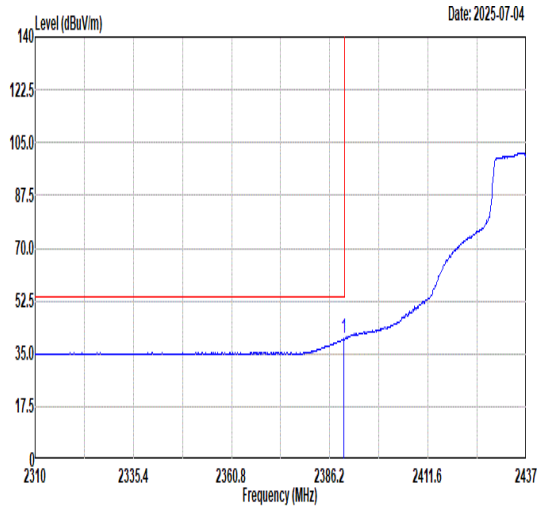 Freq Level Limit Line Margin Read Level Ant Factor Cable Loss Preamp Factor APos TPos Remark MHz dBuV/m dBuV/m dB dBuV dB/m dB dB cm deg 1 2389.76 39.95 54.00 -14.05 35.12 30.60 6.87 32.64 103 319 AVERAGE	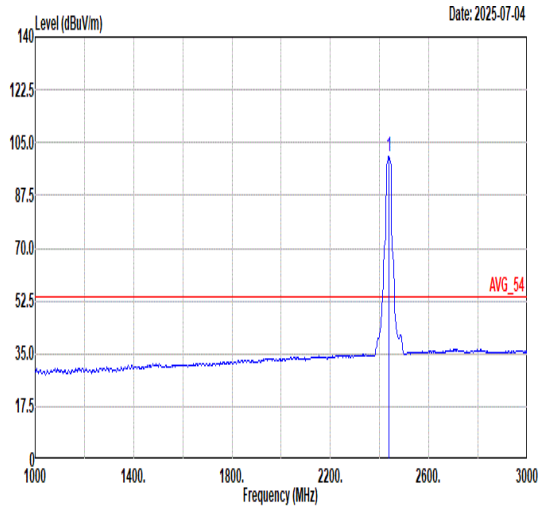 Freq Level Limit Line Margin Read Level Ant Factor Cable Loss Preamp Factor APos TPos Remark MHz dBuV/m dBuV/m dB dBuV dB/m dB dB cm deg 1 2437.00 100.32 ------ ------ 95.34 30.68 6.92 32.62 103 319 AVERAGE

Mode	31	
	Band Edge - R	
	2400-2483.5_802.11g_CH6_2437MHz	
ANT	8	
Pol.	Horizontal	Fundamental
Peak	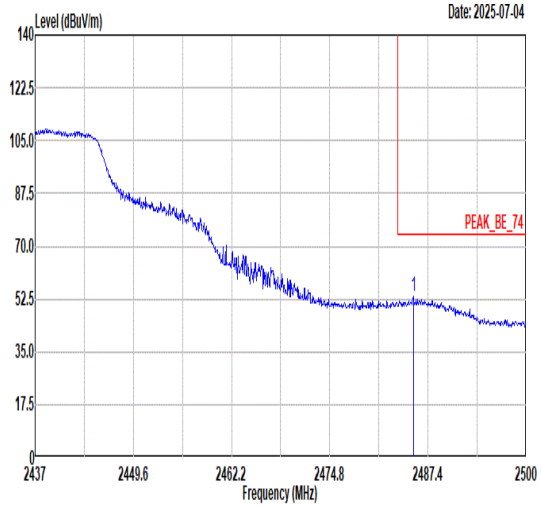 Freq Level Limit Line Margin Read Level Ant Factor Cable Loss Preamp Factor APos TPos Remark MHz dBuV/m dBuV/m dB dBuV dB/m dB dB cm deg 1 2485.51 53.23 74.00 -20.77 48.23 30.63 6.98 32.61 103 319 PEAK	Blank
Avg	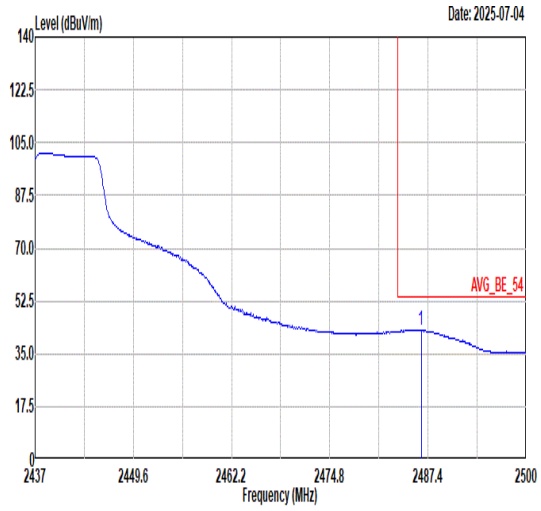 Freq Level Limit Line Margin Read Level Ant Factor Cable Loss Preamp Factor APos TPos Remark MHz dBuV/m dBuV/m dB dBuV dB/m dB dB cm deg 1 2486.52 43.02 54.00 -10.98 38.02 30.63 6.98 32.61 103 319 AVERAGE	Blank

Mode	31	
	Band Edge - L	
	2400-2483.5_802.11g_CH6_2437MHz	
ANT	8	
Pol.	Vertical	Fundamental
Peak	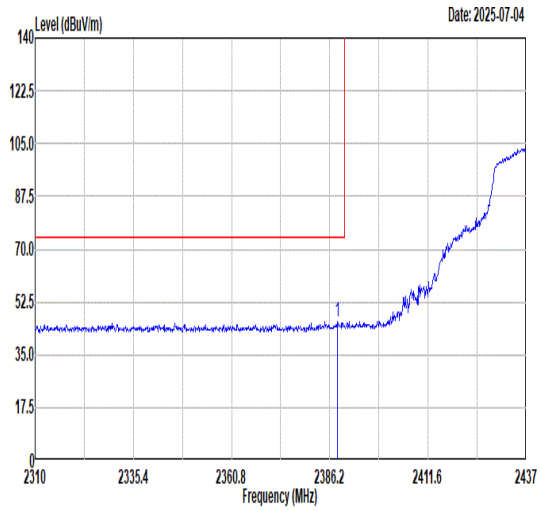 Freq Level Limit Line Margin Read Level Ant Factor Cable Loss Preamp Factor APos TPos Remark 1 2388.23 46.09 74.00 -27.91 41.27 30.60 6.86 32.64 365 249 PEAK	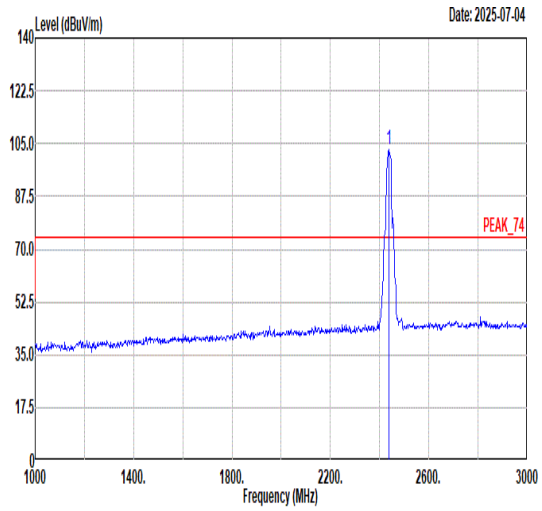 Freq Level Limit Line Margin Read Level Ant Factor Cable Loss Preamp Factor APos TPos Remark 1 2437.00 103.07 ------ ------ 98.09 30.68 6.92 32.62 365 249 PEAK
Avg	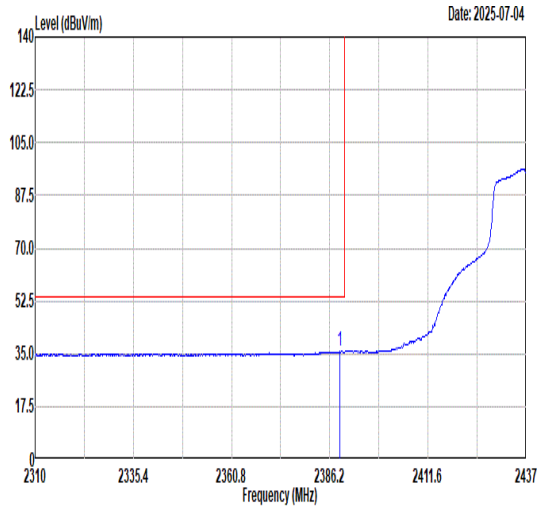 Freq Level Limit Line Margin Read Level Ant Factor Cable Loss Preamp Factor APos TPos Remark 1 2388.74 35.76 54.00 -18.24 30.94 30.60 6.86 32.64 365 249 AVERAGE	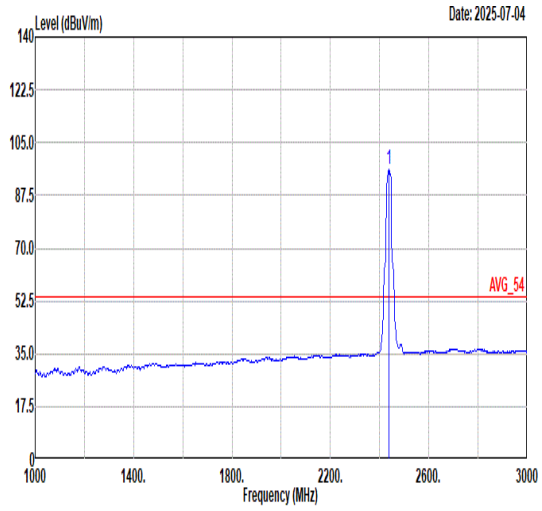 Freq Level Limit Line Margin Read Level Ant Factor Cable Loss Preamp Factor APos TPos Remark 1 2437.00 96.12 ------ ------ 91.14 30.68 6.92 32.62 365 249 AVERAGE

Mode	31	
	Band Edge - R	
	2400-2483.5_802.11g_CH6_2437MHz	
ANT	8	
Pol.	Vertical	Fundamental
Peak	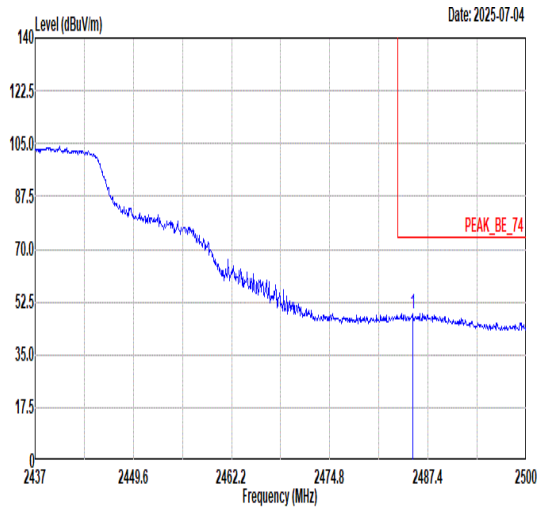 Freq Level Limit Line Margin Read Level Ant Factor Cable Loss Preamp Factor APos TPos Remark MHz dBuV/m dBuV/m dB dBuV dB/m dB dB cm deg 1 2485.45 48.58 74.00 -25.42 43.58 30.63 6.98 32.61 365 249 PEAK	Blank
Avg	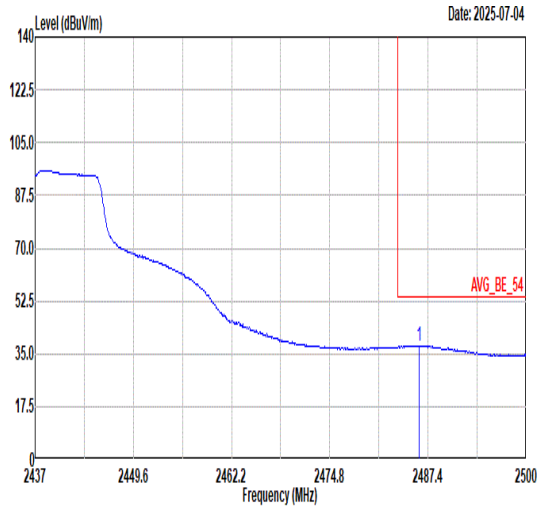 Freq Level Limit Line Margin Read Level Ant Factor Cable Loss Preamp Factor APos TPos Remark MHz dBuV/m dBuV/m dB dBuV dB/m dB dB cm deg 1 2486.27 37.77 54.00 -16.23 32.77 30.63 6.98 32.61 365 249 AVERAGE	Blank

Mode	32	
	Band Edge - L	
	2400-2483.5_802.11n HT20_CH6_Full_2437MHz	
ANT	8	
Pol.	Horizontal	Fundamental
Peak	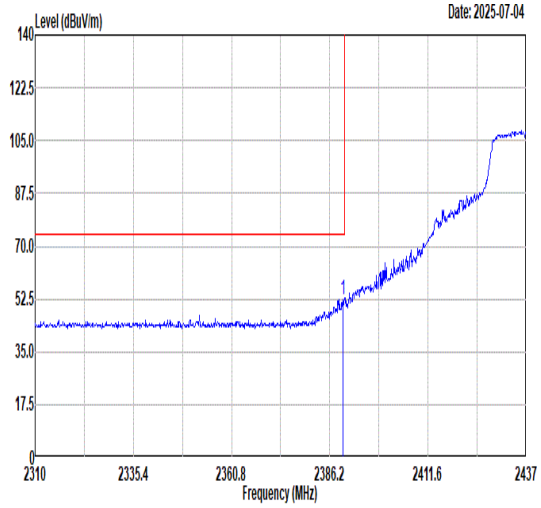 Freq Level Limit Line Margin Read Level Ant Factor Cable Loss Preamp Factor APos TPos Remark MHz dBuV/m dBuV/m dB dBuV dB/m dB dB cm deg 1 2389.63 52.35 74.00 -21.65 47.52 30.60 6.87 32.64 107 299 PEAK	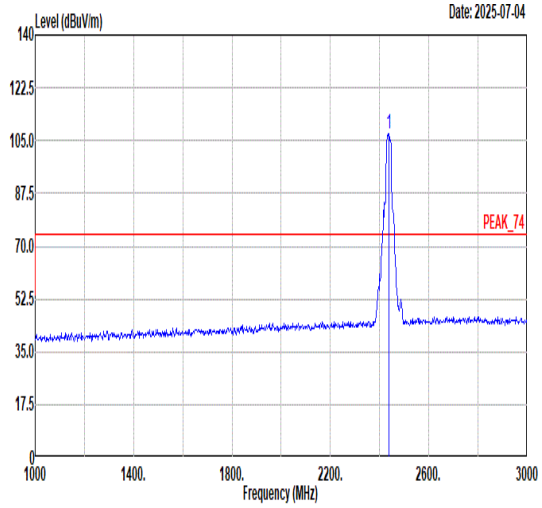 Freq Level Limit Line Margin Read Level Ant Factor Cable Loss Preamp Factor APos TPos Remark MHz dBuV/m dBuV/m dB dBuV dB/m dB dB cm deg 1 2437.00 107.16 ------ ------ 102.18 30.68 6.92 32.62 107 299 PEAK
Avg	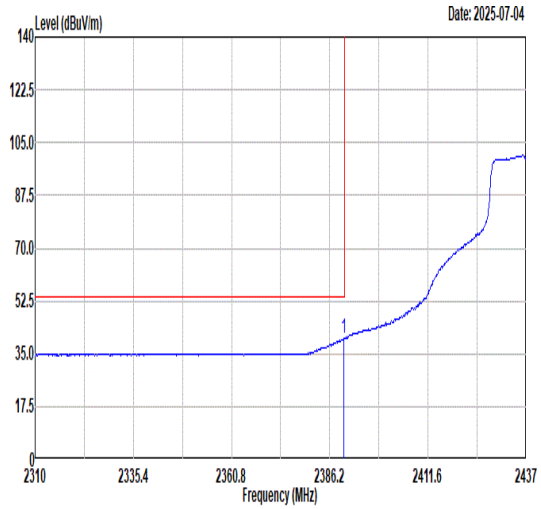 Freq Level Limit Line Margin Read Level Ant Factor Cable Loss Preamp Factor APos TPos Remark MHz dBuV/m dBuV/m dB dBuV dB/m dB dB cm deg 1 2389.88 40.05 54.00 -13.95 35.22 30.60 6.87 32.64 107 299 AVERAGE	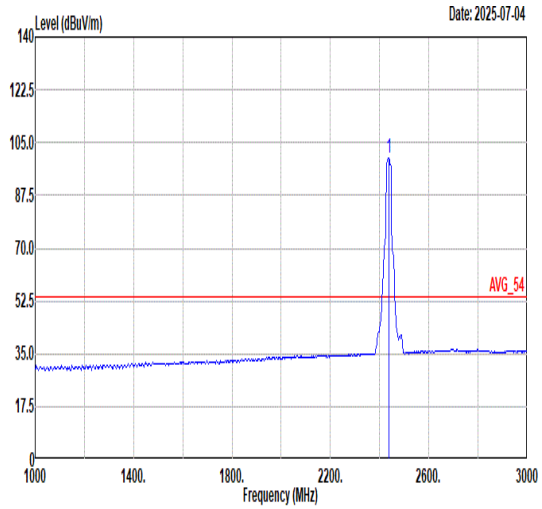 Freq Level Limit Line Margin Read Level Ant Factor Cable Loss Preamp Factor APos TPos Remark MHz dBuV/m dBuV/m dB dBuV dB/m dB dB cm deg 1 2437.00 100.03 ------ ------ 95.07 30.67 6.92 32.63 107 299 AVERAGE

Mode	32	
	Band Edge - R	
	2400-2483.5_802.11n HT20_CH6_Full_2437MHz	
ANT	8	
Pol.	Horizontal	Fundamental
Peak	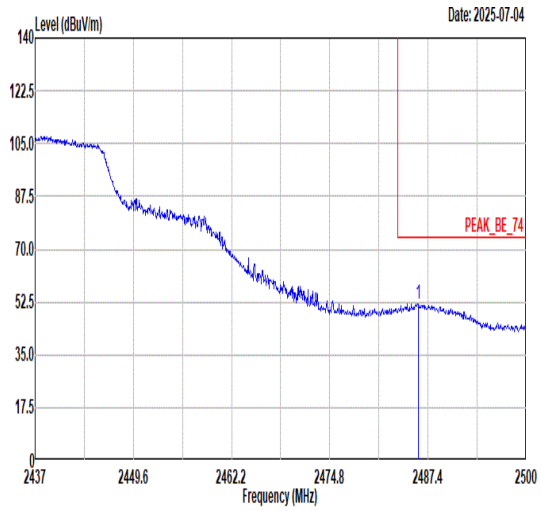 Freq Level Limit Line Margin Read Level Ant Factor Cable Loss Preamp Factor APos TPos Remark MHz dBuV/m dBuV/m dB dBuV dB/m dB dB cm deg 1 2486.14 51.89 74.00 -22.11 46.89 30.63 6.98 32.61 107 299 PEAK	Blank
Avg	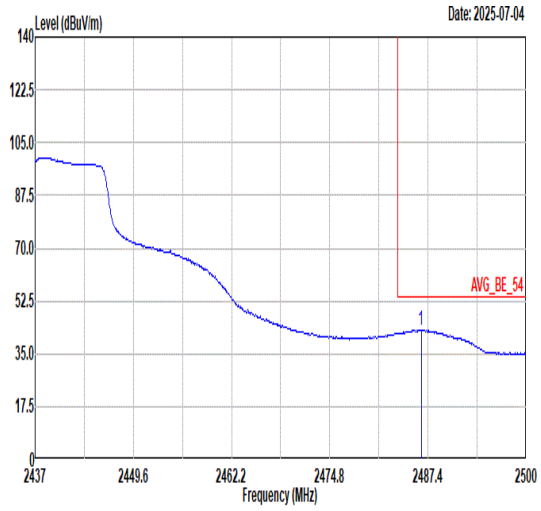 Freq Level Limit Line Margin Read Level Ant Factor Cable Loss Preamp Factor APos TPos Remark MHz dBuV/m dBuV/m dB dBuV dB/m dB dB cm deg 1 2486.52 42.91 54.00 -11.09 37.91 30.63 6.98 32.61 107 299 AVERAGE	Blank

Mode	32	
	Band Edge - L	
	2400-2483.5_802.11n HT20_CH6_Full_2437MHz	
ANT	8	
Pol.	Vertical	Fundamental
Peak	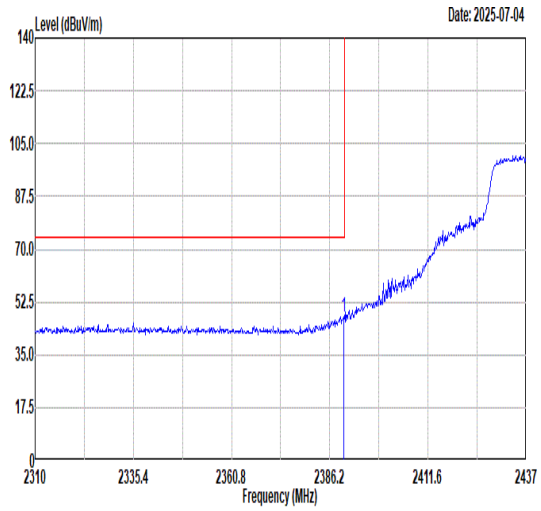 Freq Level Limit Line Margin Read Level Ant Factor Cable Loss Preamp Factor APos TPos Remark 1 2389.76 47.38 74.00 -26.62 42.55 30.60 6.87 32.64 341 253 PEAK	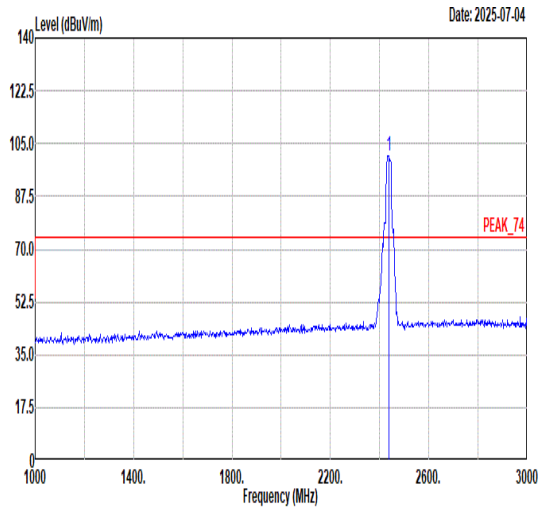 Freq Level Limit Line Margin Read Level Ant Factor Cable Loss Preamp Factor APos TPos Remark 1 2437.00 100.87 ------ ------ 95.91 30.67 6.92 32.63 341 253 PEAK
Avg	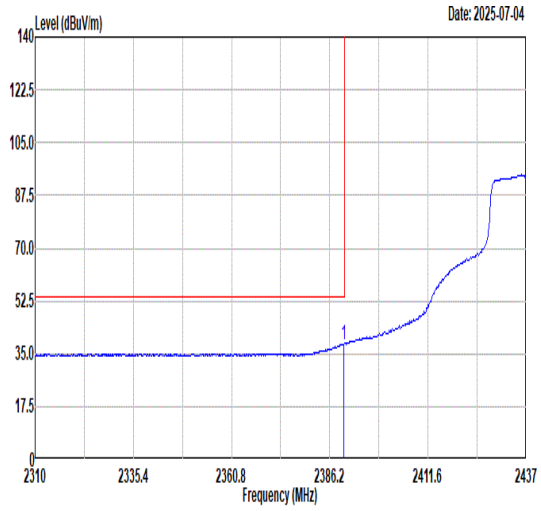 Freq Level Limit Line Margin Read Level Ant Factor Cable Loss Preamp Factor APos TPos Remark 1 2389.88 38.20 54.00 -15.80 33.37 30.60 6.87 32.64 341 253 AVERAGE	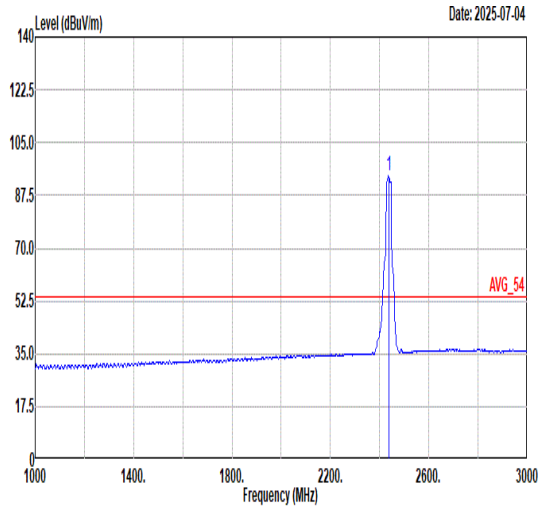 Freq Level Limit Line Margin Read Level Ant Factor Cable Loss Preamp Factor APos TPos Remark 1 2437.00 94.27 ------ ------ 89.31 30.67 6.92 32.63 341 253 AVERAGE

Mode	32	
	Band Edge - R	
	2400-2483.5_802.11n HT20_CH6_Full_2437MHz	
ANT	8	
Pol.	Vertical	Fundamental
Peak	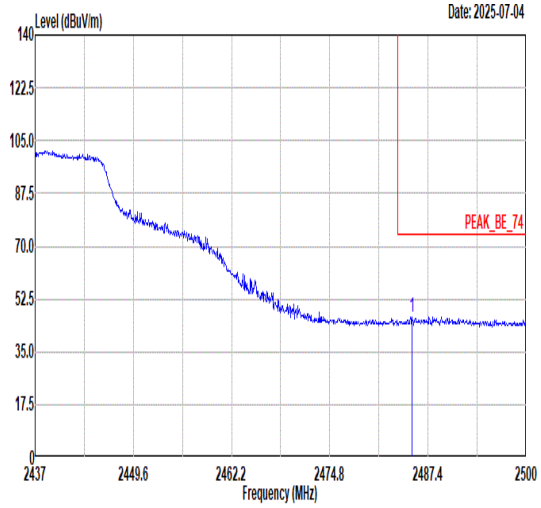 Freq Level Limit Line Margin Read Level Ant Factor Cable Loss Preamp Factor APos TPos Remark MHz dBuV/m dBuV/m dB dBuV dB/m dB dB cm deg 1 2485.38 46.71 74.00 -27.29 41.71 30.63 6.98 32.61 341 253 PEAK	Blank
Avg	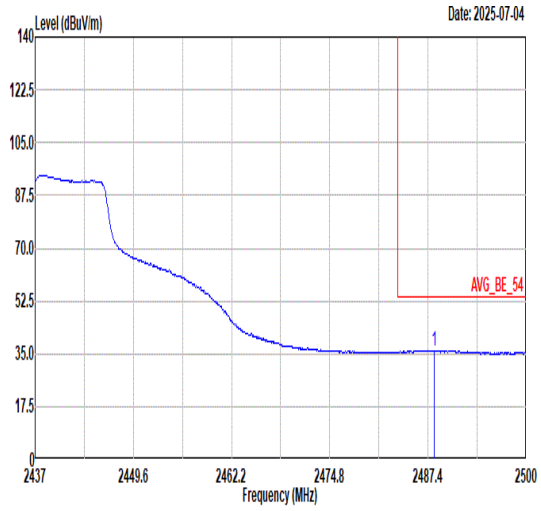 Freq Level Limit Line Margin Read Level Ant Factor Cable Loss Preamp Factor APos TPos Remark MHz dBuV/m dBuV/m dB dBuV dB/m dB dB cm deg 1 2488.16 36.05 54.00 -17.95 31.05 30.62 6.98 32.60 341 253 AVERAGE	Blank

Mode	33
	Band Edge - L
	2400-2483.5_802.11ax HE20_CH6_Full_2437MHz
ANT	8

Pol.	Horizontal	Fundamental
Peak	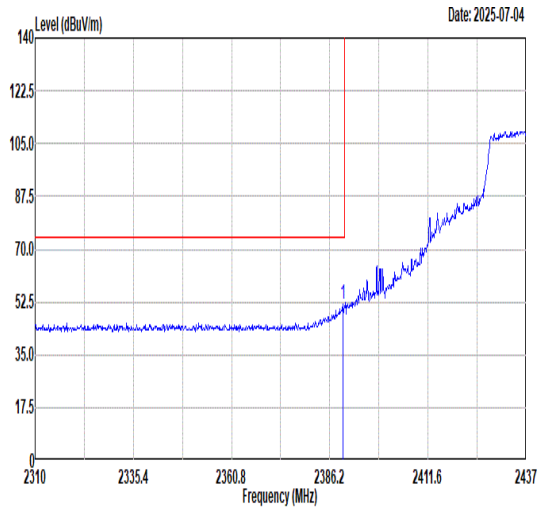 Freq Level Limit Line Margin Read Level Ant Factor Cable Loss Preamp Factor APos TPos Remark MHz dBuV/m dBuV/m dB dBuV dB/m dB dB cm deg 1 2389.63 51.76 74.00 -22.24 46.93 30.60 6.87 32.64 104 320 PEAK	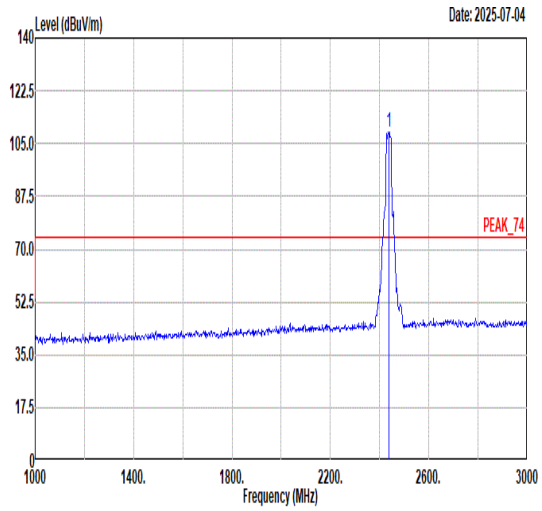 Freq Level Limit Line Margin Read Level Ant Factor Cable Loss Preamp Factor APos TPos Remark MHz dBuV/m dBuV/m dB dBuV dB/m dB dB cm deg 1 2437.00 109.01 ------ ------ 104.05 30.67 6.92 32.63 104 320 PEAK
Avg	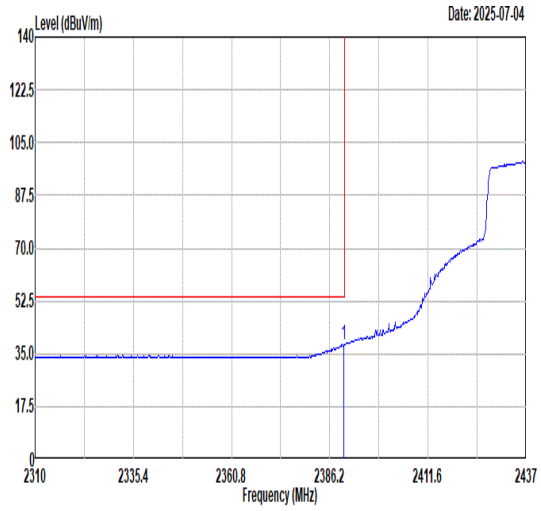 Freq Level Limit Line Margin Read Level Ant Factor Cable Loss Preamp Factor APos TPos Remark MHz dBuV/m dBuV/m dB dBuV dB/m dB dB cm deg 1 2389.88 38.00 54.00 -16.00 33.17 30.60 6.87 32.64 104 320 AVERAGE	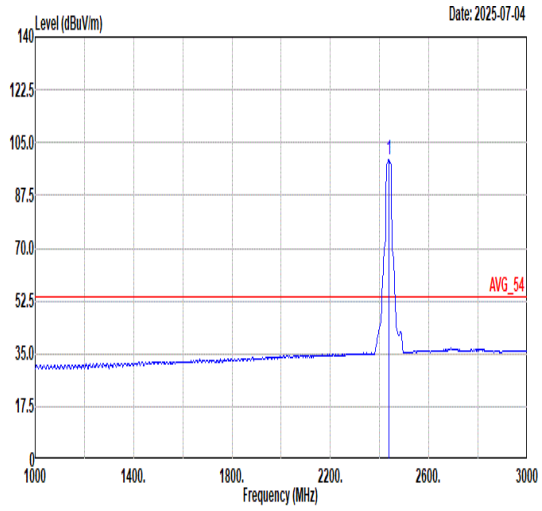 Freq Level Limit Line Margin Read Level Ant Factor Cable Loss Preamp Factor APos TPos Remark MHz dBuV/m dBuV/m dB dBuV dB/m dB dB cm deg 1 2437.00 99.39 ------ ------ 94.41 30.68 6.92 32.62 104 320 AVERAGE

Mode	33	
	Band Edge - R	
	2400-2483.5_802.11ax HE20_CH6_Full_2437MHz	
ANT	8	
Pol.	Horizontal	Fundamental
Peak	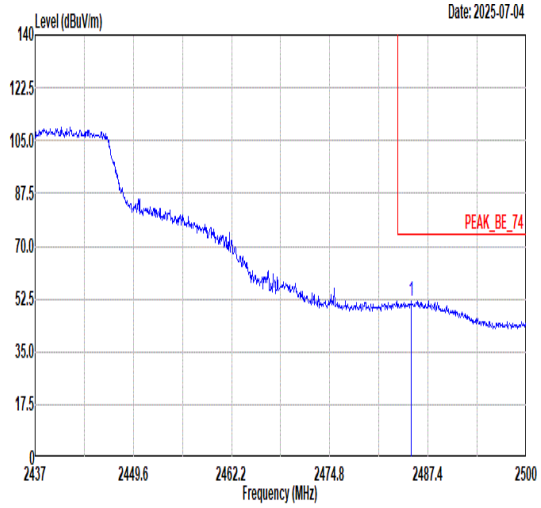 Freq Level Limit Line Margin Read Level Ant Factor Cable Loss Preamp Factor APos TPos Remark MHz dBuV/m dBuV/m dB dBuV dB/m dB dB cm deg 1 2485.26 51.96 74.00 -22.04 46.96 30.63 6.98 32.61 104 320 PEAK	Blank
Avg	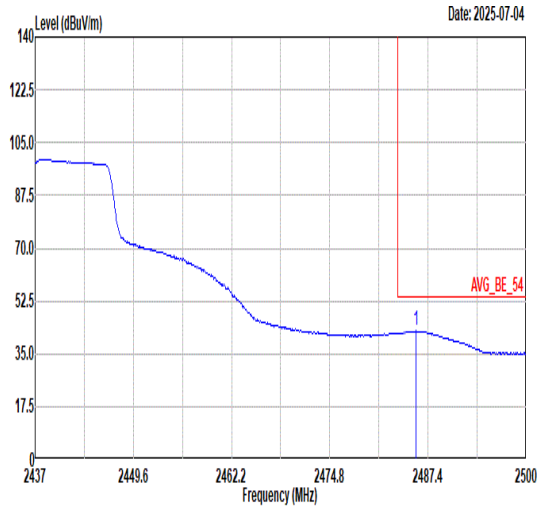 Freq Level Limit Line Margin Read Level Ant Factor Cable Loss Preamp Factor APos TPos Remark MHz dBuV/m dBuV/m dB dBuV dB/m dB dB cm deg 1 2485.89 42.56 54.00 -11.44 37.56 30.63 6.98 32.61 104 320 AVERAGE	Blank

Mode	33	
	Band Edge - L	
	2400-2483.5_802.11ax HE20_CH6_Full_2437MHz	
ANT	8	
Pol.	Vertical	Fundamental
Peak	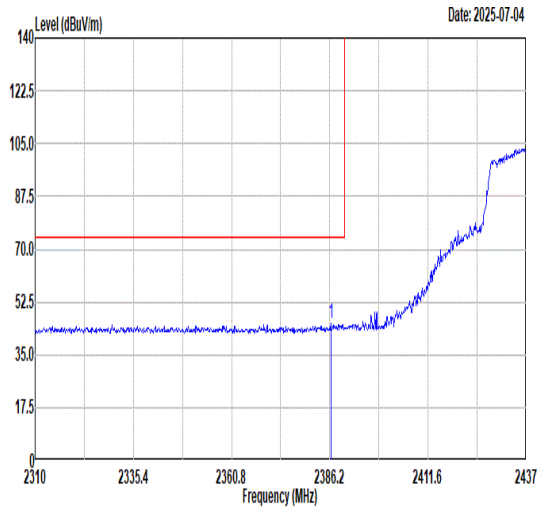 Freq Level Limit Line Margin Read Level Ant Factor Cable Loss Preamp Factor APos TPos Remark MHz dBuV/m dBuV/m dB dBuV dB/m dB dB cm deg 1 2386.45 45.67 74.00 -28.33 40.86 30.60 6.86 32.65 365 252 PEAK	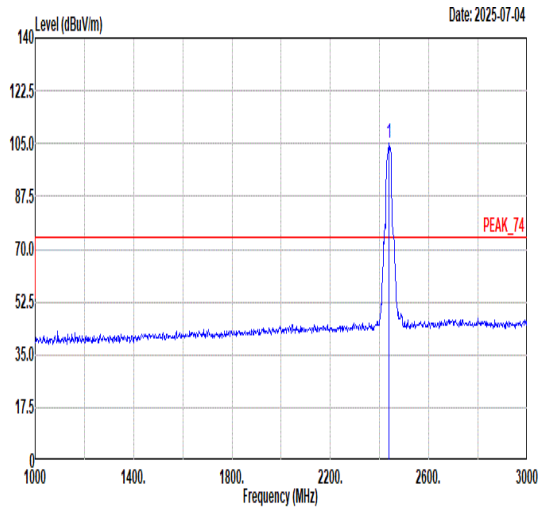 Freq Level Limit Line Margin Read Level Ant Factor Cable Loss Preamp Factor APos TPos Remark MHz dBuV/m dBuV/m dB dBuV dB/m dB dB cm deg 1 2437.00 104.89 ------ ------ 99.91 30.68 6.92 32.62 365 252 PEAK
Avg	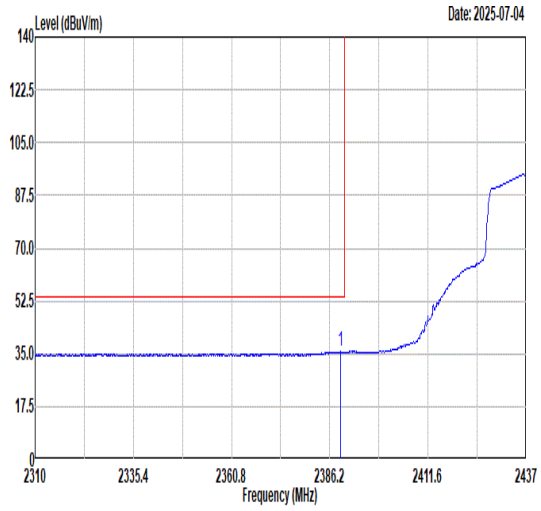 Freq Level Limit Line Margin Read Level Ant Factor Cable Loss Preamp Factor APos TPos Remark MHz dBuV/m dBuV/m dB dBuV dB/m dB dB cm deg 1 2388.99 35.71 54.00 -18.29 30.89 30.60 6.86 32.64 365 252 AVERAGE	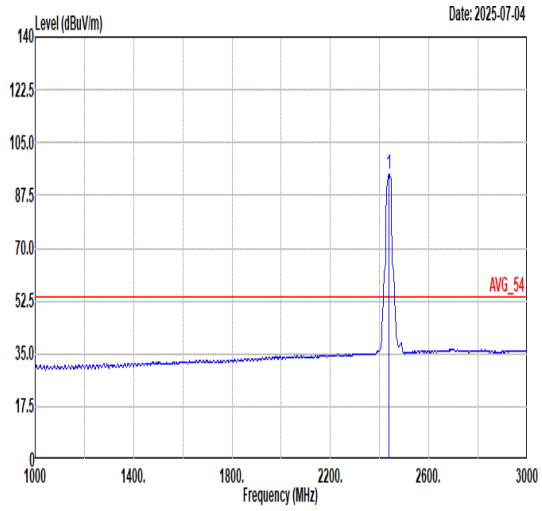 Freq Level Limit Line Margin Read Level Ant Factor Cable Loss Preamp Factor APos TPos Remark MHz dBuV/m dBuV/m dB dBuV dB/m dB dB cm deg 1 2437.00 94.52 ------ ------ 89.54 30.68 6.92 32.62 365 252 AVERAGE

Mode	33	
	Band Edge - R	
	2400-2483.5_802.11ax HE20_CH6_Full_2437MHz	
ANT	8	
Pol.	Vertical	Fundamental
Peak	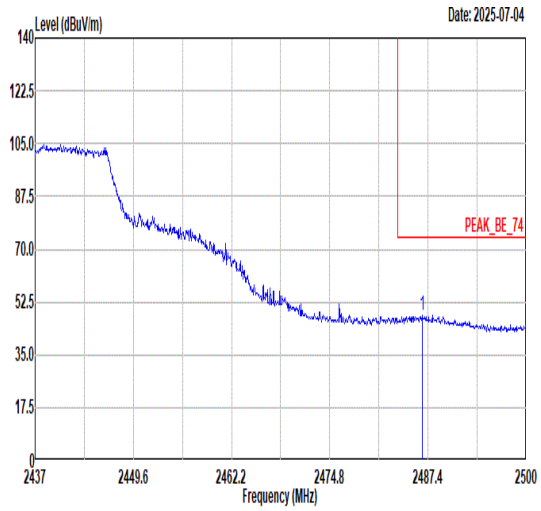 Freq Level Limit Line Margin Read Level Ant Factor Cable Loss Preamp Factor APos TPos Remark MHz dBuV/m dBuV/m dB dBuV dB/m dB dB cm deg 1 2486.71 48.10 74.00 -25.90 43.10 30.63 6.98 32.61 365 252 PEAK	Blank
Avg	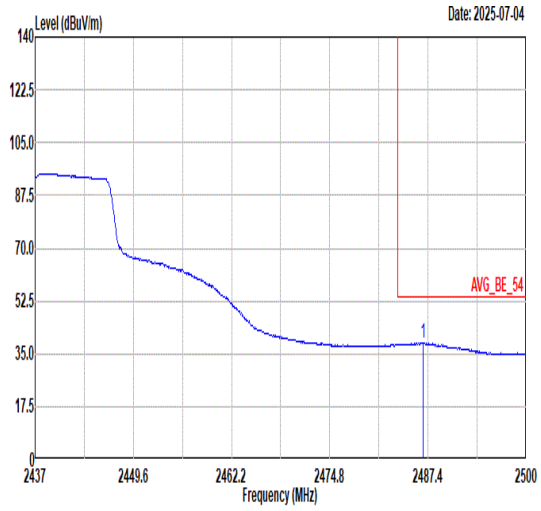 Freq Level Limit Line Margin Read Level Ant Factor Cable Loss Preamp Factor APos TPos Remark MHz dBuV/m dBuV/m dB dBuV dB/m dB dB cm deg 1 2486.77 38.53 54.00 -15.47 33.53 30.63 6.98 32.61 365 252 AVERAGE	Blank

Mode	34	
	Band Edge	
	2400-2483.5_802.11g_CH10_2457MHz	
ANT	8	
Pol.	Horizontal	Fundamental
Peak	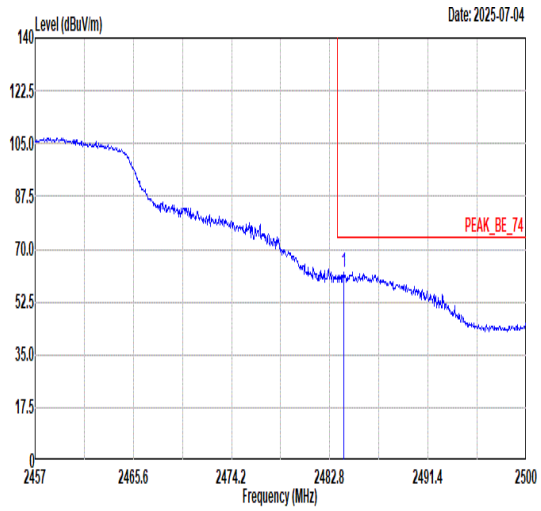 Freq Level Limit Line Margin (dB) Read Level Ant Factor Cable Loss Preamp Factor APos TPos Remark 1 2484.00 62.55 74.00 -11.45 57.55 30.63 6.98 32.61 104 319 PEAK	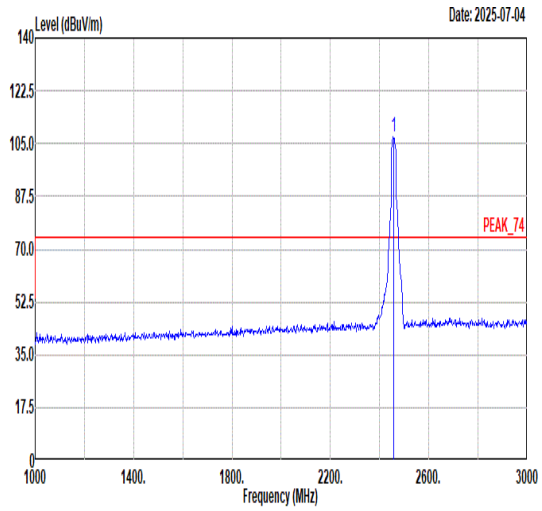 Freq Level Limit Line Margin (dB) Read Level Ant Factor Cable Loss Preamp Factor APos TPos Remark 1 2457.00 107.21 ------ ------ 102.20 30.69 6.94 32.62 104 319 PEAK
Avg	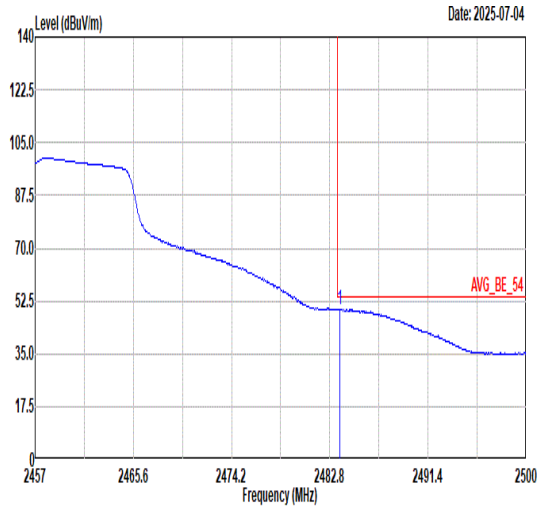 Freq Level Limit Line Margin (dB) Read Level Ant Factor Cable Loss Preamp Factor APos TPos Remark 1 2483.66 49.81 54.00 -4.19 44.81 30.63 6.98 32.61 104 319 AVERAGE	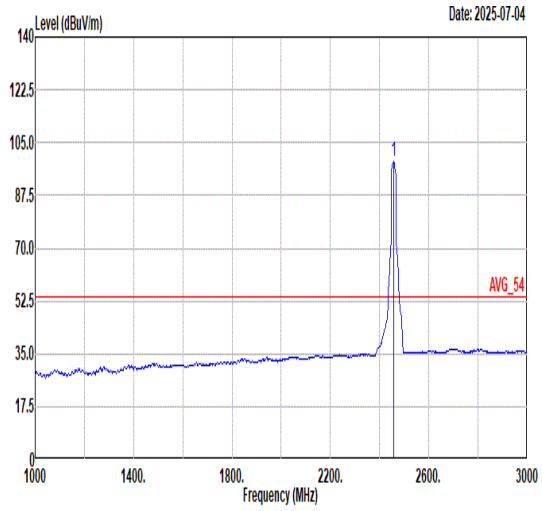 Freq Level Limit Line Margin (dB) Read Level Ant Factor Cable Loss Preamp Factor APos TPos Remark 1 2457.00 98.82 ------ ------ 93.81 30.69 6.94 32.62 104 319 AVERAGE

Mode	34	
	Band Edge	
	2400-2483.5_802.11g_CH10_2457MHz	
ANT	8	
Pol.	Vertical	Fundamental
Peak	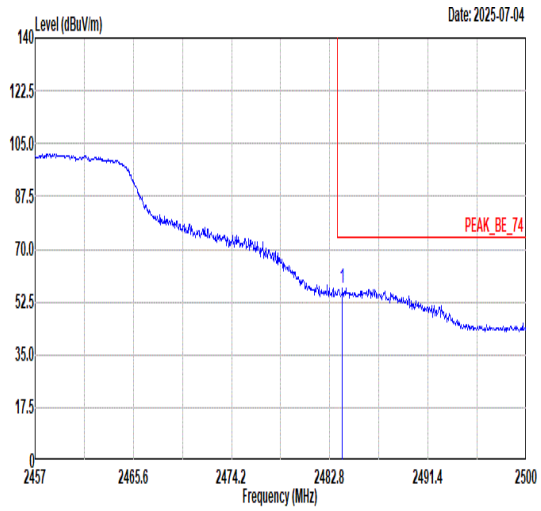 Freq Level Limit Line Margin (dB) Read Level Ant Factor Cable Loss Preamp Factor APos TPos Remark 1 2483.92 57.16 74.00 -16.84 52.16 30.63 6.98 32.61 363 255 PEAK	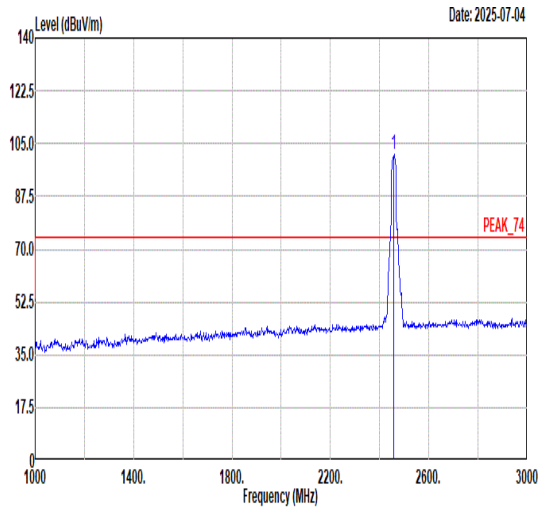 Freq Level Limit Line Margin (dB) Read Level Ant Factor Cable Loss Preamp Factor APos TPos Remark 1 2457.00 101.45 ------ ------ 96.44 30.68 6.95 32.62 363 255 PEAK
Avg	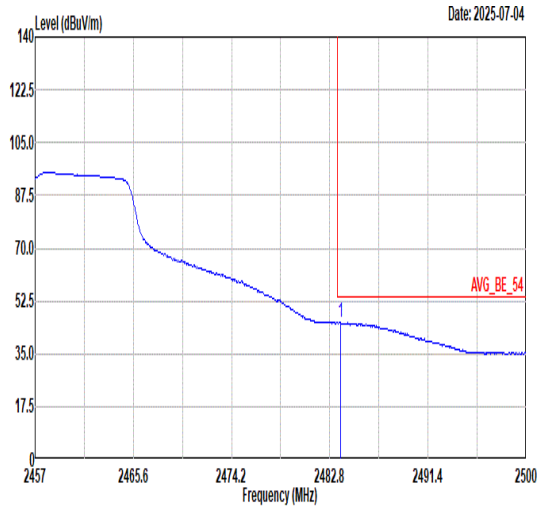 Freq Level Limit Line Margin (dB) Read Level Ant Factor Cable Loss Preamp Factor APos TPos Remark 1 2483.75 45.42 54.00 -8.58 40.42 30.63 6.98 32.61 363 255 AVERAGE	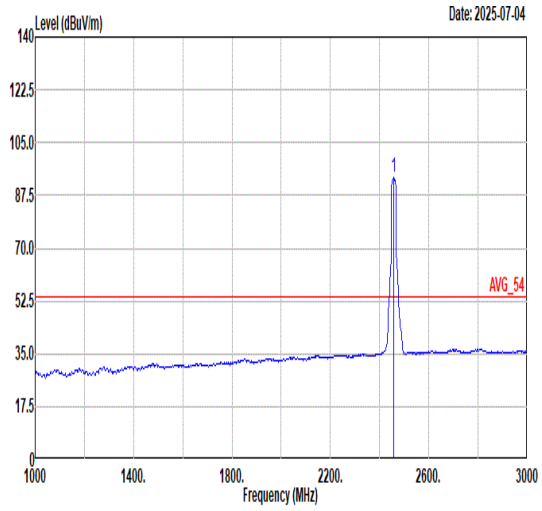 Freq Level Limit Line Margin (dB) Read Level Ant Factor Cable Loss Preamp Factor APos TPos Remark 1 2457.00 93.59 ------ ------ 88.58 30.68 6.95 32.62 363 255 AVERAGE

Mode	35	
	Band Edge - L	
	2400-2483.5_802.11n HT20_CH10_2457MHz	
ANT	8	
Pol.	Horizontal	Fundamental
Peak	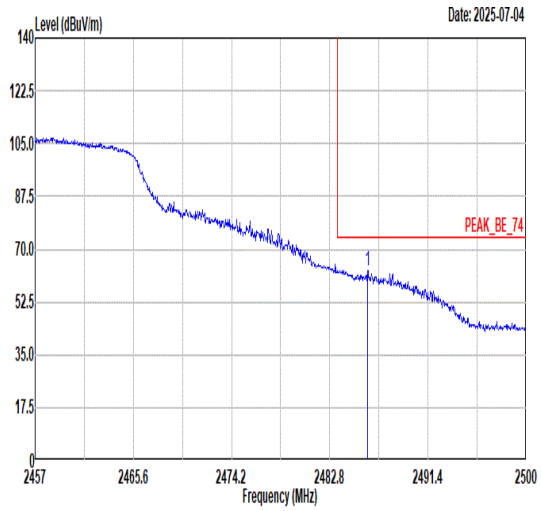 Freq Level Limit Line Margin (dB) Read Level Ant Factor Cable Loss Preamp Factor APos TPos Remark 1 2486.11 62.96 74.00 -11.04 57.96 30.63 6.98 32.61 105 320 PEAK	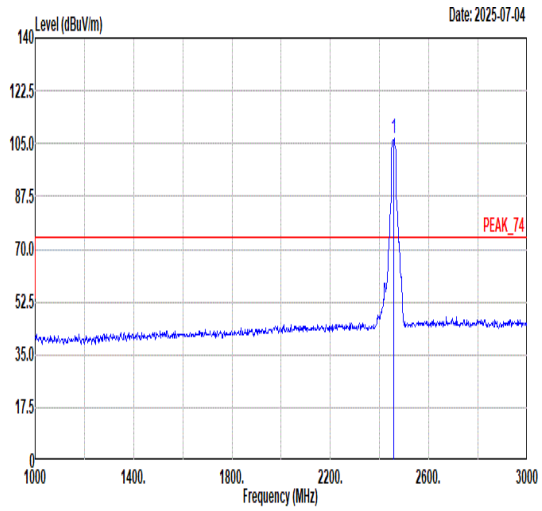 Freq Level Limit Line Margin (dB) Read Level Ant Factor Cable Loss Preamp Factor APos TPos Remark 1 2457.00 106.72 ------ ------ 101.71 30.68 6.95 32.62 105 320 PEAK
Avg	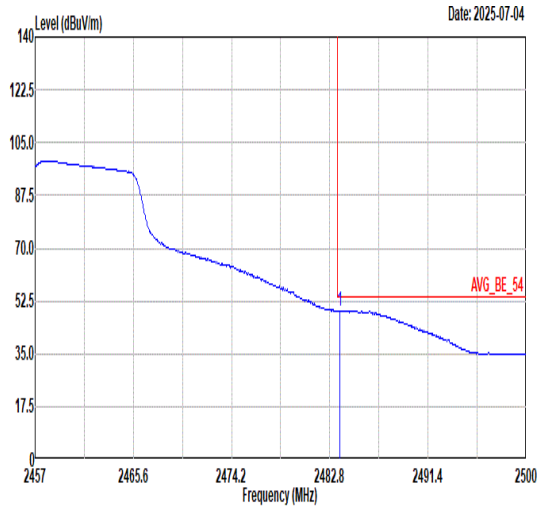 Freq Level Limit Line Margin (dB) Read Level Ant Factor Cable Loss Preamp Factor APos TPos Remark 1 2483.70 49.37 54.00 -4.63 44.37 30.63 6.98 32.61 105 320 AVERAGE	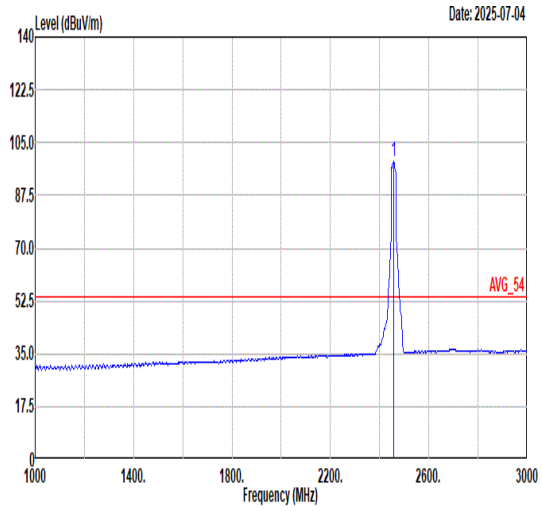 Freq Level Limit Line Margin (dB) Read Level Ant Factor Cable Loss Preamp Factor APos TPos Remark 1 2457.00 98.90 ------ ------ 93.89 30.69 6.94 32.62 105 320 AVERAGE

Mode	35	
	Band Edge - L	
	2400-2483.5_802.11n HT20_CH10_2457MHz	
ANT	8	
Pol.	Vertical	Fundamental
Peak	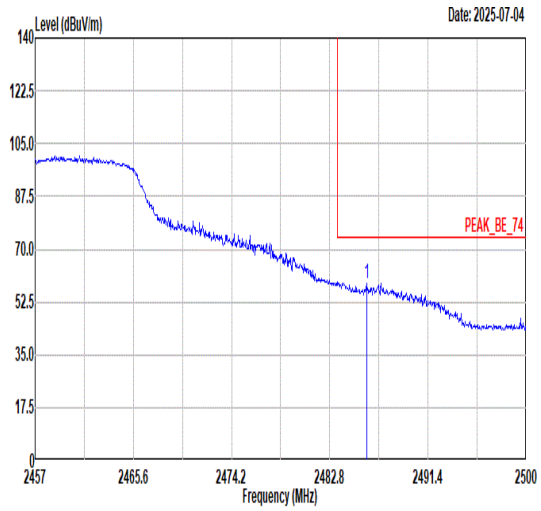 Freq Level Limit Line Margin (dB) Read Level Ant Factor Cable Loss Preamp Factor APos TPos Remark 1 2486.03 58.84 74.00 -15.16 53.84 30.63 6.98 32.61 361 236 PEAK	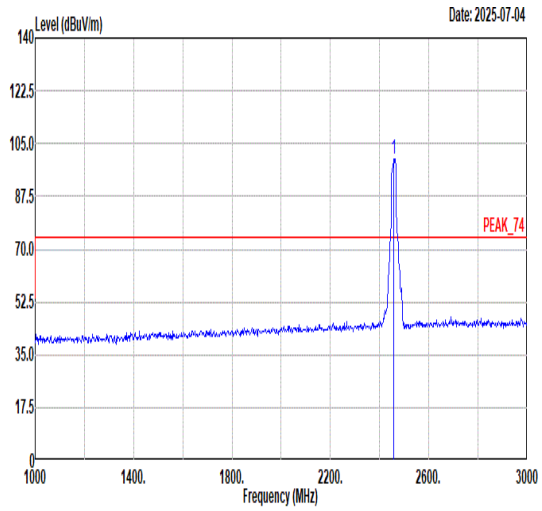 Freq Level Limit Line Margin (dB) Read Level Ant Factor Cable Loss Preamp Factor APos TPos Remark 1 2457.00 99.78 ------ ------ 94.77 30.68 6.95 32.62 361 236 PEAK
Avg	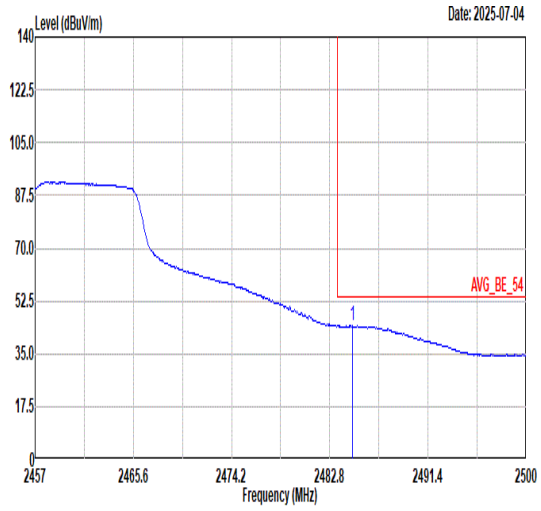 Freq Level Limit Line Margin (dB) Read Level Ant Factor Cable Loss Preamp Factor APos TPos Remark 1 2484.78 44.29 54.00 -9.71 39.29 30.63 6.98 32.61 361 236 AVERAGE	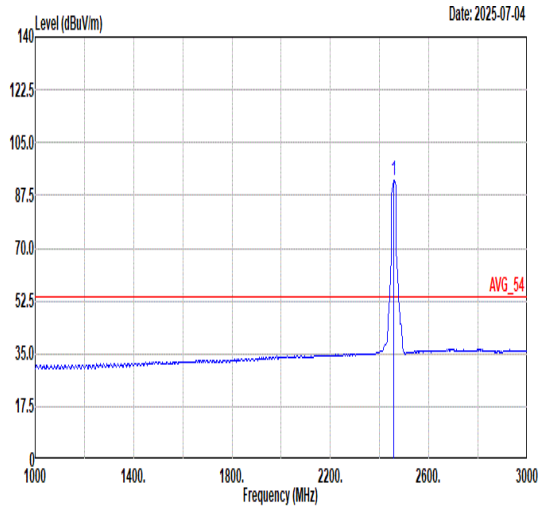 Freq Level Limit Line Margin (dB) Read Level Ant Factor Cable Loss Preamp Factor APos TPos Remark 1 2457.00 92.47 ------ ------ 87.46 30.68 6.95 32.62 361 236 AVERAGE

Mode	36	
	Band Edge	
	2400-2483.5_802.11ax HE20_CH10_2457MHz	
ANT	8	
Pol.	Horizontal	Fundamental
Peak	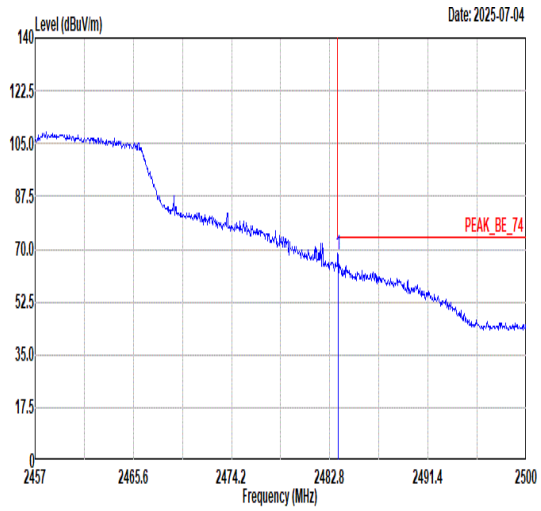 Freq Level Limit Line Margin (dB) Read Level Ant Factor Cable Loss Preamp Factor APos TPos Remark 1 2483.53 67.98 74.00 -6.02 62.98 30.63 6.98 32.61 104 320 PEAK	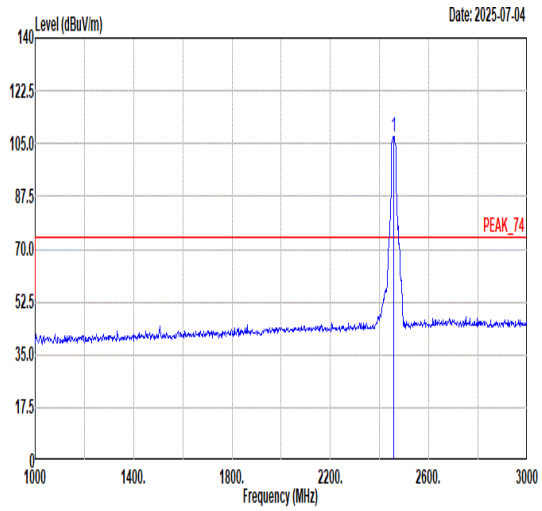 Freq Level Limit Line Margin (dB) Read Level Ant Factor Cable Loss Preamp Factor APos TPos Remark 1 2457.00 107.23 ------ ------ 102.22 30.68 6.95 32.62 104 320 PEAK
Avg	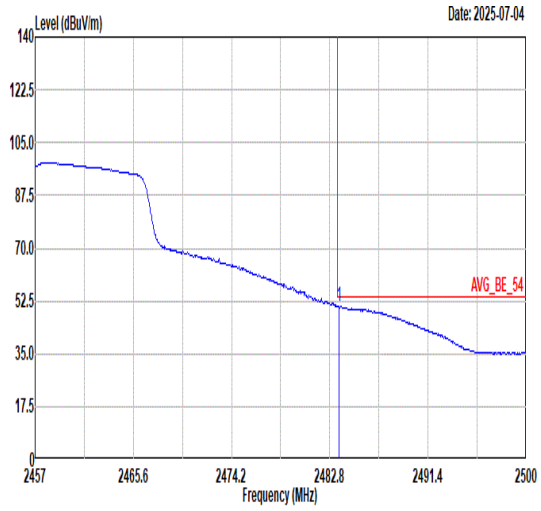 Freq Level Limit Line Margin (dB) Read Level Ant Factor Cable Loss Preamp Factor APos TPos Remark 1 2483.62 50.66 54.00 -3.34 45.66 30.63 6.98 32.61 104 320 AVERAGE	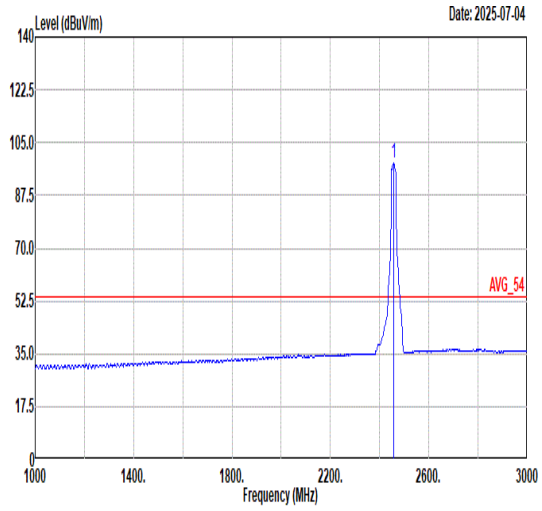 Freq Level Limit Line Margin (dB) Read Level Ant Factor Cable Loss Preamp Factor APos TPos Remark 1 2457.00 98.11 ------ ------ 93.10 30.69 6.94 32.62 104 320 AVERAGE

Mode	36	
	Band Edge	
	2400-2483.5_802.11ax HE20_CH10_2457MHz	
ANT	8	
Pol.	Vertical	Fundamental
Peak	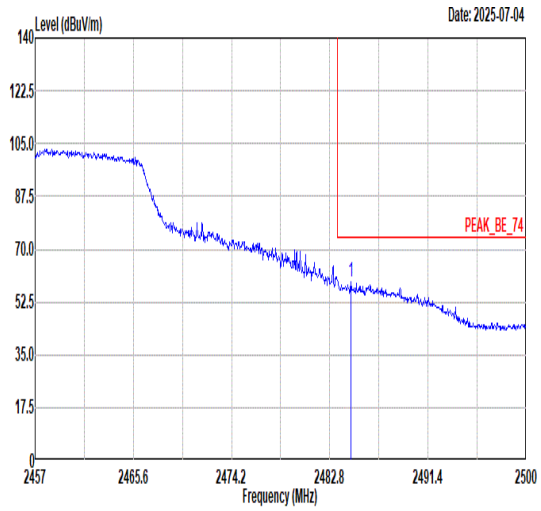 Freq Level Limit Line Margin (dB) Read Level Ant Factor Cable Loss Preamp Factor APos TPos Remark 1 2484.65 59.27 74.00 -14.73 54.27 30.63 6.98 32.61 365 232 PEAK	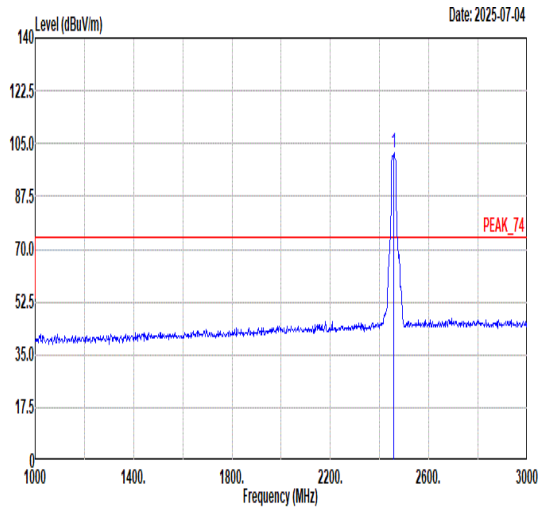 Freq Level Limit Line Margin (dB) Read Level Ant Factor Cable Loss Preamp Factor APos TPos Remark 1 2457.00 102.22 ------ ------ 97.21 30.68 6.95 32.62 365 232 PEAK
Avg	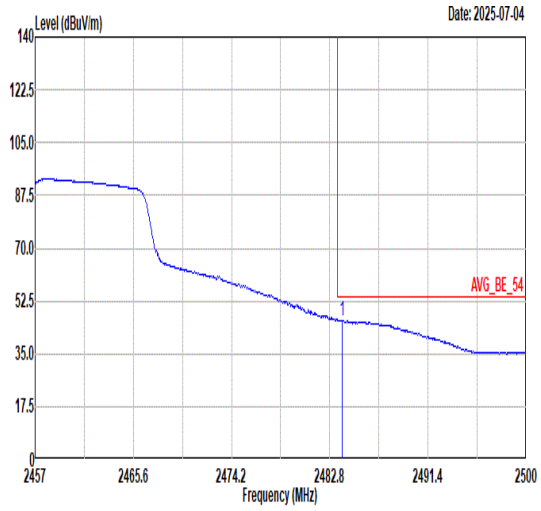 Freq Level Limit Line Margin (dB) Read Level Ant Factor Cable Loss Preamp Factor APos TPos Remark 1 2483.88 46.08 54.00 -7.92 41.08 30.63 6.98 32.61 365 232 AVERAGE	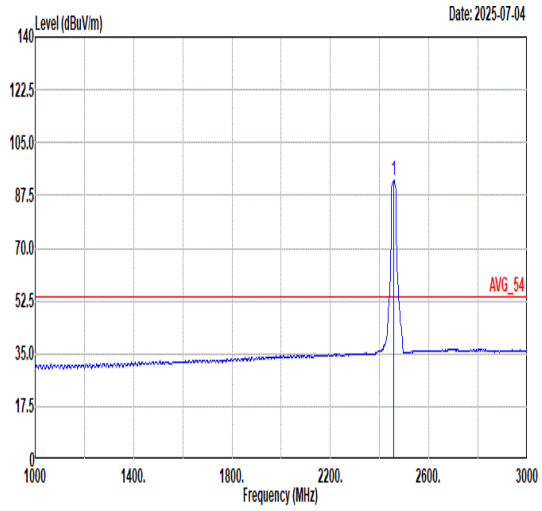 Freq Level Limit Line Margin (dB) Read Level Ant Factor Cable Loss Preamp Factor APos TPos Remark 1 2457.00 92.51 ------ ------ 87.50 30.68 6.95 32.62 365 232 AVERAGE

Mode	37	
	Band Edge - L	
	2400-2483.5_802.11g_CH2_2417MHz	
ANT	8	
Pol.	Horizontal	Fundamental
Peak	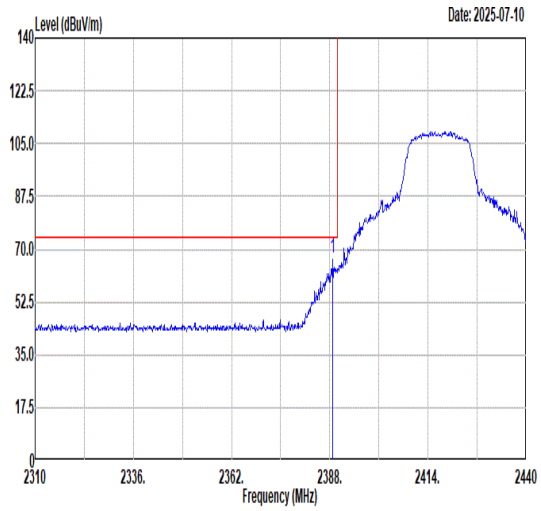 Freq Level Limit Line Margin Read Level Ant Factor Cable Loss Preamp Factor APos TPos Remark 1 2388.78 66.90 74.00 -7.10 62.08 30.60 6.86 32.64 100 282 PEAK	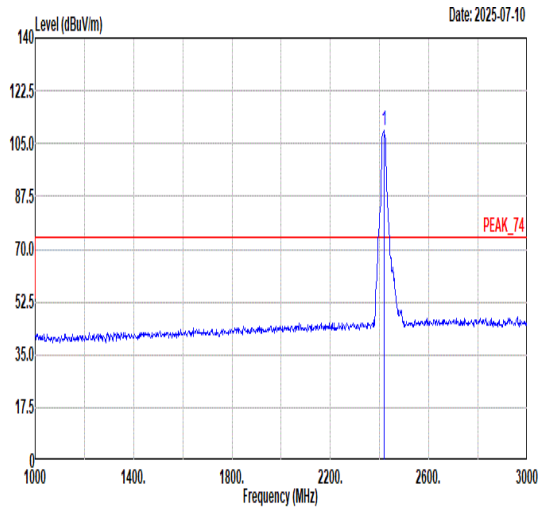 Freq Level Limit Line Margin Read Level Ant Factor Cable Loss Preamp Factor APos TPos Remark 1 2417.00 109.28 ------ ------ 104.37 30.64 6.90 32.63 100 282 PEAK
Avg	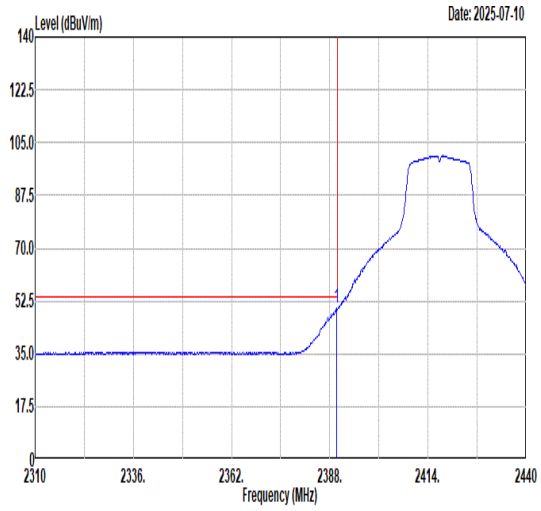 Freq Level Limit Line Margin Read Level Ant Factor Cable Loss Preamp Factor APos TPos Remark 1 2389.82 49.98 54.00 -4.02 45.15 30.60 6.87 32.64 100 282 AVERAGE	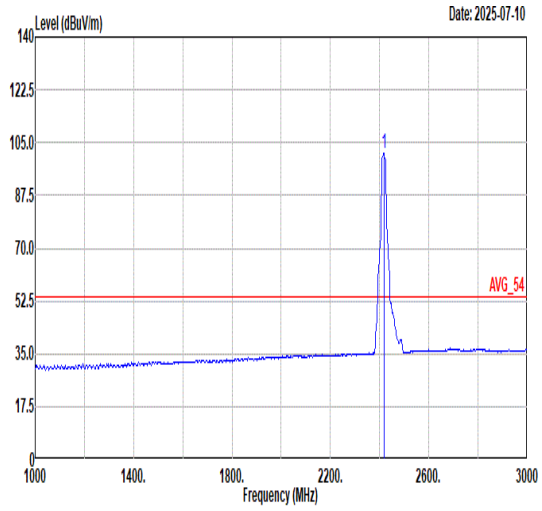 Freq Level Limit Line Margin Read Level Ant Factor Cable Loss Preamp Factor APos TPos Remark 1 2417.00 101.25 ------ ------ 96.35 30.63 6.90 32.63 100 282 AVERAGE

Mode	37	
	Band Edge - L	
	2400-2483.5_802.11g_CH2_2417MHz	
ANT	8	
Pol.	Vertical	Fundamental
Peak	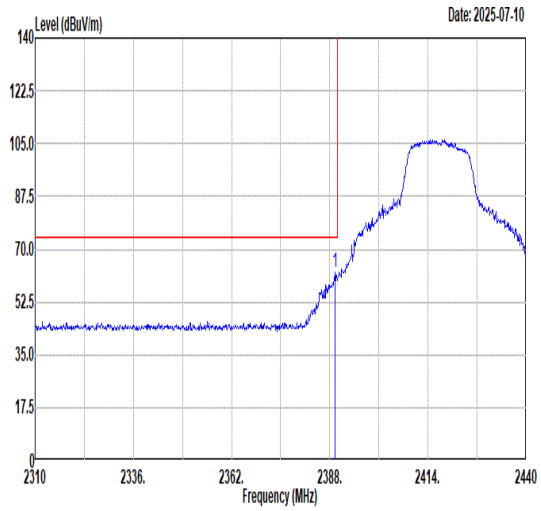 Freq Level Limit Line Margin Read Level Ant Factor Cable Loss Preamp Factor APos TPos Remark 1 2389.43 62.22 74.00 -11.78 57.39 30.60 6.87 32.64 345 259 PEAK	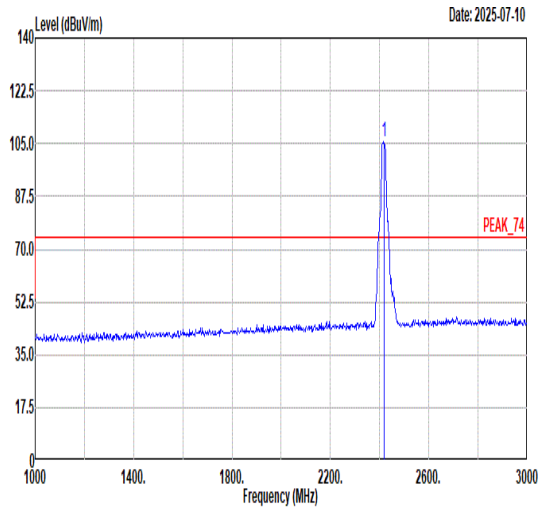 Freq Level Limit Line Margin Read Level Ant Factor Cable Loss Preamp Factor APos TPos Remark 1 2417.00 105.47 ------ ------ 100.57 30.63 6.90 32.63 345 259 PEAK
Avg	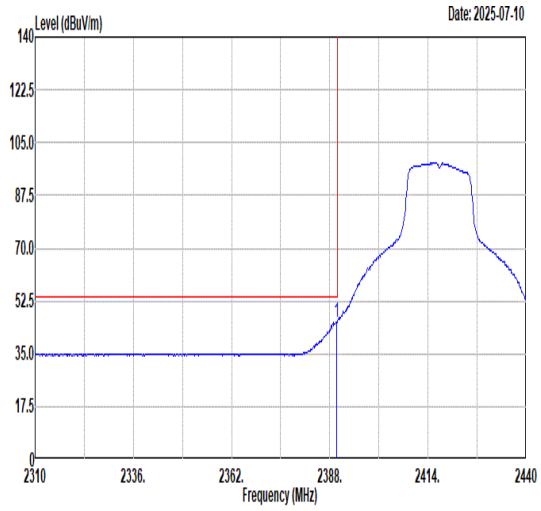 Freq Level Limit Line Margin Read Level Ant Factor Cable Loss Preamp Factor APos TPos Remark 1 2389.82 45.61 54.00 -8.39 40.78 30.60 6.87 32.64 345 259 AVERAGE	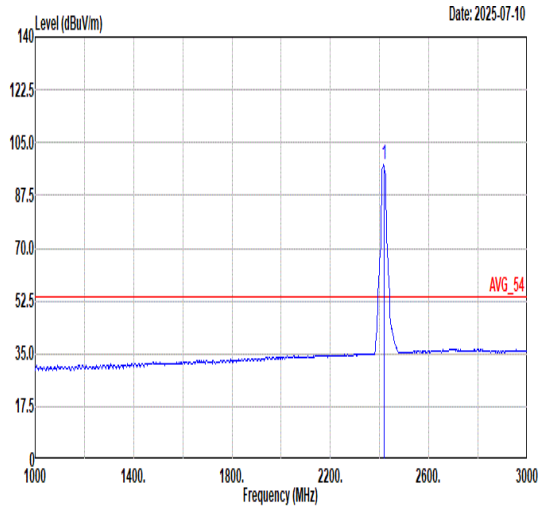 Freq Level Limit Line Margin Read Level Ant Factor Cable Loss Preamp Factor APos TPos Remark 1 2417.00 97.48 ------ ------ 92.58 30.63 6.90 32.63 345 259 AVERAGE

Mode	38	
	Band Edge	
	2400-2483.5_802.11n HT20_CH2_2417MHz	
ANT	8	
Pol.	Horizontal	Fundamental
Peak	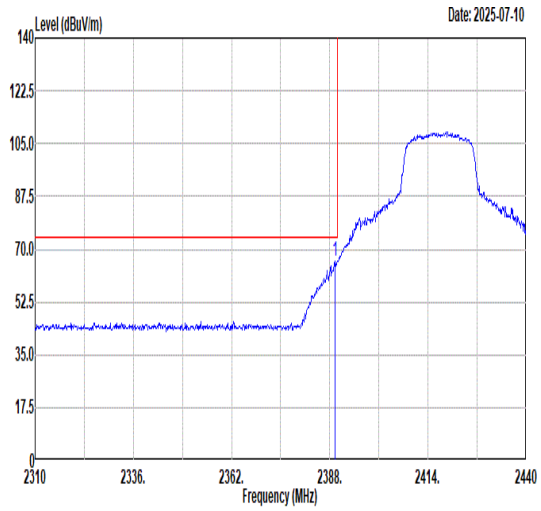 Freq Level Limit Line Margin (dB) Read Level Ant Factor Cable Loss Preamp Factor APos TPos Remark MHz dBuV/m dBuV/m dBuV dB/m dB dB cm deg 1 2389.30 65.98 74.00 -8.02 61.16 30.60 6.86 32.64 100 285 PEAK	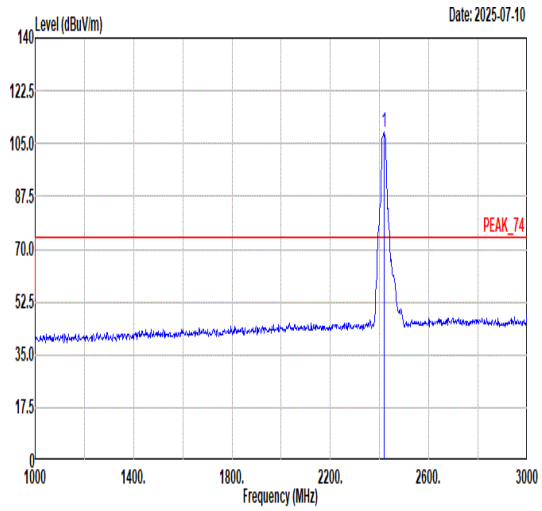 Freq Level Limit Line Margin (dB) Read Level Ant Factor Cable Loss Preamp Factor APos TPos Remark MHz dBuV/m dBuV/m dBuV dB/m dB dB cm deg 1 2417.00 108.73 ------ ------ 103.82 30.64 6.90 32.63 100 285 PEAK
Avg	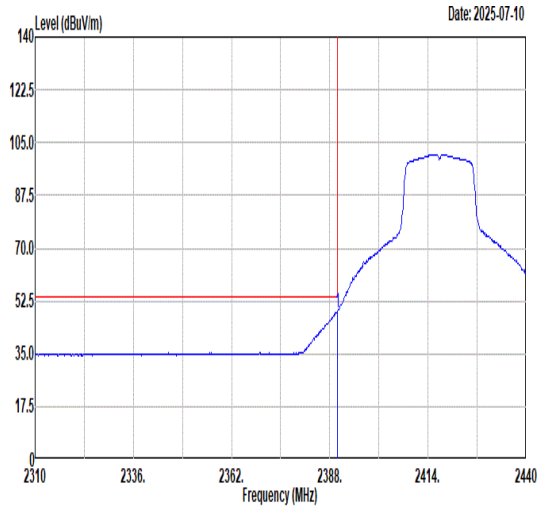 Freq Level Limit Line Margin (dB) Read Level Ant Factor Cable Loss Preamp Factor APos TPos Remark MHz dBuV/m dBuV/m dBuV dB/m dB dB cm deg 1 2389.95 48.77 54.00 -5.23 43.94 30.60 6.87 32.64 100 285 AVERAGE	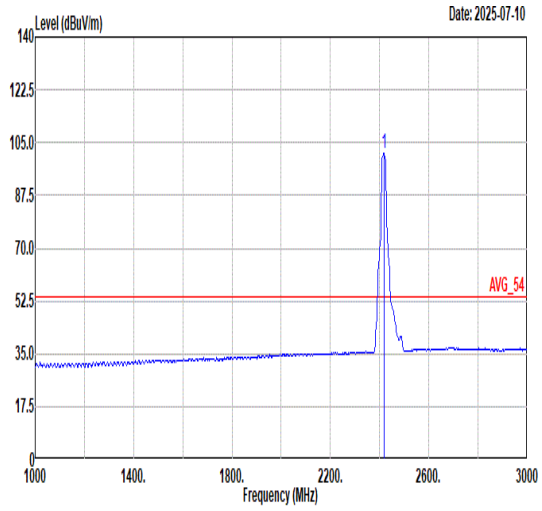 Freq Level Limit Line Margin (dB) Read Level Ant Factor Cable Loss Preamp Factor APos TPos Remark MHz dBuV/m dBuV/m dBuV dB/m dB dB cm deg 1 2417.00 101.42 ------ ------ 96.51 30.64 6.90 32.63 100 285 AVERAGE

Mode	38	
	Band Edge	
	2400-2483.5_802.11n HT20_CH2_2417MHz	
ANT	8	
Pol.	Vertical	Fundamental
Peak	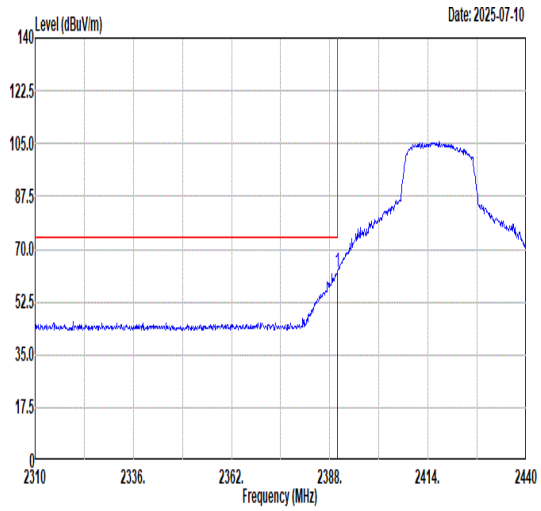 Freq Level Limit Line Margin (dB) Read Level Ant Factor Cable Loss Preamp Factor APos TPos Remark MHz dBuV/m dBuV/m dBuV dB/m dB dB cm deg 1 2389.95 62.26 74.00 -11.74 57.43 30.60 6.87 32.64 345 259 PEAK	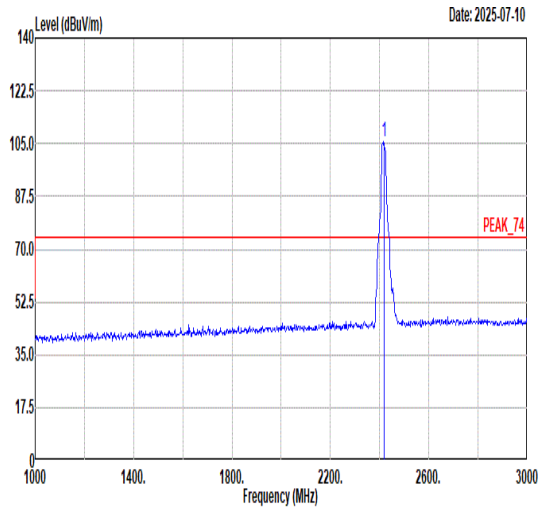 Freq Level Limit Line Margin (dB) Read Level Ant Factor Cable Loss Preamp Factor APos TPos Remark MHz dBuV/m dBuV/m dBuV dB/m dB dB cm deg 1 2417.00 105.46 ------ ------ 100.57 30.63 6.89 32.63 345 259 PEAK
Avg	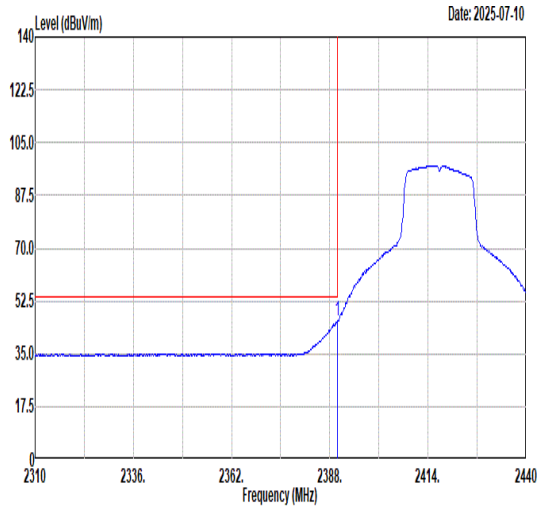 Freq Level Limit Line Margin (dB) Read Level Ant Factor Cable Loss Preamp Factor APos TPos Remark MHz dBuV/m dBuV/m dBuV dB/m dB dB cm deg 1 2389.95 45.80 54.00 -8.20 40.97 30.60 6.87 32.64 345 259 AVERAGE	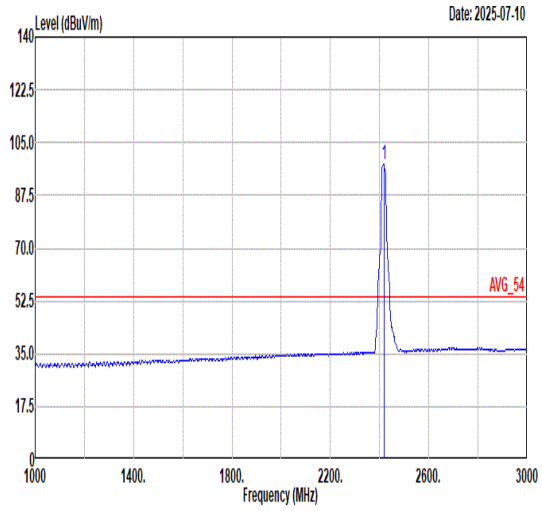 Freq Level Limit Line Margin (dB) Read Level Ant Factor Cable Loss Preamp Factor APos TPos Remark MHz dBuV/m dBuV/m dBuV dB/m dB dB cm deg 1 2417.00 97.95 ------ ------ 93.05 30.63 6.90 32.63 345 259 AVERAGE

Mode	39
	Band Edge - L
	2400-2483.5_802.11ax HE20_CH2_2417MHz
ANT	8

Pol.	Horizontal	Fundamental
Peak	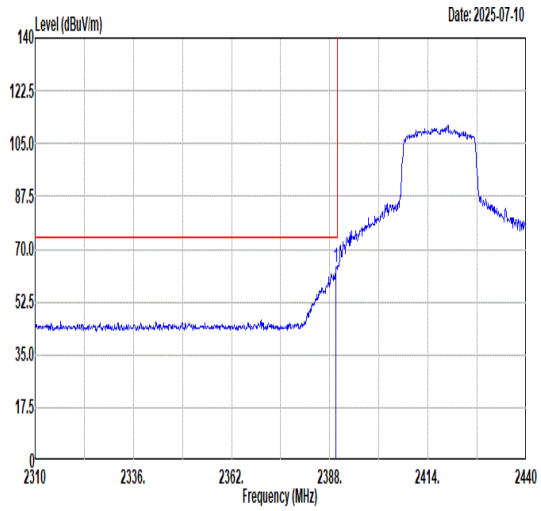 Freq Level Limit Line Margin (dB) Read Level Ant Factor Cable Loss Preamp Factor APos TPos Remark MHz dBuV/m dBuV/m dBuV dB/m dB dB cm deg 1 2389.69 63.94 74.00 -10.06 59.11 30.60 6.87 32.64 100 282 PEAK	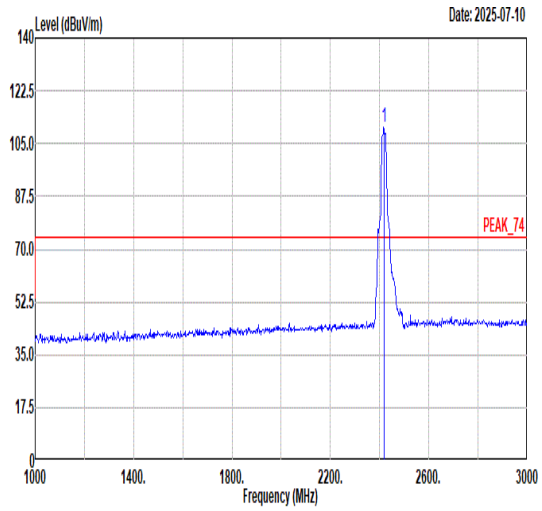 Freq Level Limit Line Margin (dB) Read Level Ant Factor Cable Loss Preamp Factor APos TPos Remark MHz dBuV/m dBuV/m dBuV dB/m dB dB cm deg 1 2417.00 110.25 ------ ------ 105.35 30.63 6.90 32.63 100 282 PEAK
Avg	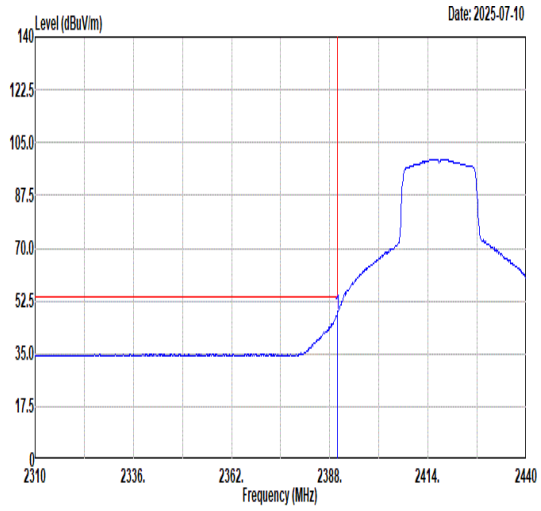 Freq Level Limit Line Margin (dB) Read Level Ant Factor Cable Loss Preamp Factor APos TPos Remark MHz dBuV/m dBuV/m dBuV dB/m dB dB cm deg 1 2389.95 48.14 54.00 -5.86 43.31 30.60 6.87 32.64 100 282 AVERAGE	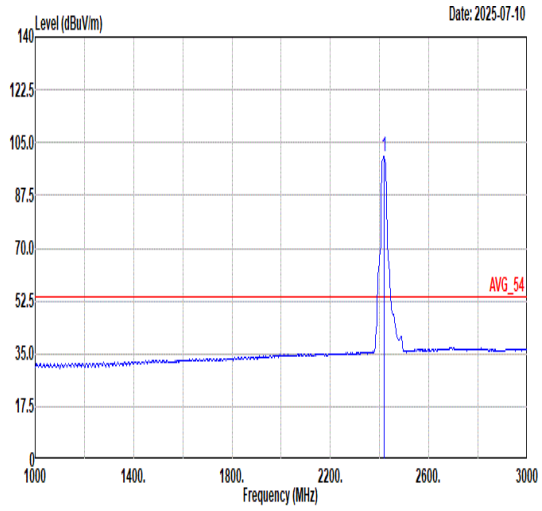 Freq Level Limit Line Margin (dB) Read Level Ant Factor Cable Loss Preamp Factor APos TPos Remark MHz dBuV/m dBuV/m dBuV dB/m dB dB cm deg 1 2417.00 100.21 ------ ------ 95.31 30.63 6.90 32.63 100 282 AVERAGE

Mode	39	
	Band Edge - L	
	2400-2483.5_802.11ax HE20_CH2_2417MHz	
ANT	8	
Pol.	Vertical	Fundamental
Peak	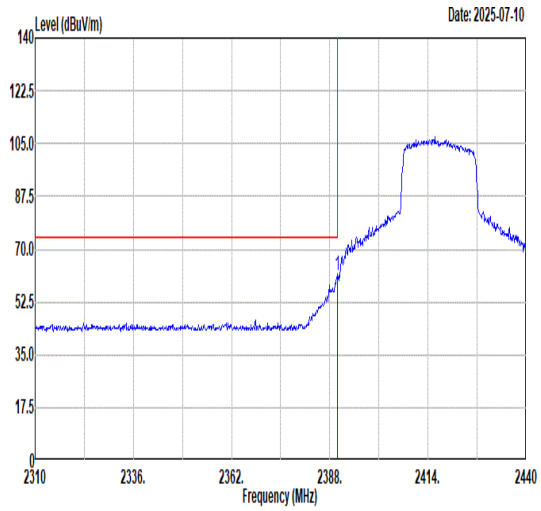 Freq Level Limit Line Margin (dB) Read Level Ant Factor Cable Loss Preamp Factor APos TPos Remark 1 2389.95 61.11 74.00 -12.89 56.28 30.60 6.87 32.64 346 261 PEAK	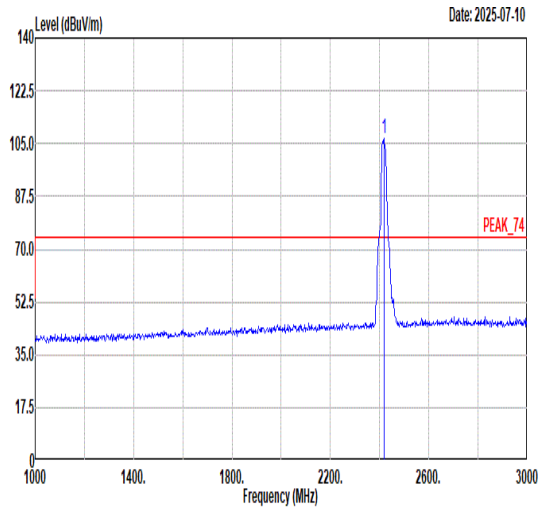 Freq Level Limit Line Margin (dB) Read Level Ant Factor Cable Loss Preamp Factor APos TPos Remark 1 2417.00 106.75 ------ ------ 101.84 30.64 6.90 32.63 346 261 PEAK
Avg	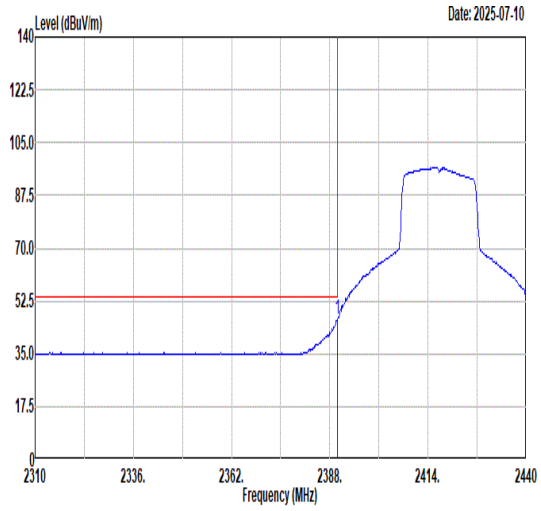 Freq Level Limit Line Margin (dB) Read Level Ant Factor Cable Loss Preamp Factor APos TPos Remark 1 2389.95 46.46 54.00 -7.54 41.63 30.60 6.87 32.64 346 261 AVERAGE	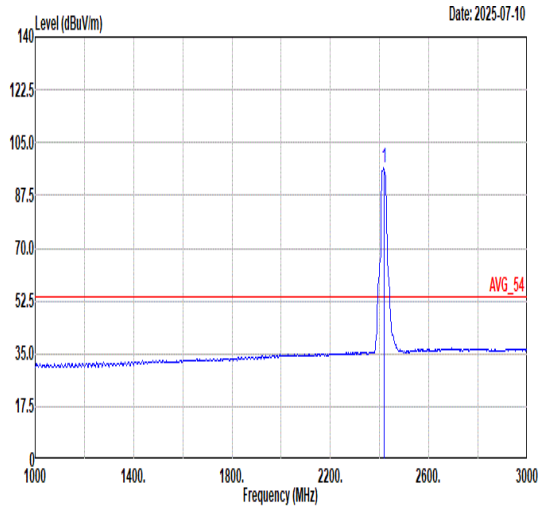 Freq Level Limit Line Margin (dB) Read Level Ant Factor Cable Loss Preamp Factor APos TPos Remark 1 2417.00 96.50 ------ ------ 91.60 30.63 6.90 32.63 346 261 AVERAGE

Mode	40	
	Band Edge	
	2400-2483.5_802.11ax HE20_CH11_Full_2462MHz+N48 40M	
ANT	8	
Pol.	Horizontal	Fundamental
Peak	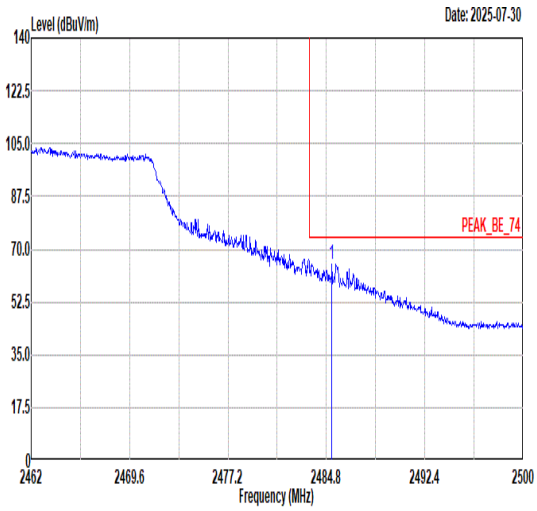 Freq Level Limit Line Margin (dB) Read Level Ant Factor Cable Loss Preamp Factor APos TPos Remark 1 2485.22 65.19 74.00 -8.81 60.19 30.63 6.98 32.61 105 319 PEAK	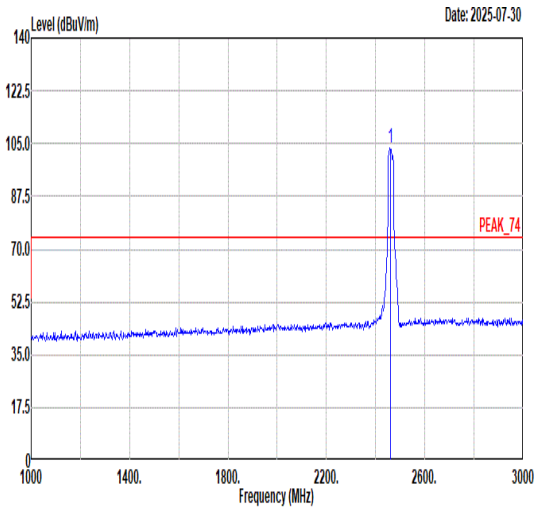 Freq Level Limit Line Margin (dB) Read Level Ant Factor Cable Loss Preamp Factor APos TPos Remark 1 2462.00 103.57 ------ ------ 98.56 30.69 6.94 32.62 105 319 PEAK
Avg	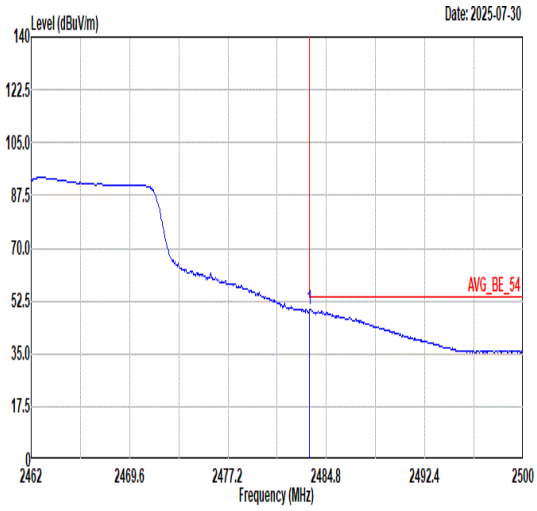 Freq Level Limit Line Margin (dB) Read Level Ant Factor Cable Loss Preamp Factor APos TPos Remark 1 2483.51 49.48 54.00 -4.52 44.48 30.63 6.98 32.61 105 319 AVERAGE	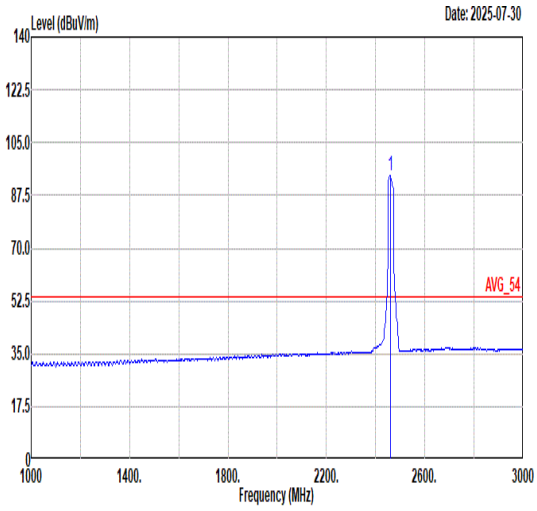 Freq Level Limit Line Margin (dB) Read Level Ant Factor Cable Loss Preamp Factor APos TPos Remark 1 2462.00 94.22 ------ ------ 89.21 30.68 6.95 32.62 105 319 AVERAGE

Mode	40	
	Band Edge	
	2400-2483.5_802.11ax HE20_CH11_Full_2462MHz+N48 40M	
ANT	8	
Pol.	Vertical	Fundamental
Peak	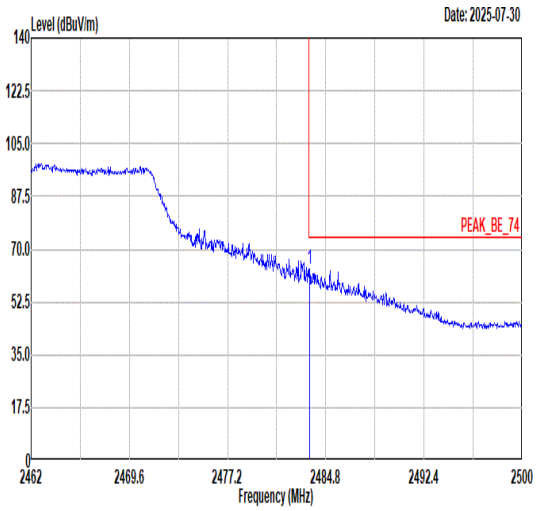 Freq Level Limit Line Margin (dB) Read Level Ant Factor Cable Loss Preamp Factor APos TPos Remark MHz dBuV/m dBuV/m dBuV dB/m dB dB cm deg 1 2483.55 63.32 74.00 -10.68 58.32 30.63 6.98 32.61 317 247 PEAK	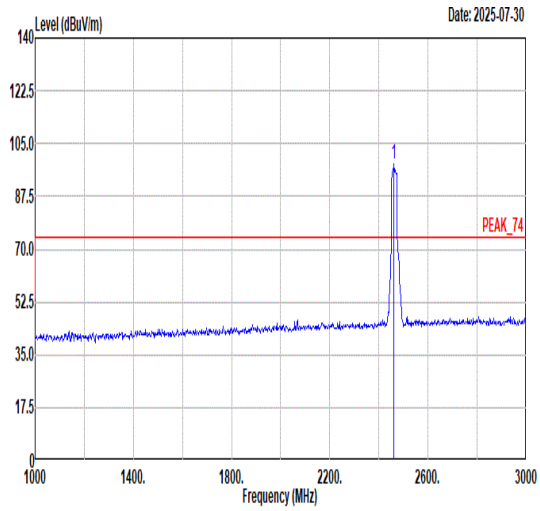 Freq Level Limit Line Margin (dB) Read Level Ant Factor Cable Loss Preamp Factor APos TPos Remark MHz dBuV/m dBuV/m dBuV dB/m dB dB cm deg 1 2462.00 98.17 ------ ------ 93.16 30.68 6.95 32.62 317 247 PEAK
Avg	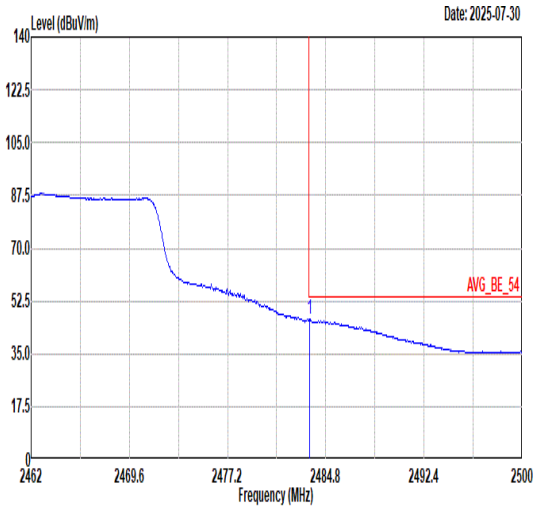 Freq Level Limit Line Margin (dB) Read Level Ant Factor Cable Loss Preamp Factor APos TPos Remark MHz dBuV/m dBuV/m dBuV dB/m dB dB cm deg 1 2483.55 46.49 54.00 -7.51 41.49 30.63 6.98 32.61 317 247 AVERAGE	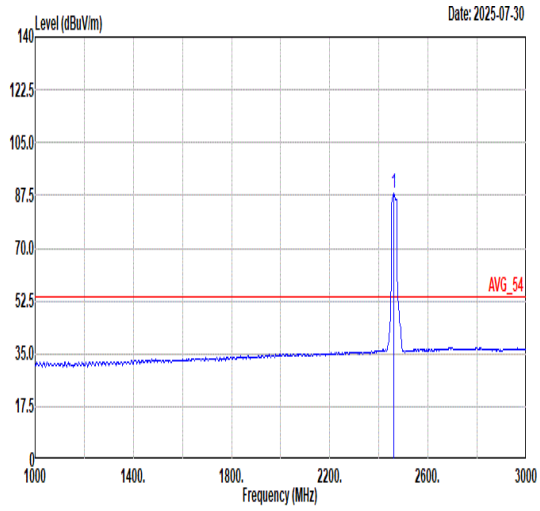 Freq Level Limit Line Margin (dB) Read Level Ant Factor Cable Loss Preamp Factor APos TPos Remark MHz dBuV/m dBuV/m dBuV dB/m dB dB cm deg 1 2462.00 88.30 ------ ------ 83.29 30.68 6.95 32.62 317 247 AVERAGE

Mode	40	
	Band Edge	
	2400-2483.5_802.11ax HE20_CH11_Full_2462MHz+N48 40M	
ANT	8	
Pol.	Horizontal	Vertical
Peak Avg	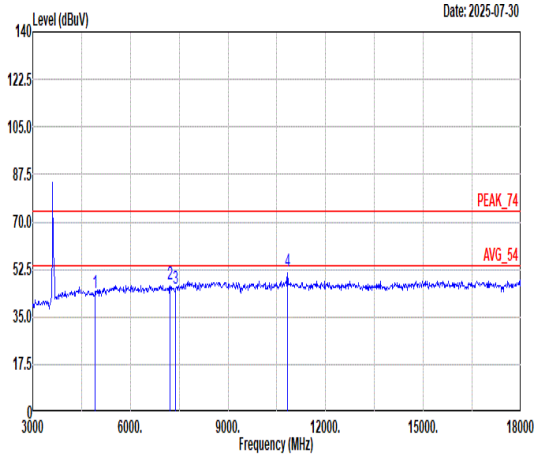 Freq Level Limit Line Margin Read Level Ant Factor Cable Loss Preamp Factor APos TPos Remark MHz dBuV/m dBuV/m dB dBuV dB/m dB dB cm deg 1 4924.00 43.82 74.00 -30.18 49.81 35.54 11.12 52.65 --- --- Peak 2 7212.00 46.92 ------ ------ 49.57 36.52 13.01 52.18 --- --- Peak 3 7386.00 45.48 74.00 -28.52 48.03 36.57 13.13 52.25 --- --- Peak 4 10818.00 51.98 ------ ------ 50.53 38.10 14.43 51.08 --- --- Peak	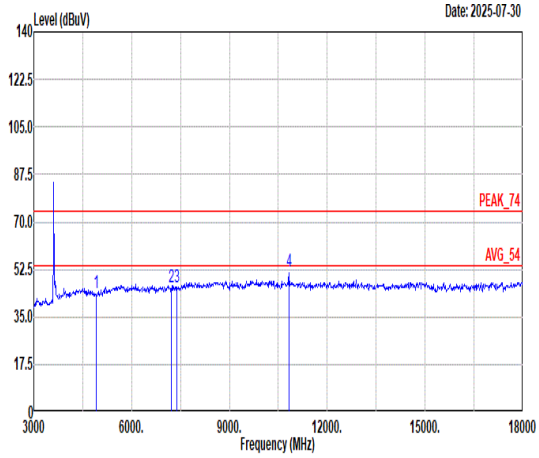 Freq Level Limit Line Margin Read Level Ant Factor Cable Loss Preamp Factor APos TPos Remark MHz dBuV/m dBuV/m dB dBuV dB/m dB dB cm deg 1 4924.00 43.86 74.00 -30.14 49.85 35.54 11.12 52.65 --- --- Peak 2 7212.00 46.18 ------ ------ 48.83 36.52 13.01 52.18 --- --- Peak 3 7386.00 45.92 74.00 -28.08 48.47 36.57 13.13 52.25 --- --- Peak 4 10818.00 51.55 ------ ------ 50.10 38.10 14.43 51.08 --- --- Peak

Remark:

1. All signals exceeding the limit are fundamental frequency signals and can be ignored.
2. #2/#4 of Fundamental plot is n48 harmonics, the converted EIRP results are shown in table 2.

Appendix D. Duty Cycle Plots

Band	Duty Cycle(%)	T(ms)	1/T(kHz)	VBW Setting
802.11b	99.52	-	-	10HZ
802.11g	97.18	1.380	0.725	1KHz
802.11n HT20	97.01	1.300	0.769	1KHz
802.11ax HE20	95.24	1.000	1.000	1KHz

802.11b

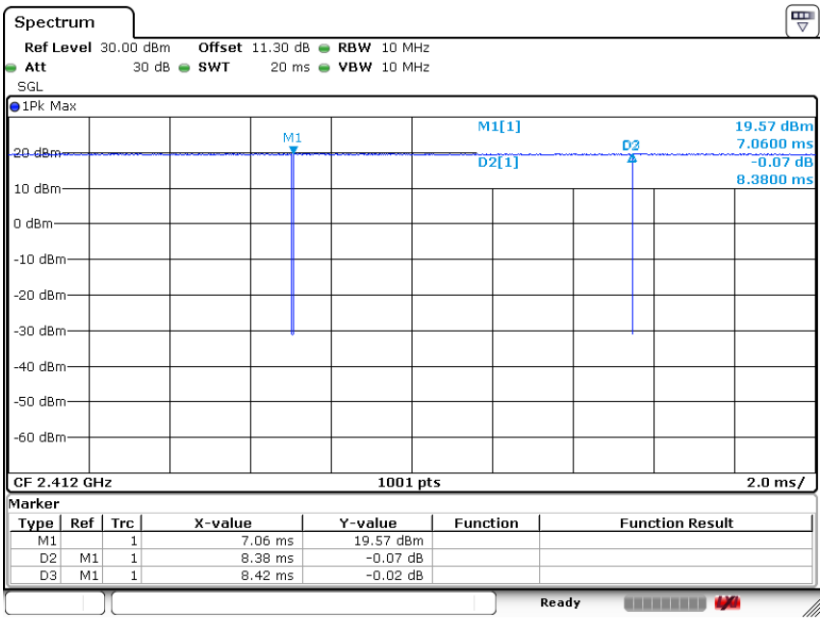

802.11g

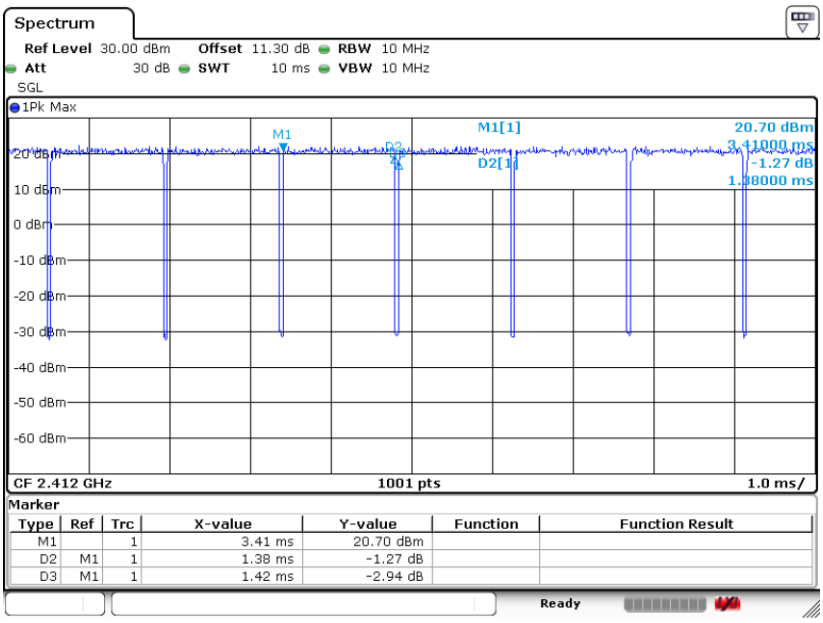

802.11n HT20

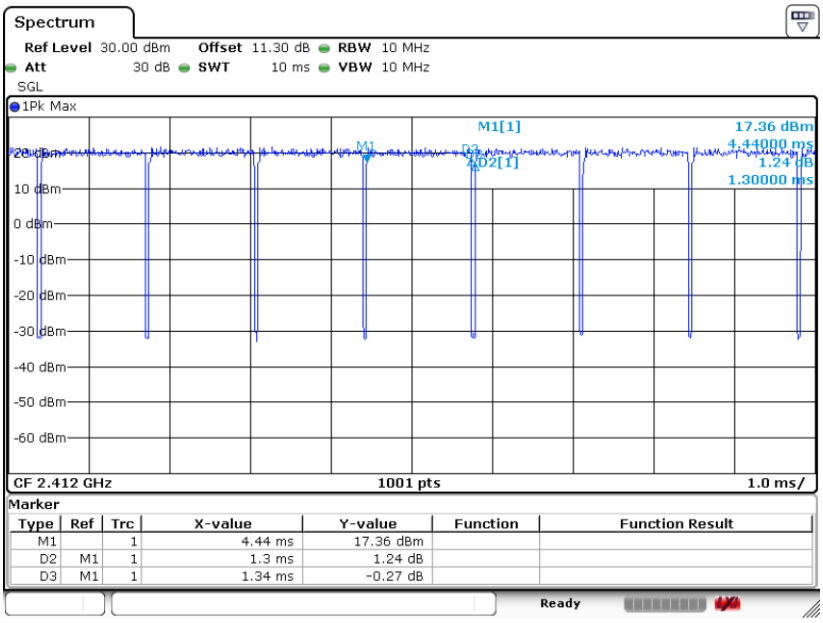
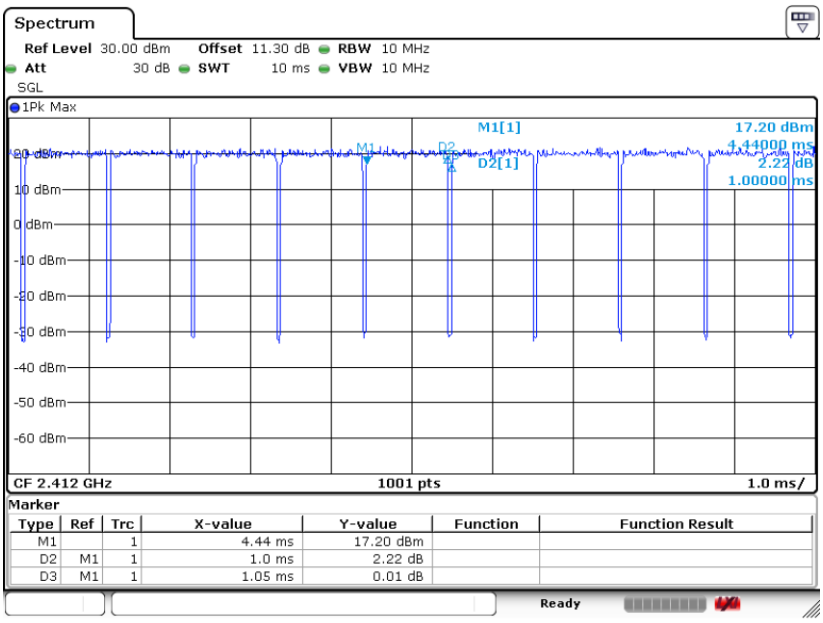
802.11ax HE20