Mode	58	
	Band Edge - R	
	U-NII-2A_5.25-5.35_802.11be EHT80_CH58_Puncturing 20M ❶ 5290MHz	
ANT	CDD 6+17	
Pol.	Vertical	Fundamental
Peak	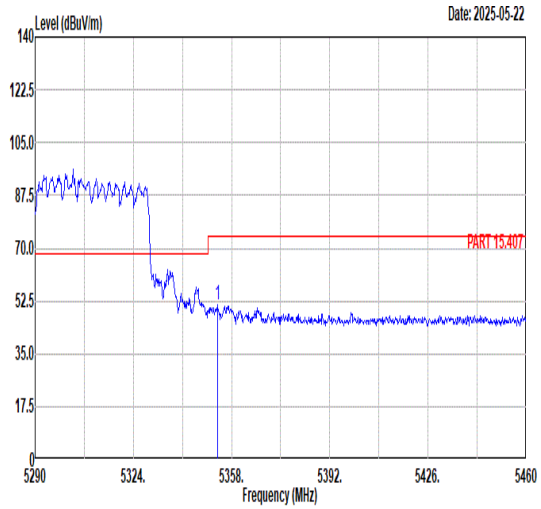 Freq Level Limit Line Margin Read Level Ant Factor Cable Loss Preamp Factor APos TPos Remark MHz dBuV/m dBuV/m dB dBuV dB/m dB dB cm deg 1 5353.24 51.30 74.00 -22.70 41.51 34.11 8.34 32.66 255 259 PEAK	Blank
Avg	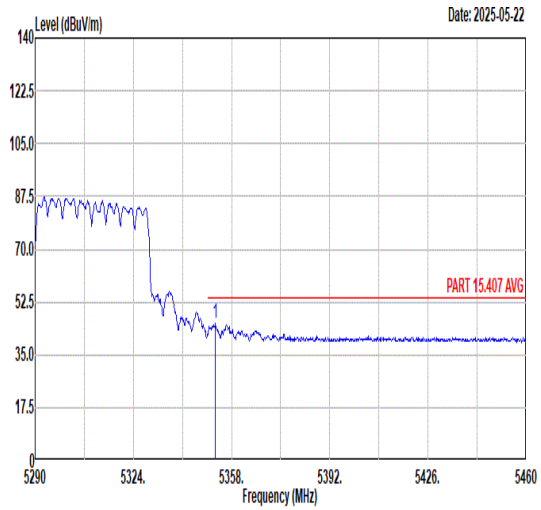 Freq Level Limit Line Margin Read Level Ant Factor Cable Loss Preamp Factor APos TPos Remark MHz dBuV/m dBuV/m dB dBuV dB/m dB dB cm deg 1 5352.39 45.32 54.00 -8.68 35.54 34.11 8.33 32.66 255 259 AVERAGE	Blank

Mode	59	
	Band Edge - L	
	U-NII-2C_5.47-5.725_802.11be EHT80_CH106_Puncturing 20M ❹ 5530MHz	
ANT	CDD 6+17	
Pol.	Horizontal	Fundamental

Peak

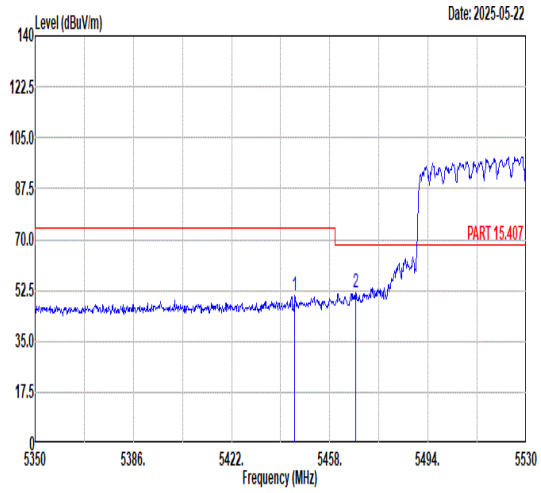

	Freq	Level	Limit Line	Margin	Read Level	Ant Factor	Cable Loss	Preamp Factor	APos	TPos	Remark
	MHz	dBuV/m	dBuV/m	dB	dBuV	dB/m	dB	dB	cm	deg	
1	5445.22	50.45	74.00	-23.55	40.48	34.16	8.43	32.62	160	134	PEAK
2	5467.36	51.58	68.30	-16.72	41.61	34.18	8.40	32.61	160	134	PEAK

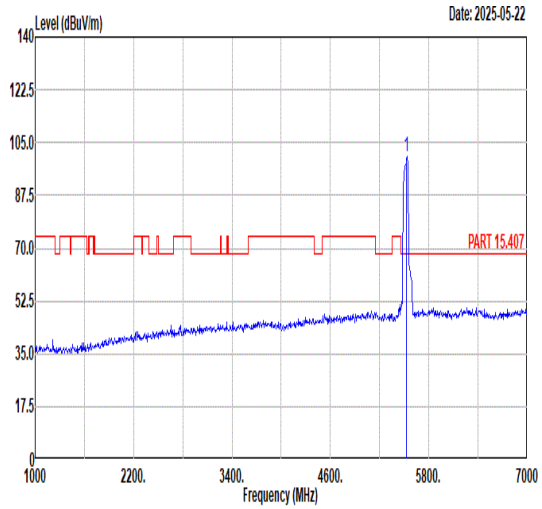

	Freq	Level	Limit Line	Margin	Read Level	Ant Factor	Cable Loss	Preamp Factor	APos	TPos	Remark
	MHz	dBuV/m	dBuV/m	dB	dBuV	dB/m	dB	dB	cm	deg	
1	5530.00	100.38	------	------	90.44	34.26	8.31	32.63	160	134	PEAK

Avg

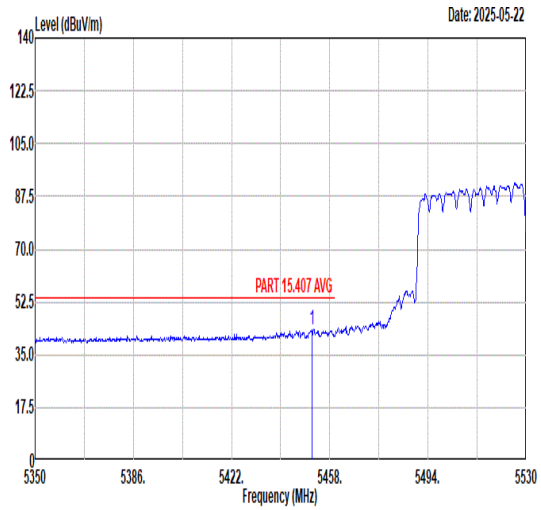

	Freq	Level	Limit Line	Margin	Read Level	Ant Factor	Cable Loss	Preamp Factor	APos	TPos	Remark
	MHz	dBuV/m	dBuV/m	dB	dBuV	dB/m	dB	dB	cm	deg	
1	5451.52	43.55	54.00	-10.45	33.58	34.17	8.42	32.62	160	134	AVERAGE

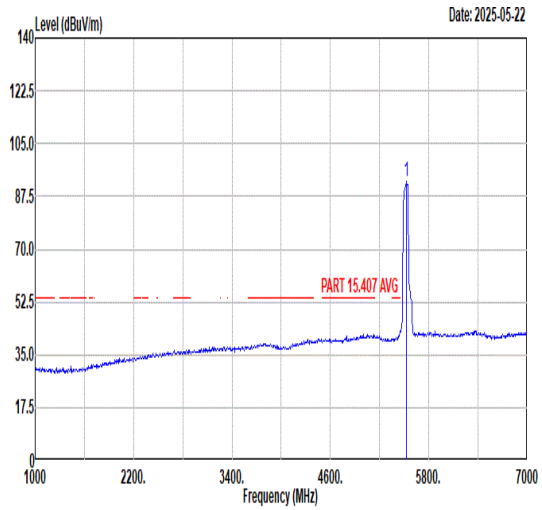

	Freq	Level	Limit Line	Margin	Read Level	Ant Factor	Cable Loss	Preamp Factor	APos	TPos	Remark
	MHz	dBuV/m	dBuV/m	dB	dBuV	dB/m	dB	dB	cm	deg	
1	5530.00	92.40	------	------	82.47	34.23	8.32	32.62	160	134	AVERAGE

Mode	59	
	Band Edge - R	
	U-NII-2C_5.47-5.725_802.11be EHT80_CH106_Puncturing 20M ④ 5530MHz	
ANT	CDD 6+17	
Pol.	Horizontal	Fundamental
Peak	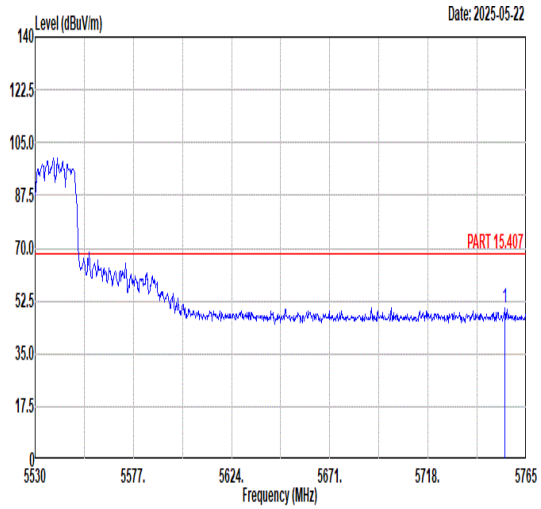	Blank

	Freq	Level	Limit Line	Margin	Read Level	Ant Factor	Cable Loss	Preamp Factor	APos	TPos	Remark
	MHz	dBuV/m	dBuV/m	dB	dBuV	dB/m	dB	dB	cm	deg	
1	5754.90	50.14	68.30	-18.16	39.50	34.66	8.78	32.80	160	134	PEAK

Mode	59
	Band Edge - L
	U-NII-2C_5.47-5.725_802.11be EHT80_CH106_Puncturing 20M ④ 5530MHz
ANT	CDD 6+17

Pol.	Vertical	Fundamental

Peak

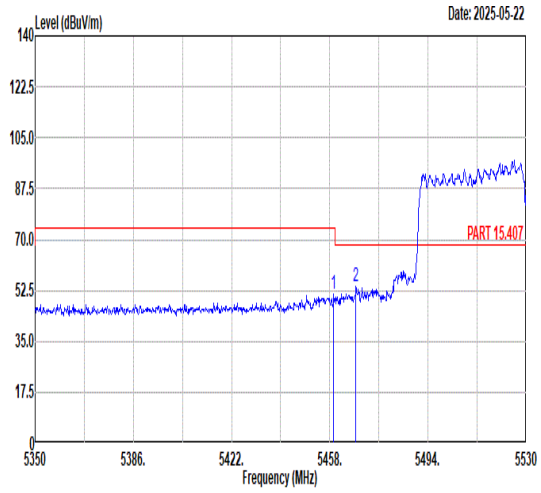

	Freq	Level	Limit Line	Margin	Read Level	Ant Factor	Cable Loss	Preamp Factor	APos	TPos	Remark
	MHz	dBuV/m	dBuV/m	dB	dBuV	dB/m	dB	dB	cm	deg	
1	5459.44	51.40	74.00	-22.60	41.43	34.17	8.41	32.61	207	68	PEAK
2	5467.54	53.63	68.30	-14.67	43.66	34.18	8.40	32.61	207	68	PEAK

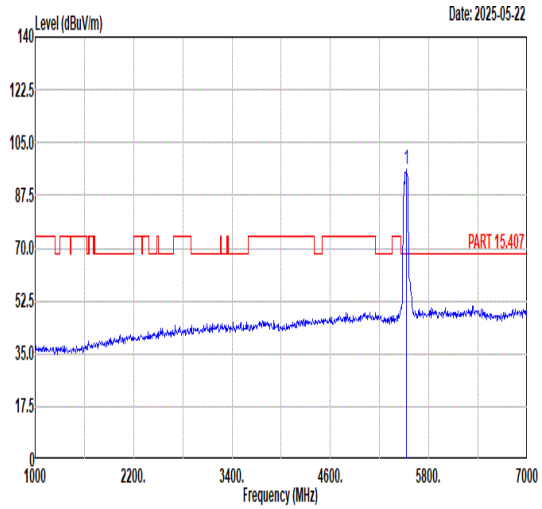

	Freq	Level	Limit Line	Margin	Read Level	Ant Factor	Cable Loss	Preamp Factor	APos	TPos	Remark
	MHz	dBuV/m	dBuV/m	dB	dBuV	dB/m	dB	dB	cm	deg	
1	5530.00	96.25	------	------	86.31	34.25	8.32	32.63	207	68	PEAK

Avg

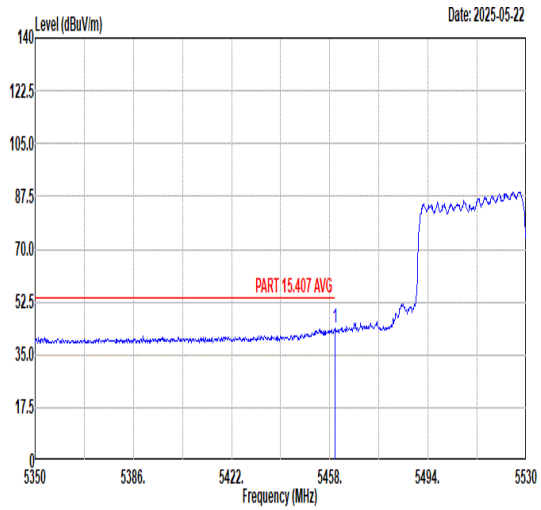

	Freq	Level	Limit Line	Margin	Read Level	Ant Factor	Cable Loss	Preamp Factor	APos	TPos	Remark
	MHz	dBuV/m	dBuV/m	dB	dBuV	dB/m	dB	dB	cm	deg	
1	5459.80	43.81	54.00	-10.19	33.84	34.17	8.41	32.61	207	68	AVERAGE

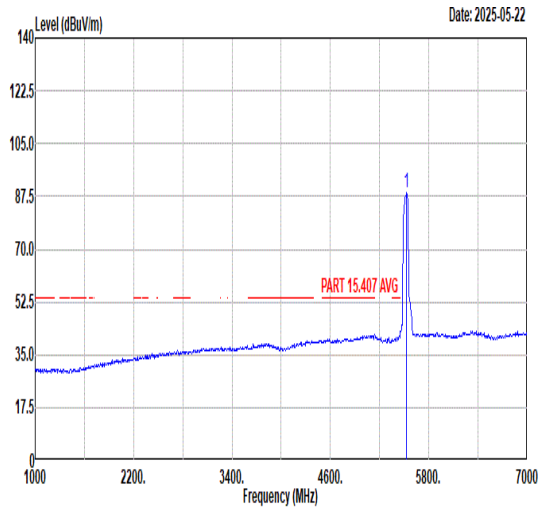

	Freq	Level	Limit Line	Margin	Read Level	Ant Factor	Cable Loss	Preamp Factor	APos	TPos	Remark
	MHz	dBuV/m	dBuV/m	dB	dBuV	dB/m	dB	dB	cm	deg	
1	5530.00	88.98	------	------	79.04	34.25	8.32	32.63	207	68	AVERAGE

Mode	59	
	Band Edge - R	
	U-NII-2C_5.47-5.725_802.11be EHT80_CH106_Puncturing 20M ④_5530MHz	
ANT	CDD 6+17	
Pol.	Vertical	Fundamental
Peak	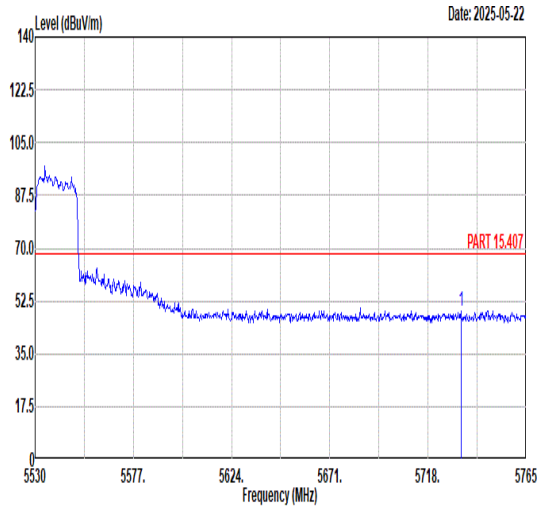 Freq Level Limit Line Margin Read Level Ant Factor Cable Loss Preamp Factor APos TPos Remark MHz dBuV/m dBuV/m dB dBuV dB/m dB dB cm deg 1 5733.75 48.97 68.30 -19.33 38.43 34.62 8.71 32.79 207 68 PEAK	Blank

Mode	60	
	Band Edge - L	
	U-NII-2C_5.47-5.725_802.11be EHT80_CH122_Puncturing 20M ❶5610MHz	
ANT	CDD 6+17	
Pol.	Horizontal	Fundamental

Peak

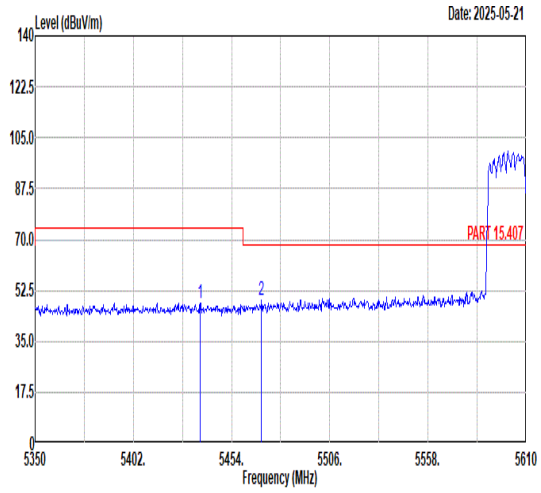

	Freq	Level	Limit Line	Margin	Read Level	Ant Factor	Cable Loss	Preamp Factor	APos	TPos	Remark
	MHz	dBuV/m	dBuV/m	dB	dBuV	dB/m	dB	dB	cm	deg	
1	5437.36	48.03	74.00	-25.97	38.05	34.16	8.44	32.62	143	132	PEAK
2	5469.86	48.89	68.30	-19.41	38.92	34.18	8.40	32.61	143	132	PEAK

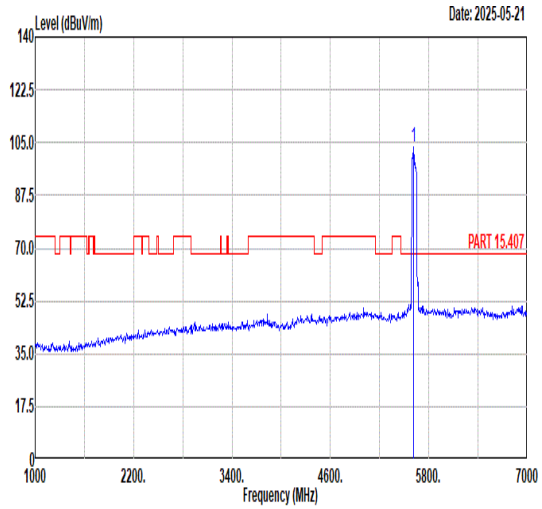

	Freq	Level	Limit Line	Margin	Read Level	Ant Factor	Cable Loss	Preamp Factor	APos	TPos	Remark
	MHz	dBuV/m	dBuV/m	dB	dBuV	dB/m	dB	dB	cm	deg	
1	5610.00	103.61	------	------	93.64	34.40	8.26	32.69	143	132	PEAK

Avg

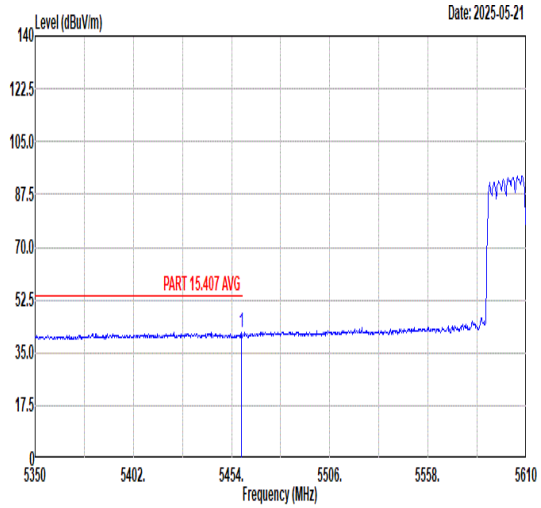

	Freq	Level	Limit Line	Margin	Read Level	Ant Factor	Cable Loss	Preamp Factor	APos	TPos	Remark
	MHz	dBuV/m	dBuV/m	dB	dBuV	dB/m	dB	dB	cm	deg	
1	5459.20	41.88	54.00	-12.12	31.91	34.17	8.41	32.61	143	132	AVERAGE

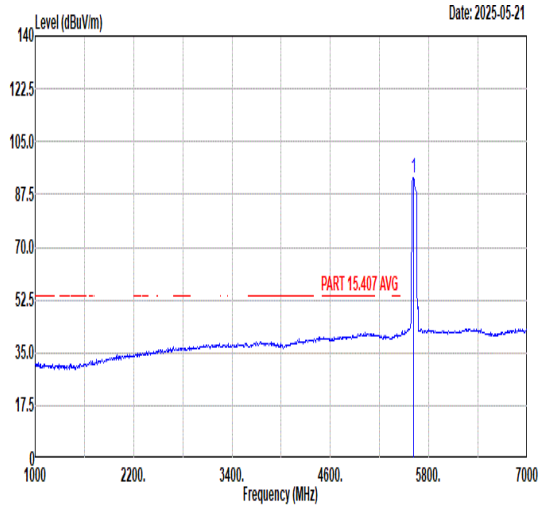

	Freq	Level	Limit Line	Margin	Read Level	Ant Factor	Cable Loss	Preamp Factor	APos	TPos	Remark
	MHz	dBuV/m	dBuV/m	dB	dBuV	dB/m	dB	dB	cm	deg	
1	5610.00	93.22	------	------	83.28	34.39	8.24	32.69	143	132	AVERAGE

Mode	60	
	Band Edge - R	
	U-NII-2C_5.47-5.725_802.11be EHT80_CH122_Puncturing 20M ❶ 5610MHz	
ANT	CDD 6+17	
Pol.	Horizontal	Fundamental
Peak	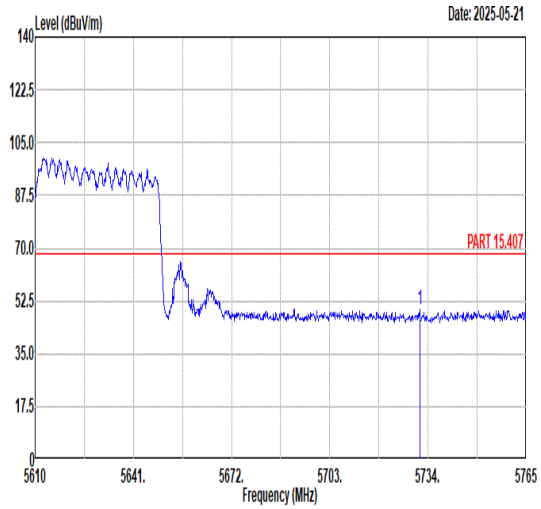 Freq Level Limit Line Margin Read Level Ant Factor Cable Loss Preamp Factor APos TPos Remark MHz dBuV/m dBuV/m dB dBuV dB/m dB dB cm deg 1 5731.37 49.55 68.30 -18.75 39.02 34.61 8.70 32.78 143 132 PEAK	Blank

Mode	60	
	Band Edge - L	
	U-NII-2C_5.47-5.725_802.11be EHT80_CH122_Puncturing 20M ❶5610MHz	
ANT	CDD 6+17	
Pol.	Vertical	Fundamental

Peak

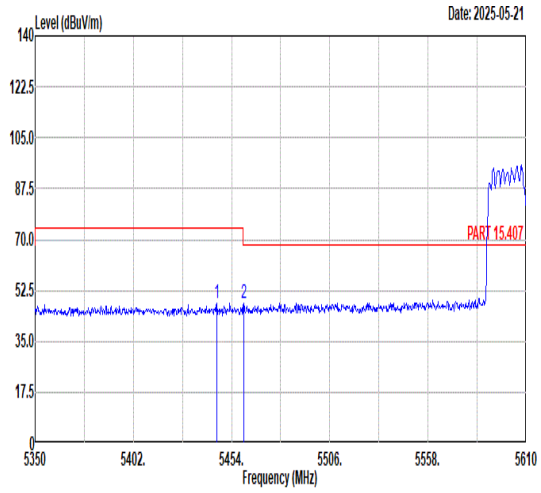

	Freq	Level	Limit Line	Margin	Read Level	Ant Factor	Cable Loss	Preamp Factor	APos	TPos	Remark
	MHz	dBuV/m	dBuV/m	dB	dBuV	dB/m	dB	dB	cm	deg	
1	5446.20	48.23	74.00	-25.77	38.25	34.17	8.43	32.62	129	226	PEAK
2	5460.50	47.97	68.30	-20.33	38.00	34.17	8.41	32.61	129	226	PEAK

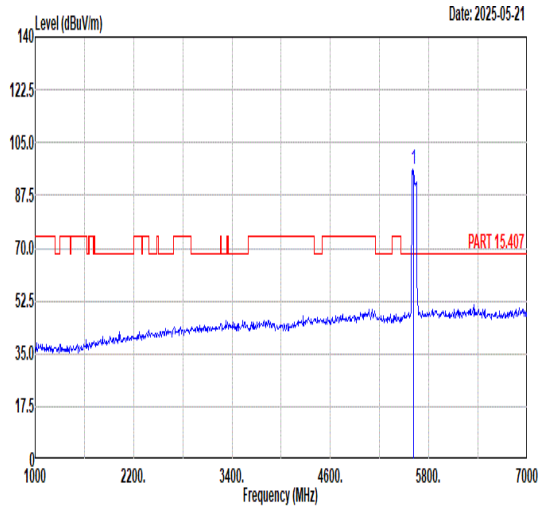

	Freq	Level	Limit Line	Margin	Read Level	Ant Factor	Cable Loss	Preamp Factor	APos	TPos	Remark
	MHz	dBuV/m	dBuV/m	dB	dBuV	dB/m	dB	dB	cm	deg	
1	5610.00	96.30	------	------	86.38	34.38	8.22	32.68	129	226	PEAK

Avg

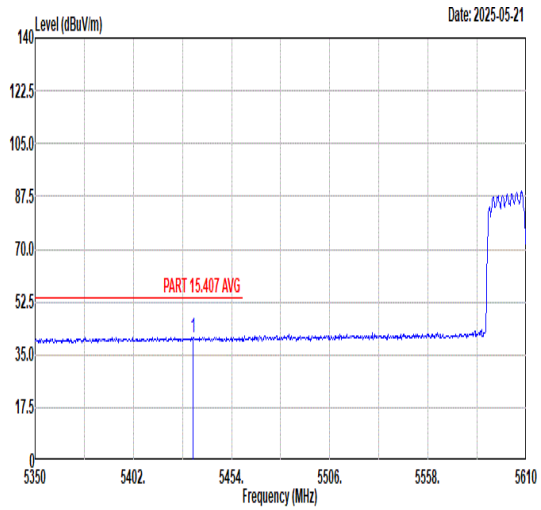

	Freq	Level	Limit Line	Margin	Read Level	Ant Factor	Cable Loss	Preamp Factor	APos	TPos	Remark
	MHz	dBuV/m	dBuV/m	dB	dBuV	dB/m	dB	dB	cm	deg	
1	5433.46	40.93	54.00	-13.07	30.95	34.16	8.44	32.62	129	226	AVERAGE

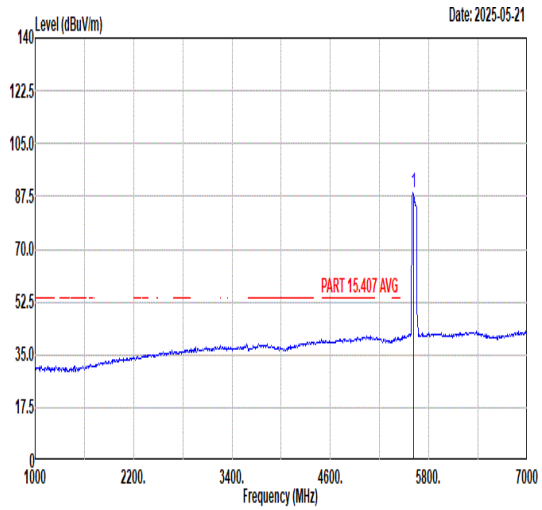

	Freq	Level	Limit Line	Margin	Read Level	Ant Factor	Cable Loss	Preamp Factor	APos	TPos	Remark
	MHz	dBuV/m	dBuV/m	dB	dBuV	dB/m	dB	dB	cm	deg	
1	5610.00	88.61	------	------	78.67	34.39	8.24	32.69	129	226	AVERAGE

Mode	60	
	Band Edge - R	
	U-NII-2C_5.47-5.725_802.11be EHT80_CH122_Puncturing 20M ❶ 5610MHz	
ANT	CDD 6+17	
Pol.	Vertical	Fundamental
Peak	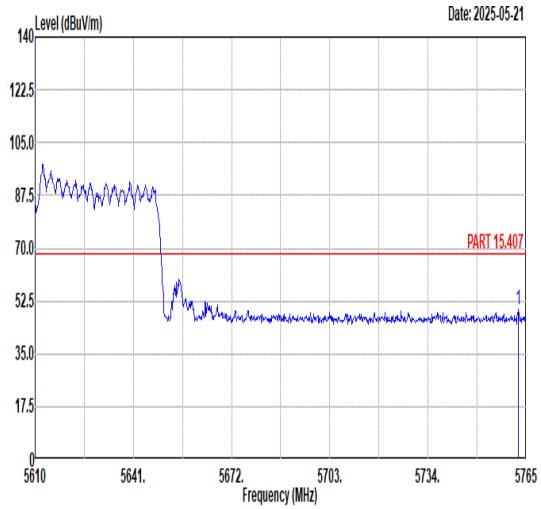	Blank

	Freq	Level	Limit Line	Margin	Read Level	Ant Factor	Cable Loss	Preamp Factor	APos	TPos	Remark
	MHz	dBuV/m	dBuV/m	dB	dBuV	dB/m	dB	dB	cm	deg	
1	5762.52	49.84	68.30	-18.46	39.17	34.67	8.81	32.81	129	226	PEAK

Mode	61	
	Band Edge - L	
	U-NII-1_5.15-5.35_802.11be EHT160_CH50_Puncturing 40M ❷ 5250MHz	
ANT	CDD 6+17	
Pol.	Horizontal	Fundamental

Peak

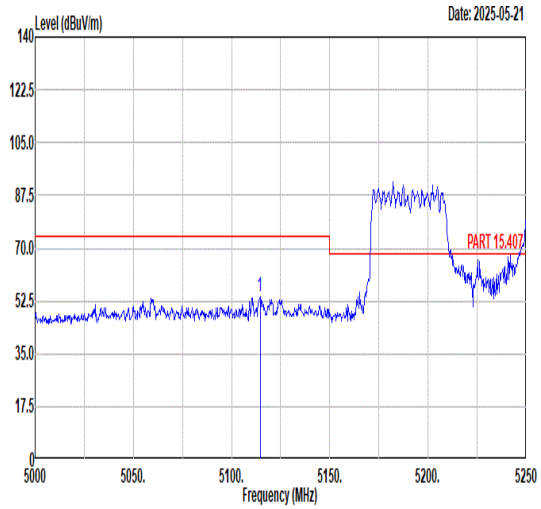

	Freq	Level	Limit Line	Margin	Read Level	Ant Factor	Cable Loss	Preamp Factor	APos	TPos	Remark
	MHz	dBuV/m	dBuV/m	dB	dBuV	dB/m	dB	dB	cm	deg	
1	5114.50	53.67	74.00	-20.33	44.56	33.97	7.89	32.75	163	335	PEAK

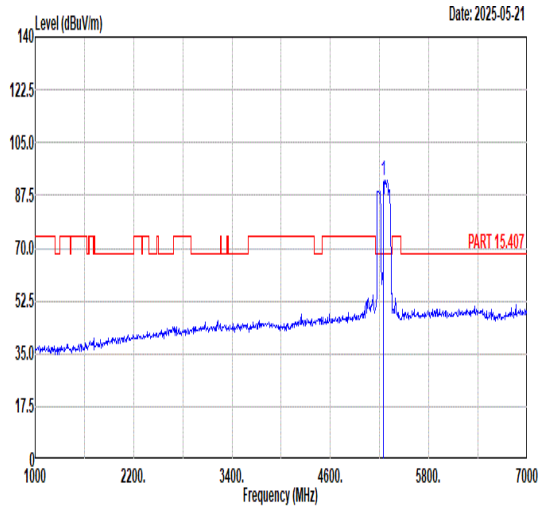

	Freq	Level	Limit Line	Margin	Read Level	Ant Factor	Cable Loss	Preamp Factor	APos	TPos	Remark
	MHz	dBuV/m	dBuV/m	dB	dBuV	dB/m	dB	dB	cm	deg	
1	5250.00	92.64	------	------	83.22	34.05	8.07	32.70	163	335	PEAK

Avg

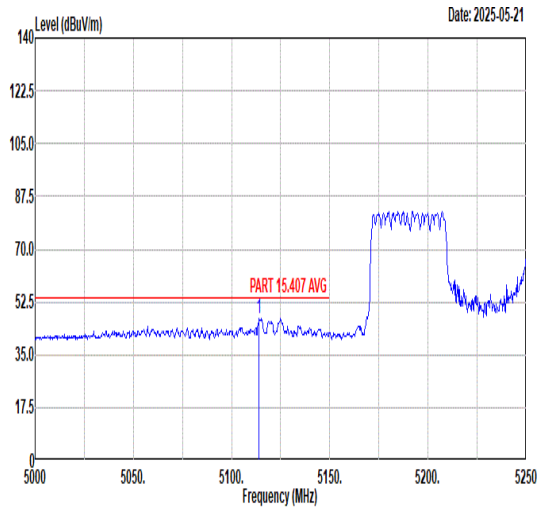

	Freq	Level	Limit Line	Margin	Read Level	Ant Factor	Cable Loss	Preamp Factor	APos	TPos	Remark
	MHz	dBuV/m	dBuV/m	dB	dBuV	dB/m	dB	dB	cm	deg	
1	5114.00	47.02	54.00	-6.98	37.91	33.97	7.89	32.75	163	335	AVERAGE

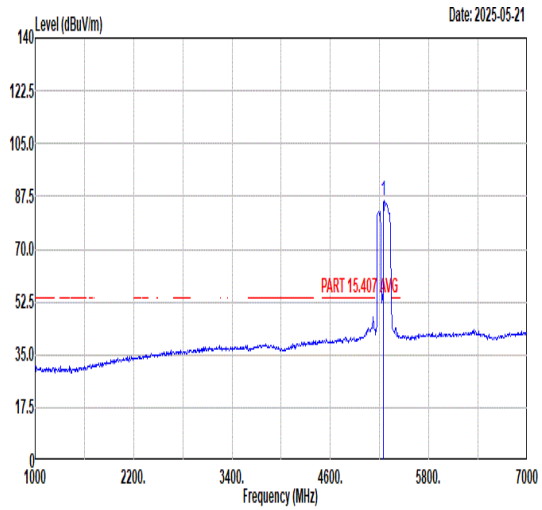

	Freq	Level	Limit Line	Margin	Read Level	Ant Factor	Cable Loss	Preamp Factor	APos	TPos	Remark
	MHz	dBuV/m	dBuV/m	dB	dBuV	dB/m	dB	dB	cm	deg	
1	5250.00	86.33	------	------	76.91	34.05	8.07	32.70	163	335	AVERAGE

Mode	61	
	Band Edge - R	
	U-NII-1_5.15-5.35_802.11be EHT160_CH50_Puncturing 40M ❷ 5250MHz	
ANT	CDD 6+17	
Pol.	Horizontal	Fundamental
Peak	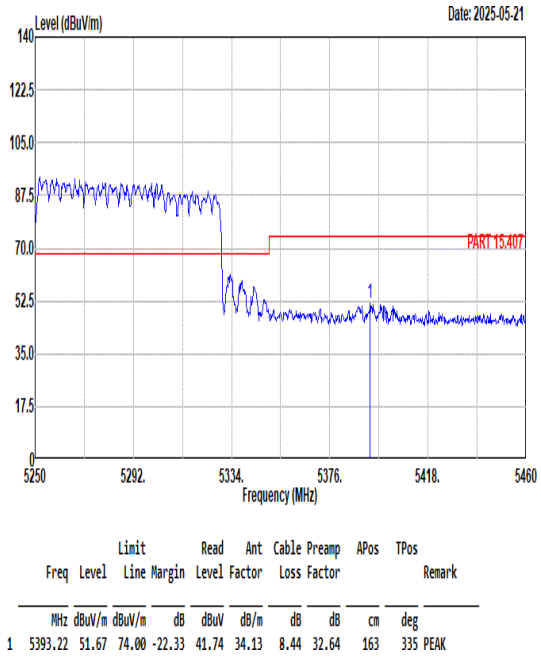	Blank
Avg	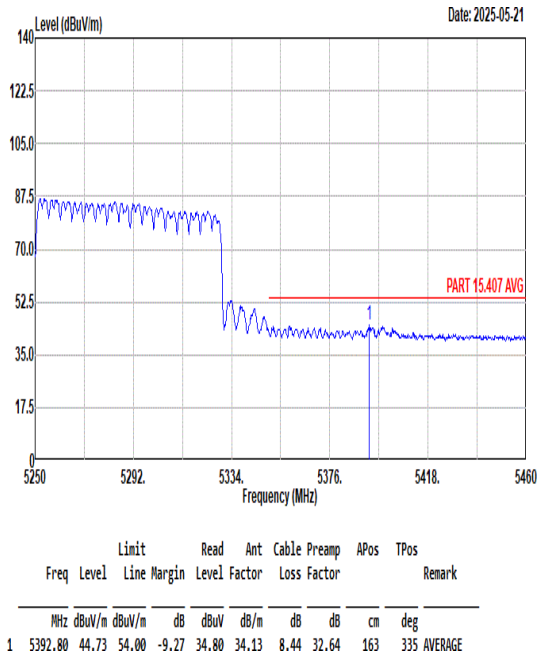	Blank

	Freq	Level	Limit Line	Margin	Read Level	Ant Factor	Cable Loss	Preamp Factor	APos	TPos	Remark
	MHz	dBuV/m	dBuV/m	dB	dBuV	dB/m	dB	dB	cm	deg	
1	5393.22	51.67	74.00	-22.33	41.74	34.13	8.44	32.64	163	335	PEAK

	Freq	Level	Limit Line	Margin	Read Level	Ant Factor	Cable Loss	Preamp Factor	APos	TPos	Remark
	MHz	dBuV/m	dBuV/m	dB	dBuV	dB/m	dB	dB	cm	deg	
1	5392.80	44.73	54.00	-9.27	34.80	34.13	8.44	32.64	163	335	AVERAGE

Mode	61	
	Band Edge - L	
	U-NII-1_5.15-5.35_802.11be EHT160_CH50_Puncturing 40M ❷ 5250MHz	
ANT	CDD 6+17	
Pol.	Vertical	Fundamental

Peak

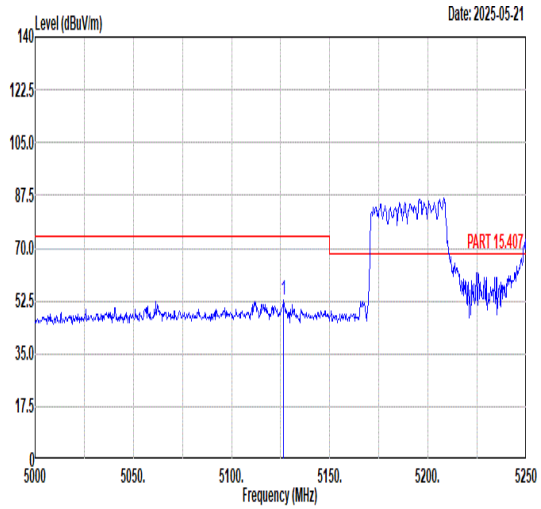

	Freq	Level	Limit Line	Margin	Read Level	Ant Factor	Cable Loss	Preamp Factor	APos	TPos	Remark
	MHz	dBuV/m	dBuV/m	dB	dBuV	dB/m	dB	dB	cm	deg	
1	5126.50	52.65	74.00	-21.35	43.52	33.98	7.90	32.75	124	220	PEAK

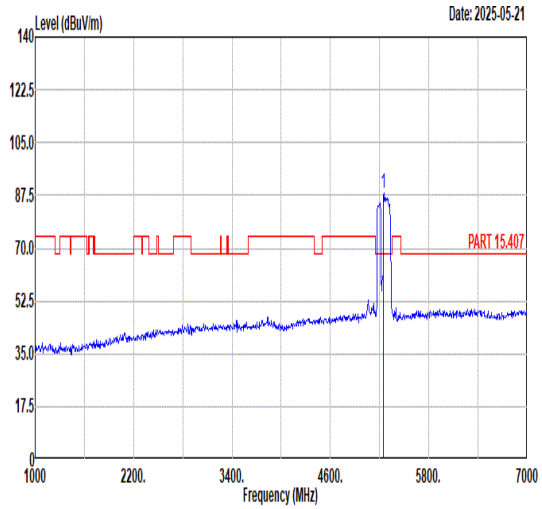

	Freq	Level	Limit Line	Margin	Read Level	Ant Factor	Cable Loss	Preamp Factor	APos	TPos	Remark
	MHz	dBuV/m	dBuV/m	dB	dBuV	dB/m	dB	dB	cm	deg	
1	5250.00	88.02	------	------	78.56	34.06	8.09	32.69	124	220	PEAK

Avg

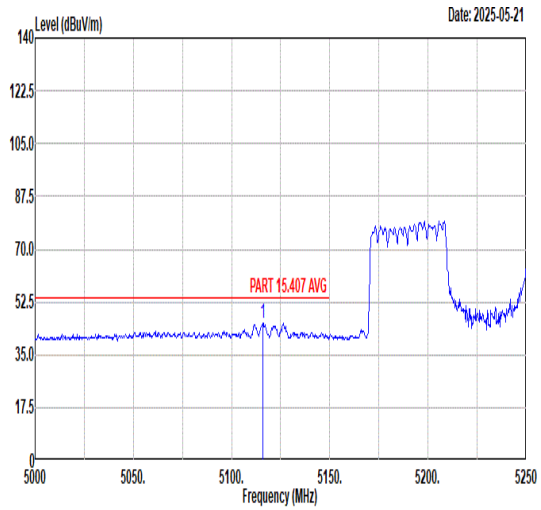

	Freq	Level	Limit Line	Margin	Read Level	Ant Factor	Cable Loss	Preamp Factor	APos	TPos	Remark
	MHz	dBuV/m	dBuV/m	dB	dBuV	dB/m	dB	dB	cm	deg	
1	5115.75	45.69	54.00	-8.31	36.57	33.97	7.90	32.75	124	220	AVERAGE

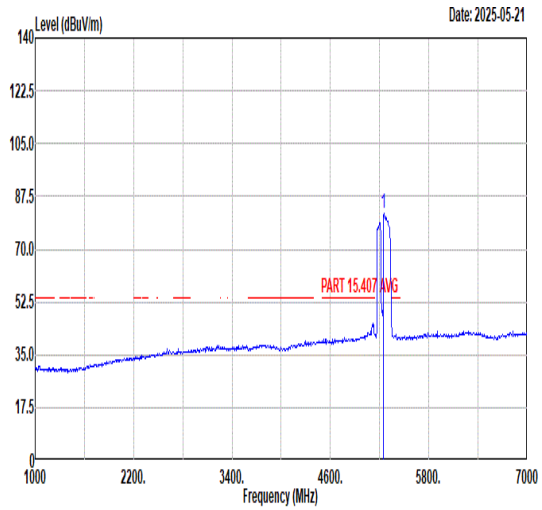

	Freq	Level	Limit Line	Margin	Read Level	Ant Factor	Cable Loss	Preamp Factor	APos	TPos	Remark
	MHz	dBuV/m	dBuV/m	dB	dBuV	dB/m	dB	dB	cm	deg	
1	5250.00	81.92	------	------	72.50	34.05	8.07	32.70	124	220	AVERAGE

Mode	61	
	Band Edge - R	
	U-NII-1_5.15-5.35_802.11be EHT160_CH50_Puncturing 40M ❷ 5250MHz	
ANT	CDD 6+17	
Pol.	Vertical	Fundamental
Peak	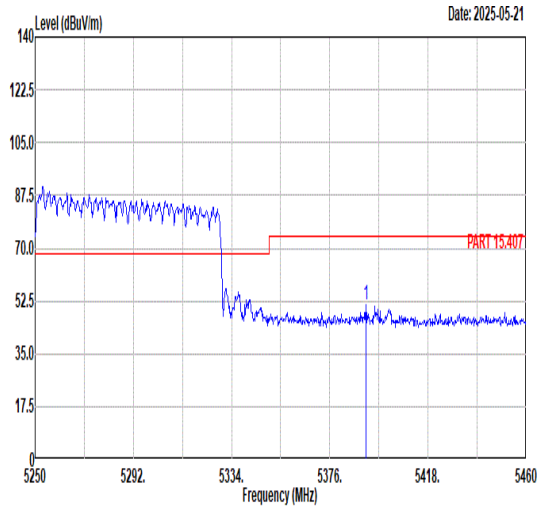	Blank
Avg	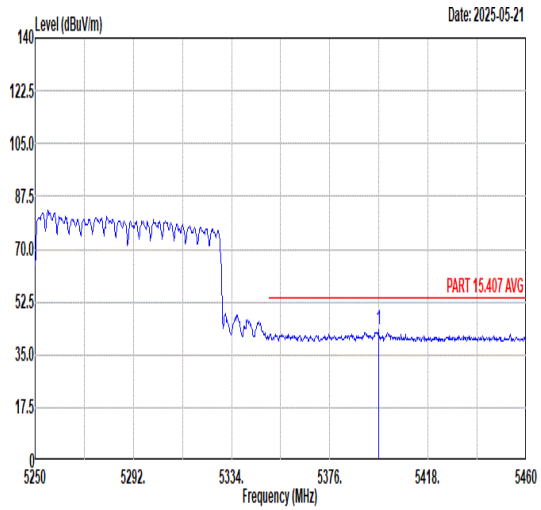	Blank

	Freq	Level	Limit Line	Margin	Read Level	Ant Factor	Cable Loss	Preamp Factor	APos	TPos	Remark
	MHz	dBuV/m	dBuV/m	dB	dBuV	dB/m	dB	dB	cm	deg	
1	5391.54	51.43	74.00	-22.57	41.50	34.13	8.44	32.64	124	220	PEAK

	Freq	Level	Limit Line	Margin	Read Level	Ant Factor	Cable Loss	Preamp Factor	APos	TPos	Remark
	MHz	dBuV/m	dBuV/m	dB	dBuV	dB/m	dB	dB	cm	deg	
1	5396.79	43.09	54.00	-10.91	33.14	34.14	8.45	32.64	124	220	AVERAGE

Mode	62	
	Band Edge - L	
	U-NII-2C_5.47-5.725_802.11be EHT160_CH114_Puncturing 40M ④_5570MHz	
ANT	CDD 6+17	
Pol.	Horizontal	Fundamental

Peak

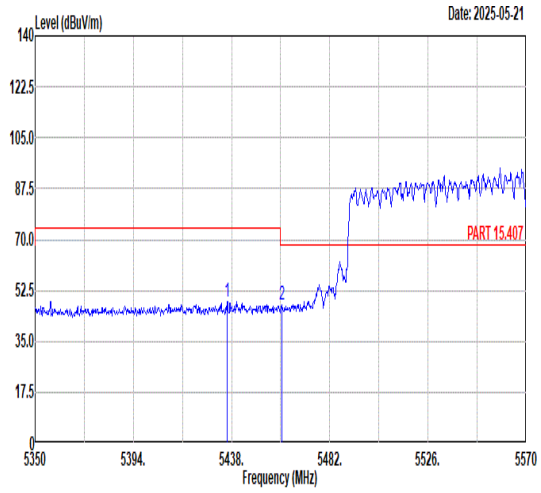

	Freq	Level	Limit Line	Margin	Read Level	Ant Factor	Cable Loss	Preamp Factor	APos	TPos	Remark
	MHz	dBuV/m	dBuV/m	dB	dBuV	dB/m	dB	dB	cm	deg	
1	5436.02	48.52	74.00	-25.48	38.54	34.16	8.44	32.62	141	127	PEAK
2	5460.66	47.63	68.30	-20.67	37.66	34.17	8.41	32.61	141	127	PEAK

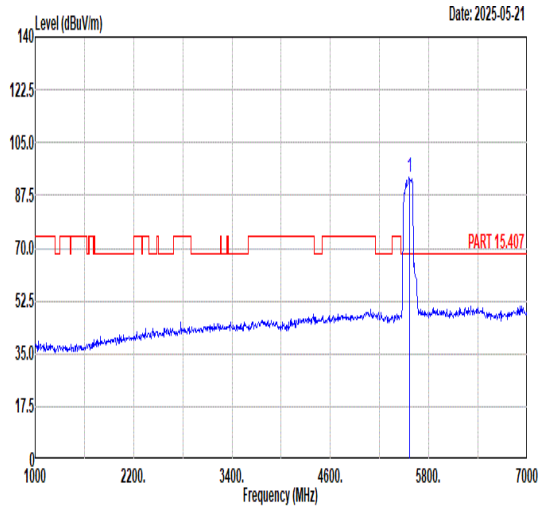

	Freq	Level	Limit Line	Margin	Read Level	Ant Factor	Cable Loss	Preamp Factor	APos	TPos	Remark
	MHz	dBuV/m	dBuV/m	dB	dBuV	dB/m	dB	dB	cm	deg	
1	5570.00	93.64	------	------	83.71	34.30	8.28	32.65	141	127	PEAK

Avg

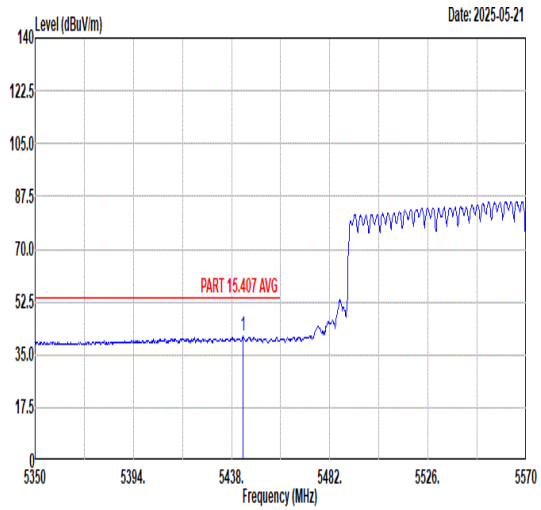

	Freq	Level	Limit Line	Margin	Read Level	Ant Factor	Cable Loss	Preamp Factor	APos	TPos	Remark
	MHz	dBuV/m	dBuV/m	dB	dBuV	dB/m	dB	dB	cm	deg	
1	5443.28	41.02	54.00	-12.98	31.05	34.16	8.43	32.62	141	127	AVERAGE

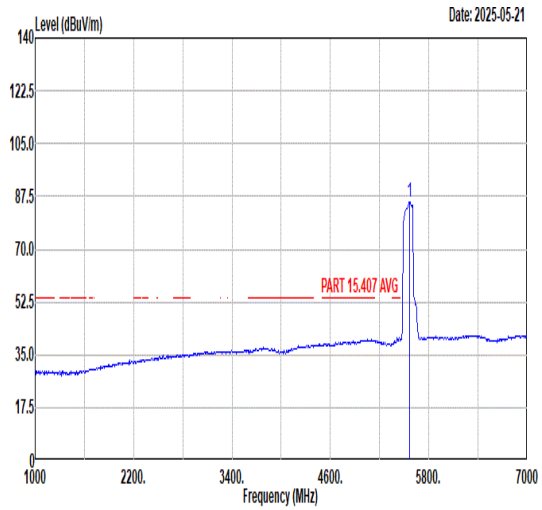

	Freq	Level	Limit Line	Margin	Read Level	Ant Factor	Cable Loss	Preamp Factor	APos	TPos	Remark
	MHz	dBuV/m	dBuV/m	dB	dBuV	dB/m	dB	dB	cm	deg	
1	5570.00	85.55	------	------	75.63	34.31	8.27	32.66	141	127	AVERAGE

Mode	62	
	Band Edge - R	
	U-NII-2C_5.47-5.725_802.11be EHT160_CH114_Puncturing 40M ④_5570MHz	
ANT	CDD 6+17	
Pol.	Horizontal	Fundamental
Peak	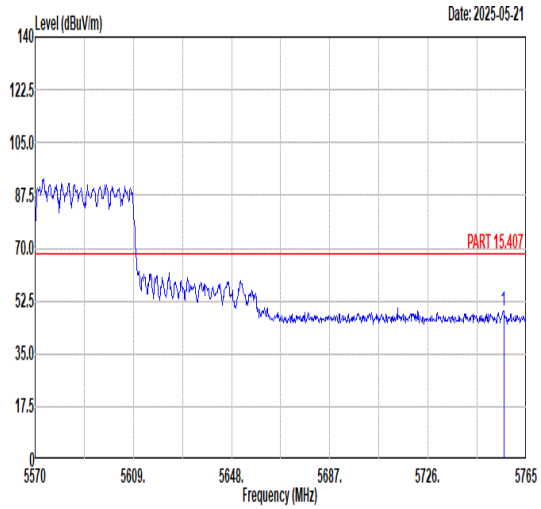	Blank

	Freq	Level	Limit Line	Margin	Read Level	Ant Factor	Cable Loss	Preamp Factor	APos	TPos	Remark
	MHz	dBuV/m	dBuV/m	dB	dBuV	dB/m	dB	dB	cm	deg	
1	5756.03	49.10	68.30	-19.20	38.45	34.66	8.79	32.80	141	127	PEAK

Mode	62	
	Band Edge - L	
	U-NII-2C_5.47-5.725_802.11be EHT160_CH114_Puncturing 40M ④_5570MHz	
ANT	CDD 6+17	
Pol.	Vertical	Fundamental

Peak

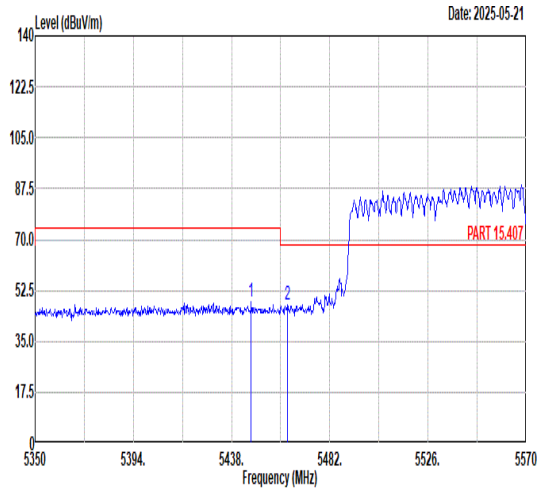

	Freq	Level	Limit Line	Margin	Read Level	Ant Factor	Cable Loss	Preamp Factor	APos	TPos	Remark
	MHz	dBuV/m	dBuV/m	dB	dBuV	dB/m	dB	dB	cm	deg	
1	5446.80	48.79	74.00	-25.21	38.81	34.17	8.43	32.62	221	225	PEAK
2	5463.08	47.51	68.30	-20.79	37.53	34.18	8.41	32.61	221	225	PEAK

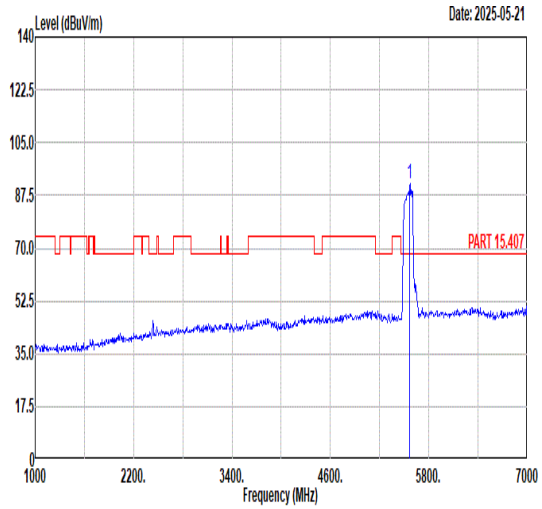

	Freq	Level	Limit Line	Margin	Read Level	Ant Factor	Cable Loss	Preamp Factor	APos	TPos	Remark
	MHz	dBuV/m	dBuV/m	dB	dBuV	dB/m	dB	dB	cm	deg	
1	5570.00	91.26	------	------	81.35	34.33	8.25	32.67	221	225	PEAK

Avg

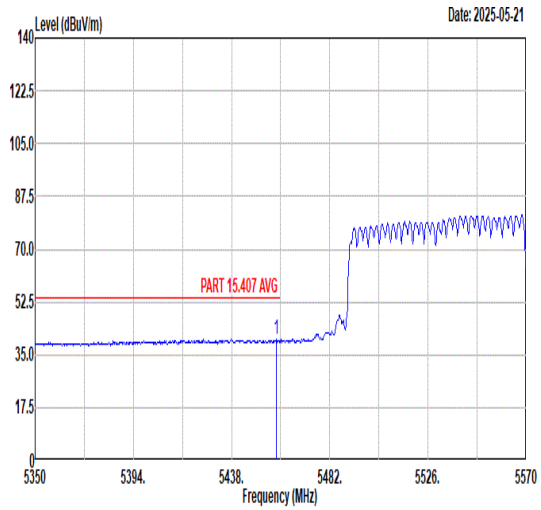

	Freq	Level	Limit Line	Margin	Read Level	Ant Factor	Cable Loss	Preamp Factor	APos	TPos	Remark
	MHz	dBuV/m	dBuV/m	dB	dBuV	dB/m	dB	dB	cm	deg	
1	5458.02	40.14	54.00	-13.86	30.17	34.17	8.41	32.61	221	225	AVERAGE

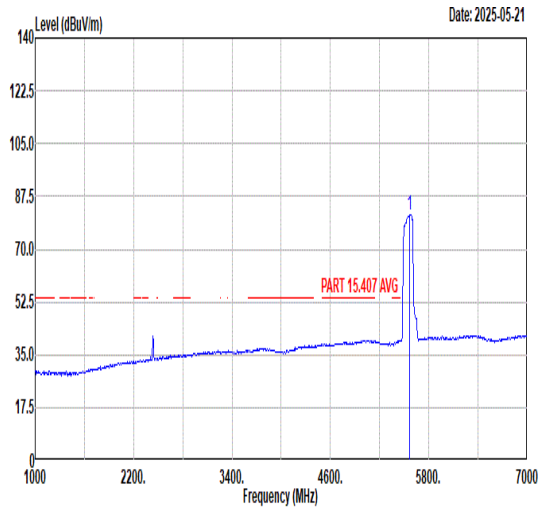

	Freq	Level	Limit Line	Margin	Read Level	Ant Factor	Cable Loss	Preamp Factor	APos	TPos	Remark
	MHz	dBuV/m	dBuV/m	dB	dBuV	dB/m	dB	dB	cm	deg	
1	5570.00	81.56	------	------	71.65	34.33	8.25	32.67	221	225	AVERAGE

Mode	62	
	Band Edge - R	
	U-NII-2C_5.47-5.725_802.11be EHT160_CH114_Puncturing 40M ④_5570MHz	
ANT	CDD 6+17	
Pol.	Vertical	Fundamental
Peak	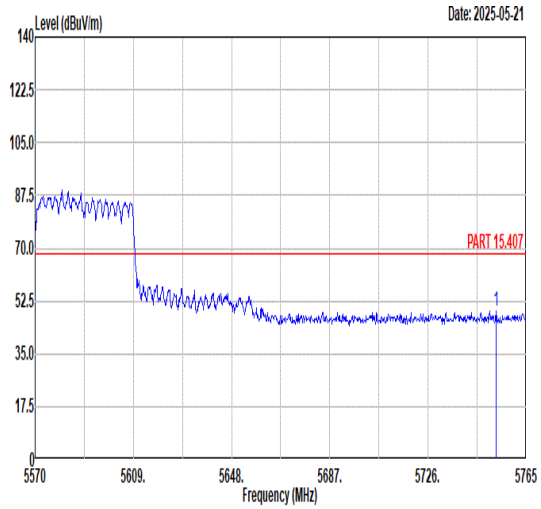	Blank

	Freq	Level	Limit Line	Margin	Read Level	Ant Factor	Cable Loss	Preamp Factor	APos	TPos	Remark
	MHz	dBuV/m	dBuV/m	dB	dBuV	dB/m	dB	dB	cm	deg	
1	5753.11	49.08	68.30	-19.22	38.45	34.65	8.78	32.80	221	225	PEAK

Mode	63	
	Band Edge - L	
	U-NII-1_5.15-5.35_802.11be EHT160_CH50_Puncturing 20M 5_5250MHz	
ANT	CDD 6+17	
Pol.	Horizontal	Fundamental

Peak

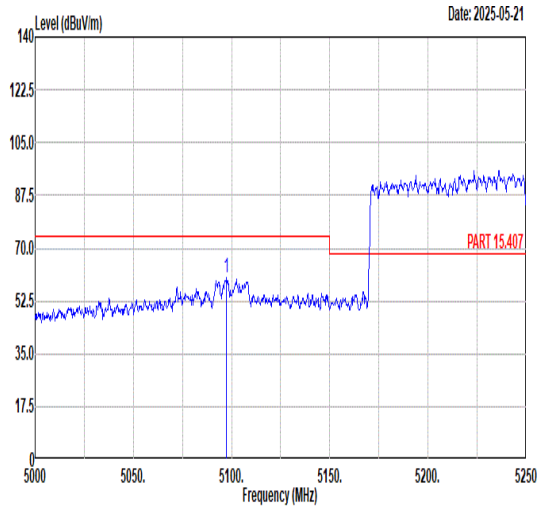

	Freq	Level	Limit Line	Margin	Read Level	Ant Factor	Cable Loss	Preamp Factor	APos	TPos	Remark
	MHz	dBuV/m	dBuV/m	dB	dBuV	dB/m	dB	dB	cm	deg	
1	5097.50	60.00	74.00	-14.00	50.92	33.96	7.88	32.76	169	131	PEAK

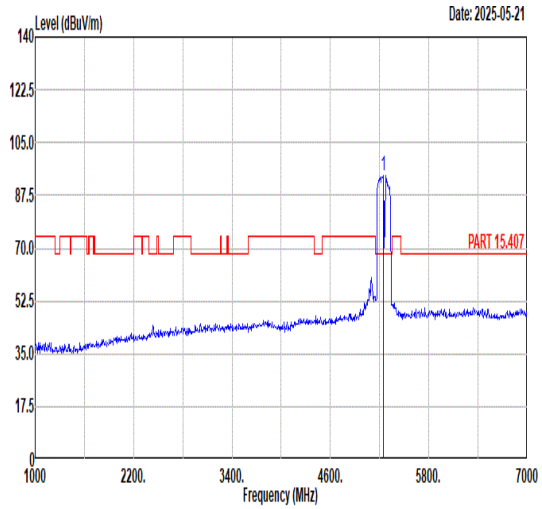

	Freq	Level	Limit Line	Margin	Read Level	Ant Factor	Cable Loss	Preamp Factor	APos	TPos	Remark
	MHz	dBuV/m	dBuV/m	dB	dBuV	dB/m	dB	dB	cm	deg	
1	5250.00	94.08	------	------	84.69	34.05	8.04	32.70	169	131	PEAK

Avg

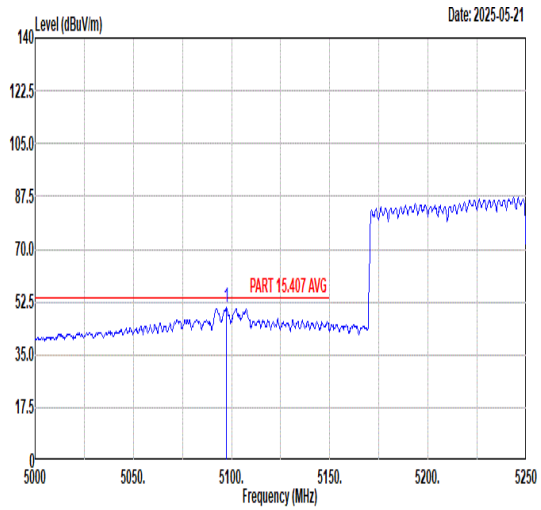

	Freq	Level	Limit Line	Margin	Read Level	Ant Factor	Cable Loss	Preamp Factor	APos	TPos	Remark
	MHz	dBuV/m	dBuV/m	dB	dBuV	dB/m	dB	dB	cm	deg	
1	5097.50	50.81	54.00	-3.19	41.73	33.96	7.88	32.76	169	131	AVERAGE

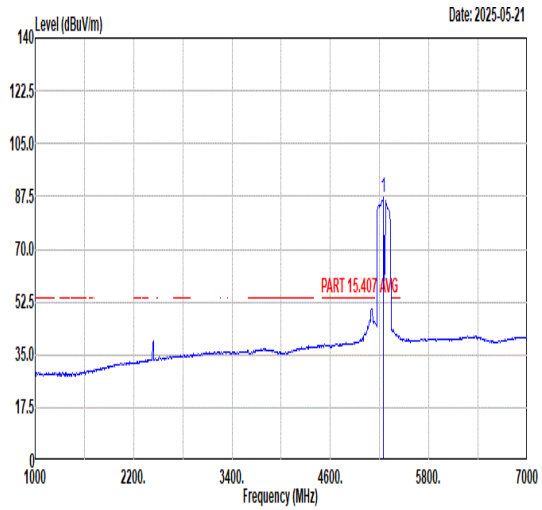

	Freq	Level	Limit Line	Margin	Read Level	Ant Factor	Cable Loss	Preamp Factor	APos	TPos	Remark
	MHz	dBuV/m	dBuV/m	dB	dBuV	dB/m	dB	dB	cm	deg	
1	5250.00	87.35	------	------	77.94	34.05	8.06	32.70	169	131	AVERAGE

Mode	63	
	Band Edge - R	
	U-NII-1_5.15-5.35_802.11be EHT160_CH50_Puncturing 20M 5_5250MHz	
ANT	CDD 6+17	
Pol.	Horizontal	Fundamental
Peak	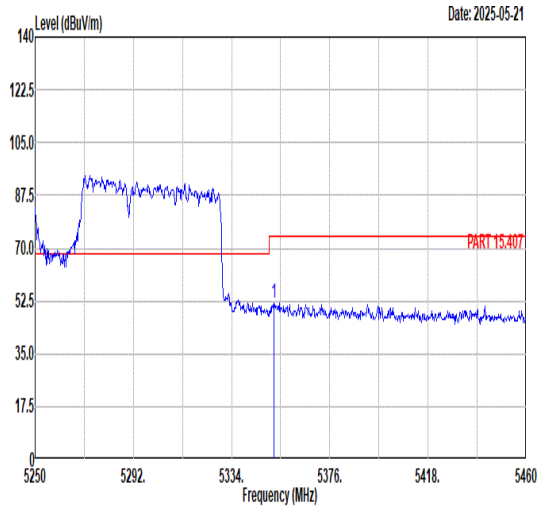 Freq Level Limit Line Margin Read Level Ant Factor Cable Loss Preamp Factor APos TPos Remark MHz dBuV/m dBuV/m dB dBuV dB/m dB dB cm deg 1 5352.27 51.83 74.00 -22.17 42.05 34.11 8.33 32.66 169 131 PEAK	Blank
Avg	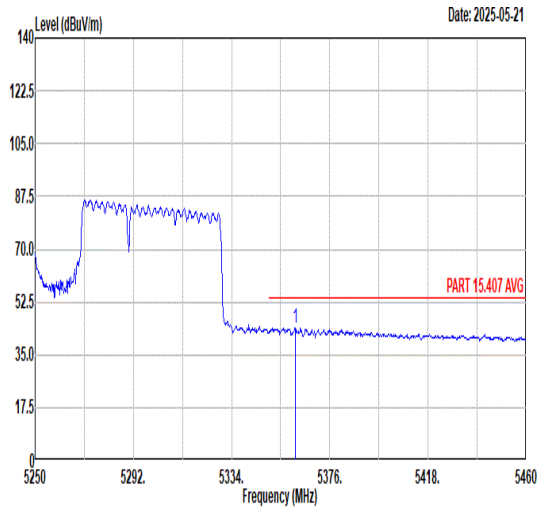 Freq Level Limit Line Margin Read Level Ant Factor Cable Loss Preamp Factor APos TPos Remark MHz dBuV/m dBuV/m dB dBuV dB/m dB dB cm deg 1 5361.30 44.07 54.00 -9.93 34.24 34.12 8.36 32.65 169 131 AVERAGE	Blank

Mode	63	
	Band Edge - L	
	U-NII-1_5.15-5.35_802.11be EHT160_CH50_Puncturing 20M 5_5250MHz	
ANT	CDD 6+17	
Pol.	Vertical	Fundamental

Peak

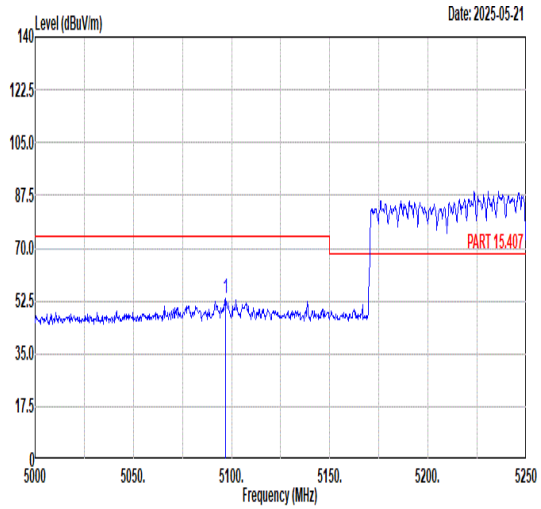

	Freq	Level	Limit Line	Margin	Read Level	Ant Factor	Cable Loss	Preamp Factor	APos	TPos	Remark
	MHz	dBuV/m	dBuV/m	dB	dBuV	dB/m	dB	dB	cm	deg	
1	5096.75	53.61	74.00	-20.39	44.53	33.96	7.88	32.76	306	261	PEAK

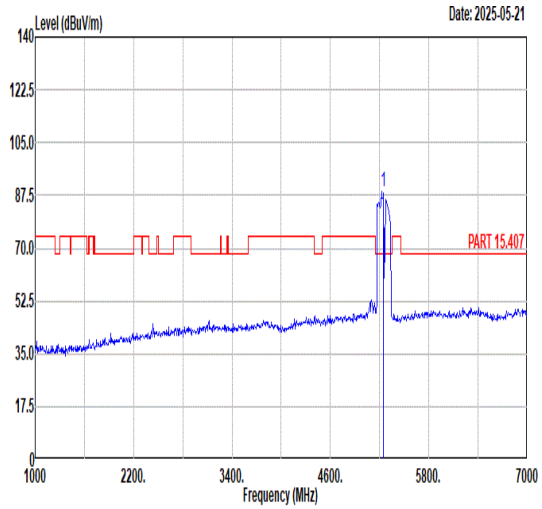

	Freq	Level	Limit Line	Margin	Read Level	Ant Factor	Cable Loss	Preamp Factor	APos	TPos	Remark
	MHz	dBuV/m	dBuV/m	dB	dBuV	dB/m	dB	dB	cm	deg	
1	5250.00	88.79	------	------	79.48	34.03	7.99	32.71	306	261	PEAK

Avg

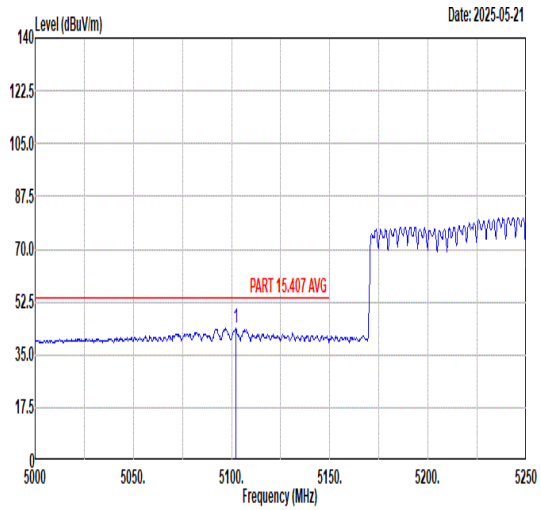

	Freq	Level	Limit Line	Margin	Read Level	Ant Factor	Cable Loss	Preamp Factor	APos	TPos	Remark
	MHz	dBuV/m	dBuV/m	dB	dBuV	dB/m	dB	dB	cm	deg	
1	5102.25	43.64	54.00	-10.36	34.55	33.96	7.89	32.76	306	261	AVERAGE

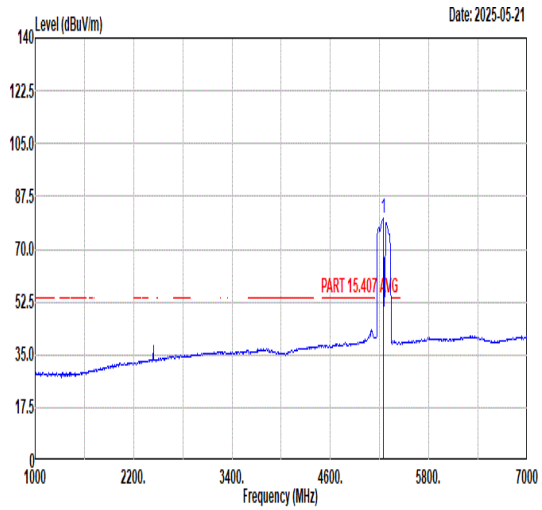

	Freq	Level	Limit Line	Margin	Read Level	Ant Factor	Cable Loss	Preamp Factor	APos	TPos	Remark
	MHz	dBuV/m	dBuV/m	dB	dBuV	dB/m	dB	dB	cm	deg	
1	5250.00	80.12	------	------	70.73	34.05	8.04	32.70	306	261	AVERAGE

Mode	63	
	Band Edge - R	
	U-NII-1_5.15-5.35_802.11be EHT160_CH50_Puncturing 20M 5_5250MHz	
ANT	CDD 6+17	
Pol.	Vertical	Fundamental
Peak	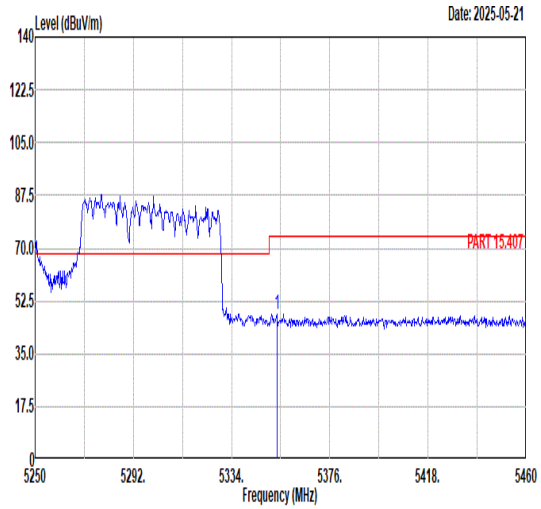 Freq Level Limit Line Margin Read Level Ant Factor Cable Loss Preamp Factor APos TPos Remark MHz dBuV/m dBuV/m dB dBuV dB/m dB dB cm deg 1 5353.32 48.13 74.00 -25.87 38.34 34.11 8.34 32.66 306 261 PEAK	Blank
Avg	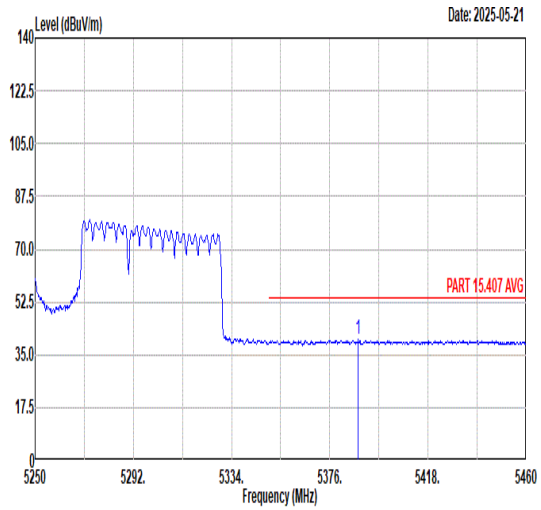 Freq Level Limit Line Margin Read Level Ant Factor Cable Loss Preamp Factor APos TPos Remark MHz dBuV/m dBuV/m dB dBuV dB/m dB dB cm deg 1 5388.18 39.89 54.00 -14.11 29.97 34.13 8.43 32.64 306 261 AVERAGE	Blank

Mode	63	
	Harmonic	
	U-NII-1_5.15-5.35_802.11be EHT160_CH50_Puncturing 20M 5_5250MHz	
ANT	CDD 6+17	
Pol.	Horizontal	Vertical
Peak Avg	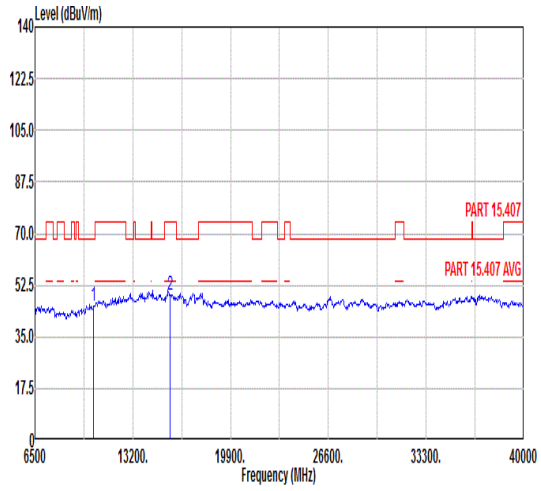	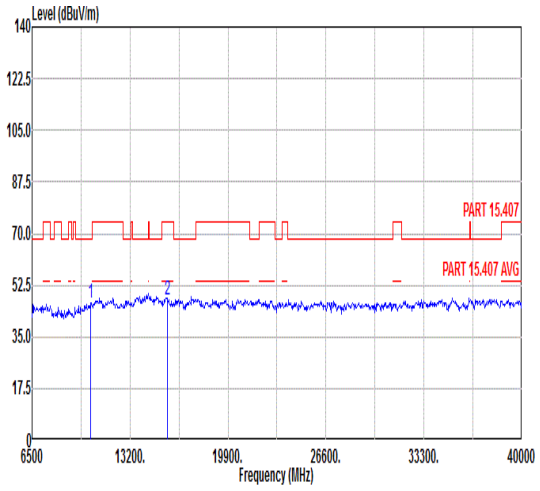

	Freq	Level	Limit Line	Margin	Read Level	Ant Factor	Cable Loss	Preamp Factor	APos	TPos	Remark
	MHz	dBuV/m	dBuV/m	dB	dBuV	dB/m	dB	dB	cm	deg	
1	10500.00	45.34	68.30	-22.96	55.86	37.49	10.83	58.84	---	---	Peak
2	15750.00	49.32	74.00	-24.68	56.26	39.50	12.71	59.15	---	---	Peak

	Freq	Level	Limit Line	Margin	Read Level	Ant Factor	Cable Loss	Preamp Factor	APos	TPos	Remark
	MHz	dBuV/m	dBuV/m	dB	dBuV	dB/m	dB	dB	cm	deg	
1	10500.00	46.70	68.30	-21.60	57.22	37.49	10.83	58.84	---	---	Peak
2	15750.00	47.50	74.00	-26.50	54.44	39.50	12.71	59.15	---	---	Peak

Mode	64	
	Band Edge - L	
	U-NII-2C_5.47-5.725_802.11be EHT160_CH114_Puncturing 20M ⑧_5570MHz	
ANT	CDD 6+17	
Pol.	Horizontal	Fundamental

Peak

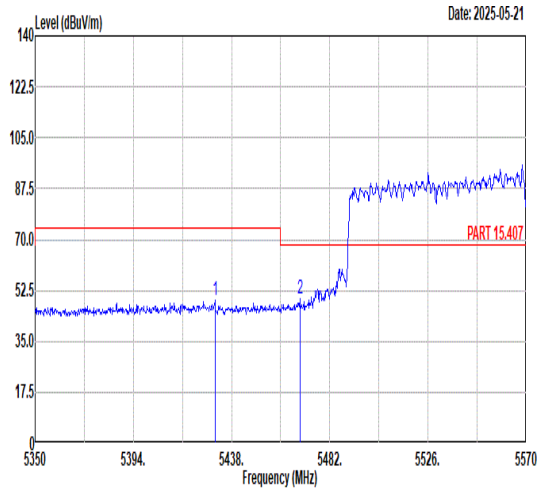

	Freq	Level	Limit Line	Margin	Read Level	Ant Factor	Cable Loss	Preamp Factor	APos	TPos	Remark
	MHz	dBuV/m	dBuV/m	dB	dBuV	dB/m	dB	dB	cm	deg	
1	5430.52	49.20	74.00	-24.80	39.21	34.16	8.45	32.62	175	133	PEAK
2	5468.58	49.42	68.30	-18.88	39.45	34.18	8.40	32.61	175	133	PEAK

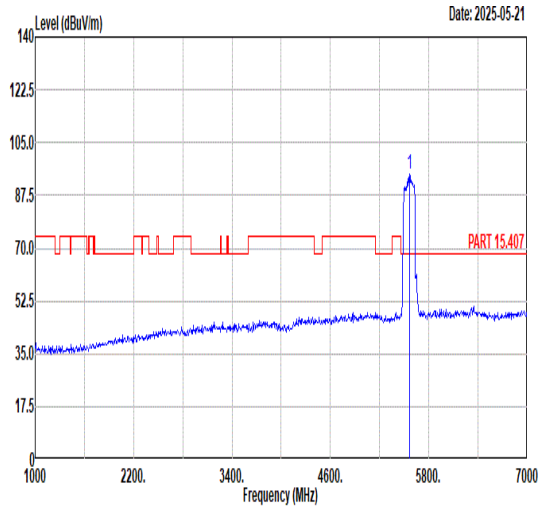

	Freq	Level	Limit Line	Margin	Read Level	Ant Factor	Cable Loss	Preamp Factor	APos	TPos	Remark
	MHz	dBuV/m	dBuV/m	dB	dBuV	dB/m	dB	dB	cm	deg	
1	5570.00	94.51	------	------	84.59	34.31	8.27	32.66	175	133	PEAK

Avg

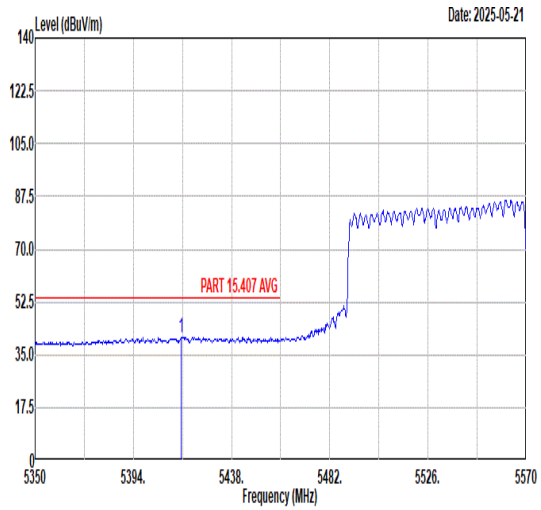

	Freq	Level	Limit Line	Margin	Read Level	Ant Factor	Cable Loss	Preamp Factor	APos	TPos	Remark
	MHz	dBuV/m	dBuV/m	dB	dBuV	dB/m	dB	dB	cm	deg	
1	5415.56	40.88	54.00	-13.12	30.89	34.15	8.47	32.63	175	133	AVERAGE

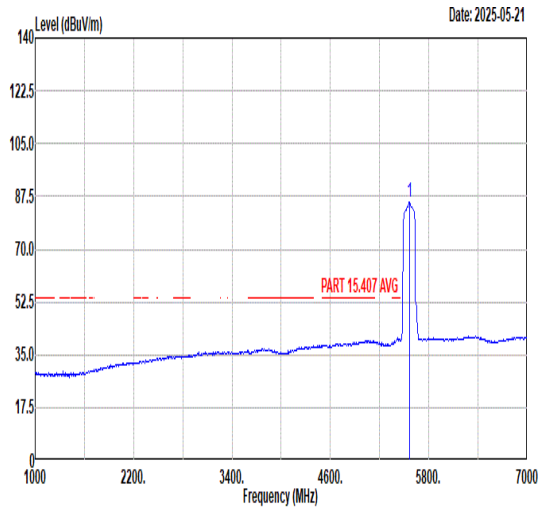

	Freq	Level	Limit Line	Margin	Read Level	Ant Factor	Cable Loss	Preamp Factor	APos	TPos	Remark
	MHz	dBuV/m	dBuV/m	dB	dBuV	dB/m	dB	dB	cm	deg	
1	5570.00	85.69	------	------	75.76	34.30	8.28	32.65	175	133	AVERAGE

Mode	64	
	Band Edge - R	
	U-NII-2C_5.47-5.725_802.11be EHT160_CH114_Puncturing 20M ⑧_5570MHz	
ANT	CDD 6+17	
Pol.	Horizontal	Fundamental
Peak	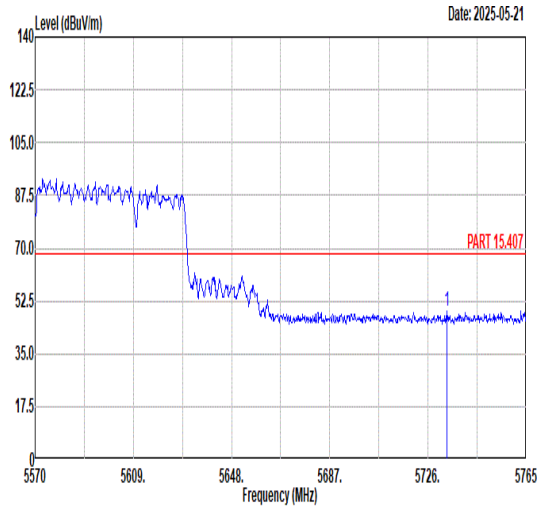	Blank

	Freq	Level	Limit Line	Margin	Read Level	Ant Factor	Cable Loss	Preamp Factor	APos	TPos	Remark
	MHz	dBuV/m	dBuV/m	dB	dBuV	dB/m	dB	dB	cm	deg	
1	5733.61	49.34	68.30	-18.96	38.80	34.62	8.71	32.79	175	133	PEAK

Mode	64	
	Band Edge - L	
	U-NII-2C_5.47-5.725_802.11be EHT160_CH114_Puncturing 20M ⑧_5570MHz	
ANT	CDD 6+17	
Pol.	Vertical	Fundamental

Peak

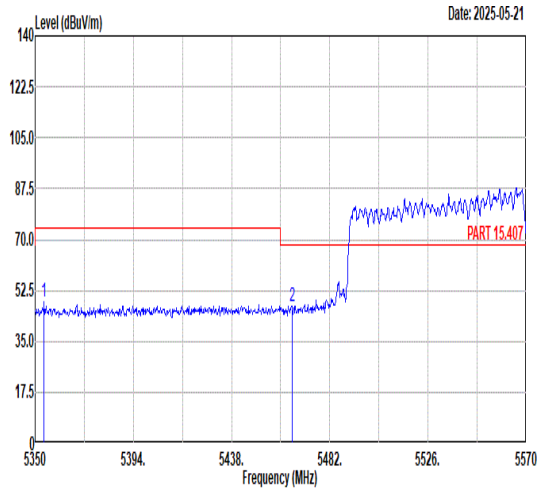

	Freq	Level	Limit Line	Margin	Read Level	Ant Factor	Cable Loss	Preamp Factor	APos	TPos	Remark
	MHz	dBuV/m	dBuV/m	dB	dBuV	dB/m	dB	dB	cm	deg	
1	5353.96	48.70	74.00	-25.30	38.91	34.11	8.34	32.66	302	264	PEAK
2	5465.06	47.12	68.30	-21.18	37.15	34.18	8.40	32.61	302	264	PEAK

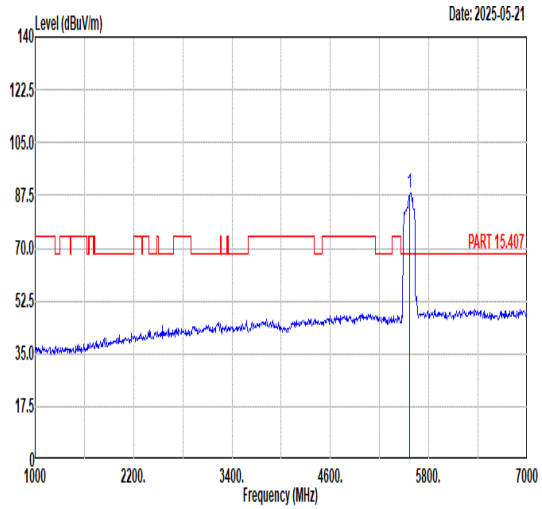

	Freq	Level	Limit Line	Margin	Read Level	Ant Factor	Cable Loss	Preamp Factor	APos	TPos	Remark
	MHz	dBuV/m	dBuV/m	dB	dBuV	dB/m	dB	dB	cm	deg	
1	5570.00	88.29	------	------	78.38	34.33	8.25	32.67	302	264	PEAK

Avg

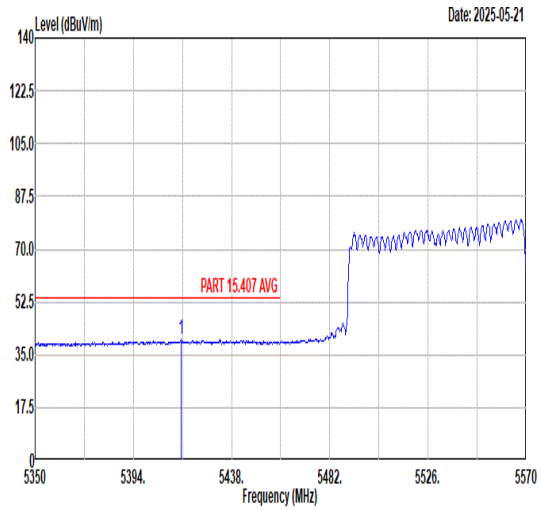

	Freq	Level	Limit Line	Margin	Read Level	Ant Factor	Cable Loss	Preamp Factor	APos	TPos	Remark
	MHz	dBuV/m	dBuV/m	dB	dBuV	dB/m	dB	dB	cm	deg	
1	5415.34	40.13	54.00	-13.87	30.14	34.15	8.47	32.63	302	264	AVERAGE

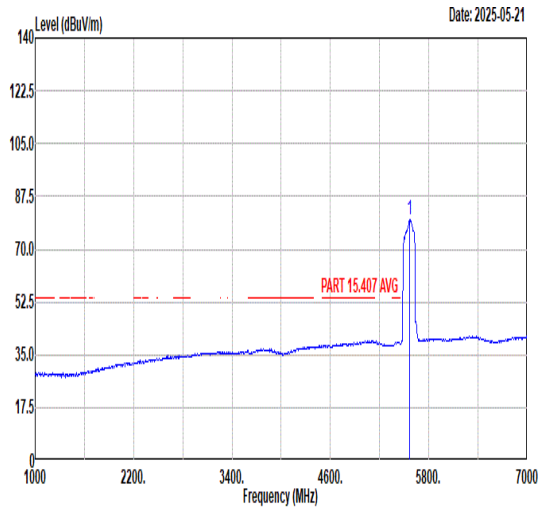

	Freq	Level	Limit Line	Margin	Read Level	Ant Factor	Cable Loss	Preamp Factor	APos	TPos	Remark
	MHz	dBuV/m	dBuV/m	dB	dBuV	dB/m	dB	dB	cm	deg	
1	5570.00	79.62	------	------	69.71	34.33	8.25	32.67	302	264	AVERAGE

Mode	64	
	Band Edge - R	
	U-NII-2C_5.47-5.725_802.11be EHT160_CH114_Puncturing 20M ⑧_5570MHz	
ANT	CDD 6+17	
Pol.	Vertical	Fundamental
Peak	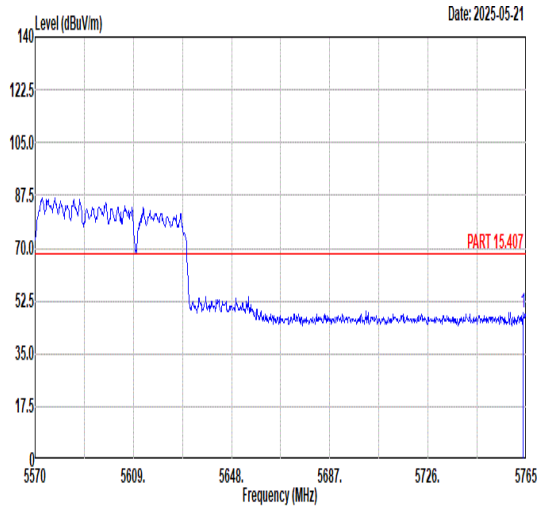	Blank

	Freq	Level	Limit Line	Margin	Read Level	Ant Factor	Cable Loss	Preamp Factor	APos	TPos	Remark
	MHz	dBuV/m	dBuV/m	dB	dBuV	dB/m	dB	dB	cm	deg	
1	5763.64	48.70	68.30	-19.60	38.02	34.67	8.82	32.81	302	264	PEAK

Mode	65	
	Band Edge - L	
	U-NII-3_5.725-5.85_802.11be EHT80_CH155_Puncturing 20M 5775MHz	
ANT	CDD 6+17	
Pol.	Horizontal	Fundamental
Peak	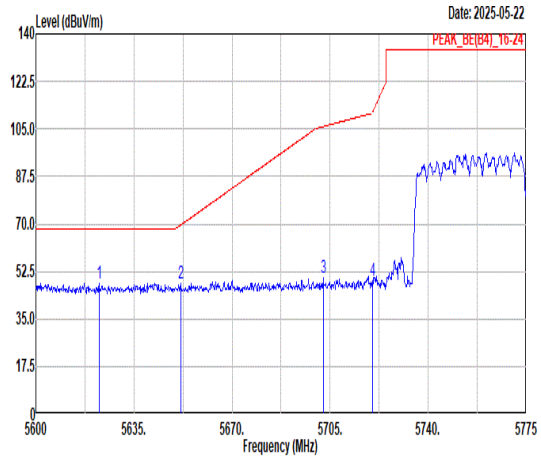	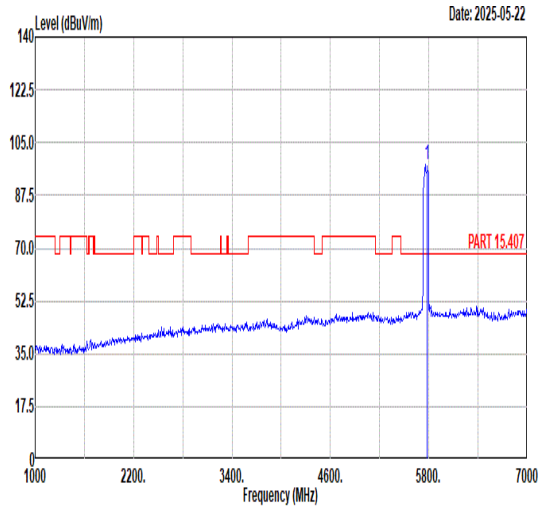
Avg	Blank	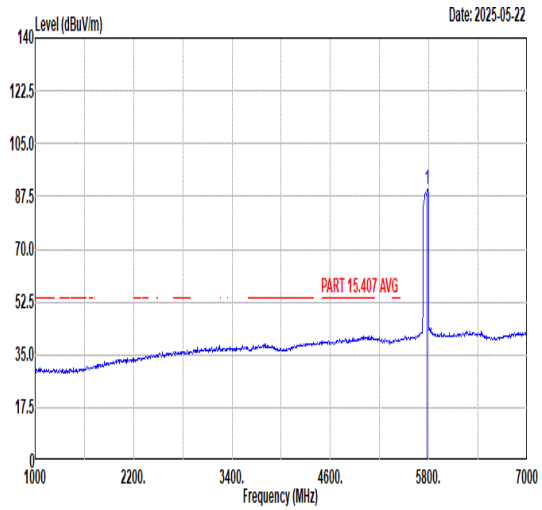

	Freq	Level	Limit Line	Margin	Read Level	Ant Factor	Cable Loss	Preamp Factor	APos	TPos	Remark
	MHz	dBuV/m	dBuV/m	dB	dBuV	dB/m	dB	dB	cm	deg	
1	5622.58	48.12	68.30	-20.18	38.11	34.41	8.30	32.70	171	125	PEAK
2	5651.63	48.11	69.50	-21.39	37.96	34.47	8.40	32.72	171	125	PEAK
3	5702.55	49.93	105.92	-55.99	39.54	34.56	8.59	32.76	171	125	PEAK
4	5720.05	49.18	110.91	-61.73	38.71	34.59	8.66	32.78	171	125	PEAK

	Freq	Level	Limit Line	Margin	Read Level	Ant Factor	Cable Loss	Preamp Factor	APos	TPos	Remark
	MHz	dBuV/m	dBuV/m	dB	dBuV	dB/m	dB	dB	cm	deg	
1	5775.00	97.65	------	------	86.99	34.66	8.80	32.80	171	125	PEAK

	Freq	Level	Limit Line	Margin	Read Level	Ant Factor	Cable Loss	Preamp Factor	APos	TPos	Remark
	MHz	dBuV/m	dBuV/m	dB	dBuV	dB/m	dB	dB	cm	deg	
1	5775.00	89.87	------	------	79.07	34.72	8.91	32.83	171	125	AVERAGE

Mode	65	
	Band Edge - R	
	U-NII-3_5.725-5.85_802.11be EHT80_CH155_Puncturing 20M 5775MHz	
ANT	CDD 6+17	
Pol.	Horizontal	Fundamental
Peak	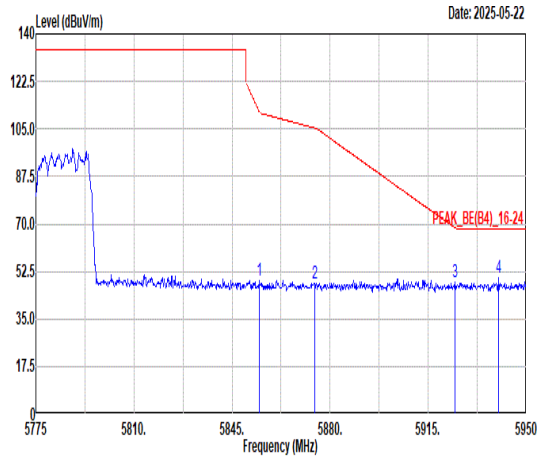	Blank

	Freq	Level	Limit Line	Margin	Read Level	Ant Factor	Cable Loss	Preamp Factor	APos	TPos	Remark
	MHz	dBuV/m	dBuV/m	dB	dBuV	dB/m	dB	dB	cm	deg	
1	5854.63	48.93	111.65	-62.72	38.10	34.84	8.87	32.88	171	125	PEAK
2	5874.40	47.99	105.37	-57.38	37.16	34.87	8.85	32.89	171	125	PEAK
3	5924.45	48.36	68.61	-20.25	37.53	34.97	8.79	32.93	171	125	PEAK
4	5940.03	49.95	68.30	-18.35	39.13	34.99	8.77	32.94	171	125	PEAK

Mode	65	
	Band Edge - L	
	U-NII-3_5.725-5.85_802.11be EHT80_CH155_Puncturing 20M 5775MHz	
ANT	CDD 6+17	
Pol.	Vertical	Fundamental
Peak	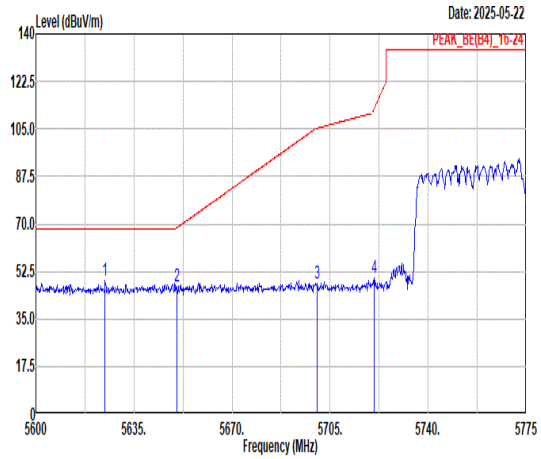	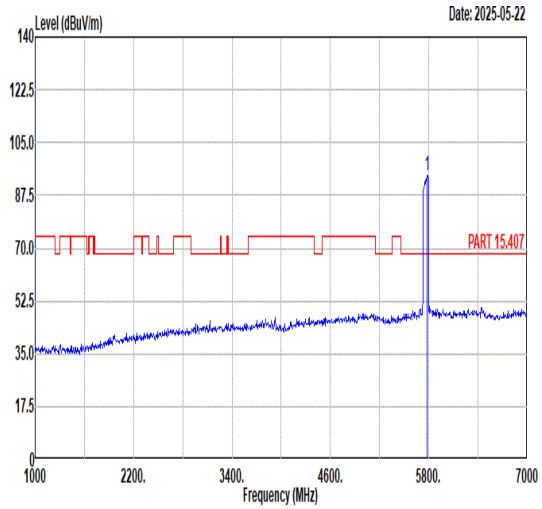
Avg	Blank	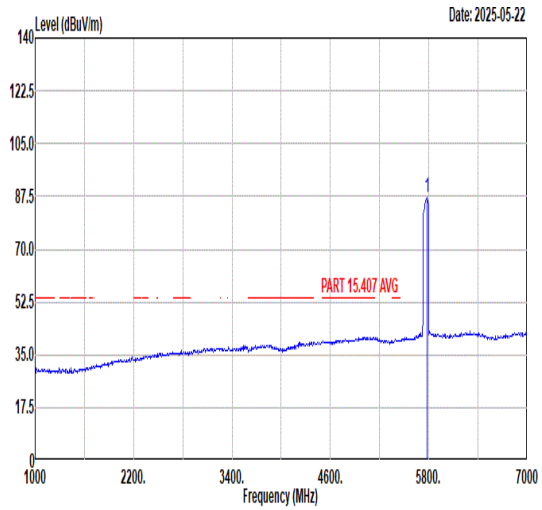

	Freq	Level	Limit Line	Margin	Read Level	Ant Factor	Cable Loss	Preamp Factor	APos	TPos	Remark
	MHz	dBuV/m	dBuV/m	dB	dBuV	dB/m	dB	dB	cm	deg	
1	5624.68	49.14	68.30	-19.16	39.12	34.42	8.30	32.70	310	249	PEAK
2	5650.23	46.98	68.47	-21.49	36.83	34.47	8.40	32.72	310	249	PEAK
3	5700.45	48.18	105.33	-57.15	37.80	34.56	8.58	32.76	310	249	PEAK
4	5720.75	50.20	112.51	-62.31	39.73	34.59	8.66	32.78	310	249	PEAK

	Freq	Level	Limit Line	Margin	Read Level	Ant Factor	Cable Loss	Preamp Factor	APos	TPos	Remark
	MHz	dBuV/m	dBuV/m	dB	dBuV	dB/m	dB	dB	cm	deg	
1	5775.00	94.24	------	------	83.47	34.71	8.88	32.82	310	249	PEAK

	Freq	Level	Limit Line	Margin	Read Level	Ant Factor	Cable Loss	Preamp Factor	APos	TPos	Remark
	MHz	dBuV/m	dBuV/m	dB	dBuV	dB/m	dB	dB	cm	deg	
1	5775.00	87.38	------	------	76.65	34.69	8.86	32.82	310	249	AVERAGE

Mode	65	
	Band Edge - R	
	U-NII-3_5.725-5.85_802.11be EHT80_CH155_Puncturing 20M 5775MHz	
ANT	CDD 6+17	
Pol.	Vertical	Fundamental
Peak	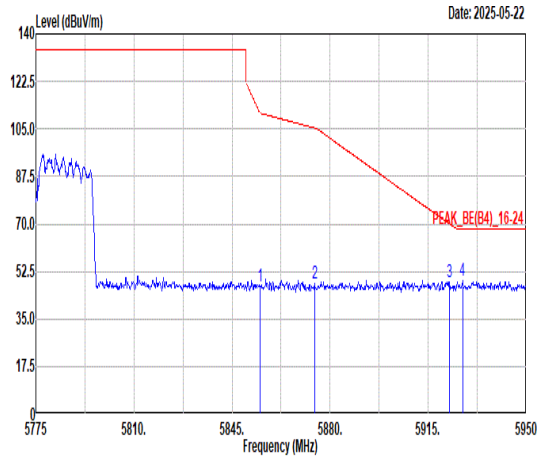	Blank

	Freq	Level	Limit Line	Margin	Read Level	Ant Factor	Cable Loss	Preamp Factor	APos	TPos	Remark
	MHz	dBuV/m	dBuV/m	dB	dBuV	dB/m	dB	dB	cm	deg	
1	5854.98	47.18	110.86	-63.68	36.35	34.84	8.87	32.88	310	249	PEAK
2	5874.40	48.01	105.37	-57.36	37.18	34.87	8.85	32.89	310	249	PEAK
3	5922.70	48.81	69.89	-21.08	37.99	34.96	8.79	32.93	310	249	PEAK
4	5927.25	49.19	68.30	-19.11	38.36	34.97	8.79	32.93	310	249	PEAK

Mode	66	
	Band Edge - L	
	U-NII-1_5.15-5.25_802.11be EHT80_CH42_Large RU 484+242 ❹_5210MHz	
ANT	CDD 6+17	
Pol.	Horizontal	Fundamental

Peak

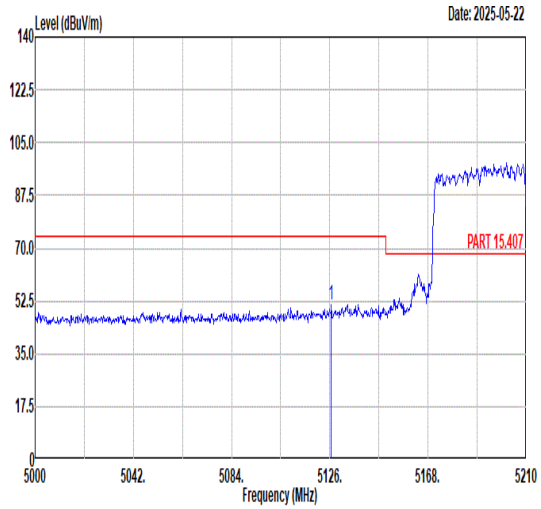

	Freq	Level	Limit Line	Margin	Read Level	Ant Factor	Cable Loss	Preamp Factor	APos	TPos	Remark
	MHz	dBuV/m	dBuV/m	dB	dBuV	dB/m	dB	dB	cm	deg	
1	5126.63	51.49	74.00	-22.51	42.36	33.98	7.90	32.75	168	124	PEAK

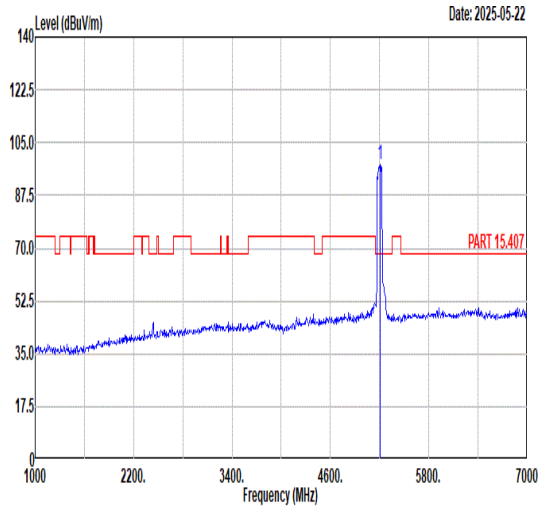

	Freq	Level	Limit Line	Margin	Read Level	Ant Factor	Cable Loss	Preamp Factor	APos	TPos	Remark
	MHz	dBuV/m	dBuV/m	dB	dBuV	dB/m	dB	dB	cm	deg	
1	5210.00	97.48	------	------	88.22	34.02	7.96	32.72	168	124	PEAK

Avg

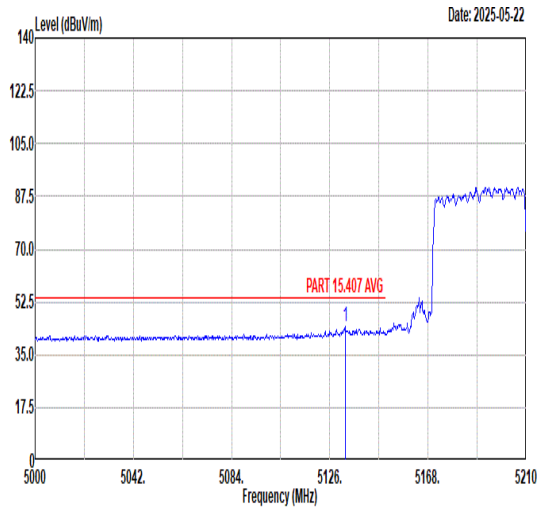

	Freq	Level	Limit Line	Margin	Read Level	Ant Factor	Cable Loss	Preamp Factor	APos	TPos	Remark
	MHz	dBuV/m	dBuV/m	dB	dBuV	dB/m	dB	dB	cm	deg	
1	5132.51	44.39	54.00	-9.61	35.25	33.98	7.91	32.75	168	124	AVERAGE

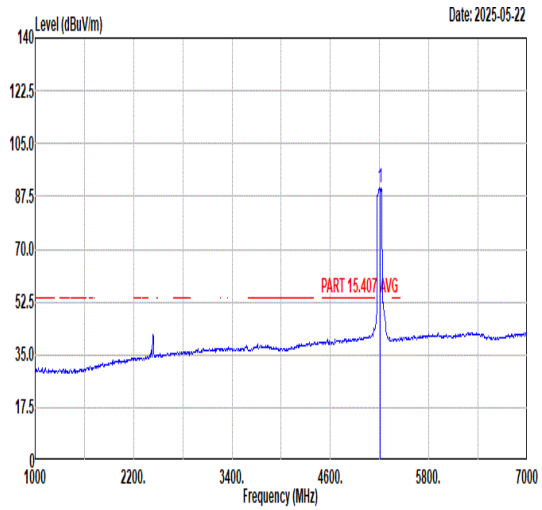

	Freq	Level	Limit Line	Margin	Read Level	Ant Factor	Cable Loss	Preamp Factor	APos	TPos	Remark
	MHz	dBuV/m	dBuV/m	dB	dBuV	dB/m	dB	dB	cm	deg	
1	5210.00	90.42	------	------	81.14	34.03	7.96	32.71	168	124	AVERAGE

Mode	66	
	Band Edge - R	
	U-NII-1_5.15-5.25_802.11be EHT80_CH42_Large RU 484+242 ④_5210MHz	
ANT	CDD 6+17	
Pol.	Horizontal	Fundamental
Peak	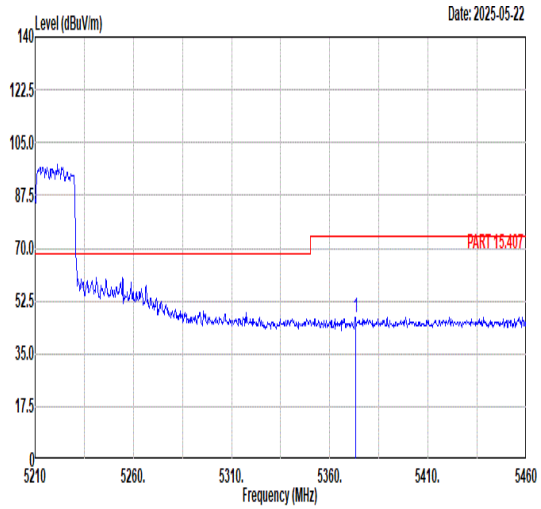 Freq Level Limit Line Margin Read Level Ant Factor Cable Loss Preamp Factor APos TPos Remark MHz dBuV/m dBuV/m dB dBuV dB/m dB dB cm deg 1 5373.00 47.28 74.00 -26.72 37.42 34.12 8.39 32.65 168 124 PEAK	Blank
Avg	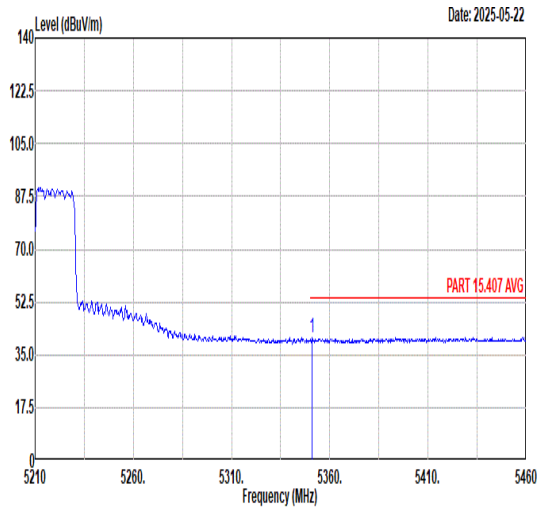 Freq Level Limit Line Margin Read Level Ant Factor Cable Loss Preamp Factor APos TPos Remark MHz dBuV/m dBuV/m dB dBuV dB/m dB dB cm deg 1 5351.00 40.85 54.00 -13.15 31.07 34.11 8.33 32.66 168 124 AVERAGE	Blank

Mode	66	
	Band Edge - L	
	U-NII-1_5.15-5.25_802.11be EHT80_CH42_Large RU 484+242 ④_5210MHz	
ANT	CDD 6+17	
Pol.	Vertical	Fundamental

Peak

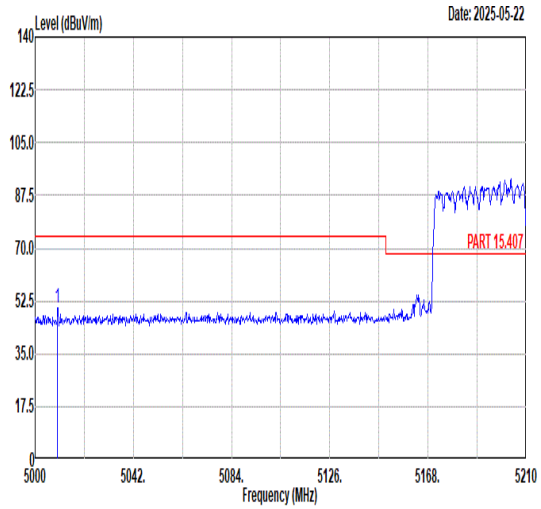

	Freq	Level	Limit Line	Margin	Read Level	Ant Factor	Cable Loss	Preamp Factor	APos	TPos	Remark
	MHz	dBuV/m	dBuV/m	dB	dBuV	dB/m	dB	dB	cm	deg	
1	5009.66	50.32	74.00	-23.68	41.38	33.91	7.83	32.80	298	263	PEAK

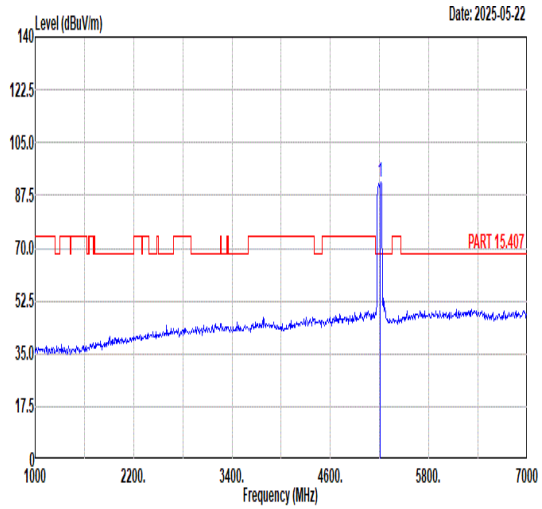

	Freq	Level	Limit Line	Margin	Read Level	Ant Factor	Cable Loss	Preamp Factor	APos	TPos	Remark
	MHz	dBuV/m	dBuV/m	dB	dBuV	dB/m	dB	dB	cm	deg	
1	5210.00	91.90	------	------	82.62	34.03	7.96	32.71	298	263	PEAK

Avg

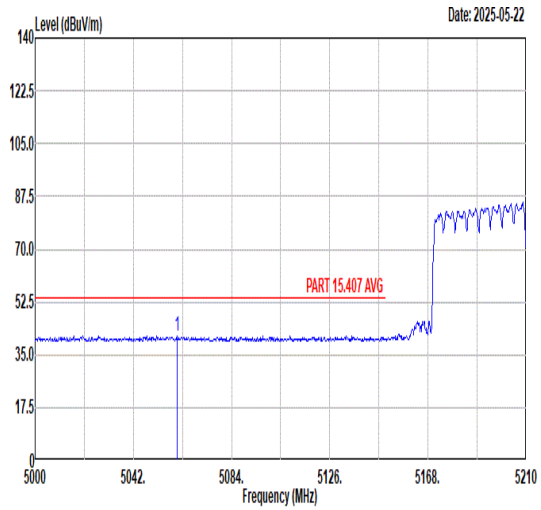

	Freq	Level	Limit Line	Margin	Read Level	Ant Factor	Cable Loss	Preamp Factor	APos	TPos	Remark
	MHz	dBuV/m	dBuV/m	dB	dBuV	dB/m	dB	dB	cm	deg	
1	5060.69	41.24	54.00	-12.76	32.21	33.94	7.86	32.77	298	263	AVERAGE

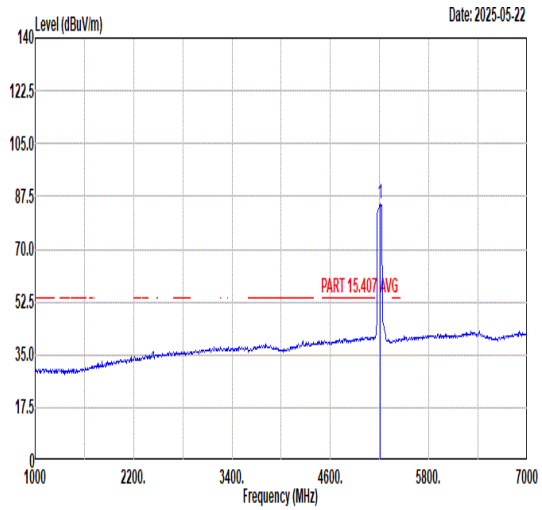

	Freq	Level	Limit Line	Margin	Read Level	Ant Factor	Cable Loss	Preamp Factor	APos	TPos	Remark
	MHz	dBuV/m	dBuV/m	dB	dBuV	dB/m	dB	dB	cm	deg	
1	5210.00	84.92	------	------	75.66	34.02	7.96	32.72	298	263	AVERAGE

Mode	66	
	Band Edge - R	
	U-NII-1_5.15-5.25_802.11be EHT80_CH42_Large RU 484+242 ④_5210MHz	
ANT	CDD 6+17	
Pol.	Vertical	Fundamental
Peak	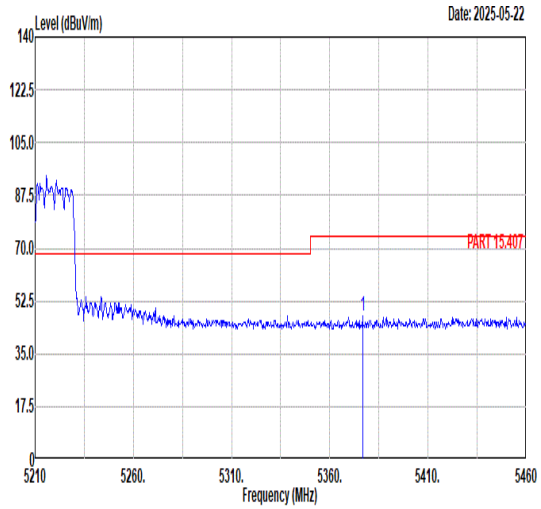 Freq Level Limit Line Margin Read Level Ant Factor Cable Loss Preamp Factor APos TPos Remark MHz dBuV/m dBuV/m dB dBuV dB/m dB dB cm deg 1 5376.75 47.32 74.00 -26.68 37.45 34.12 8.40 32.65 298 263 PEAK	Blank
Avg	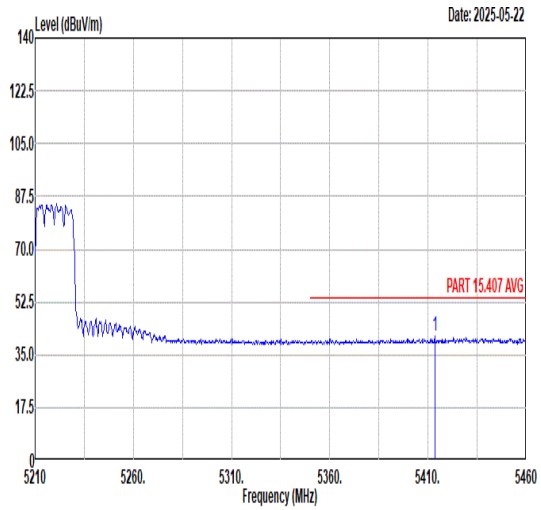 Freq Level Limit Line Margin Read Level Ant Factor Cable Loss Preamp Factor APos TPos Remark MHz dBuV/m dBuV/m dB dBuV dB/m dB dB cm deg 1 5413.50 41.13 54.00 -12.87 31.14 34.15 8.47 32.63 298 263 AVERAGE	Blank

Mode	67	
	Band Edge - L	
	U-NII-2A_5.25-5.35_802.11be EHT80_CH58_Large RU 484+242 5290MHz	
ANT	CDD 6+17	
Pol.	Horizontal	Fundamental

Peak

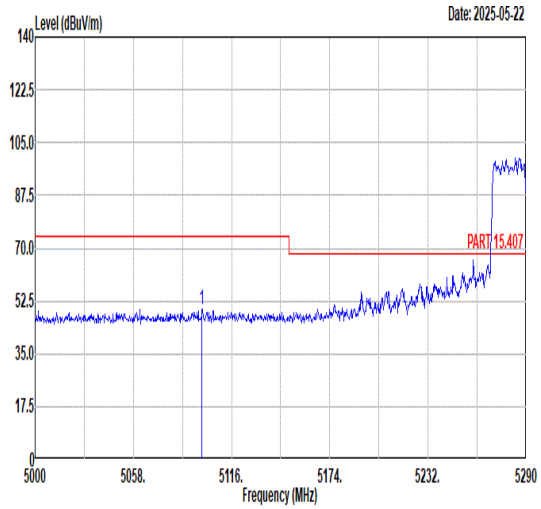

	Freq	Level	Limit Line	Margin	Read Level	Ant Factor	Cable Loss	Preamp Factor	APos	TPos	Remark
	MHz	dBuV/m	dBuV/m	dB	dBuV	dB/m	dB	dB	cm	deg	
1	5098.60	49.88	74.00	-24.12	40.80	33.96	7.88	32.76	173	131	PEAK

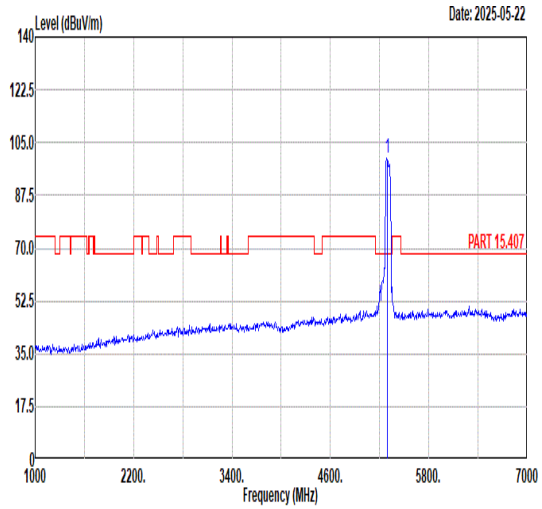

	Freq	Level	Limit Line	Margin	Read Level	Ant Factor	Cable Loss	Preamp Factor	APos	TPos	Remark
	MHz	dBuV/m	dBuV/m	dB	dBuV	dB/m	dB	dB	cm	deg	
1	5290.00	99.96	------	------	90.42	34.07	8.15	32.68	173	131	PEAK

Avg

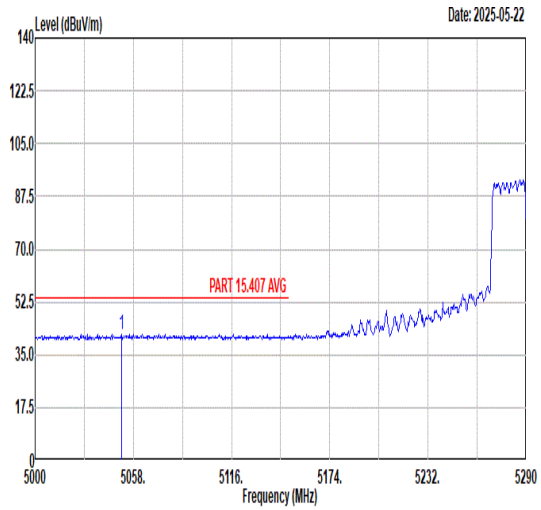

	Freq	Level	Limit Line	Margin	Read Level	Ant Factor	Cable Loss	Preamp Factor	APos	TPos	Remark
	MHz	dBuV/m	dBuV/m	dB	dBuV	dB/m	dB	dB	cm	deg	
1	5051.04	41.88	54.00	-12.12	32.88	33.93	7.85	32.78	173	131	AVERAGE

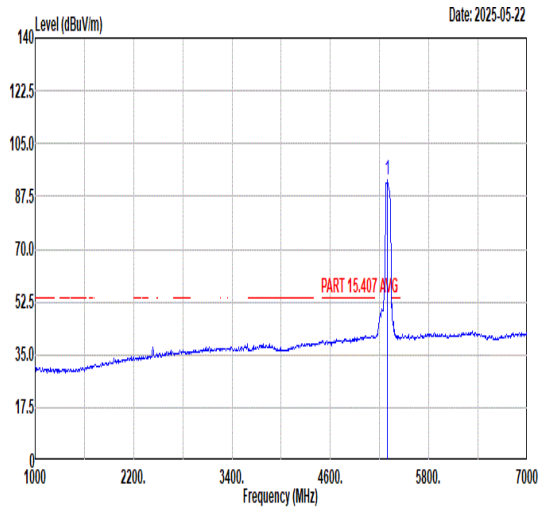

	Freq	Level	Limit Line	Margin	Read Level	Ant Factor	Cable Loss	Preamp Factor	APos	TPos	Remark
	MHz	dBuV/m	dBuV/m	dB	dBuV	dB/m	dB	dB	cm	deg	
1	5290.00	92.84	------	------	83.26	34.08	8.18	32.68	173	131	AVERAGE

Mode	67	
	Band Edge - R	
	U-NII-2A_5.25-5.35_802.11be EHT80_CH58_Large RU 484+242 5290MHz	
ANT	CDD 6+17	
Pol.	Horizontal	Fundamental
Peak	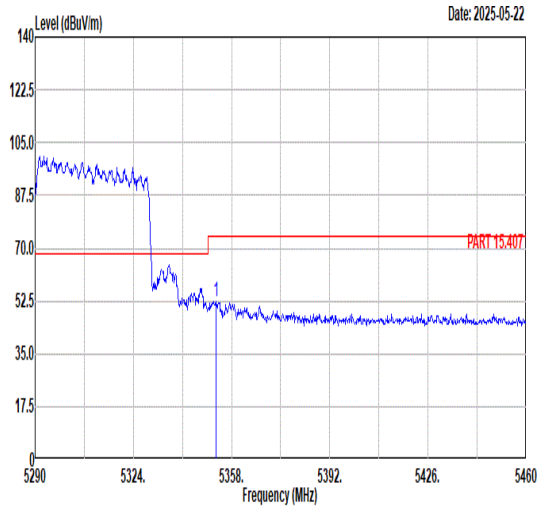	Blank
Avg	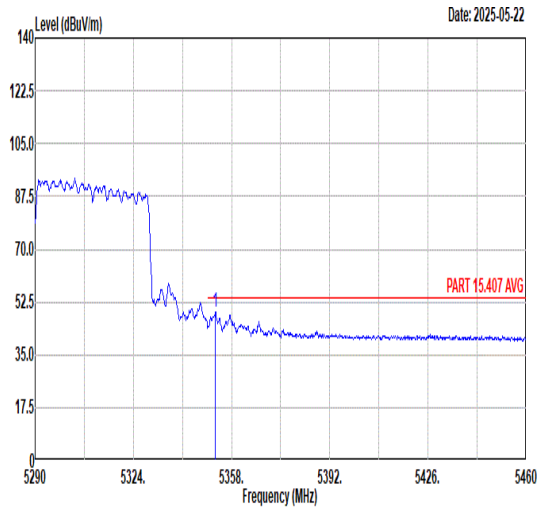	Blank

	Freq	Level	Limit Line	Margin	Read Level	Ant Factor	Cable Loss	Preamp Factor	APos	TPos	Remark
	MHz	dBuV/m	dBuV/m	dB	dBuV	dB/m	dB	dB	cm	deg	
1	5352.56	52.42	74.00	-21.58	42.64	34.11	8.33	32.66	173	131	PEAK

	Freq	Level	Limit Line	Margin	Read Level	Ant Factor	Cable Loss	Preamp Factor	APos	TPos	Remark
	MHz	dBuV/m	dBuV/m	dB	dBuV	dB/m	dB	dB	cm	deg	
1	5352.39	49.22	54.00	-4.78	39.44	34.11	8.33	32.66	173	131	AVERAGE

Mode	67	
	Band Edge - L	
	U-NII-2A_5.25-5.35_802.11be EHT80_CH58_Large RU 484+242 5290MHz	
ANT	CDD 6+17	
Pol.	Vertical	Fundamental

Peak

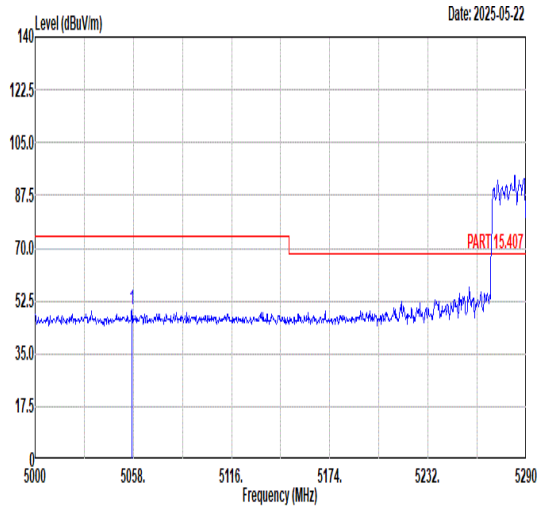

	Freq	Level	Limit Line	Margin	Read Level	Ant Factor	Cable Loss	Preamp Factor	APos	TPos	Remark
	MHz	dBuV/m	dBuV/m	dB	dBuV	dB/m	dB	dB	cm	deg	
1	5057.13	49.75	74.00	-24.25	40.73	33.94	7.86	32.78	296	258	PEAK

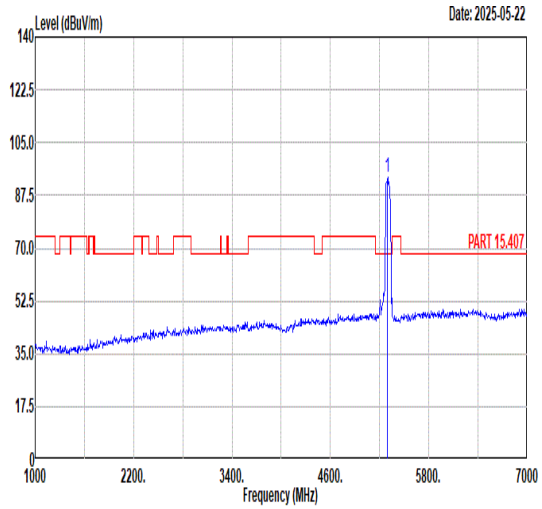

	Freq	Level	Limit Line	Margin	Read Level	Ant Factor	Cable Loss	Preamp Factor	APos	TPos	Remark
	MHz	dBuV/m	dBuV/m	dB	dBuV	dB/m	dB	dB	cm	deg	
1	5290.00	93.39	------	------	83.79	34.08	8.20	32.68	296	258	PEAK

Avg

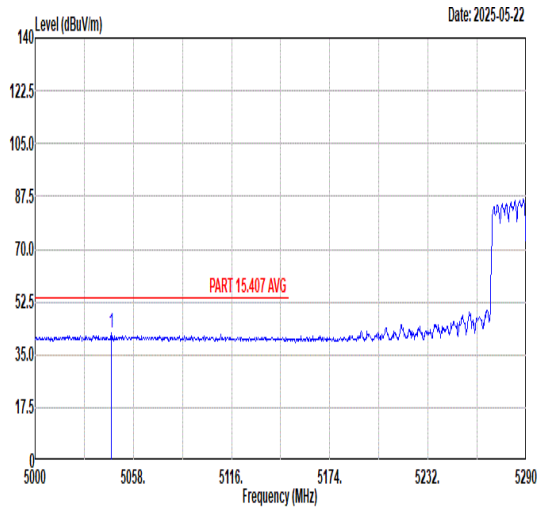

	Freq	Level	Limit Line	Margin	Read Level	Ant Factor	Cable Loss	Preamp Factor	APos	TPos	Remark
	MHz	dBuV/m	dBuV/m	dB	dBuV	dB/m	dB	dB	cm	deg	
1	5044.95	42.23	54.00	-11.77	33.23	33.93	7.85	32.78	296	258	AVERAGE

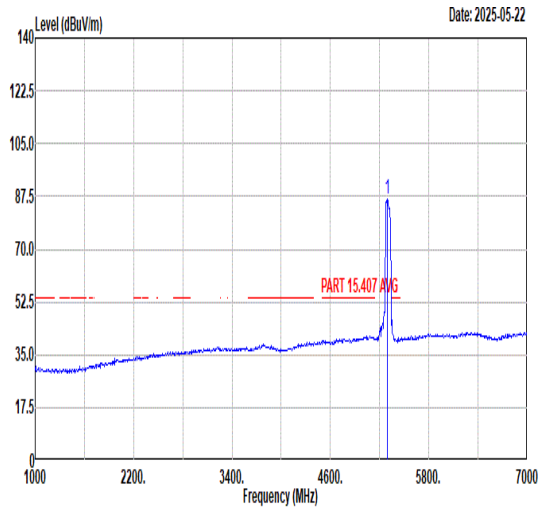

	Freq	Level	Limit Line	Margin	Read Level	Ant Factor	Cable Loss	Preamp Factor	APos	TPos	Remark
	MHz	dBuV/m	dBuV/m	dB	dBuV	dB/m	dB	dB	cm	deg	
1	5290.00	86.88	------	------	77.32	34.07	8.17	32.68	296	258	AVERAGE

Mode	67	
	Band Edge - R	
	U-NII-2A_5.25-5.35_802.11be EHT80_CH58_Large RU 484+242 5290MHz	
ANT	CDD 6+17	
Pol.	Vertical	Fundamental
Peak	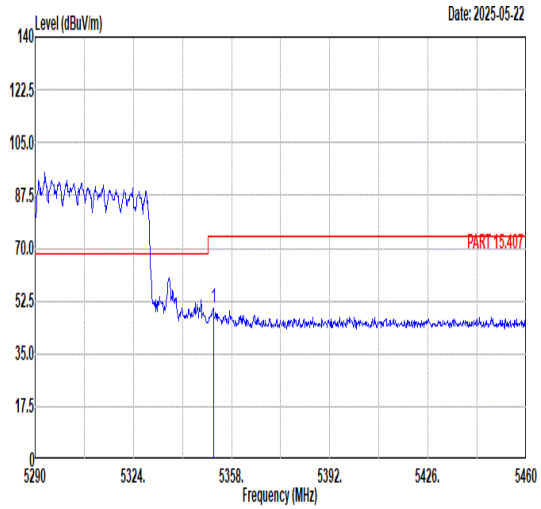 Freq Level Limit Line Margin Read Level Ant Factor Cable Loss Preamp Factor APos TPos Remark MHz dBuV/m dBuV/m dB dBuV dB/m dB dB cm deg 1 5351.71 50.19 74.00 -23.81 40.41 34.11 8.33 32.66 296 258 PEAK	Blank
Avg	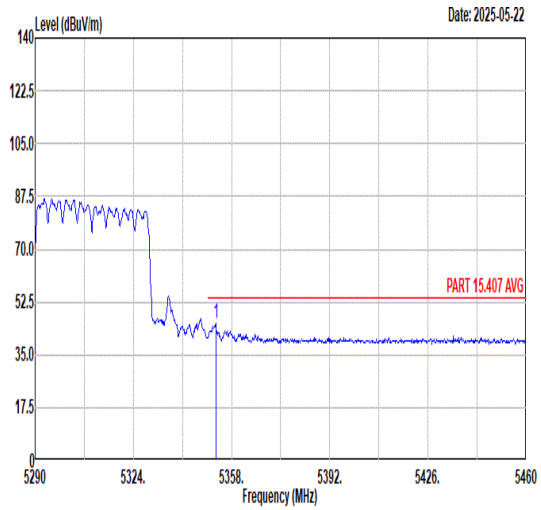 Freq Level Limit Line Margin Read Level Ant Factor Cable Loss Preamp Factor APos TPos Remark MHz dBuV/m dBuV/m dB dBuV dB/m dB dB cm deg 1 5352.56 45.19 54.00 -8.81 35.41 34.11 8.33 32.66 296 258 AVERAGE	Blank

Mode	68	
	Band Edge - L	
	U-NII-2C_5.47-5.725_802.11be EHT80_CH106_Large RU 484+242 5530MHz	
ANT	CDD 6+17	
Pol.	Horizontal	Fundamental

Peak

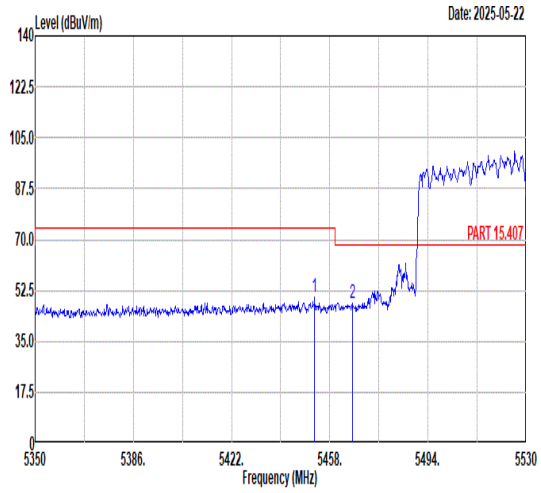

	Freq	Level	Limit Line	Margin	Read Level	Ant Factor	Cable Loss	Preamp Factor	APos	TPos	Remark
	MHz	dBuV/m	dBuV/m	dB	dBuV	dB/m	dB	dB	cm	deg	
1	5452.42	50.04	74.00	-23.96	40.07	34.17	8.42	32.62	159	129	PEAK
2	5466.46	48.28	68.30	-20.02	38.31	34.18	8.40	32.61	159	129	PEAK

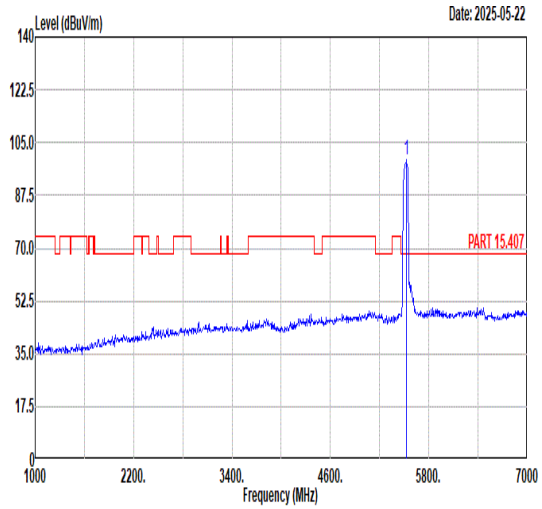

	Freq	Level	Limit Line	Margin	Read Level	Ant Factor	Cable Loss	Preamp Factor	APos	TPos	Remark
	MHz	dBuV/m	dBuV/m	dB	dBuV	dB/m	dB	dB	cm	deg	
1	5530.00	99.32	------	------	89.38	34.25	8.32	32.63	159	129	PEAK

Avg

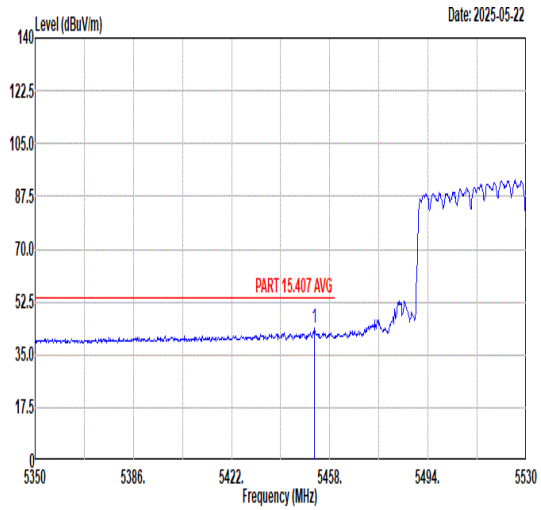

	Freq	Level	Limit Line	Margin	Read Level	Ant Factor	Cable Loss	Preamp Factor	APos	TPos	Remark
	MHz	dBuV/m	dBuV/m	dB	dBuV	dB/m	dB	dB	cm	deg	
1	5452.42	43.70	54.00	-10.30	33.73	34.17	8.42	32.62	159	129	AVERAGE

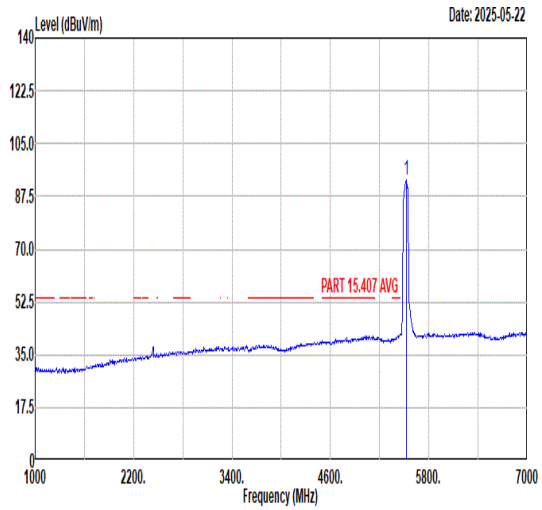

	Freq	Level	Limit Line	Margin	Read Level	Ant Factor	Cable Loss	Preamp Factor	APos	TPos	Remark
	MHz	dBuV/m	dBuV/m	dB	dBuV	dB/m	dB	dB	cm	deg	
1	5530.00	93.00	------	------	83.07	34.23	8.32	32.62	159	129	AVERAGE

Mode	68	
	Band Edge - R	
	U-NII-2C_5.47-5.725_802.11be EHT80_CH106_Large RU 484+242 ④ 5530MHz	
ANT	CDD 6+17	
Pol.	Horizontal	Fundamental
Peak	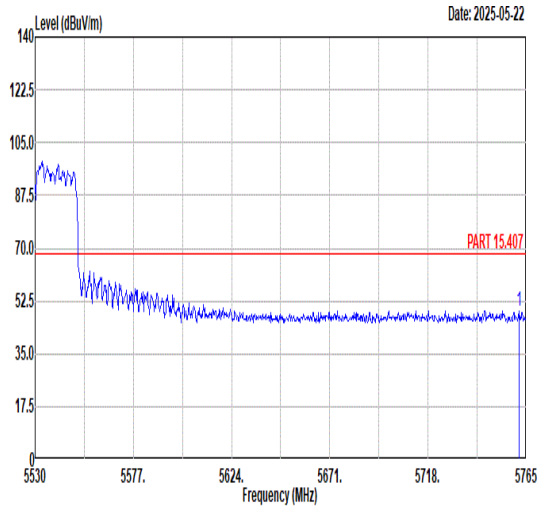	Blank

	Freq	Level	Limit Line	Margin	Read Level	Ant Factor	Cable Loss	Preamp Factor	APos	TPos	Remark
	MHz	dBuV/m	dBuV/m	dB	dBuV	dB/m	dB	dB	cm	deg	
1	5761.48	49.29	68.30	-19.01	38.62	34.67	8.81	32.81	159	129	PEAK

Mode	68
	Band Edge - L
	U-NII-2C_5.47-5.725_802.11be EHT80_CH106_Large RU 484+242 5530MHz
ANT	CDD 6+17

Pol.	Vertical	Fundamental

Peak

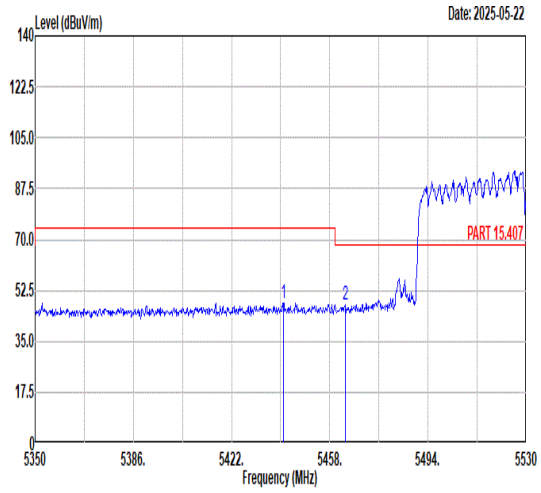

	Freq	Level	Limit Line	Margin	Read Level	Ant Factor	Cable Loss	Preamp Factor	APos	TPos	Remark
	MHz	dBuV/m	dBuV/m	dB	dBuV	dB/m	dB	dB	cm	deg	
1	5441.08	48.04	74.00	-25.96	38.07	34.16	8.43	32.62	306	245	PEAK
2	5463.76	47.77	68.30	-20.53	37.80	34.18	8.40	32.61	306	245	PEAK

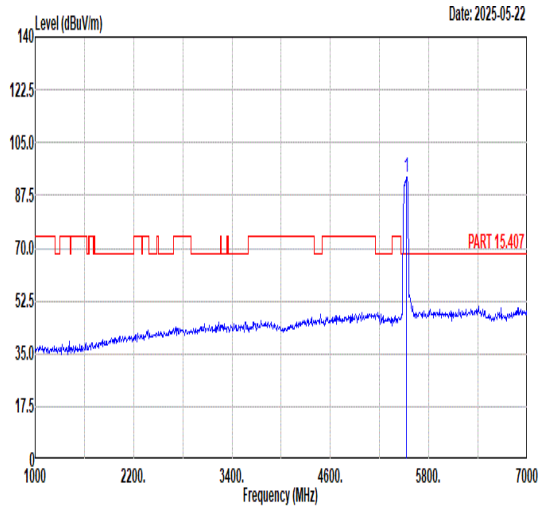

	Freq	Level	Limit Line	Margin	Read Level	Ant Factor	Cable Loss	Preamp Factor	APos	TPos	Remark
	MHz	dBuV/m	dBuV/m	dB	dBuV	dB/m	dB	dB	cm	deg	
1	5530.00	93.60	------	------	83.67	34.23	8.32	32.62	306	245	PEAK

Avg

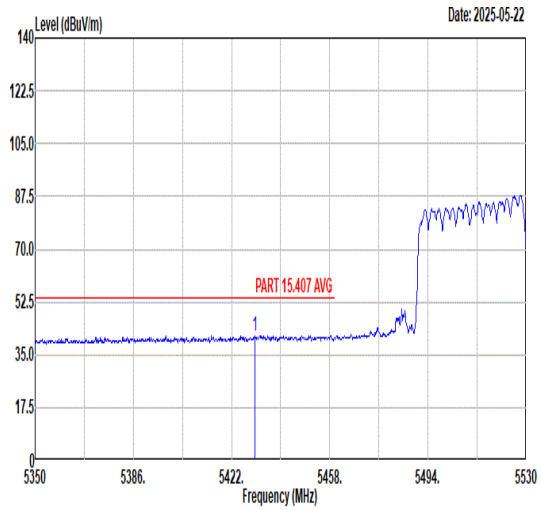

	Freq	Level	Limit Line	Margin	Read Level	Ant Factor	Cable Loss	Preamp Factor	APos	TPos	Remark
	MHz	dBuV/m	dBuV/m	dB	dBuV	dB/m	dB	dB	cm	deg	
1	5430.64	41.21	54.00	-12.79	31.22	34.16	8.45	32.62	306	245	AVERAGE

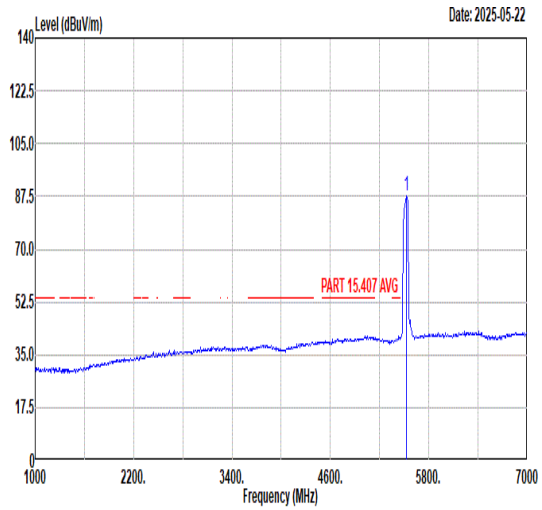

	Freq	Level	Limit Line	Margin	Read Level	Ant Factor	Cable Loss	Preamp Factor	APos	TPos	Remark
	MHz	dBuV/m	dBuV/m	dB	dBuV	dB/m	dB	dB	cm	deg	
1	5530.00	87.63	------	------	77.70	34.23	8.32	32.62	306	245	AVERAGE

Mode	68	
	Band Edge - R	
	U-NII-2C_5.47-5.725_802.11be EHT80_CH106_Large RU 484+242 ④ 5530MHz	
ANT	CDD 6+17	
Pol.	Vertical	Fundamental
Peak	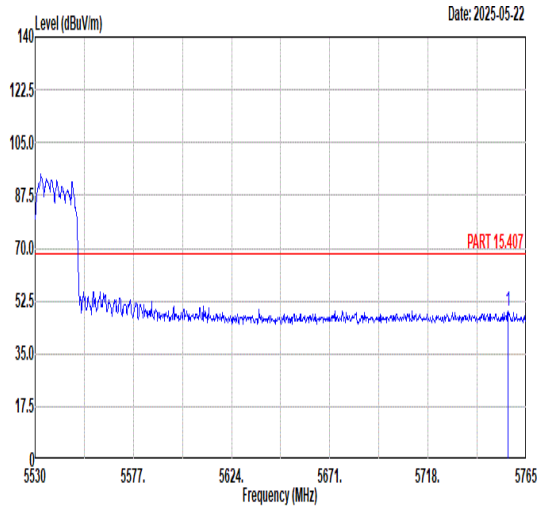	Blank

	Freq	Level	Limit Line	Margin	Read Level	Ant Factor	Cable Loss	Preamp Factor	APos	TPos	Remark
	MHz	dBuV/m	dBuV/m	dB	dBuV	dB/m	dB	dB	cm	deg	
1	5756.31	49.14	68.30	-19.16	38.49	34.66	8.79	32.80	306	245	PEAK

Mode	69
	Band Edge - L
	U-NII-2C_5.47-5.725_802.11be EHT80_CH122_Large RU 484+242 ❶5610MHz
ANT	CDD 6+17

Pol.	Horizontal	Fundamental

Peak

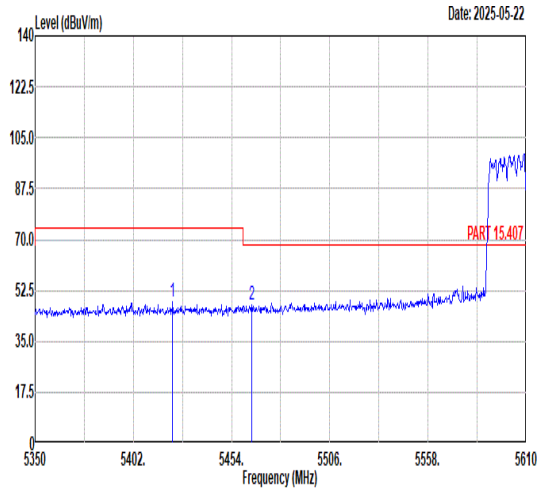

	Freq	Level	Limit Line	Margin	Read Level	Ant Factor	Cable Loss	Preamp Factor	APos	TPos	Remark
	MHz	dBuV/m	dBuV/m	dB	dBuV	dB/m	dB	dB	cm	deg	
1	5422.80	48.36	74.00	-25.64	38.38	34.15	8.46	32.63	231	126	PEAK
2	5464.66	47.56	68.30	-20.74	37.59	34.18	8.40	32.61	231	126	PEAK

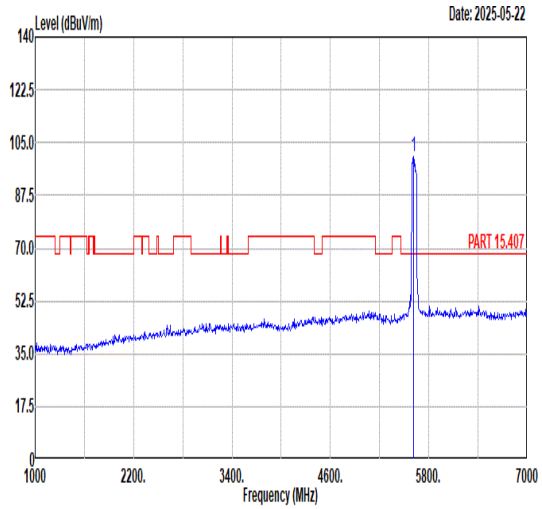

	Freq	Level	Limit Line	Margin	Read Level	Ant Factor	Cable Loss	Preamp Factor	APos	TPos	Remark
	MHz	dBuV/m	dBuV/m	dB	dBuV	dB/m	dB	dB	cm	deg	
1	5610.00	100.46	------	------	90.49	34.40	8.26	32.69	231	126	PEAK

Avg

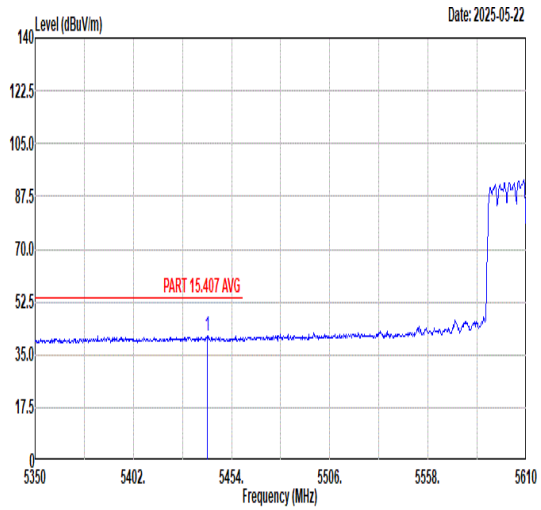

	Freq	Level	Limit Line	Margin	Read Level	Ant Factor	Cable Loss	Preamp Factor	APos	TPos	Remark
	MHz	dBuV/m	dBuV/m	dB	dBuV	dB/m	dB	dB	cm	deg	
1	5441.00	41.01	54.00	-12.99	31.04	34.16	8.43	32.62	231	126	AVERAGE

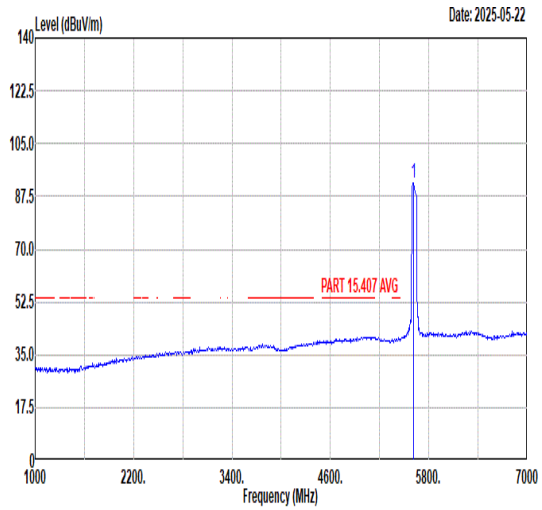

	Freq	Level	Limit Line	Margin	Read Level	Ant Factor	Cable Loss	Preamp Factor	APos	TPos	Remark
	MHz	dBuV/m	dBuV/m	dB	dBuV	dB/m	dB	dB	cm	deg	
1	5610.00	92.16	------	------	82.19	34.40	8.26	32.69	231	126	AVERAGE

Mode	69	
	Band Edge - R	
	U-NII-2C_5.47-5.725_802.11be EHT80_CH122_Large RU 484+242 ❶ 5610MHz	
ANT	CDD 6+17	
Pol.	Horizontal	Fundamental
Peak	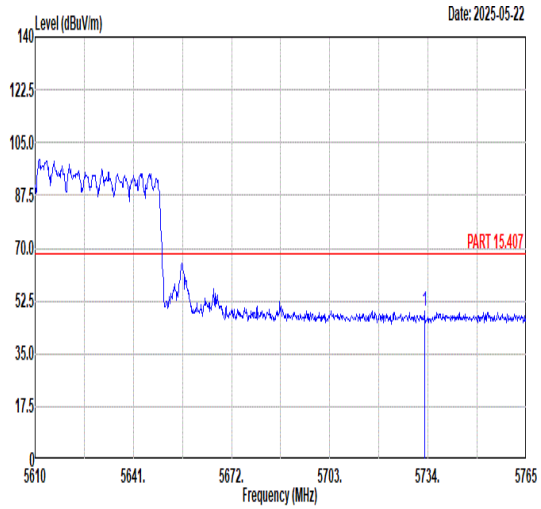	Blank

	Freq	Level	Limit Line	Margin	Read Level	Ant Factor	Cable Loss	Preamp Factor	APos	TPos	Remark
	MHz	dBuV/m	dBuV/m	dB	dBuV	dB/m	dB	dB	cm	deg	
1	5732.92	49.19	68.30	-19.11	38.66	34.62	8.70	32.79	231	126	PEAK

Mode	69
	Band Edge - L
	U-NII-2C_5.47-5.725_802.11be EHT80_CH122_Large RU 484+242 1 5610MHz
ANT	CDD 6+17

Pol.	Vertical	Fundamental

Peak

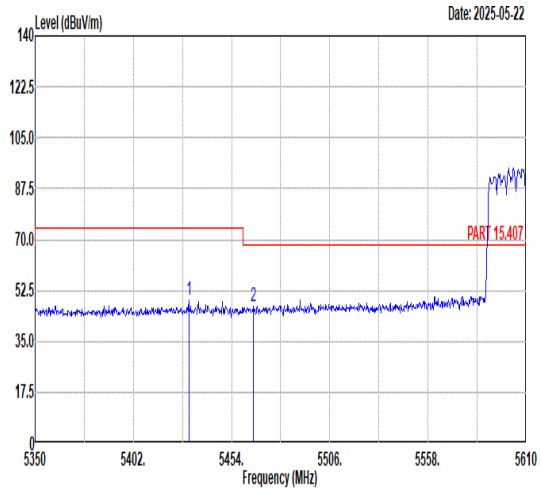

	Freq	Level	Limit Line	Margin	Read Level	Ant Factor	Cable Loss	Preamp Factor	APos	TPos	Remark
	MHz	dBuV/m	dBuV/m	dB	dBuV	dB/m	dB	dB	cm	deg	
1	5431.38	49.02	74.00	-24.98	39.03	34.16	8.45	32.62	316	213	PEAK
2	5465.70	46.91	68.30	-21.39	36.94	34.18	8.40	32.61	316	213	PEAK

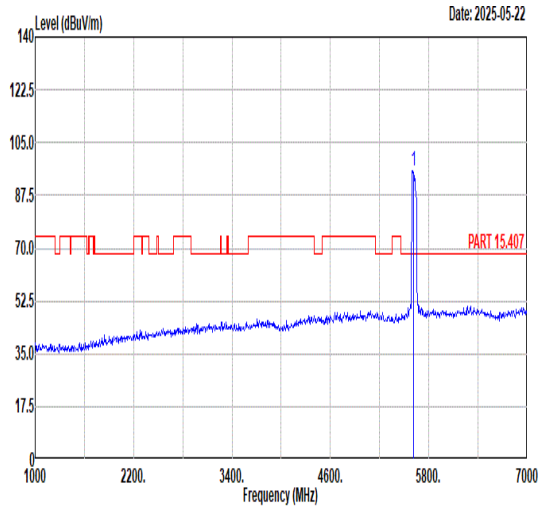

	Freq	Level	Limit Line	Margin	Read Level	Ant Factor	Cable Loss	Preamp Factor	APos	TPos	Remark
	MHz	dBuV/m	dBuV/m	dB	dBuV	dB/m	dB	dB	cm	deg	
1	5610.00	95.85	------	------	85.93	34.38	8.22	32.68	316	213	PEAK

Avg

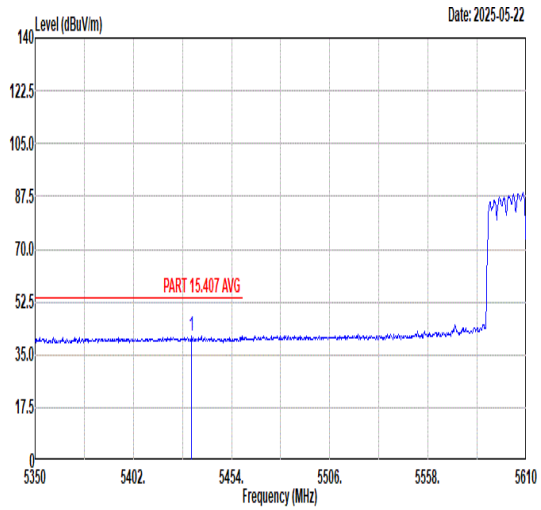

	Freq	Level	Limit Line	Margin	Read Level	Ant Factor	Cable Loss	Preamp Factor	APos	TPos	Remark
	MHz	dBuV/m	dBuV/m	dB	dBuV	dB/m	dB	dB	cm	deg	
1	5432.94	41.29	54.00	-12.71	31.30	34.16	8.45	32.62	316	213	AVERAGE

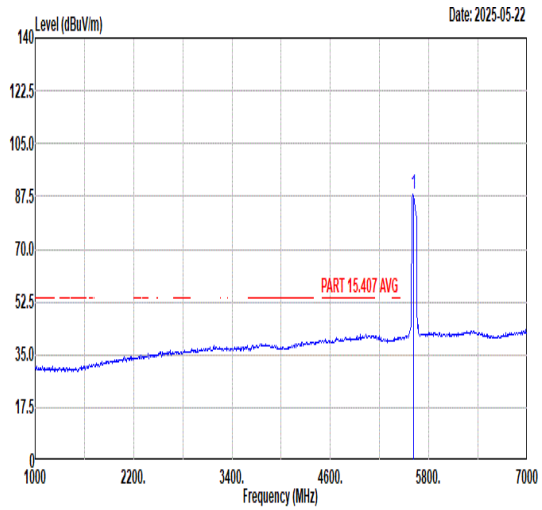

	Freq	Level	Limit Line	Margin	Read Level	Ant Factor	Cable Loss	Preamp Factor	APos	TPos	Remark
	MHz	dBuV/m	dBuV/m	dB	dBuV	dB/m	dB	dB	cm	deg	
1	5610.00	88.26	------	------	78.32	34.39	8.24	32.69	316	213	AVERAGE

Mode	69	
	Band Edge - R	
	U-NII-2C_5.47-5.725_802.11be EHT80_CH122_Large RU 484+242 ❶ 5610MHz	
ANT	CDD 6+17	
Pol.	Vertical	Fundamental
Peak	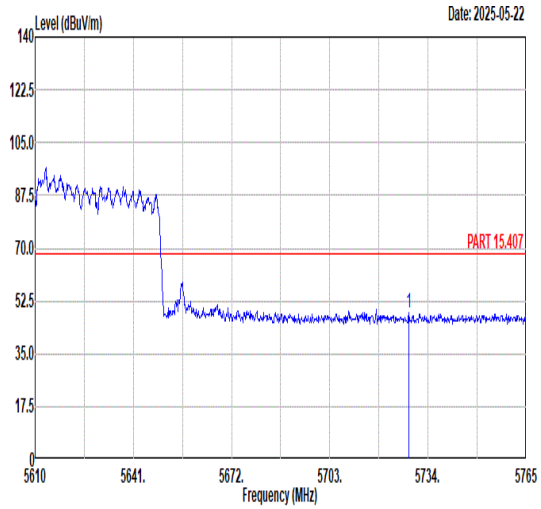 Freq Level Limit Line Margin Read Level Ant Factor Cable Loss Preamp Factor APos TPos Remark MHz dBuV/m dBuV/m dB dBuV dB/m dB dB cm deg 1 5727.96 48.46 68.30 -19.84 37.94 34.61 8.69 32.78 316 213 PEAK	Blank

Mode	70	
	Band Edge - L	
	U-NII-1_5.15-5.35_802.11be EHT160_CH50_Large RU 996+484 ❷ 5250MHz	
ANT	CDD 6+17	
Pol.	Horizontal	Fundamental

Peak

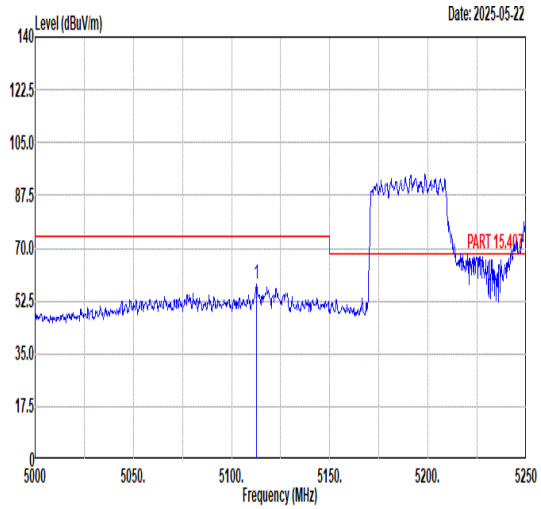

	Freq	Level	Limit Line	Margin	Read Level	Ant Factor	Cable Loss	Preamp Factor	APos	TPos	Remark
	MHz	dBuV/m	dBuV/m	dB	dBuV	dB/m	dB	dB	cm	deg	
1	5112.50	58.07	74.00	-15.93	48.96	33.97	7.89	32.75	184	133	PEAK

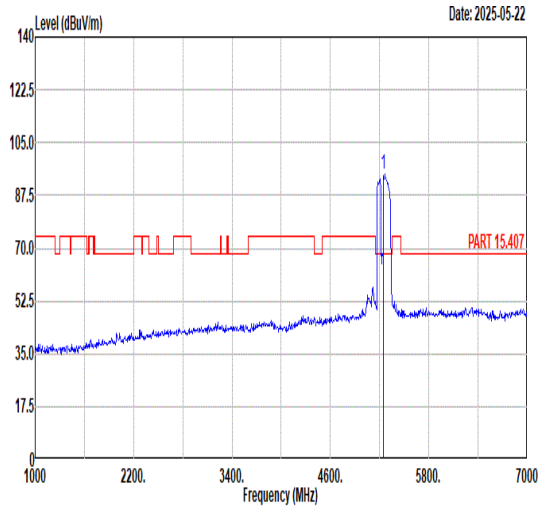

	Freq	Level	Limit Line	Margin	Read Level	Ant Factor	Cable Loss	Preamp Factor	APos	TPos	Remark
	MHz	dBuV/m	dBuV/m	dB	dBuV	dB/m	dB	dB	cm	deg	
1	5250.00	94.76	------	------	85.29	34.06	8.10	32.69	184	133	PEAK

Avg

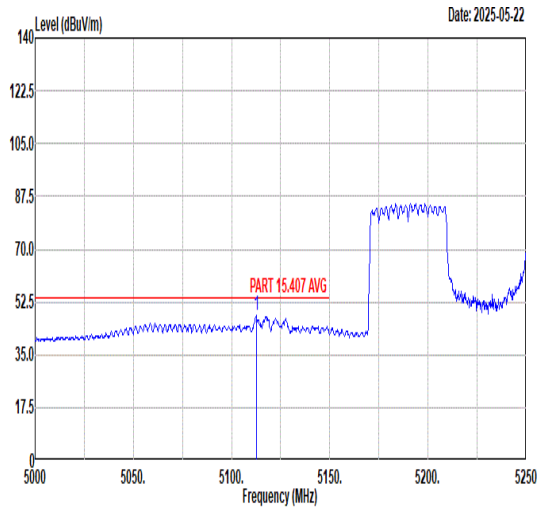

	Freq	Level	Limit Line	Margin	Read Level	Ant Factor	Cable Loss	Preamp Factor	APos	TPos	Remark
	MHz	dBuV/m	dBuV/m	dB	dBuV	dB/m	dB	dB	cm	deg	
1	5112.50	47.87	54.00	-6.13	38.76	33.97	7.89	32.75	184	133	AVERAGE

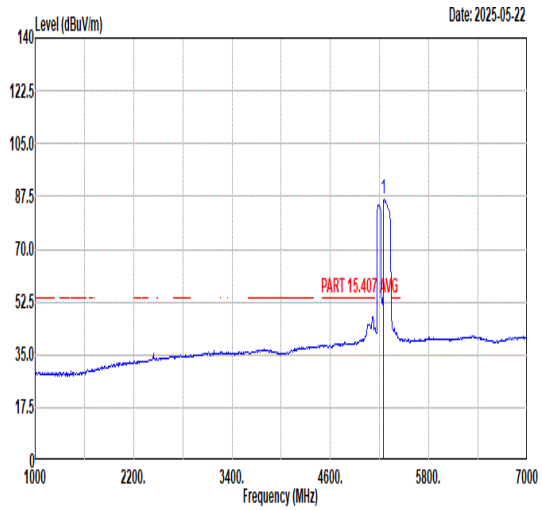

	Freq	Level	Limit Line	Margin	Read Level	Ant Factor	Cable Loss	Preamp Factor	APos	TPos	Remark
	MHz	dBuV/m	dBuV/m	dB	dBuV	dB/m	dB	dB	cm	deg	
1	5250.00	86.40	------	------	76.98	34.05	8.07	32.70	184	133	AVERAGE

Mode	70	
	Band Edge - R	
	U-NII-1_5.15-5.35_802.11be EHT160_CH50_Large RU 996+484 ❷ 5250MHz	
ANT	CDD 6+17	
Pol.	Horizontal	Fundamental
Peak	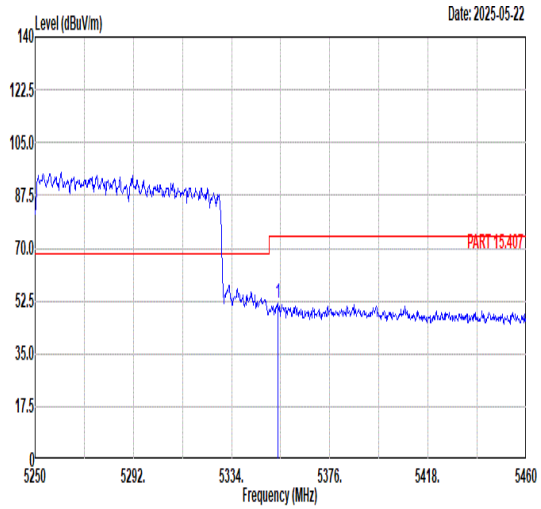	Blank
Avg	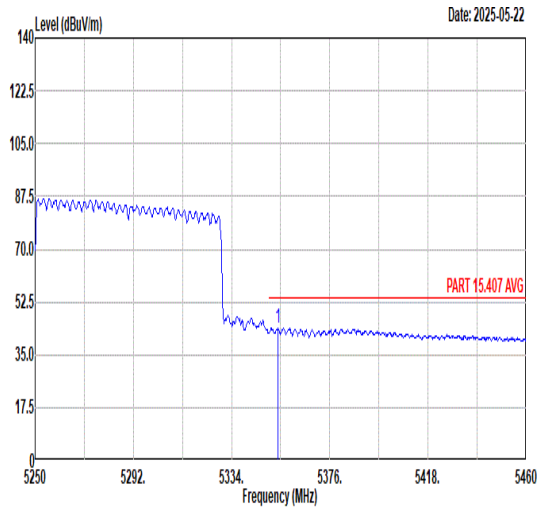	Blank

	Freq	Level	Limit Line	Margin	Read Level	Ant Factor	Cable Loss	Preamp Factor	APos	TPos	Remark
	MHz	dBuV/m	dBuV/m	dB	dBuV	dB/m	dB	dB	cm	deg	
1	5353.74	51.63	74.00	-22.37	41.84	34.11	8.34	32.66	184	133	PEAK

	Freq	Level	Limit Line	Margin	Read Level	Ant Factor	Cable Loss	Preamp Factor	APos	TPos	Remark
	MHz	dBuV/m	dBuV/m	dB	dBuV	dB/m	dB	dB	cm	deg	
1	5353.95	43.84	54.00	-10.16	34.05	34.11	8.34	32.66	184	133	AVERAGE

Mode	70
	Band Edge - L
	U-NII-1_5.15-5.35_802.11be EHT160_CH50_Large RU 996+484 ❷ 5250MHz
ANT	CDD 6+17

Pol.	Vertical	Fundamental
Peak	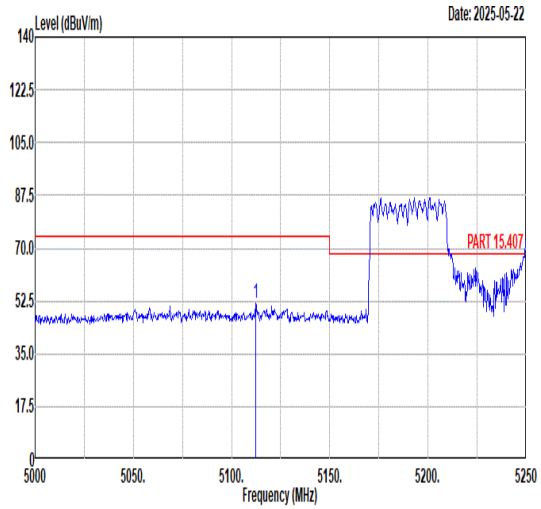	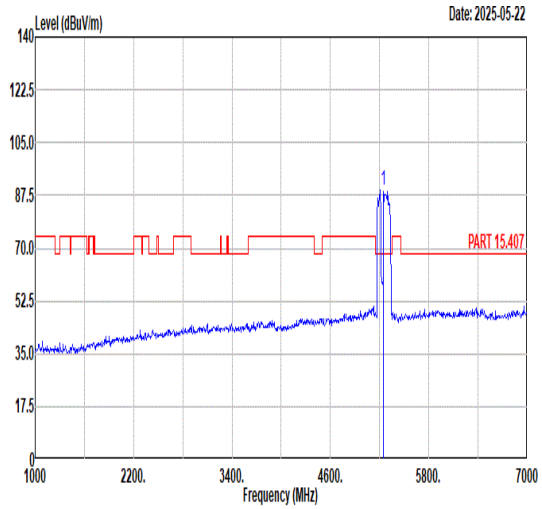
Avg	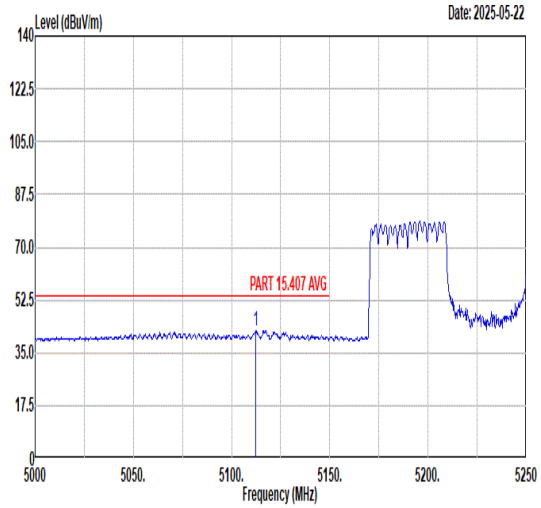	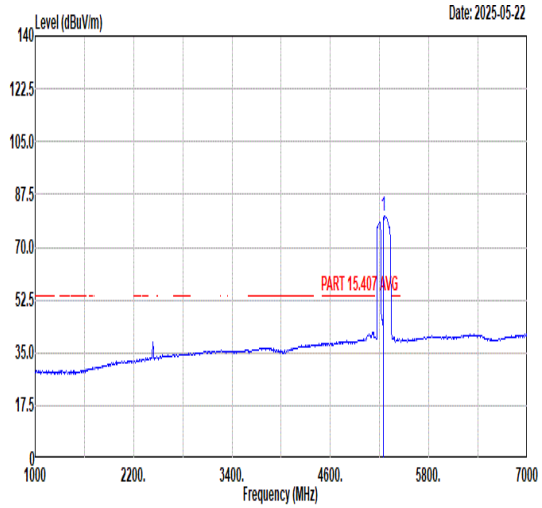

	Freq	Level	Limit Line	Margin	Read Level	Ant Factor	Cable Loss	Preamp Factor	APos	TPos	Remark
	MHz	dBuV/m	dBuV/m	dB	dBuV	dB/m	dB	dB	cm	deg	
1	5112.25	51.53	74.00	-22.47	42.42	33.97	7.89	32.75	286	252	PEAK

	Freq	Level	Limit Line	Margin	Read Level	Ant Factor	Cable Loss	Preamp Factor	APos	TPos	Remark
	MHz	dBuV/m	dBuV/m	dB	dBuV	dB/m	dB	dB	cm	deg	
1	5250.00	89.34	------	------	80.08	34.02	7.96	32.72	286	252	PEAK

	Freq	Level	Limit Line	Margin	Read Level	Ant Factor	Cable Loss	Preamp Factor	APos	TPos	Remark
	MHz	dBuV/m	dBuV/m	dB	dBuV	dB/m	dB	dB	cm	deg	
1	5112.25	42.52	54.00	-11.48	33.41	33.97	7.89	32.75	286	252	AVERAGE

	Freq	Level	Limit Line	Margin	Read Level	Ant Factor	Cable Loss	Preamp Factor	APos	TPos	Remark
	MHz	dBuV/m	dBuV/m	dB	dBuV	dB/m	dB	dB	cm	deg	
1	5250.00	80.42	------	------	71.00	34.05	8.07	32.70	286	252	AVERAGE

Mode	70	
	Band Edge - R	
	U-NII-1_5.15-5.35_802.11be EHT160_CH50_Large RU 996+484 ❷ 5250MHz	
ANT	CDD 6+17	
Pol.	Vertical	Fundamental
Peak	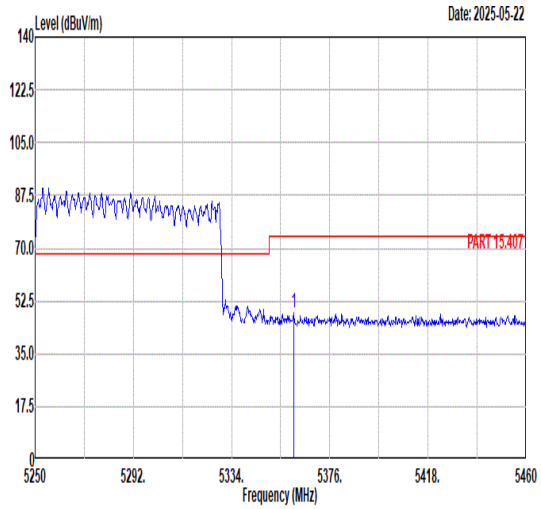 Freq Level Limit Line Margin Read Level Ant Factor Cable Loss Preamp Factor APos TPos Remark MHz dBuV/m dBuV/m dB dBuV dB/m dB dB cm deg 1 5360.46 48.71 74.00 -25.29 38.89 34.11 8.36 32.65 286 252 PEAK	Blank
Avg	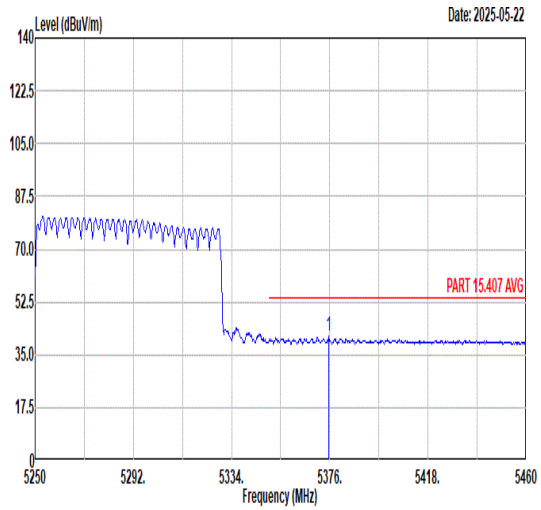 Freq Level Limit Line Margin Read Level Ant Factor Cable Loss Preamp Factor APos TPos Remark MHz dBuV/m dBuV/m dB dBuV dB/m dB dB cm deg 1 5375.58 41.25 54.00 -12.75 31.38 34.12 8.40 32.65 286 252 AVERAGE	Blank

Mode	71	
	Band Edge - L	
	U-NII-2C_5.47-5.725_802.11be EHT160_CH114_Large RU 996+484 ❹_5570MHz	
ANT	CDD 6+17	
Pol.	Horizontal	Fundamental

Peak

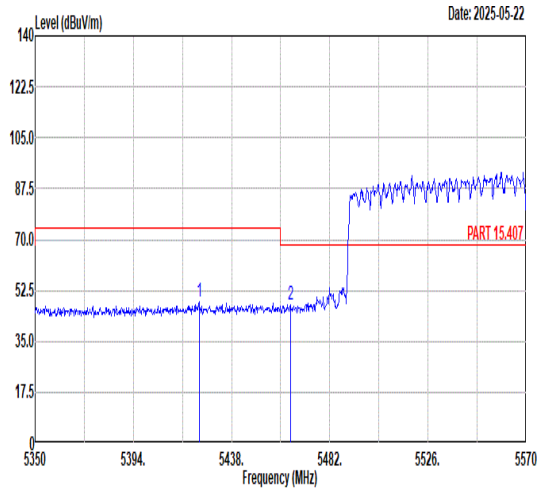

	Freq	Level	Limit Line	Margin	Read Level	Ant Factor	Cable Loss	Preamp Factor	APos	TPos	Remark
	MHz	dBuV/m	dBuV/m	dB	dBuV	dB/m	dB	dB	cm	deg	
1	5423.48	48.62	74.00	-25.38	38.64	34.15	8.46	32.63	250	126	PEAK
2	5464.40	47.35	68.30	-20.95	37.38	34.18	8.40	32.61	250	126	PEAK

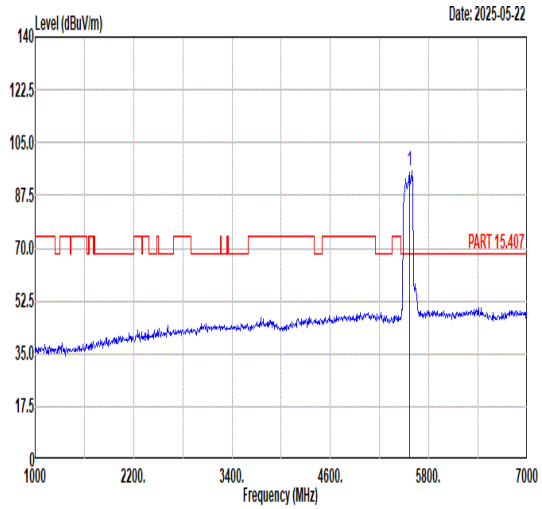

	Freq	Level	Limit Line	Margin	Read Level	Ant Factor	Cable Loss	Preamp Factor	APos	TPos	Remark
	MHz	dBuV/m	dBuV/m	dB	dBuV	dB/m	dB	dB	cm	deg	
1	5570.00	95.64	------	------	85.72	34.37	8.23	32.68	250	126	PEAK

Avg

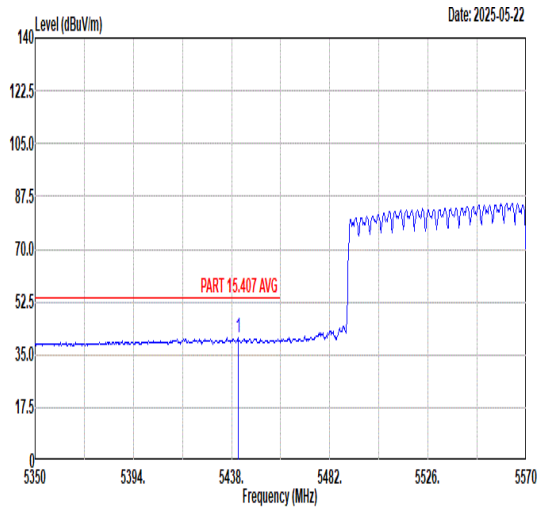

	Freq	Level	Limit Line	Margin	Read Level	Ant Factor	Cable Loss	Preamp Factor	APos	TPos	Remark
	MHz	dBuV/m	dBuV/m	dB	dBuV	dB/m	dB	dB	cm	deg	
1	5440.86	40.46	54.00	-13.54	30.49	34.16	8.43	32.62	250	126	AVERAGE

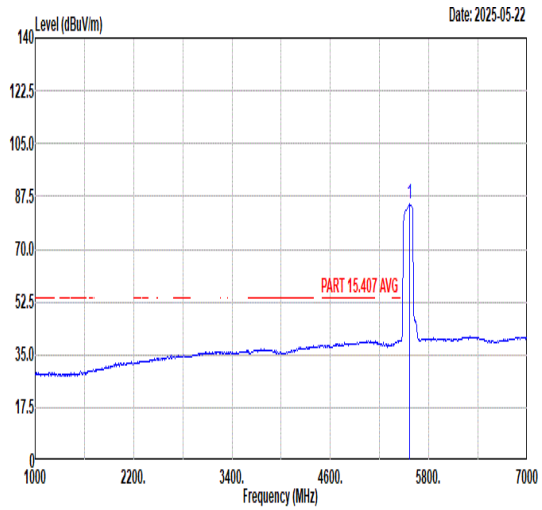

	Freq	Level	Limit Line	Margin	Read Level	Ant Factor	Cable Loss	Preamp Factor	APos	TPos	Remark
	MHz	dBuV/m	dBuV/m	dB	dBuV	dB/m	dB	dB	cm	deg	
1	5570.00	84.82	------	------	74.90	34.31	8.27	32.66	250	126	AVERAGE

Mode	71	
	Band Edge - R	
	U-NII-2C_5.47-5.725_802.11be EHT160_CH114_Large RU 996+484 ❹_5570MHz	
ANT	CDD 6+17	
Pol.	Horizontal	Fundamental
Peak	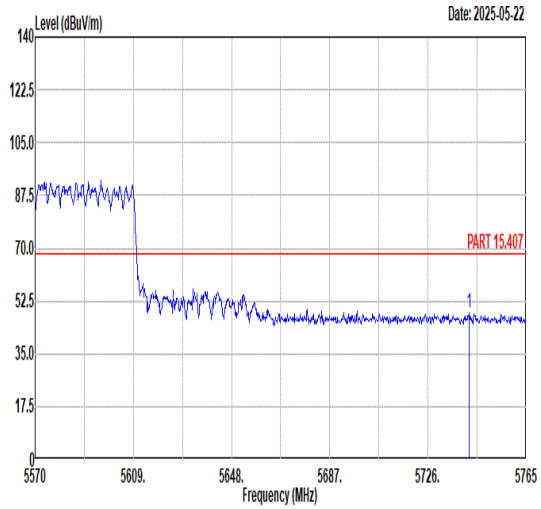	Blank

	Freq	Level	Limit Line	Margin	Read Level	Ant Factor	Cable Loss	Preamp Factor	APos	TPos	Remark
	MHz	dBuV/m	dBuV/m	dB	dBuV	dB/m	dB	dB	cm	deg	
1	5742.38	48.84	68.30	-19.46	38.26	34.63	8.74	32.79	250	126	PEAK

Mode	71	
	Band Edge - L	
	U-NII-2C_5.47-5.725_802.11be EHT160_CH114_Large RU 996+484 ❹_5570MHz	
ANT	CDD 6+17	
Pol.	Vertical	Fundamental

Peak

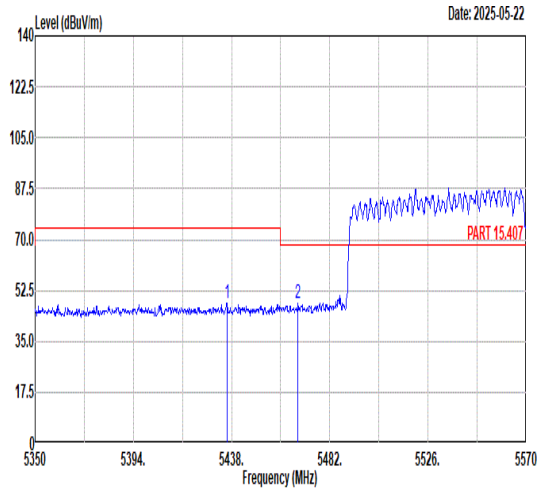

	Freq	Level	Limit Line	Margin	Read Level	Ant Factor	Cable Loss	Preamp Factor	APos	TPos	Remark
	MHz	dBuV/m	dBuV/m	dB	dBuV	dB/m	dB	dB	cm	deg	
1	5436.02	48.21	74.00	-25.79	38.23	34.16	8.44	32.62	286	252	PEAK
2	5467.70	47.86	68.30	-20.44	37.89	34.18	8.40	32.61	286	252	PEAK

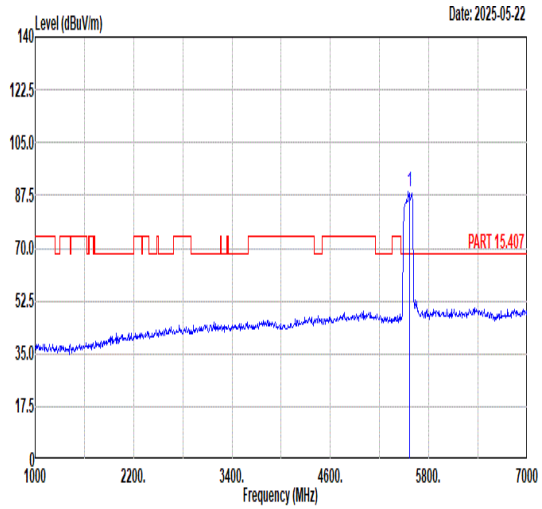

	Freq	Level	Limit Line	Margin	Read Level	Ant Factor	Cable Loss	Preamp Factor	APos	TPos	Remark
	MHz	dBuV/m	dBuV/m	dB	dBuV	dB/m	dB	dB	cm	deg	
1	5570.00	88.63	------	------	78.70	34.28	8.29	32.64	286	252	PEAK

Avg

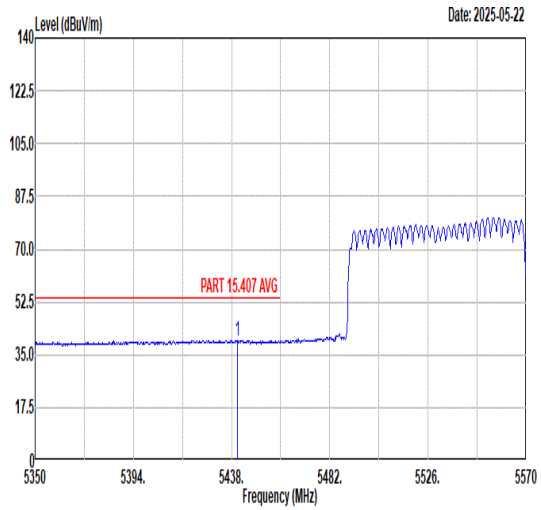

	Freq	Level	Limit Line	Margin	Read Level	Ant Factor	Cable Loss	Preamp Factor	APos	TPos	Remark
	MHz	dBuV/m	dBuV/m	dB	dBuV	dB/m	dB	dB	cm	deg	
1	5440.64	39.87	54.00	-14.13	29.89	34.16	8.44	32.62	286	252	AVERAGE

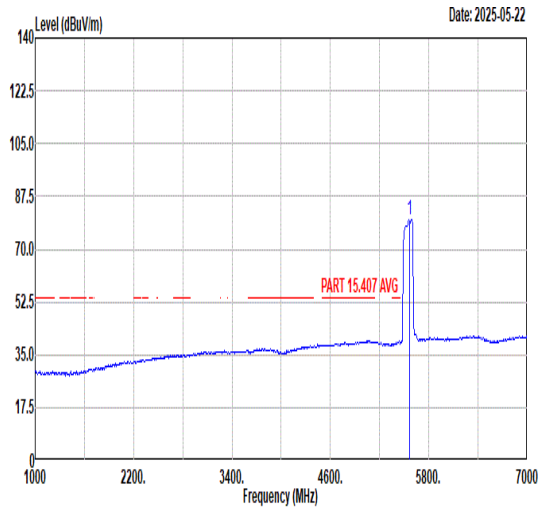

	Freq	Level	Limit Line	Margin	Read Level	Ant Factor	Cable Loss	Preamp Factor	APos	TPos	Remark
	MHz	dBuV/m	dBuV/m	dB	dBuV	dB/m	dB	dB	cm	deg	
1	5570.00	80.03	------	------	70.11	34.29	8.28	32.65	286	252	AVERAGE

Mode	71	
	Band Edge - R	
	U-NII-2C_5.47-5.725_802.11be EHT160_CH114_Large RU 996+484 ④_5570MHz	
ANT	CDD 6+17	
Pol.	Vertical	Fundamental
Peak	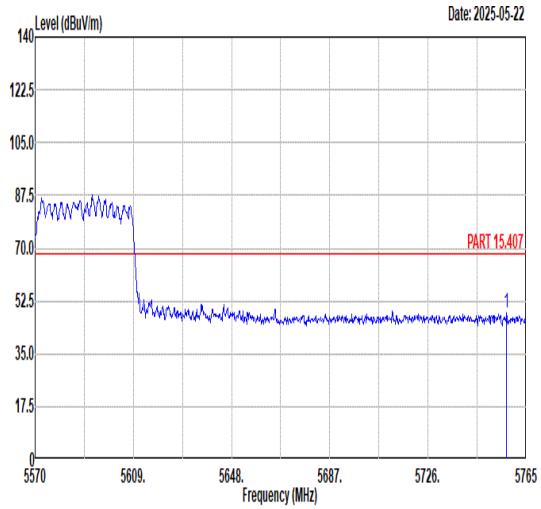	Blank

	Freq	Level	Limit Line	Margin	Read Level	Ant Factor	Cable Loss	Preamp Factor	APos	TPos	Remark
	MHz	dBuV/m	dBuV/m	dB	dBuV	dB/m	dB	dB	cm	deg	
1	5757.20	48.37	68.30	-19.93	37.72	34.66	8.79	32.80	286	252	PEAK

Mode	72	
	Band Edge - L	
	U-NII-3_5.725-5.85_802.11be EHT80_CH155_Large RU 484+242 ❹_5775MHz	
ANT	CDD 6+17	
Pol.	Horizontal	Fundamental

Peak

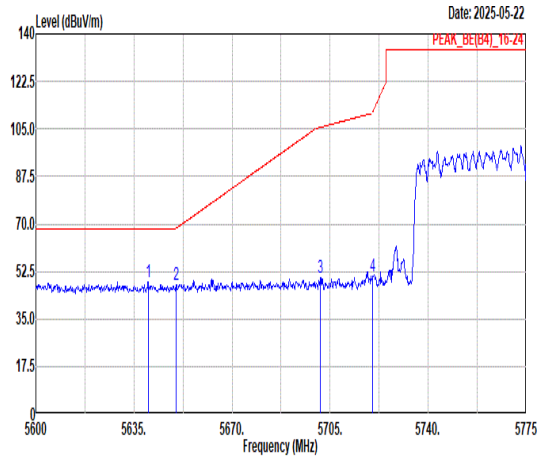

	Freq	Level	Limit Line	Margin	Read Level	Ant Factor	Cable Loss	Preamp Factor	APos	TPos	Remark
	MHz	dBuV/m	dBuV/m	dB	dBuV	dB/m	dB	dB	cm	deg	
1	5640.08	48.65	68.30	-19.65	38.55	34.45	8.36	32.71	250	126	PEAK
2	5650.05	47.42	68.34	-20.92	37.28	34.46	8.40	32.72	250	126	PEAK
3	5701.50	50.39	105.62	-55.23	40.00	34.56	8.59	32.76	250	126	PEAK
4	5720.23	50.48	111.31	-60.83	40.01	34.59	8.66	32.78	250	126	PEAK

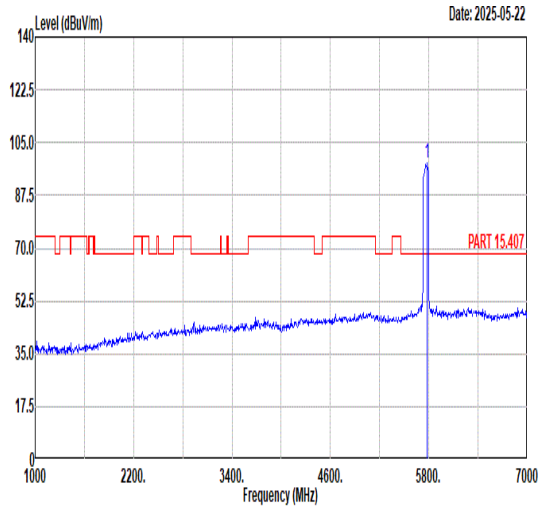

	Freq	Level	Limit Line	Margin	Read Level	Ant Factor	Cable Loss	Preamp Factor	APos	TPos	Remark
	MHz	dBuV/m	dBuV/m	dB	dBuV	dB/m	dB	dB	cm	deg	
1	5775.00	98.42	------	------	87.65	34.71	8.88	32.82	250	126	PEAK

Avg

Blank

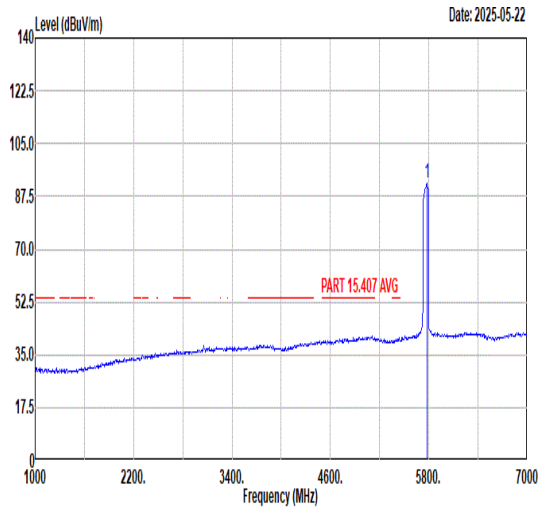

	Freq	Level	Limit Line	Margin	Read Level	Ant Factor	Cable Loss	Preamp Factor	APos	TPos	Remark
	MHz	dBuV/m	dBuV/m	dB	dBuV	dB/m	dB	dB	cm	deg	
1	5775.00	91.89	------	------	81.16	34.69	8.86	32.82	250	126	AVERAGE

Mode	72	
	Band Edge - R	
	U-NII-3_5.725-5.85_802.11be EHT80_CH155_Large RU 484+242 ❹ 5775MHz	
ANT	CDD 6+17	
Pol.	Horizontal	Fundamental
Peak	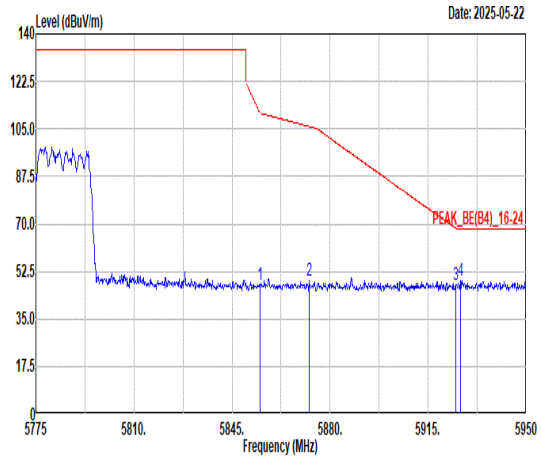 Freq Level Limit Line Margin Read Level Ant Factor Cable Loss Preamp Factor APos TPos Remark MHz dBuV/m dBuV/m dB dBuV dB/m dB dB cm deg 1 5854.98 47.76 110.86 -63.10 36.93 34.84 8.87 32.88 250 126 PEAK 2 5872.65 49.21 105.86 -56.65 38.38 34.87 8.85 32.89 250 126 PEAK 3 5924.98 47.36 68.22 -20.86 36.53 34.97 8.79 32.93 250 126 PEAK 4 5926.55 49.00 68.30 -19.30 38.17 34.97 8.79 32.93 250 126 PEAK	Blank

Mode	72	
	Band Edge - L	
	U-NII-3_5.725-5.85_802.11be EHT80_CH155_Large RU 484+242 ❹_5775MHz	
ANT	CDD 6+17	
Pol.	Vertical	Fundamental
Peak	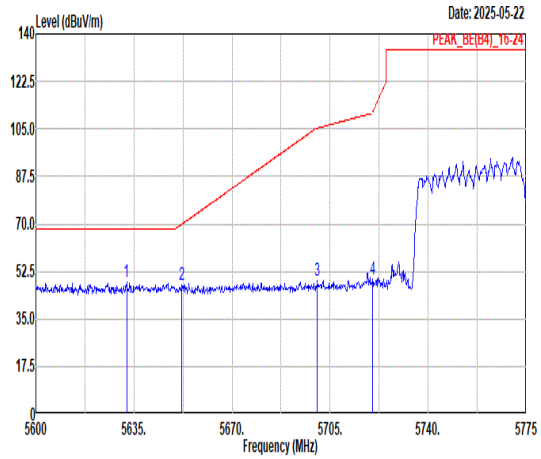	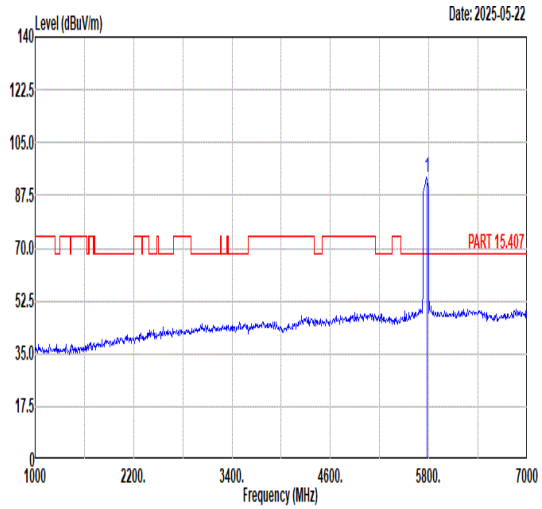
Avg	Blank	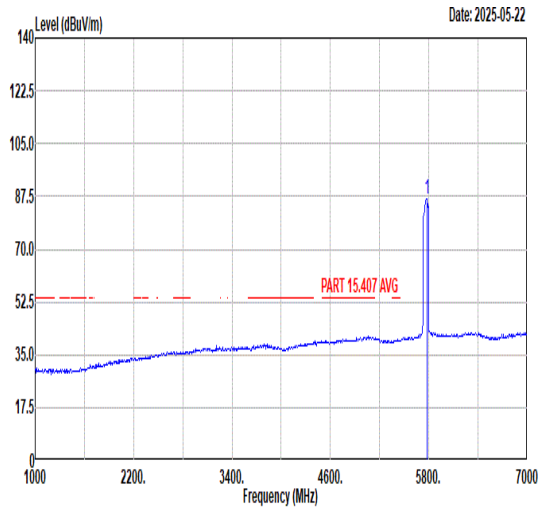

	Freq	Level	Limit Line	Margin	Read Level	Ant Factor	Cable Loss	Preamp Factor	APos	TPos	Remark
	MHz	dBuV/m	dBuV/m	dB	dBuV	dB/m	dB	dB	cm	deg	
1	5632.38	48.39	68.30	-19.91	38.34	34.43	8.33	32.71	344	259	PEAK
2	5652.15	47.54	69.89	-22.35	37.38	34.47	8.41	32.72	344	259	PEAK
3	5700.45	49.28	105.33	-56.05	38.90	34.56	8.58	32.76	344	259	PEAK
4	5720.05	49.72	110.91	-61.19	39.25	34.59	8.66	32.78	344	259	PEAK

	Freq	Level	Limit Line	Margin	Read Level	Ant Factor	Cable Loss	Preamp Factor	APos	TPos	Remark
	MHz	dBuV/m	dBuV/m	dB	dBuV	dB/m	dB	dB	cm	deg	
1	5775.00	93.41	------	------	82.70	34.68	8.84	32.81	344	259	PEAK

	Freq	Level	Limit Line	Margin	Read Level	Ant Factor	Cable Loss	Preamp Factor	APos	TPos	Remark
	MHz	dBuV/m	dBuV/m	dB	dBuV	dB/m	dB	dB	cm	deg	
1	5775.00	86.85	------	------	76.12	34.69	8.86	32.82	344	259	AVERAGE

Mode	72	
	Band Edge - R	
	U-NII-3_5.725-5.85_802.11be EHT80_CH155_Large RU 484+242 ④ 5775MHz	
ANT	CDD 6+17	
Pol.	Vertical	Fundamental
Peak	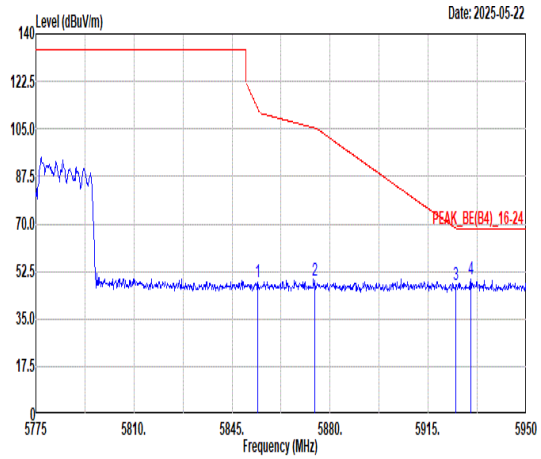 Freq Level Limit Line Margin Read Level Ant Factor Cable Loss Preamp Factor APos TPos Remark MHz dBuV/m dBuV/m dB dBuV dB/m dB dB cm deg 1 5854.28 48.52 112.45 -63.93 37.69 34.84 8.87 32.88 344 259 PEAK 2 5874.58 49.38 105.32 -55.94 38.55 34.87 8.85 32.89 344 259 PEAK 3 5924.98 47.70 68.22 -20.52 36.87 34.97 8.79 32.93 344 259 PEAK 4 5930.23 49.67 68.30 -18.63 38.85 34.98 8.78 32.94 344 259 PEAK	Blank

Mode	73	
	Band Edge - L	
	CO-TX	
ANT	CDD 6+17	
Pol.	Horizontal	Fundamental

Peak

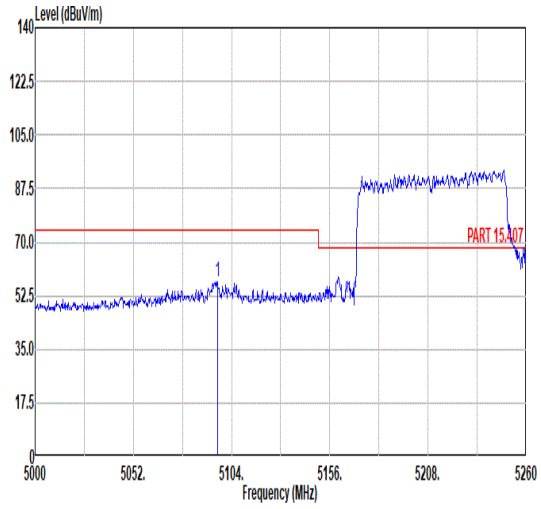

	Freq	Level	Limit Line	Margin	Read Level	Ant Factor	Cable Loss	Preamp Factor	APos	TPos	Remark
	MHz	dBuV/m	dBuV/m	dB	dBuV	dB/m	dB	dB	cm	deg	
1	5096.46	57.19	74.00	-16.81	46.56	33.96	8.92	32.25	148	180	Peak

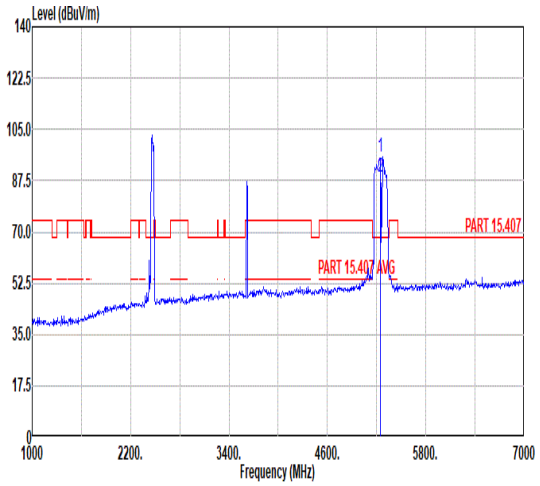

	Freq	Level	Limit Line	Margin	Read Level	Ant Factor	Cable Loss	Preamp Factor	APos	TPos	Remark
	MHz	dBuV/m	dBuV/m	dB	dBuV	dB/m	dB	dB	cm	deg	
1	5250.00	95.43	------	------	84.50	34.05	9.07	32.19	148	180	Peak
2	5250.00	88.54	------	------	77.61	34.05	9.07	32.19	148	180	Average

Avg

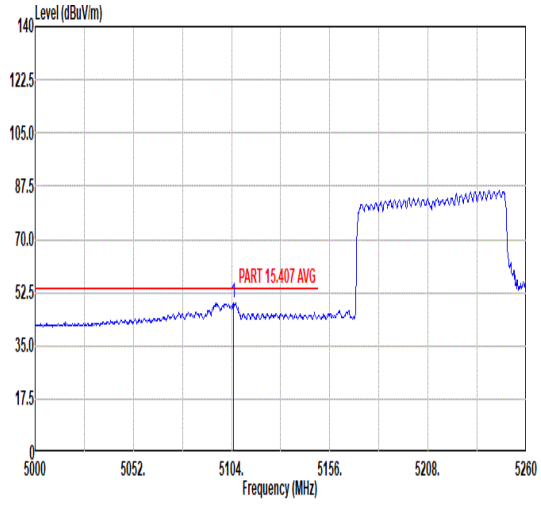

	Freq	Level	Limit Line	Margin	Read Level	Ant Factor	Cable Loss	Preamp Factor	APos	TPos	Remark
	MHz	dBuV/m	dBuV/m	dB	dBuV	dB/m	dB	dB	cm	deg	
1	5105.04	49.10	54.00	-4.90	38.47	33.96	8.92	32.25	148	180	Average

Blank

Remark: All signals exceeding the limit are fundamental frequency signals and can be ignored.

Mode	73	
	Band Edge - R	
	CO-TX	
ANT	CDD 6+17	
Pol.	Horizontal	Fundamental
Peak	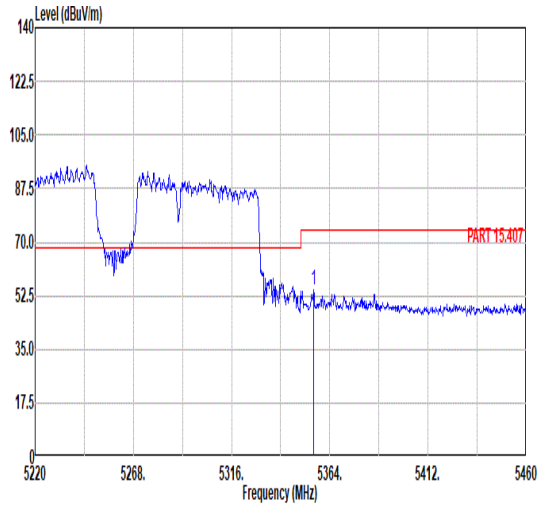	Blank
Avg	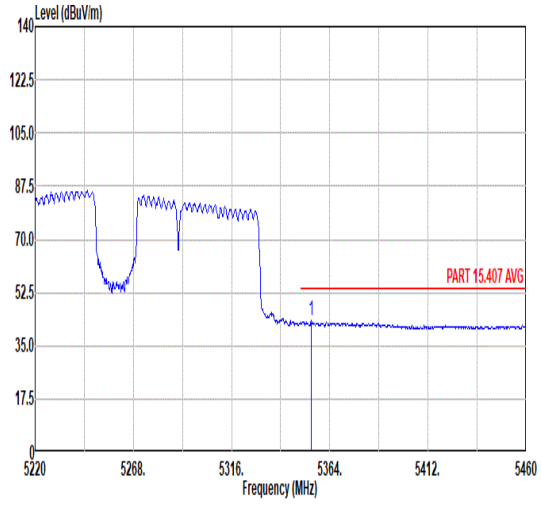	Blank

	Freq	Level	Limit Line	Margin	Read Level	Ant Factor	Cable Loss	Preamp Factor	APos	TPos	Remark
	MHz	dBuV/m	dBuV/m	dB	dBuV	dB/m	dB	dB	cm	deg	
1	5356.08	54.29	74.00	-19.71	43.14	34.11	9.22	32.18	148	180	Peak

	Freq	Level	Limit Line	Margin	Read Level	Ant Factor	Cable Loss	Preamp Factor	APos	TPos	Remark
	MHz	dBuV/m	dBuV/m	dB	dBuV	dB/m	dB	dB	cm	deg	
1	5354.88	43.10	54.00	-10.90	31.95	34.11	9.22	32.18	148	180	Average

Mode	73	
	Band Edge - L	
	CO-TX	
ANT	CDD 6+17	
Pol.	Vertical	Fundamental

Peak

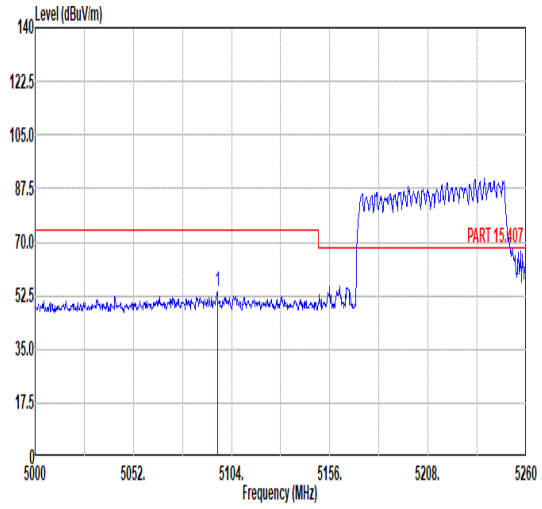

	Freq	Level	Limit Line	Margin	Read Level	Ant Factor	Cable Loss	Preamp Factor	APos	TPos	Remark
	MHz	dBuV/m	dBuV/m	dB	dBuV	dB/m	dB	dB	cm	deg	
1	5096.46	53.82	74.00	-20.18	43.19	33.96	8.92	32.25	152	269	Peak

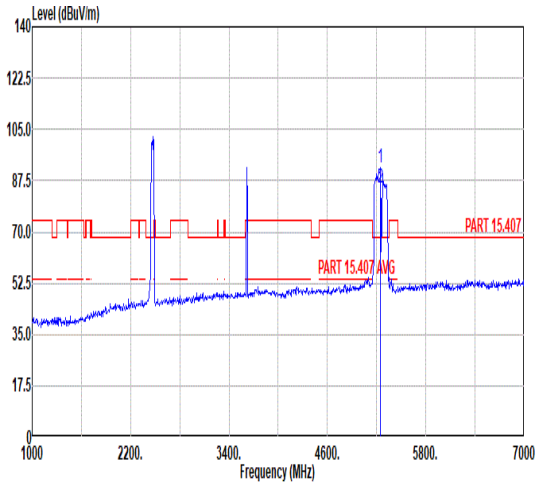

	Freq	Level	Limit Line	Margin	Read Level	Ant Factor	Cable Loss	Preamp Factor	APos	TPos	Remark
	MHz	dBuV/m	dBuV/m	dB	dBuV	dB/m	dB	dB	cm	deg	
1	5250.00	91.95	------	------	81.02	34.05	9.07	32.19	152	269	Peak
2	5250.00	85.28	------	------	74.35	34.05	9.07	32.19	152	269	Average

Avg

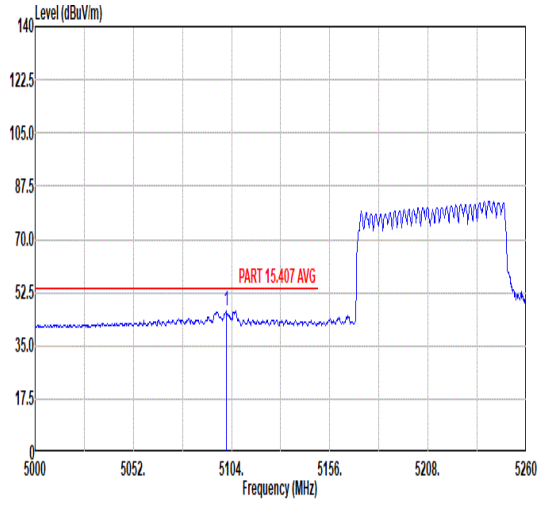

	Freq	Level	Limit Line	Margin	Read Level	Ant Factor	Cable Loss	Preamp Factor	APos	TPos	Remark
	MHz	dBuV/m	dBuV/m	dB	dBuV	dB/m	dB	dB	cm	deg	
1	5101.14	46.36	54.00	-7.64	35.73	33.96	8.92	32.25	152	269	Average

Blank

Remark: All signals exceeding the limit are fundamental frequency signals and can be ignored.

Mode	73	
	Band Edge - R	
	CO-TX	
ANT	CDD 6+17	
Pol.	Vertical	Fundamental
Peak	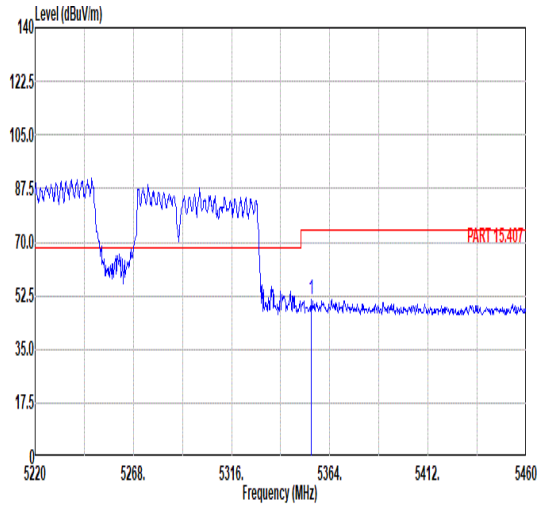 Freq Level Limit Line Margin Read Level Ant Factor Cable Loss Preamp Factor APos TPos Remark MHz dBuV/m dBuV/m dB dBuV dB/m dB dB cm deg 1 5355.12 51.34 74.00 -22.66 40.19 34.11 9.22 32.18 152 269 Peak	Blank
Avg	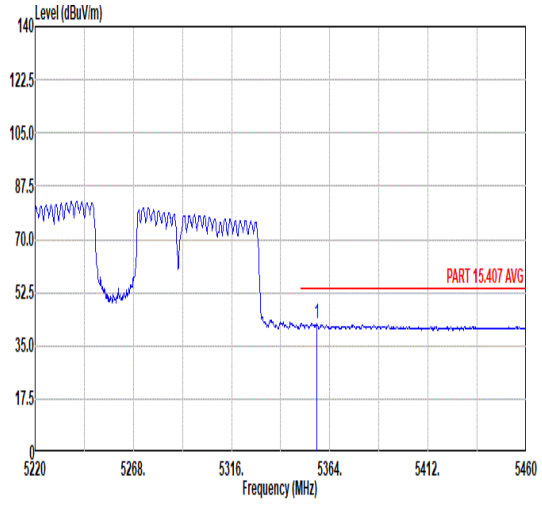 Freq Level Limit Line Margin Read Level Ant Factor Cable Loss Preamp Factor APos TPos Remark MHz dBuV/m dBuV/m dB dBuV dB/m dB dB cm deg 1 5357.52 42.38 54.00 -11.62 31.22 34.11 9.23 32.18 152 269 Average	Blank

Mode	73	
	Band Edge	
	CO-TX	
ANT	8	
Pol.	Horizontal	Fundamental

Peak

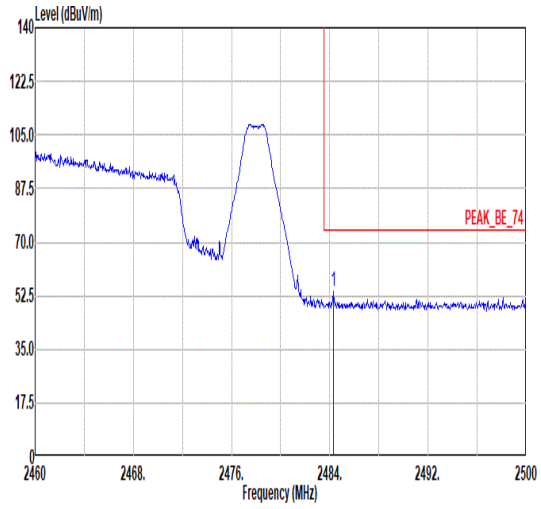

	Freq	Level	Limit Line	Margin	Read Level	Ant Factor	Cable Loss	Preamp Factor	APos	TPos	Remark
	MHz	dBuV/m	dBuV/m	dB	dBuV	dB/m	dB	dB	cm	deg	
1	2484.28	53.71	74.00	-20.29	49.25	30.49	7.43	33.46	134	134	Peak

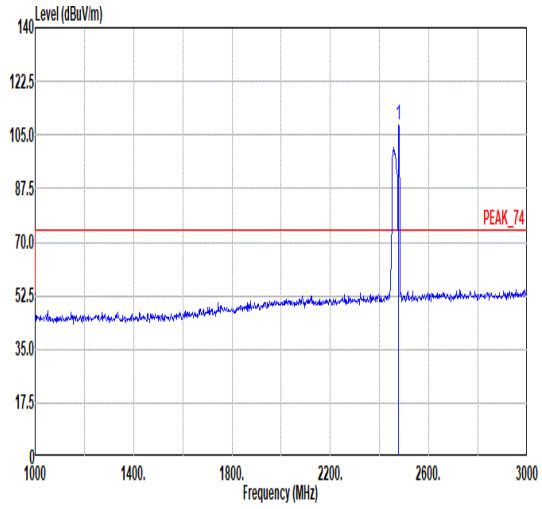

	Freq	Level	Limit Line	Margin	Read Level	Ant Factor	Cable Loss	Preamp Factor	APos	TPos	Remark
	MHz	dBuV/m	dBuV/m	dB	dBuV	dB/m	dB	dB	cm	deg	
1	2478.00	108.51	------	------	104.06	30.49	7.42	33.46	134	134	Peak

Avg

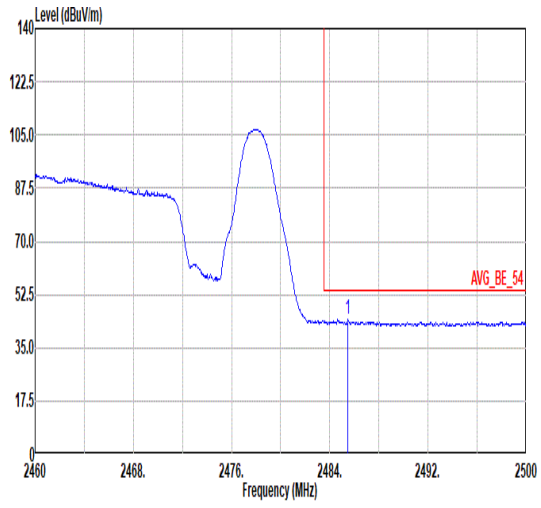

	Freq	Level	Limit Line	Margin	Read Level	Ant Factor	Cable Loss	Preamp Factor	APos	TPos	Remark
	MHz	dBuV/m	dBuV/m	dB	dBuV	dB/m	dB	dB	cm	deg	
1	2485.48	44.49	54.00	-9.51	40.03	30.49	7.43	33.46	134	134	Average

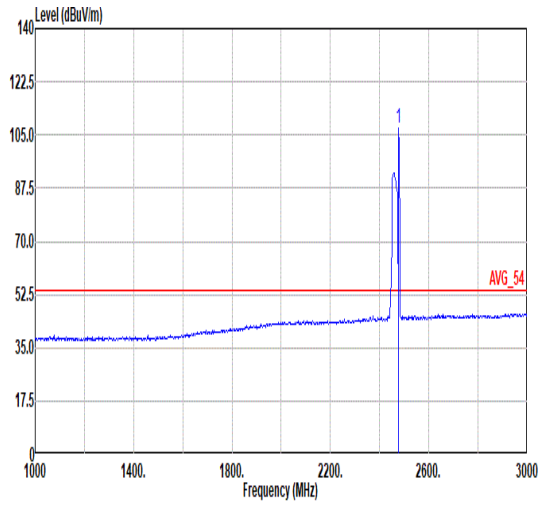

	Freq	Level	Limit Line	Margin	Read Level	Ant Factor	Cable Loss	Preamp Factor	APos	TPos	Remark
	MHz	dBuV/m	dBuV/m	dB	dBuV	dB/m	dB	dB	cm	deg	
1	2478.00	107.38	------	------	102.93	30.49	7.42	33.46	134	134	Average

Mode	73	
	Band Edge	
	CO-TX	
ANT	8	
Pol.	Vertical	Fundamental

Peak

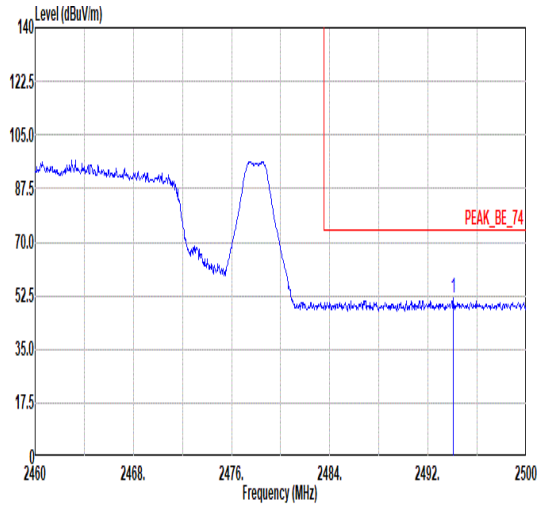

	Freq	Level	Limit Line	Margin	Read Level	Ant Factor	Cable Loss	Preamp Factor	APos	TPos	Remark
	MHz	dBuV/m	dBuV/m	dB	dBuV	dB/m	dB	dB	cm	deg	
1	2494.08	51.79	74.00	-22.21	47.30	30.50	7.44	33.45	277	41	Peak

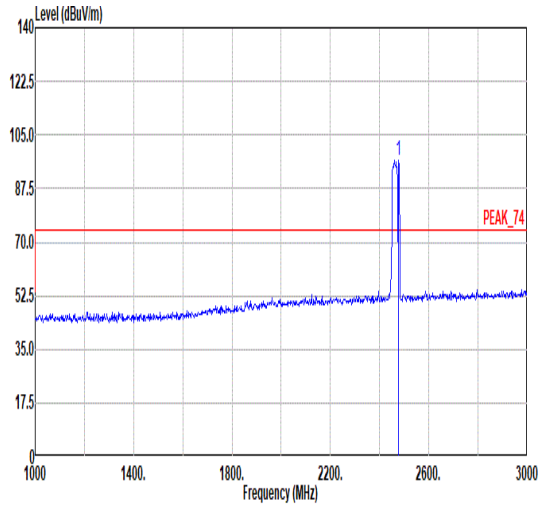

	Freq	Level	Limit Line	Margin	Read Level	Ant Factor	Cable Loss	Preamp Factor	APos	TPos	Remark
	MHz	dBuV/m	dBuV/m	dB	dBuV	dB/m	dB	dB	cm	deg	
1	2478.00	96.82	------	------	92.37	30.49	7.42	33.46	277	41	Peak

Avg

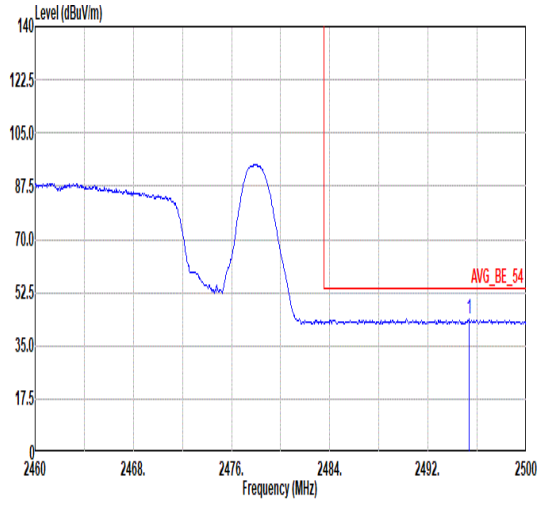

	Freq	Level	Limit Line	Margin	Read Level	Ant Factor	Cable Loss	Preamp Factor	APos	TPos	Remark
	MHz	dBuV/m	dBuV/m	dB	dBuV	dB/m	dB	dB	cm	deg	
1	2495.32	43.68	54.00	-10.32	39.19	30.50	7.44	33.45	277	41	Average

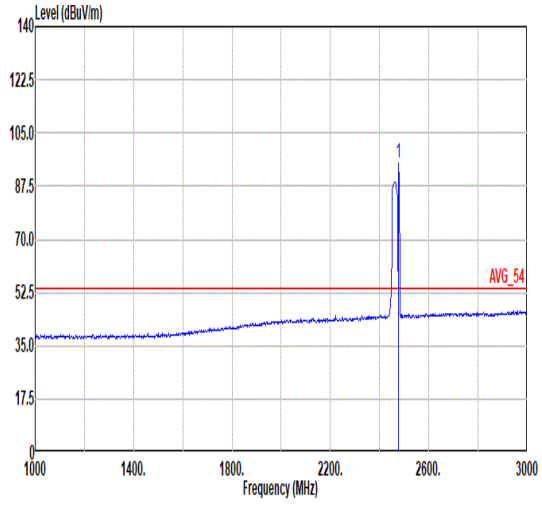

	Freq	Level	Limit Line	Margin	Read Level	Ant Factor	Cable Loss	Preamp Factor	APos	TPos	Remark
	MHz	dBuV/m	dBuV/m	dB	dBuV	dB/m	dB	dB	cm	deg	
1	2478.00	95.20	------	------	90.75	30.49	7.42	33.46	277	41	Average

Mode	73	
	Band Edge	
	CO-TX	
ANT	10	
Pol.	Horizontal	Fundamental

Peak

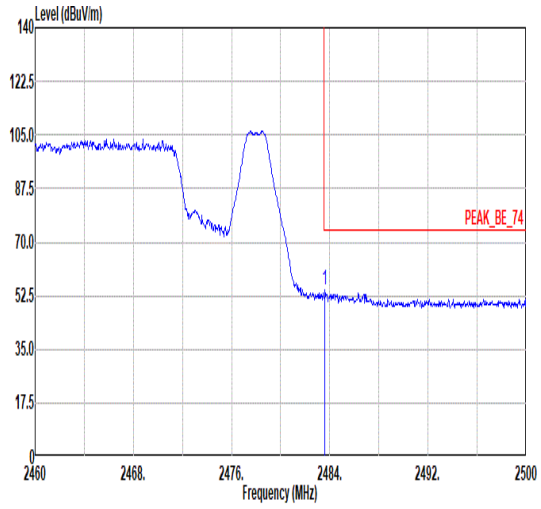

	Freq	Level	Limit Line	Margin	Read Level	Ant Factor	Cable Loss	Preamp Factor	APos	TPos	Remark
	MHz	dBuV/m	dBuV/m	dB	dBuV	dB/m	dB	dB	cm	deg	
1	2483.60	54.17	74.00	-19.83	49.71	30.49	7.43	33.46	250	57	Peak

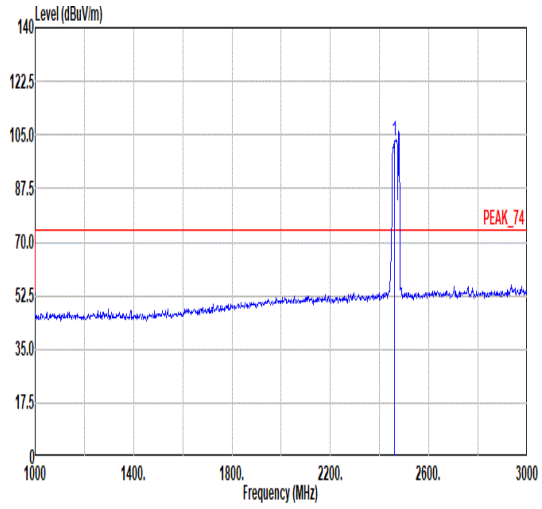

	Freq	Level	Limit Line	Margin	Read Level	Ant Factor	Cable Loss	Preamp Factor	APos	TPos	Remark
	MHz	dBuV/m	dBuV/m	dB	dBuV	dB/m	dB	dB	cm	deg	
1	2462.00	103.16	------	------	98.75	30.48	7.40	33.47	250	57	Peak

Avg

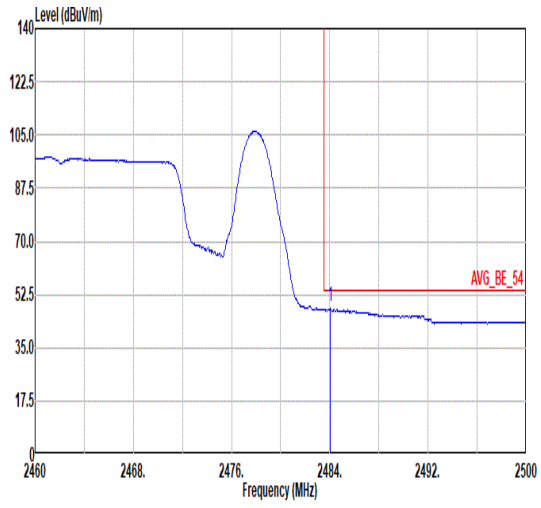

	Freq	Level	Limit Line	Margin	Read Level	Ant Factor	Cable Loss	Preamp Factor	APos	TPos	Remark
	MHz	dBuV/m	dBuV/m	dB	dBuV	dB/m	dB	dB	cm	deg	
1	2484.04	48.57	54.00	-5.43	44.11	30.49	7.43	33.46	250	57	Average

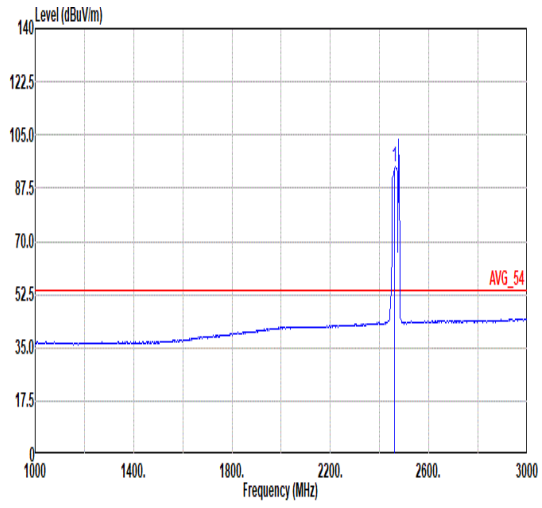

	Freq	Level	Limit Line	Margin	Read Level	Ant Factor	Cable Loss	Preamp Factor	APos	TPos	Remark
	MHz	dBuV/m	dBuV/m	dB	dBuV	dB/m	dB	dB	cm	deg	
1	2462.00	94.36	------	------	89.95	30.48	7.40	33.47	250	57	Average

Mode	73	
	Band Edge	
	CO-TX	
ANT	10	
Pol.	Vertical	Fundamental

Peak

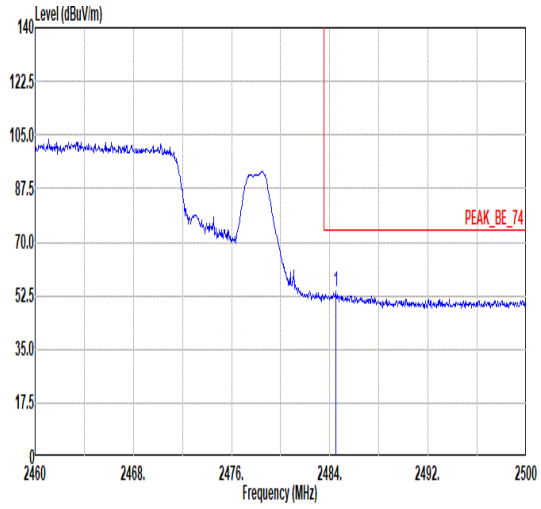

	Freq	Level	Limit Line	Margin	Read Level	Ant Factor	Cable Loss	Preamp Factor	APos	TPos	Remark
	MHz	dBuV/m	dBuV/m	dB	dBuV	dB/m	dB	dB	cm	deg	
1	2484.52	53.77	74.00	-20.23	49.31	30.49	7.43	33.46	374	233	Peak

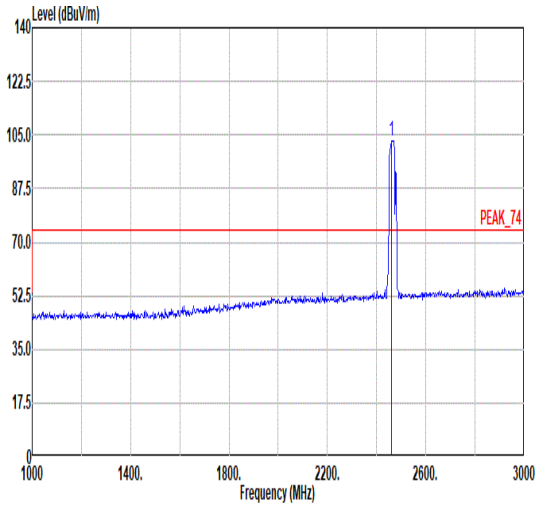

	Freq	Level	Limit Line	Margin	Read Level	Ant Factor	Cable Loss	Preamp Factor	APos	TPos	Remark
	MHz	dBuV/m	dBuV/m	dB	dBuV	dB/m	dB	dB	cm	deg	
1	2462.00	103.02	------	------	98.61	30.48	7.40	33.47	374	233	Peak

Avg

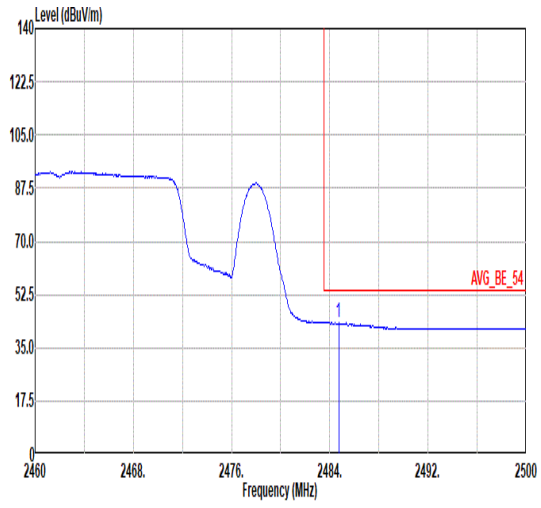

	Freq	Level	Limit Line	Margin	Read Level	Ant Factor	Cable Loss	Preamp Factor	APos	TPos	Remark
	MHz	dBuV/m	dBuV/m	dB	dBuV	dB/m	dB	dB	cm	deg	
1	2484.72	43.36	54.00	-10.64	38.90	30.49	7.43	33.46	374	233	Average

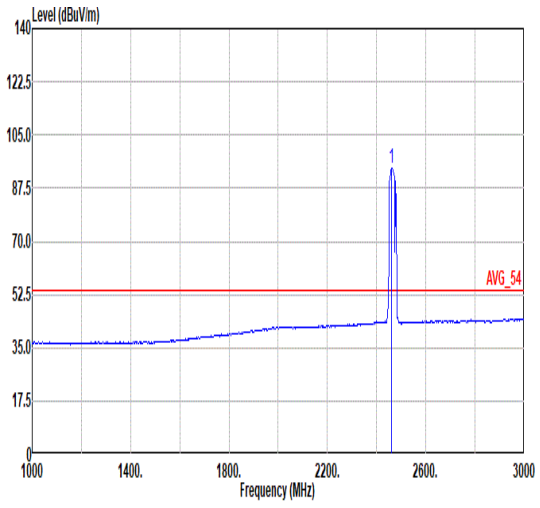

	Freq	Level	Limit Line	Margin	Read Level	Ant Factor	Cable Loss	Preamp Factor	APos	TPos	Remark
	MHz	dBuV/m	dBuV/m	dB	dBuV	dB/m	dB	dB	cm	deg	
1	2462.00	94.13	------	------	89.72	30.48	7.40	33.47	374	233	Average

Mode	73
	Harmonic
	CO-TX
ANT	CDD 6+17

Pol.	Horizontal	Vertical

Peak

Avg

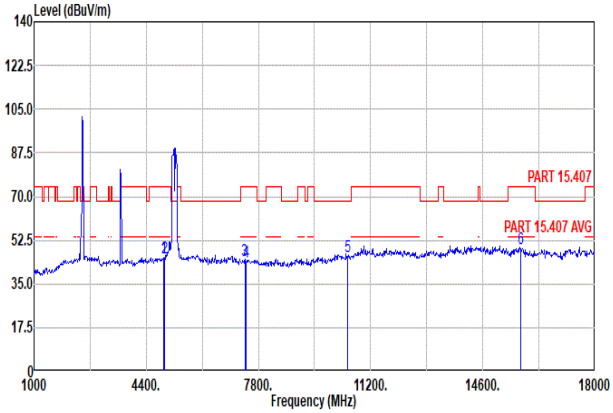

	Freq	Level	Limit Line	Margin	Read Level	Ant Factor	Cable Loss	Preamp Factor	APos	TPos	Remark
	MHz	dBuV/m	dBuV/m	dB	dBuV	dB/m	dB	dB	cm	deg	
1	4924.00	45.41	74.00	-28.59	34.89	33.87	8.87	32.22	--	--	Peak
2	4956.00	45.67	74.00	-28.33	35.17	33.88	8.86	32.24	--	--	Peak
3	7386.00	44.50	74.00	-29.50	31.27	36.30	10.50	33.57	--	--	Peak
4	7434.00	43.95	74.00	-30.05	30.73	36.30	10.52	33.60	--	--	Peak
5	10500.00	45.97	68.30	-22.33	29.81	37.49	12.34	33.67	--	--	Peak
6	15750.00	49.07	74.00	-24.93	26.83	39.50	14.99	32.25	--	--	Peak

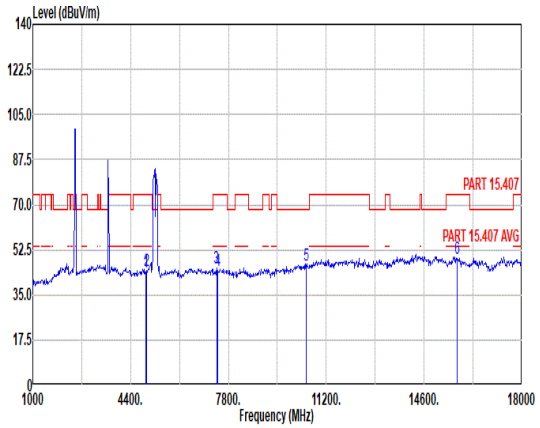

	Freq	Level	Limit Line	Margin	Read Level	Ant Factor	Cable Loss	Preamp Factor	APos	TPos	Remark
	MHz	dBuV/m	dBuV/m	dB	dBuV	dB/m	dB	dB	cm	deg	
1	4924.00	44.06	74.00	-29.94	33.54	33.87	8.87	32.22	--	--	Peak
2	4956.00	44.42	74.00	-29.58	33.92	33.88	8.86	32.24	--	--	Peak
3	7386.00	45.20	74.00	-28.80	31.97	36.30	10.50	33.57	--	--	Peak
4	7434.00	44.42	74.00	-29.58	31.20	36.30	10.52	33.60	--	--	Peak
5	10500.00	46.26	68.30	-22.04	30.10	37.49	12.34	33.67	--	--	Peak
6	15750.00	48.90	74.00	-25.10	26.66	39.50	14.99	32.25	--	--	Peak

Remark: All signals exceeding the limit are fundamental frequency signals and can be ignored.

Mode	74
	LF
	U-NII-1_5.15-5.35_802.11be EHT160_CH50_Puncturing 20M 5_5250MHz
ANT	CDD 6+17

Pol.	Horizontal	Vertical

QP/ Peak

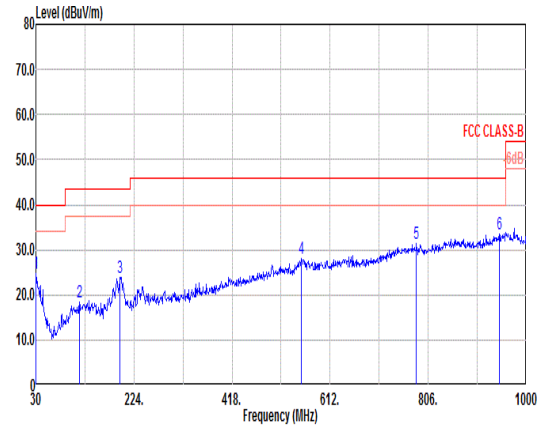

	Freq	Level	Limit Line	Margin	Read Level	Ant Factor	Cable Loss	Preamp Factor	APos	TPos	Remark
	MHz	dBuV/m	dBuV/m	dB	dBuV	dB/m	dB	dB	cm	deg	
1	30.00	24.71	40.00	-15.29	30.39	25.29	0.53	31.50	---	---	Peak
2	116.33	18.49	43.50	-25.01	31.50	17.56	1.10	31.67	---	---	Peak
3	196.84	23.90	43.50	-19.60	39.03	14.96	1.42	31.51	---	---	Peak
4	555.74	28.06	46.00	-17.94	29.96	26.91	2.47	31.28	---	---	Peak
5	782.72	31.45	46.00	-14.55	30.80	28.81	2.91	31.07	---	---	Peak
6	946.65	33.48	46.00	-12.52	29.87	31.24	3.23	30.86	---	---	Peak

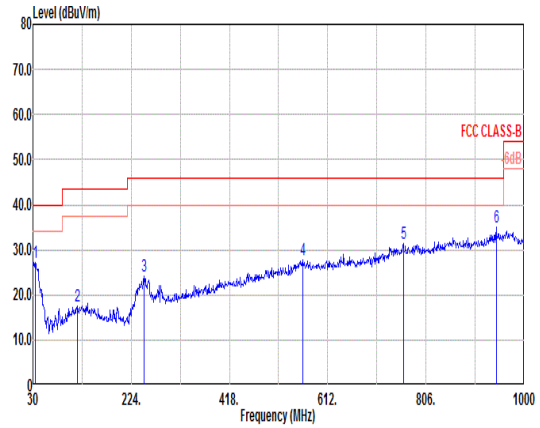

	Freq	Level	Limit Line	Margin	Read Level	Ant Factor	Cable Loss	Preamp Factor	APos	TPos	Remark
	MHz	dBuV/m	dBuV/m	dB	dBuV	dB/m	dB	dB	cm	deg	
1	34.85	27.29	40.00	-12.71	35.69	22.72	0.57	31.69	---	---	Peak
2	118.27	17.61	43.50	-25.89	30.50	17.66	1.11	31.66	---	---	Peak
3	249.22	24.18	46.00	-21.82	35.31	18.72	1.65	31.50	---	---	Peak
4	563.50	27.91	46.00	-18.09	29.79	26.88	2.49	31.25	---	---	Peak
5	761.38	31.31	46.00	-14.69	30.58	28.88	2.87	31.02	---	---	Peak
6	944.71	35.11	46.00	-10.89	31.62	31.14	3.22	30.87	---	---	Peak

Mode	75
	LF
	U-NII-3_5.725-5.85_802.11be EHT20_CH165_Full_5825MHz
ANT	CDD 6+17

Pol.	Horizontal	Vertical

QP/ Peak

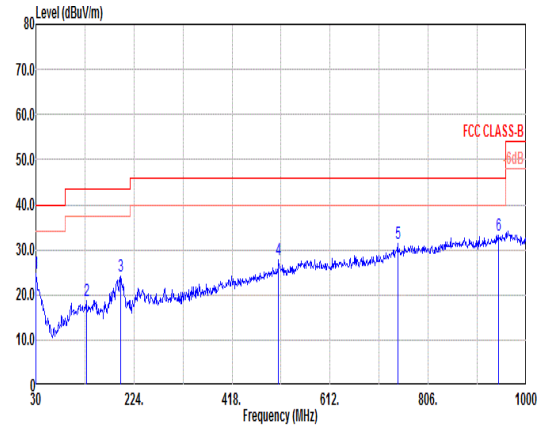

	Freq	Level	Limit Line	Margin	Read Level	Ant Factor	Cable Loss	Preamp Factor	APos	TPos	Remark
	MHz	dBuV/m	dBuV/m	dB	dBuV	dB/m	dB	dB	cm	deg	
1	30.00	24.62	40.00	-15.38	30.30	25.29	0.53	31.50	---	---	Peak
2	129.91	18.61	43.50	-24.89	31.29	17.80	1.16	31.64	---	---	Peak
3	197.81	24.18	43.50	-19.32	39.28	14.98	1.42	31.50	---	---	Peak
4	510.15	27.78	46.00	-18.22	32.43	24.29	2.36	31.30	---	---	Peak
5	745.86	31.31	46.00	-14.69	30.77	28.71	2.84	31.01	---	---	Peak
6	945.68	33.20	46.00	-12.80	29.65	31.19	3.22	30.86	---	---	Peak

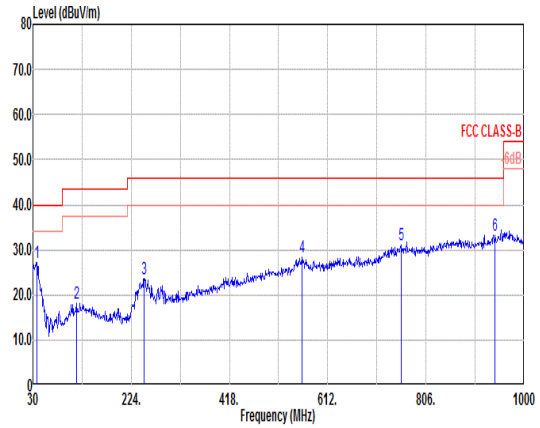

	Freq	Level	Limit Line	Margin	Read Level	Ant Factor	Cable Loss	Preamp Factor	APos	TPos	Remark
	MHz	dBuV/m	dBuV/m	dB	dBuV	dB/m	dB	dB	cm	deg	
1	37.76	27.14	40.00	-12.86	37.04	21.21	0.59	31.70	---	---	Peak
2	116.33	18.08	43.50	-25.42	31.09	17.56	1.10	31.67	---	---	Peak
3	249.22	23.69	46.00	-22.31	34.82	18.72	1.65	31.50	---	---	Peak
4	560.59	28.28	46.00	-17.72	30.06	27.00	2.48	31.26	---	---	Peak
5	756.53	31.03	46.00	-14.97	30.33	28.85	2.86	31.01	---	---	Peak
6	942.77	33.17	46.00	-12.83	29.77	31.05	3.22	30.87	---	---	Peak

Appendix D. Duty Cycle Plots

Antenna	Band	Duty Cycle(%)	T(ms)	1/T(kHz)	VBW Setting
6	802.11a	96.53	1.390	0.719	1KHz
6	802.11be EHT20	95.37	1.030	0.971	1KHz
6	802.11be EHT40	91.53	0.540	1.852	3KHz
6	802.11be EHT80	86.49	0.320	3.125	10KHZ
6	802.11be EHT160	89.83	0.530	1.887	3KHz
17	802.11a	96.53	1.390	0.7197	1KHz
17	802.11be EHT20	94.44	1.020	0.9807	1KHz
17	802.11be EHT40	91.67	0.550	1.8187	3KHz
17	802.11be EHT80	86.49	0.320	3.125	10KHZ
17	802.11be EHT160	91.38	0.530	1.887	3KHz

<Ant. 6>

802.11a

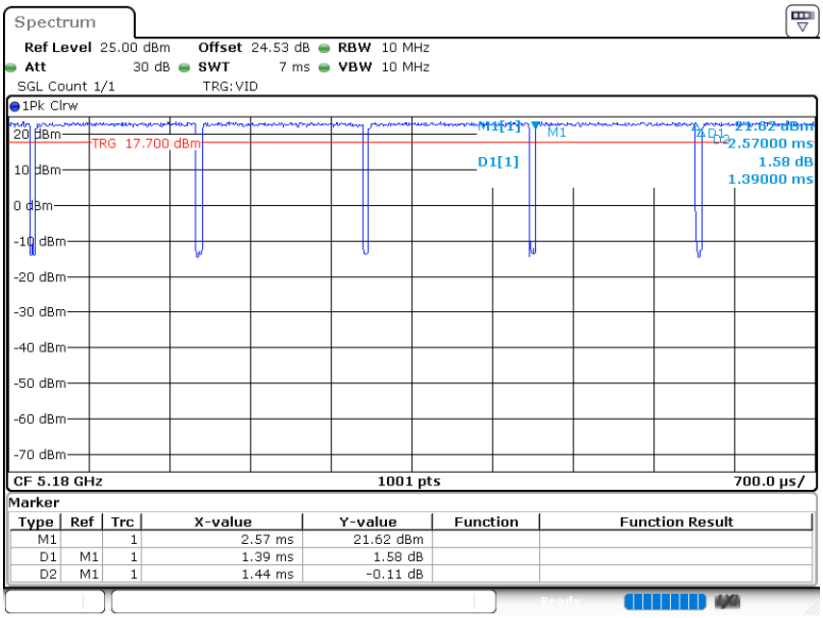

802.11be EHT20

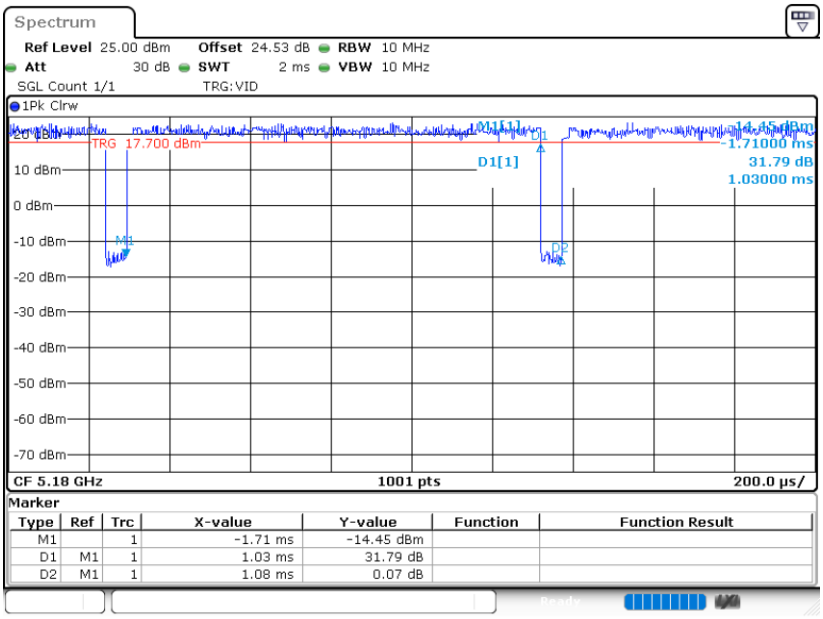

802.11be EHT40

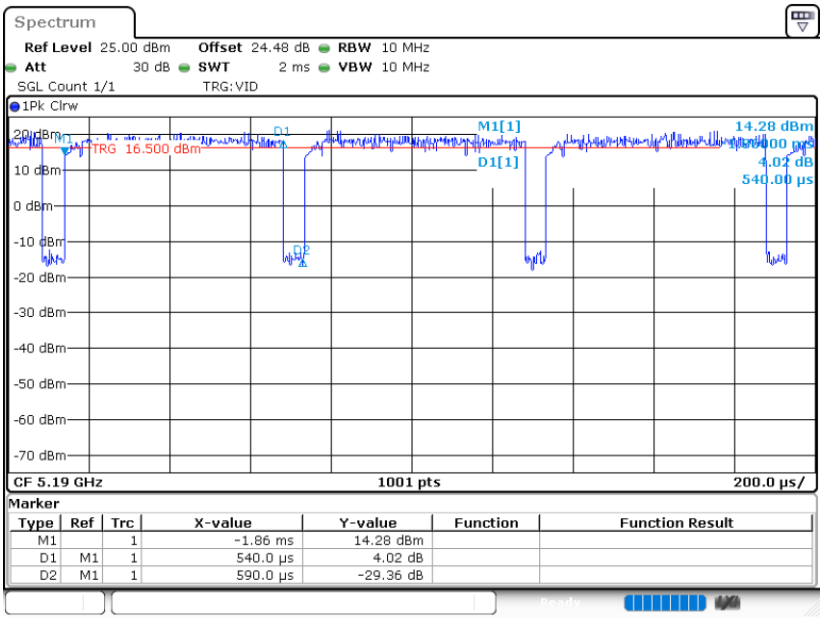

802.11be EHT80

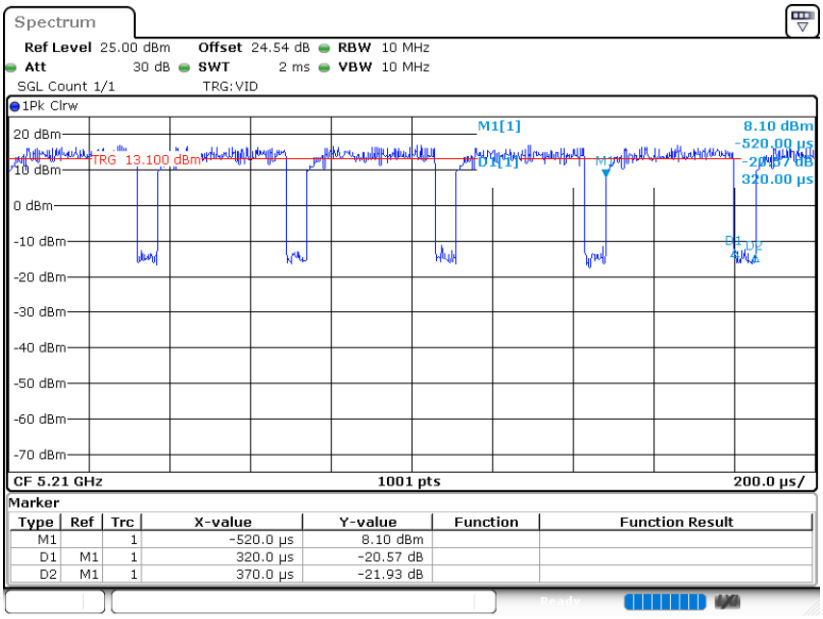

802.11be EHT160

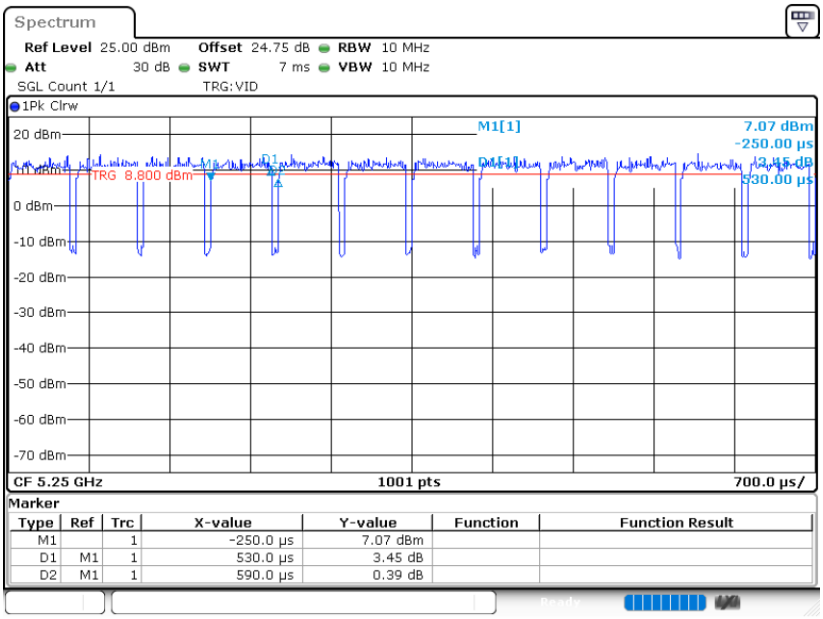

<Ant. 17>

802.11a

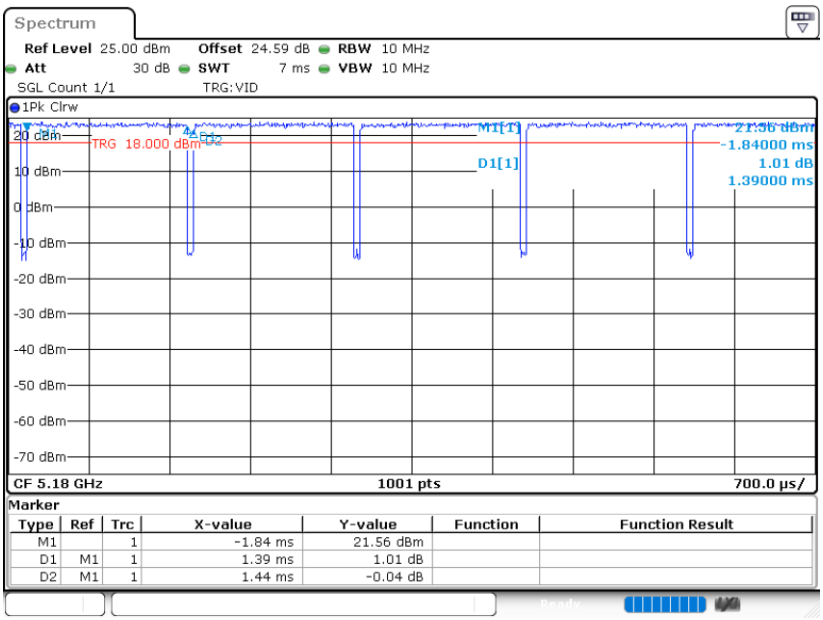

802.11be EHT20

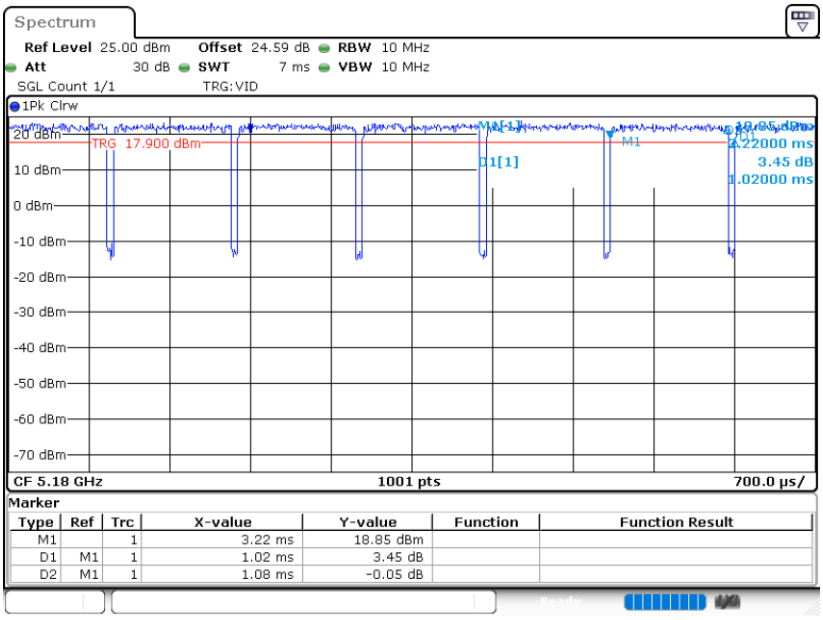

802.11be EHT40

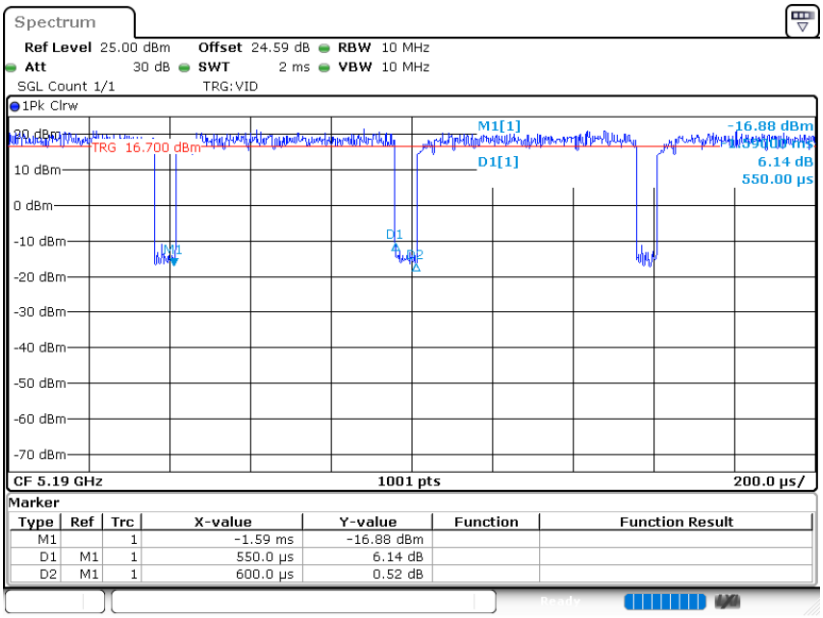

802.11be EHT80

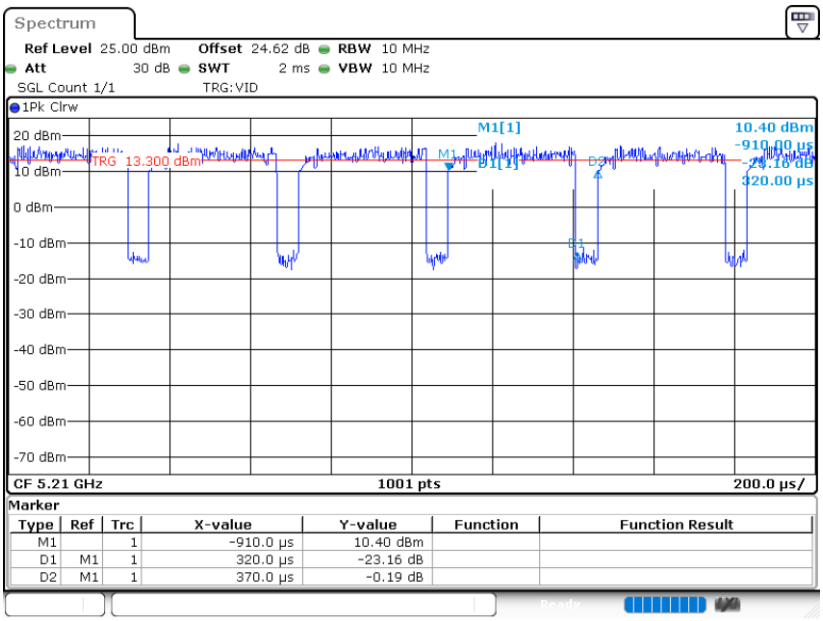
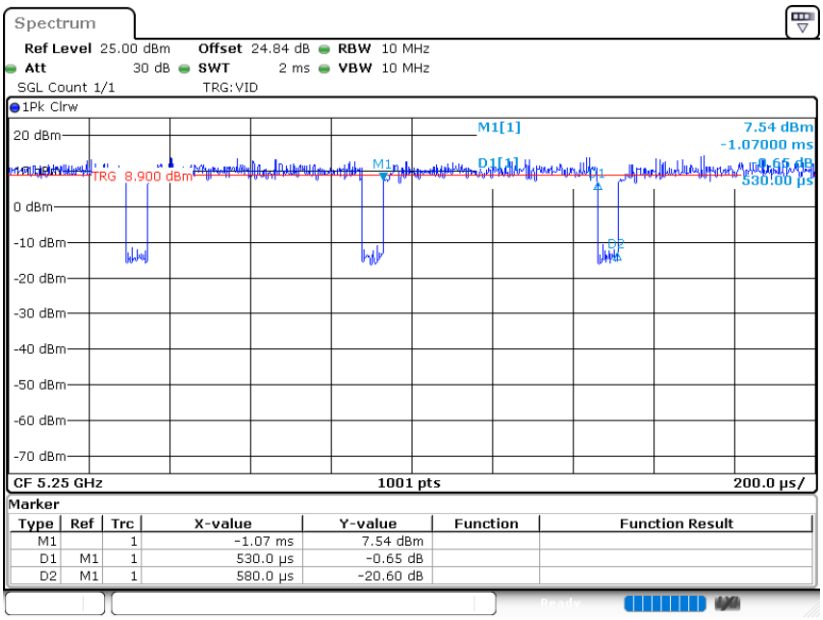
802.11be EHT160