



Appendix B. SAR Plots of SAR Measurement

The SAR plots for highest measured SAR in each exposure configuration, wireless mode and frequency band combination, and measured SAR > 1.5 W/kg are shown as follows.

P01 GSM850_GPRS12_Left Cheek_Ant1

DUT: 190719C19

Communication System: GPRS12; Frequency: 836.4 MHz; Duty Cycle: 1:2

Medium: H07T10N1_0725 Medium parameters used: $f = 836.4$ MHz; $\sigma = 0.917$ S/m; $\epsilon_r = 40.64$; $\rho = 1000$ kg/m³

Ambient Temperature : 23.6 °C ; Liquid Temperature : 23.3 °C

DASY5 Configuration:

- Probe: EX3DV4 - SN7472; ConvF(10.13, 10.13, 10.13); Calibrated: 2018/08/29
- Sensor-Surface: 1.4mm (Mechanical Surface Detection)
- Electronics: DAE3 Sn579; Calibrated: 2018/08/27
- Phantom: Twin SAM Phantom_1823; Type: QD000P40CD;
- Measurement SW: DASY52, Version 52.10 (2); SEMCAD X Version 14.6.12 (7470)

- **Area Scan (81x141x1):** Interpolated grid: dx=1.500 mm, dy=1.500 mm

Maximum value of SAR (interpolated) = 0.847 W/kg

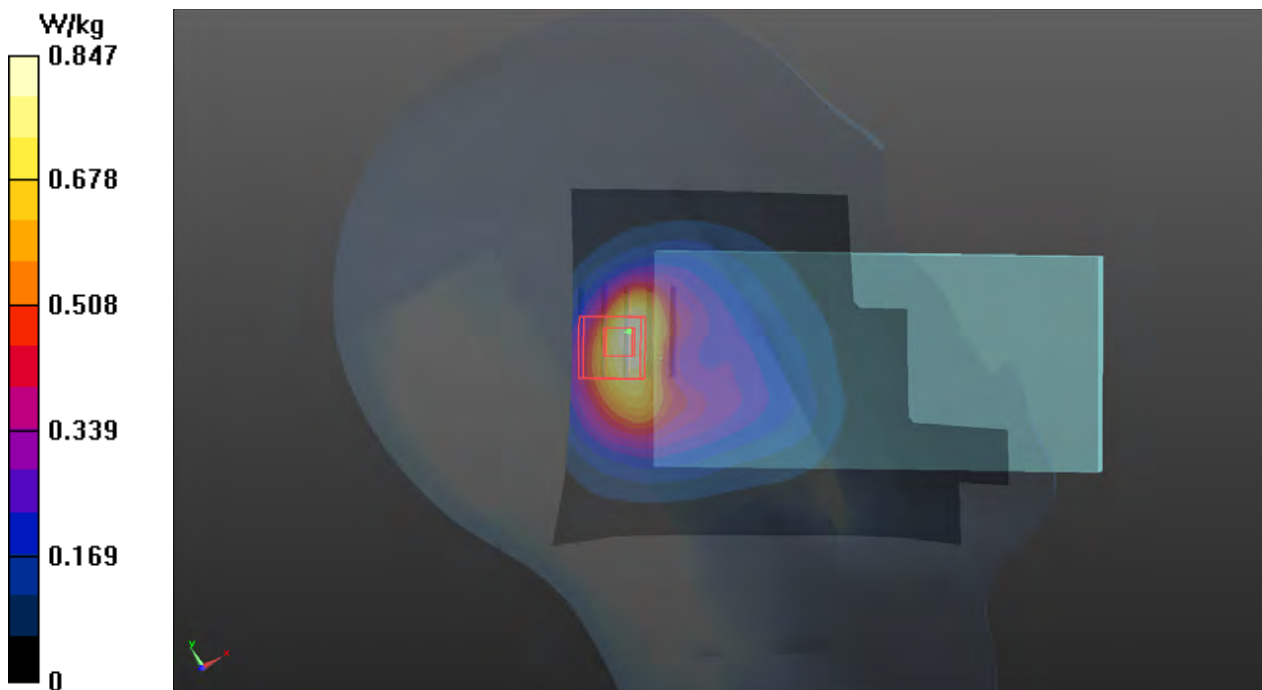
- **Zoom Scan (5x5x7)/Cube 0:** Measurement grid: dx=8mm, dy=8mm, dz=5mm

Reference Value = 31.31 V/m; Power Drift = 0.01 dB

Peak SAR (extrapolated) = 1.21 W/kg

SAR(1 g) = 0.524 W/kg; SAR(10 g) = 0.281 W/kg

Maximum value of SAR (measured) = 0.924 W/kg



P02 GSM1900_GPRS12_Right Tilted_Ch810_Ant1

DUT: 190719C19

Communication System: GPRS12; Frequency: 1909.8 MHz; Duty Cycle: 1:2

Medium: H16T20N1_0805 Medium parameters used: $f = 1910$ MHz; $\sigma = 1.457$ S/m; $\epsilon_r = 39.212$; $\rho = 1000$ kg/m³


Ambient Temperature : 23.7 °C ; Liquid Temperature : 23.1 °C

DASY5 Configuration:

- Probe: EX3DV4 - SN7537; ConvF(8.13, 8.13, 8.13); Calibrated: 2019/06/18
- Sensor-Surface: 1.4mm (Mechanical Surface Detection)
- Electronics: DAE4 Sn1585; Calibrated: 2019/06/07
- Phantom: SAM Phantom_1982; Type: QD 000 P41 Ax; Serial: 1982
- Measurement SW: DASY52, Version 52.10 (2); SEMCAD X Version 14.6.12 (7470)

- **Area Scan (81x141x1)**: Interpolated grid: dx=1.500 mm, dy=1.500 mm
Maximum value of SAR (interpolated) = 1.71 W/kg

- **Zoom Scan (5x5x7)/Cube 0**: Measurement grid: dx=8mm, dy=8mm, dz=5mm
Reference Value = 0.8660 V/m; Power Drift = 0.12 dB
Peak SAR (extrapolated) = 1.60 W/kg
SAR(1 g) = 0.672 W/kg; SAR(10 g) = 0.343 W/kg
Maximum value of SAR (measured) = 1.22 W/kg



P03 WCDMA II_RMC12.2K_Right Tilted_Ch9400_Ant1

DUT: 190719C19

Communication System: WCDMA; Frequency: 1880 MHz; Duty Cycle: 1:1

Medium: H16T20N1_0805 Medium parameters used: $f = 1880$ MHz; $\sigma = 1.43$ S/m; $\epsilon_r = 39.272$; $\rho = 1000$ kg/m³


Ambient Temperature : 23.7 °C ; Liquid Temperature : 23.1 °C

DASY5 Configuration:

- Probe: EX3DV4 - SN7537; ConvF(8.13, 8.13, 8.13); Calibrated: 2019/06/18
- Sensor-Surface: 1.4mm (Mechanical Surface Detection)
- Electronics: DAE4 Sn1585; Calibrated: 2019/06/07
- Phantom: SAM Phantom_1982; Type: QD 000 P41 Ax; Serial: 1982
- Measurement SW: DASY52, Version 52.10 (2); SEMCAD X Version 14.6.12 (7470)

- **Area Scan (81x141x1)**: Interpolated grid: dx=1.500 mm, dy=1.500 mm
Maximum value of SAR (interpolated) = 2.39 W/kg

- **Zoom Scan (5x5x7)/Cube 0**: Measurement grid: dx=8mm, dy=8mm, dz=5mm
Reference Value = 37.88 V/m; Power Drift = -0.01 dB
Peak SAR (extrapolated) = 2.66 W/kg
SAR(1 g) = 0.913 W/kg; SAR(10 g) = 0.477 W/kg
Maximum value of SAR (measured) = 1.95 W/kg



P04 WCDMA IV_RMC12.2K_Right Tilted_Ch1513_Ant1

DUT: 190719C19

Communication System: WCDMA; Frequency: 1752.6 MHz; Duty Cycle: 1:1

Medium: H16T20N1_0805 Medium parameters used: $f = 1753$ MHz; $\sigma = 1.322$ S/m; $\epsilon_r = 39.726$; $\rho = 1000$ kg/m³


Ambient Temperature : 23.7 °C ; Liquid Temperature : 23.1 °C

DASY5 Configuration:

- Probe: EX3DV4 - SN7537; ConvF(8.44, 8.44, 8.44); Calibrated: 2019/06/18
- Sensor-Surface: 1.4mm (Mechanical Surface Detection)
- Electronics: DAE4 Sn1585; Calibrated: 2019/06/07
- Phantom: SAM Phantom_1982; Type: QD 000 P41 Ax; Serial: 1982
- Measurement SW: DASY52, Version 52.10 (2); SEMCAD X Version 14.6.12 (7470)

- **Area Scan (81x141x1)**: Interpolated grid: dx=1.500 mm, dy=1.500 mm
Maximum value of SAR (interpolated) = 2.26 W/kg

- **Zoom Scan (5x5x7)/Cube 0**: Measurement grid: dx=8mm, dy=8mm, dz=5mm
Reference Value = 39.33 V/m; Power Drift = -0.07 dB
Peak SAR (extrapolated) = 2.40 W/kg
SAR(1 g) = 0.892 W/kg; SAR(10 g) = 0.424 W/kg
Maximum value of SAR (measured) = 1.79 W/kg



P05 WCDMA V_RMC12.2K_Left Cheek_Ch4132_Ant1

DUT: 190719C19

Communication System: WCDMA; Frequency: 826.4 MHz; Duty Cycle: 1:1

Medium: H07T10N1_0803 Medium parameters used: $f = 826.4$ MHz; $\sigma = 0.911$ S/m; $\epsilon_r = 41.833$; $\rho = 1000$ kg/m³

Ambient Temperature : 23.8 °C ; Liquid Temperature : 23.3 °C

DASY5 Configuration:

- Probe: EX3DV4 - SN3971; ConvF(10.18, 10.18, 10.18); Calibrated: 2019/03/29
- Sensor-Surface: 1.4mm (Mechanical Surface Detection)
- Electronics: DAE4 Sn1431; Calibrated: 2019/03/25
- Phantom: Twin SAM Phantom_1496; Type: QD000P40CB;
- Measurement SW: DASY52, Version 52.10 (2); SEMCAD X Version 14.6.12 (7470)

- **Area Scan (71x141x1):** Interpolated grid: dx=1.500 mm, dy=1.500 mm

Maximum value of SAR (interpolated) = 1.15 W/kg


- **Zoom Scan (5x5x7)/Cube 0:** Measurement grid: dx=8mm, dy=8mm, dz=5mm

Reference Value = 34.27 V/m; Power Drift = -0.07 dB

Peak SAR (extrapolated) = 1.46 W/kg

SAR(1 g) = 0.730 W/kg; SAR(10 g) = 0.387 W/kg

Maximum value of SAR (measured) = 1.14 W/kg



P06 LTE 2_QPSK20M_Right Tilted_Ch18700_1RB_OS0_Ant1

DUT: 190719C19

Communication System: LTE; Frequency: 1860 MHz; Duty Cycle: 1:1

Medium: H16T20N1_0805 Medium parameters used: $f = 1860$ MHz; $\sigma = 1.415$ S/m; $\epsilon_r = 39.337$; $\rho = 1000$ kg/m³

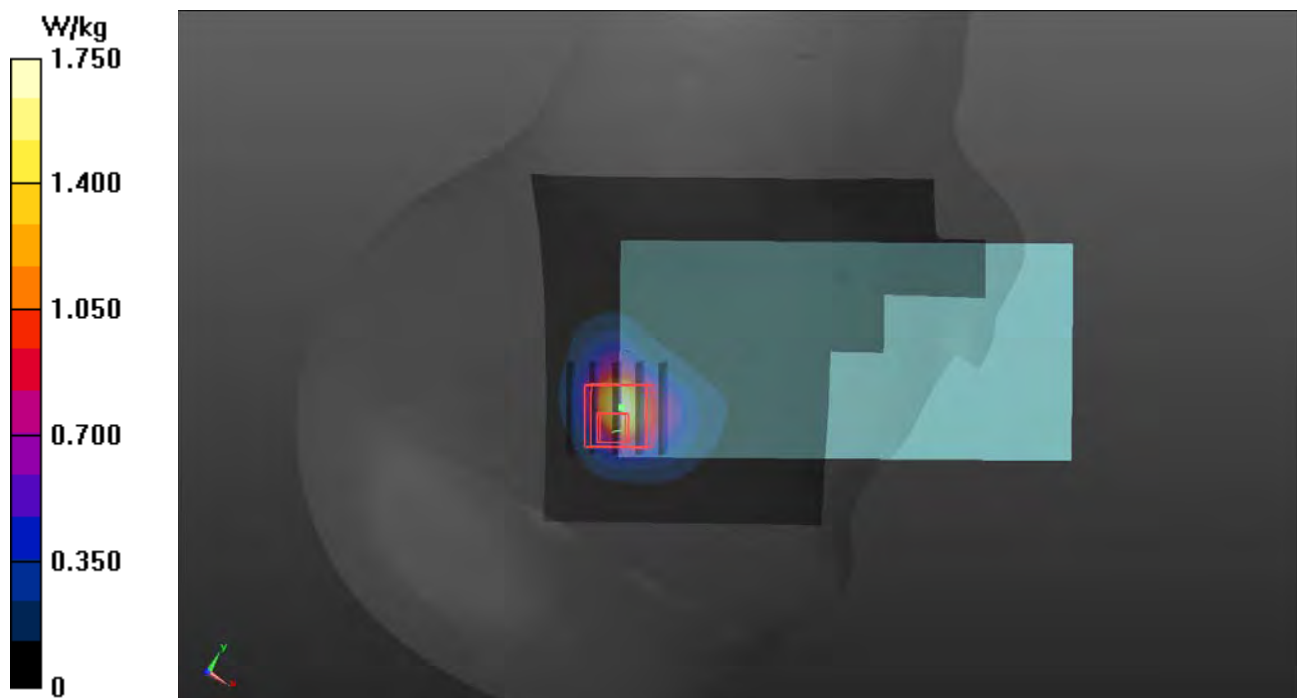
Ambient Temperature : 23.7 °C ; Liquid Temperature : 23.1 °C

DASY5 Configuration:

- Probe: EX3DV4 - SN7537; ConvF(8.13, 8.13, 8.13); Calibrated: 2019/06/18
- Sensor-Surface: 1.4mm (Mechanical Surface Detection)
- Electronics: DAE4 Sn1585; Calibrated: 2019/06/07
- Phantom: SAM Phantom_1982; Type: QD 000 P41 Ax; Serial: 1982
- Measurement SW: DASY52, Version 52.10 (2); SEMCAD X Version 14.6.12 (7470)

- **Area Scan (81x141x1)**: Interpolated grid: dx=1.500 mm, dy=1.500 mm
Maximum value of SAR (interpolated) = 1.75 W/kg

- **Zoom Scan (5x5x7)/Cube 0**: Measurement grid: dx=8mm, dy=8mm, dz=5mm
Reference Value = 32.36 V/m; Power Drift = 0.01 dB
Peak SAR (extrapolated) = 1.64 W/kg
SAR(1 g) = 0.679 W/kg; SAR(10 g) = 0.339 W/kg
Maximum value of SAR (measured) = 1.27 W/kg



P07 LTE 4_QPSK20M_Right Tilted_Ch20300_1RB_OS0_Ant1

DUT: 190719C19

Communication System: LTE; Frequency: 1745 MHz; Duty Cycle: 1:1

Medium: H16T20N1_0805 Medium parameters used: $f = 1745$ MHz; $\sigma = 1.316$ S/m; $\epsilon_r = 39.767$; $\rho = 1000$ kg/m³


Ambient Temperature : 23.7 °C ; Liquid Temperature : 23.1 °C

DASY5 Configuration:

- Probe: EX3DV4 - SN7537; ConvF(8.44, 8.44, 8.44); Calibrated: 2019/06/18
- Sensor-Surface: 1.4mm (Mechanical Surface Detection)
- Electronics: DAE4 Sn1585; Calibrated: 2019/06/07
- Phantom: SAM Phantom_1982; Type: QD 000 P41 Ax; Serial: 1982
- Measurement SW: DASY52, Version 52.10 (2); SEMCAD X Version 14.6.12 (7470)

- **Area Scan (81x141x1)**: Interpolated grid: $dx=1.500$ mm, $dy=1.500$ mm
Maximum value of SAR (interpolated) = 1.82 W/kg

- **Zoom Scan (5x5x7)/Cube 0**: Measurement grid: $dx=8$ mm, $dy=8$ mm, $dz=5$ mm
Reference Value = 34.96 V/m; Power Drift = 0.03 dB
Peak SAR (extrapolated) = 1.71 W/kg
SAR(1 g) = 0.705 W/kg; SAR(10 g) = 0.346 W/kg
Maximum value of SAR (measured) = 1.35 W/kg



P08 LTE 5_QPSK10M_Right Cheek_Ch20450_1RB_OS0_Ant1

DUT: 190719C19

Communication System: LTE; Frequency: 829 MHz; Duty Cycle: 1:1

Medium: H07T10N1_0803 Medium parameters used: $f = 829 \text{ MHz}$; $\sigma = 0.913 \text{ S/m}$; $\epsilon_r = 41.803$; $\rho = 1000 \text{ kg/m}^3$

Ambient Temperature : $23.8 \text{ }^\circ\text{C}$; Liquid Temperature : $23.3 \text{ }^\circ\text{C}$

DASY5 Configuration:

- Probe: EX3DV4 - SN3971; ConvF(10.18, 10.18, 10.18); Calibrated: 2019/03/29
- Sensor-Surface: 1.4mm (Mechanical Surface Detection)
- Electronics: DAE4 Sn1431; Calibrated: 2019/03/25
- Phantom: Twin SAM Phantom_1496; Type: QD000P40CB;
- Measurement SW: DASY52, Version 52.10 (2); SEMCAD X Version 14.6.12 (7470)

- **Area Scan (71x141x1):** Interpolated grid: $dx=1.500 \text{ mm}$, $dy=1.500 \text{ mm}$

Maximum value of SAR (interpolated) = 1.11 W/kg


- **Zoom Scan (5x5x7)/Cube 0:** Measurement grid: $dx=8\text{mm}$, $dy=8\text{mm}$, $dz=5\text{mm}$

Reference Value = 30.33 V/m ; Power Drift = -0.08 dB

Peak SAR (extrapolated) = 1.35 W/kg

SAR(1 g) = 0.618 W/kg ; SAR(10 g) = 0.350 W/kg

Maximum value of SAR (measured) = 0.987 W/kg



P09 LTE 7_QPSK20M_Right Cheek_Ch21350_1RB_OS50_Ant1

DUT: 190719C19

Communication System: LTE; Frequency: 2560 MHz; Duty Cycle: 1:1

Medium: H19T27N1_0806 Medium parameters used: $f = 2560$ MHz; $\sigma = 1.976$ S/m; $\epsilon_r = 38.517$; $\rho = 1000$ kg/m³


Ambient Temperature : 23.7 °C ; Liquid Temperature : 23.1 °C

DASY5 Configuration:

- Probe: EX3DV4 - SN7537; ConvF(7.19, 7.19, 7.19); Calibrated: 2019/06/18
- Sensor-Surface: 1.4mm (Mechanical Surface Detection)
- Electronics: DAE4 Sn1585; Calibrated: 2019/06/07
- Phantom: SAM Phantom_1982; Type: QD 000 P41 Ax; Serial: 1982
- Measurement SW: DASY52, Version 52.10 (2); SEMCAD X Version 14.6.12 (7470)

- **Area Scan (101x171x1)**: Interpolated grid: dx=1.200 mm, dy=1.200 mm
Maximum value of SAR (interpolated) = 1.90 W/kg

- **Zoom Scan (5x5x7)/Cube 0**: Measurement grid: dx=8mm, dy=8mm, dz=5mm
Reference Value = 23.80 V/m; Power Drift = -0.03 dB
Peak SAR (extrapolated) = 1.77 W/kg
SAR(1 g) = 0.785 W/kg; SAR(10 g) = 0.392 W/kg
Maximum value of SAR (measured) = 1.44 W/kg



P10 LTE 38_QPSK20M_Right Cheek_Ch38150_1RB_OS0_Ant1

DUT: 190719C19

Communication System: LTE TDD CF0; Frequency: 2610 MHz; Duty Cycle: 1:1.58

Medium: H19T27N1_0806 Medium parameters used: $f = 2610$ MHz; $\sigma = 2.053$ S/m; $\epsilon_r = 38.557$; $\rho = 1000$ kg/m³

Ambient Temperature : 23.7 °C ; Liquid Temperature : 23.2 °C

DASY5 Configuration:

- Probe: EX3DV4 - SN7537; ConvF(7.19, 7.19, 7.19); Calibrated: 2019/06/18
- Sensor-Surface: 1.4mm (Mechanical Surface Detection)
- Electronics: DAE4 Sn1585; Calibrated: 2019/06/07
- Phantom: SAM Phantom_1982; Type: QD 000 P41 Ax; Serial: 1982
- Measurement SW: DASY52, Version 52.10 (2); SEMCAD X Version 14.6.12 (7470)

- **Area Scan (101x171x1)**: Interpolated grid: dx=1.200 mm, dy=1.200 mm

Maximum value of SAR (interpolated) = 2.23 W/kg

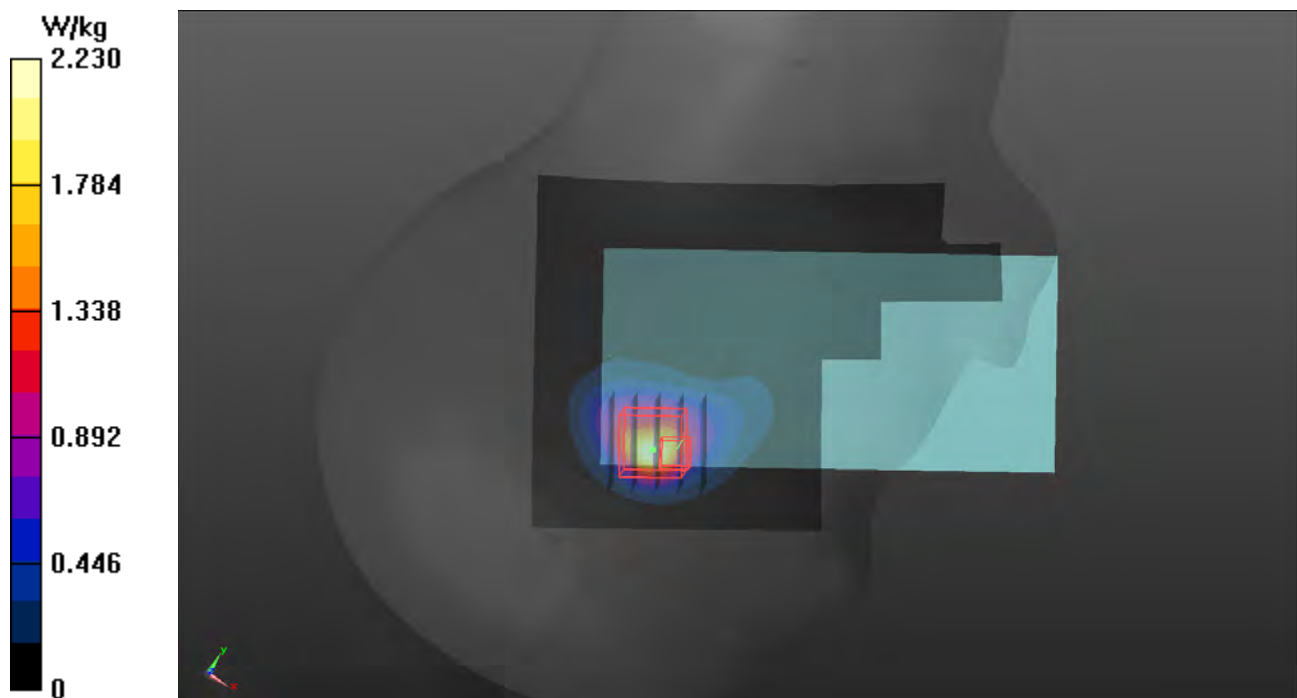
- **Zoom Scan (5x5x7)/Cube 0**: Measurement grid: dx=8mm, dy=8mm, dz=5mm

Reference Value = 25.64 V/m; Power Drift = -0.08 dB

Peak SAR (extrapolated) = 2.06 W/kg

SAR(1 g) = 0.824 W/kg; SAR(10 g) = 0.436 W/kg

Maximum value of SAR (measured) = 1.66 W/kg



P11 WLAN2.4G_802.11b_Left Cheek_Ch11

DUT: 190719C19

Communication System: WLAN_2.4G; Frequency: 2462 MHz; Duty Cycle: 1:1

Medium: H19T27N1_0806 Medium parameters used: $f = 2462$ MHz; $\sigma = 1.895$ S/m; $\epsilon_r = 38.277$; $\rho = 1000$ kg/m³

Ambient Temperature : 23.7 °C ; Liquid Temperature : 23.2 °C

DASY5 Configuration:

- Probe: EX3DV4 - SN3971; ConvF(7.65, 7.65, 7.65); Calibrated: 2019/03/29
- Sensor-Surface: 1.4mm (Mechanical Surface Detection)
- Electronics: DAE4 Sn1431; Calibrated: 2019/03/25
- Phantom: Twin SAM Phantom_1496; Type: QD000P40CB;
- Measurement SW: DASY52, Version 52.10 (2); SEMCAD X Version 14.6.12 (7470)

- **Area Scan (101x171x1):** Interpolated grid: dx=1.200 mm, dy=1.200 mm

Maximum value of SAR (interpolated) = 2.87 W/kg


- **Zoom Scan (5x5x7)/Cube 0:** Measurement grid: dx=8mm, dy=8mm, dz=5mm

Reference Value = 0.8530 V/m; Power Drift = 0.18 dB

Peak SAR (extrapolated) = 2.84 W/kg

SAR(1 g) = 1.08 W/kg; SAR(10 g) = 0.481 W/kg

Maximum value of SAR (measured) = 2.11 W/kg



P12 WLAN2.4G_802.11b_Left Cheek_Ch11

DUT: 190719C19

Communication System: WLAN_2.4G; Frequency: 2462 MHz; Duty Cycle: 1:1

Medium: H19T27N1_0806 Medium parameters used: $f = 2462$ MHz; $\sigma = 1.895$ S/m; $\epsilon_r = 38.277$; $\rho = 1000$ kg/m³

Ambient Temperature : 23.6 °C ; Liquid Temperature : 23.3 °C

DASY5 Configuration:

- Probe: EX3DV4 - SN3971; ConvF(7.65, 7.65, 7.65); Calibrated: 2019/03/29
- Sensor-Surface: 1.4mm (Mechanical Surface Detection)
- Electronics: DAE4 Sn1431; Calibrated: 2019/03/25
- Phantom: Twin SAM Phantom_1496; Type: QD000P40CB;
- Measurement SW: DASY52, Version 52.10 (2); SEMCAD X Version 14.6.12 (7470)

- **Area Scan (101x171x1):** Interpolated grid: dx=1.200 mm, dy=1.200 mm

Maximum value of SAR (interpolated) = 1.64 W/kg


- **Zoom Scan (5x5x7)/Cube 0:** Measurement grid: dx=8mm, dy=8mm, dz=5mm

Reference Value = 0 V/m; Power Drift = 0.00 dB

Peak SAR (extrapolated) = 1.56 W/kg

SAR(1 g) = 0.636 W/kg; SAR(10 g) = 0.283 W/kg

Maximum value of SAR (measured) = 1.19 W/kg



P13 WLAN5.3G_802.11n HT40_Left Cheek_Ch62

DUT: 190719C19

Communication System: WLAN_5G; Frequency: 5310 MHz; Duty Cycle: 1:1.02

Medium: H34T60N1_0806 Medium parameters used: $f = 5310$ MHz; $\sigma = 4.851$ S/m; $\epsilon_r = 36.112$; $\rho = 1000$ kg/m³

Ambient Temperature : 23.6 °C ; Liquid Temperature : 23.3 °C

DASY5 Configuration:

- Probe: EX3DV4 - SN3971; ConvF(5.12, 5.12, 5.12); Calibrated: 2019/03/29
- Sensor-Surface: 1.4mm (Mechanical Surface Detection)
- Electronics: DAE4 Sn1431; Calibrated: 2019/03/25
- Phantom: Twin SAM Phantom_1496; Type: QD000P40CB;
- Measurement SW: DASY52, Version 52.10 (2); SEMCAD X Version 14.6.12 (7470)

- **Area Scan (121x201x1):** Interpolated grid: dx=1.000 mm, dy=1.000 mm

Maximum value of SAR (interpolated) = 0.278 W/kg


- **Zoom Scan (6x6x12)/Cube 0:** Measurement grid: dx=5mm, dy=5mm, dz=2mm

Reference Value = 0.9740 V/m; Power Drift = -0.11 dB

Peak SAR (extrapolated) = 0.933 W/kg

SAR(1 g) = 0.092 W/kg; SAR(10 g) = 0.026 W/kg

Maximum value of SAR (measured) = 0.278 W/kg



P14 WLAN5.6G_802.11n HT40_Left Cheek_Ch110

DUT: 190719C19

Communication System: WLAN_5G; Frequency: 5550 MHz; Duty Cycle: 1:1.02

Medium: H34T60N1_0806 Medium parameters used: $f = 5550$ MHz; $\sigma = 5.079$ S/m; $\epsilon_r = 35.62$; $\rho = 1000$ kg/m³

Ambient Temperature : 23.6 °C ; Liquid Temperature : 23.3 °C

DASY5 Configuration:

- Probe: EX3DV4 - SN3971; ConvF(4.78, 4.78, 4.78); Calibrated: 2019/03/29
- Sensor-Surface: 1.4mm (Mechanical Surface Detection)
- Electronics: DAE4 Sn1431; Calibrated: 2019/03/25
- Phantom: Twin SAM Phantom_1496; Type: QD000P40CB;
- Measurement SW: DASY52, Version 52.10 (2); SEMCAD X Version 14.6.12 (7470)

- **Area Scan (121x201x1):** Interpolated grid: dx=1.000 mm, dy=1.000 mm

Maximum value of SAR (interpolated) = 0.567 W/kg


- **Zoom Scan (6x6x12)/Cube 0:** Measurement grid: dx=5mm, dy=5mm, dz=2mm

Reference Value = 0 V/m; Power Drift = 0.10 dB

Peak SAR (extrapolated) = 0.902 W/kg

SAR(1 g) = 0.209 W/kg; SAR(10 g) = 0.061 W/kg

Maximum value of SAR (measured) = 0.624 W/kg



P15 WLAN5.8G_802.11n HT40_Left Cheek_Ch151

DUT: 190719C19

Communication System: WLAN_5G; Frequency: 5755 MHz; Duty Cycle: 1:1.02

Medium: H34T60N1_0806 Medium parameters used: $f = 5755$ MHz; $\sigma = 5.347$ S/m; $\epsilon_r = 35.467$; $\rho = 1000$ kg/m³

Ambient Temperature : 23.6 °C ; Liquid Temperature : 23.3 °C

DASY5 Configuration:

- Probe: EX3DV4 - SN3971; ConvF(4.92, 4.92, 4.92); Calibrated: 2019/03/29
- Sensor-Surface: 1.4mm (Mechanical Surface Detection)
- Electronics: DAE4 Sn1431; Calibrated: 2019/03/25
- Phantom: Twin SAM Phantom_1496; Type: QD000P40CB;
- Measurement SW: DASY52, Version 52.10 (2); SEMCAD X Version 14.6.12 (7470)

- **Area Scan (121x201x1):** Interpolated grid: dx=1.000 mm, dy=1.000 mm

Maximum value of SAR (interpolated) = 0.371 W/kg


- **Zoom Scan (6x6x12)/Cube 0:** Measurement grid: dx=5mm, dy=5mm, dz=2mm

Reference Value = 0.9540 V/m; Power Drift = -0.10 dB

Peak SAR (extrapolated) = 0.969 W/kg

SAR(1 g) = 0.150 W/kg; SAR(10 g) = 0.045 W/kg

Maximum value of SAR (measured) = 0.423 W/kg



P16 BT_BDR_Left Cheek_Ch78

DUT: 190719C19

Communication System: BT; Frequency: 2480 MHz; Duty Cycle: 1:1

Medium: H19T27N1_0725 Medium parameters used: $f = 2480$ MHz; $\sigma = 1.914$ S/m; $\epsilon_r = 38.11$; $\rho = 1000$ kg/m³

Ambient Temperature : 23.6 °C ; Liquid Temperature : 23.3 °C

DASY5 Configuration:

- Probe: EX3DV4 - SN7472; ConvF(7.71, 7.71, 7.71); Calibrated: 2018/08/29
- Sensor-Surface: 1.4mm (Mechanical Surface Detection)
- Electronics: DAE3 Sn579; Calibrated: 2018/08/27
- Phantom: Twin SAM Phantom_1823; Type: QD000P40CD;
- Measurement SW: DASY52, Version 52.10 (2); SEMCAD X Version 14.6.12 (7470)

- **Area Scan (101x171x1)**: Interpolated grid: dx=1.200 mm, dy=1.200 mm
Maximum value of SAR (interpolated) = 0.144 W/kg


- **Zoom Scan (5x5x7)/Cube 0**: Measurement grid: dx=8mm, dy=8mm, dz=5mm

Reference Value = 5.674 V/m; Power Drift = 0.13 dB

Peak SAR (extrapolated) = 0.108 W/kg

SAR(1 g) = 0.049 W/kg; SAR(10 g) = 0.015 W/kg

Maximum value of SAR (measured) = 0.0839 W/kg



P17 GSM850_GPRS12_Rear Face_15mm_Ch128_Ant1

DUT: 190719C19

Communication System: GPRS12; Frequency: 824.2 MHz; Duty Cycle: 1:2

Medium: H07T10N1_0725 Medium parameters used: $f = 824.2$ MHz; $\sigma = 0.911$ S/m; $\epsilon_r = 42.472$; $\rho = 1000$ kg/m³

Ambient Temperature : 23.7 °C ; Liquid Temperature : 23.2 °C

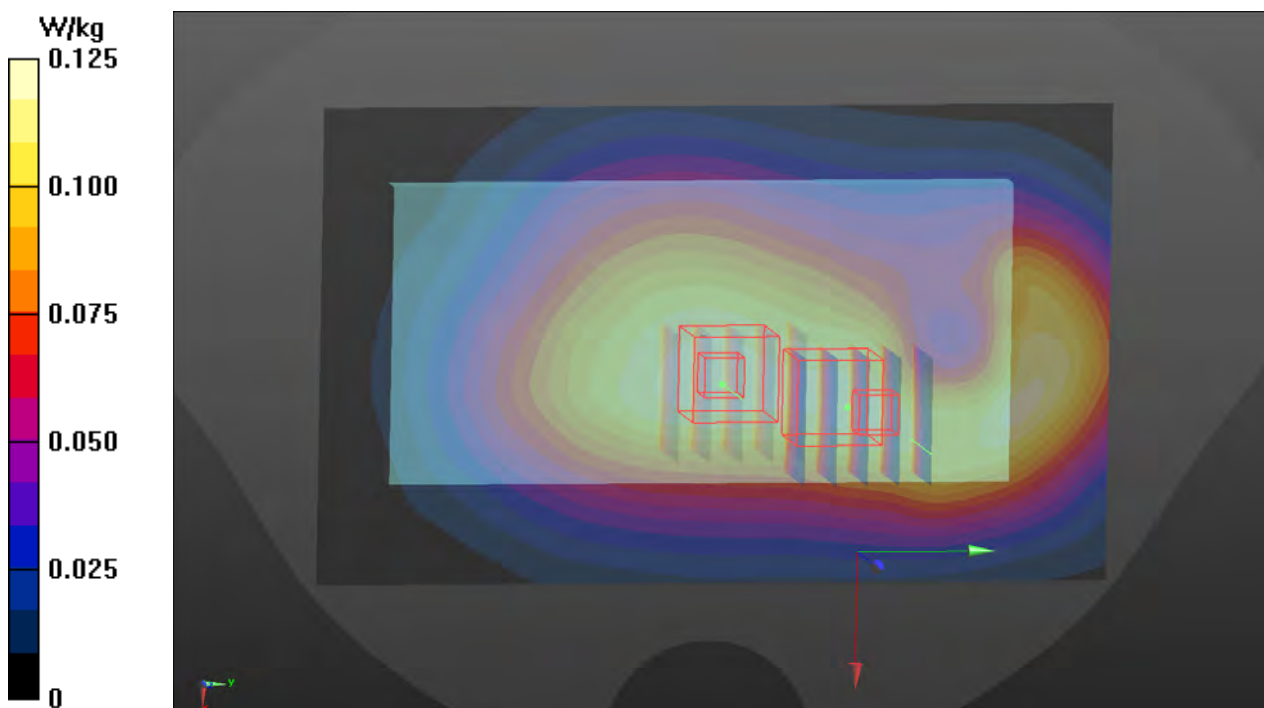
DASY5 Configuration:

- Probe: EX3DV4 - SN7537; ConvF(10.48, 10.48, 10.48); Calibrated: 2019/06/18
- Sensor-Surface: 1.4mm (Mechanical Surface Detection)
- Electronics: DAE4 Sn1585; Calibrated: 2019/06/07
- Phantom: SAM Phantom_1982; Type: QD 000 P41 Ax; Serial: 1982
- Measurement SW: DASY52, Version 52.10 (2); SEMCAD X Version 14.6.12 (7470)

- **Area Scan (81x141x1):** Interpolated grid: dx=1.500 mm, dy=1.500 mm
Maximum value of SAR (interpolated) = 0.125 W/kg

- **Zoom Scan (5x5x7)/Cube 1:** Measurement grid: dx=8mm, dy=8mm, dz=5mm
Reference Value = 12.03 V/m; Power Drift = -0.09 dB
Peak SAR (extrapolated) = 0.128 W/kg
SAR(1 g) = 0.095 W/kg; SAR(10 g) = 0.070 W/kg
Maximum value of SAR (measured) = 0.117 W/kg

- **Zoom Scan (5x5x7)/Cube 0:** Measurement grid: dx=8mm, dy=8mm, dz=5mm
Reference Value = 12.03 V/m; Power Drift = -0.09 dB
Peak SAR (extrapolated) = 0.135 W/kg
SAR(1 g) = 0.095 W/kg; SAR(10 g) = 0.069 W/kg
Maximum value of SAR (measured) = 0.120 W/kg



P18 GSM1900_GPRS12_Rear Face_15mm_Ch512_Ant0

DUT: 190719C19

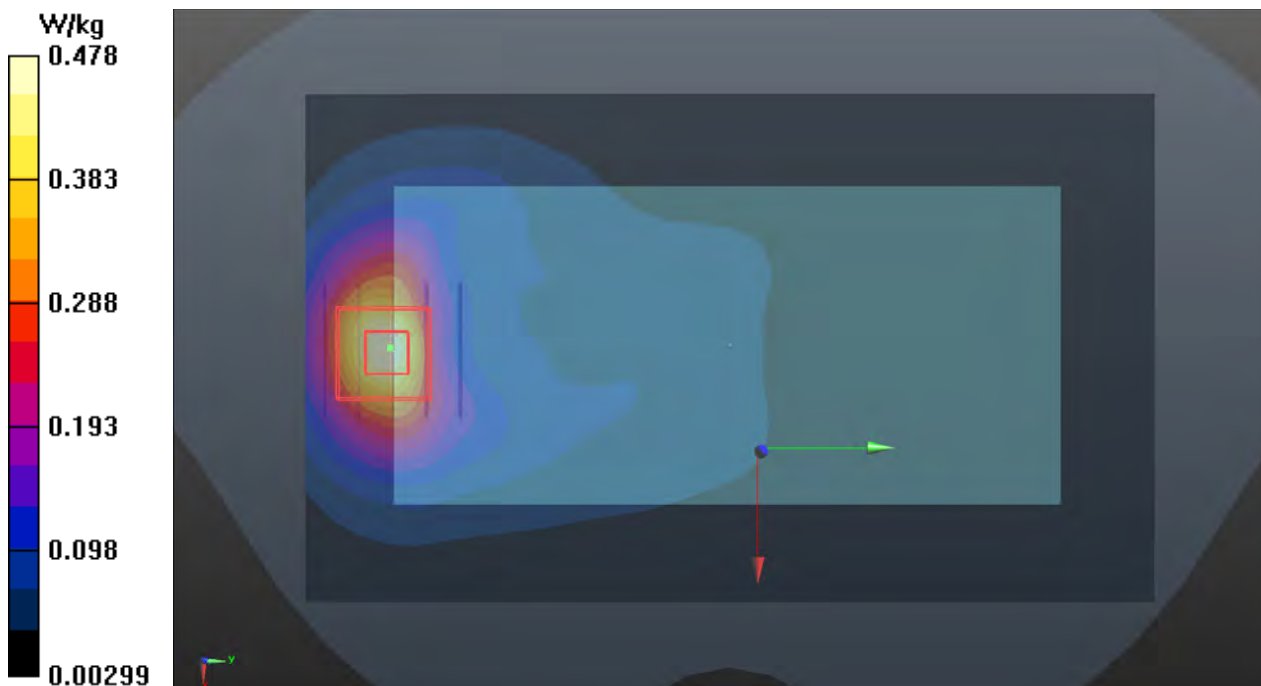
Communication System: GPRS12; Frequency: 1850.2 MHz; Duty Cycle: 1:2
Medium: H16T20N1_0730 Medium parameters used: $f = 1850.2$ MHz; $\sigma = 1.405$ S/m; $\epsilon_r = 39.737$;
 $\rho = 1000$ kg/m³
Ambient Temperature : 23.9 °C ; Liquid Temperature : 23.3 °C

DASY5 Configuration:

- Probe: EX3DV4 - SN7472; ConvF(8.44, 8.44, 8.44); Calibrated: 2018/08/29
- Sensor-Surface: 1.4mm (Mechanical Surface Detection)
- Electronics: DAE3 Sn579; Calibrated: 2018/08/27
- Phantom: Twin SAM Phantom_1823; Type: QD000P40CD;
- Measurement SW: DASY52, Version 52.10 (2); SEMCAD X Version 14.6.12 (7470)

- **Area Scan (81x141x1):** Interpolated grid: dx=1.500 mm, dy=1.500 mm
Maximum value of SAR (interpolated) = 0.478 W/kg

- **Zoom Scan (5x5x7)/Cube 0:** Measurement grid: dx=8mm, dy=8mm, dz=5mm
Reference Value = 19.07 V/m; Power Drift = 0.01 dB
Peak SAR (extrapolated) = 0.574 W/kg
SAR(1 g) = 0.341 W/kg; SAR(10 g) = 0.192 W/kg
Maximum value of SAR (measured) = 0.490 W/kg



P19 WCDMA II_RMC12.2K_Rear Face_15mm_Ch9262_Ant0

DUT: 190719C19

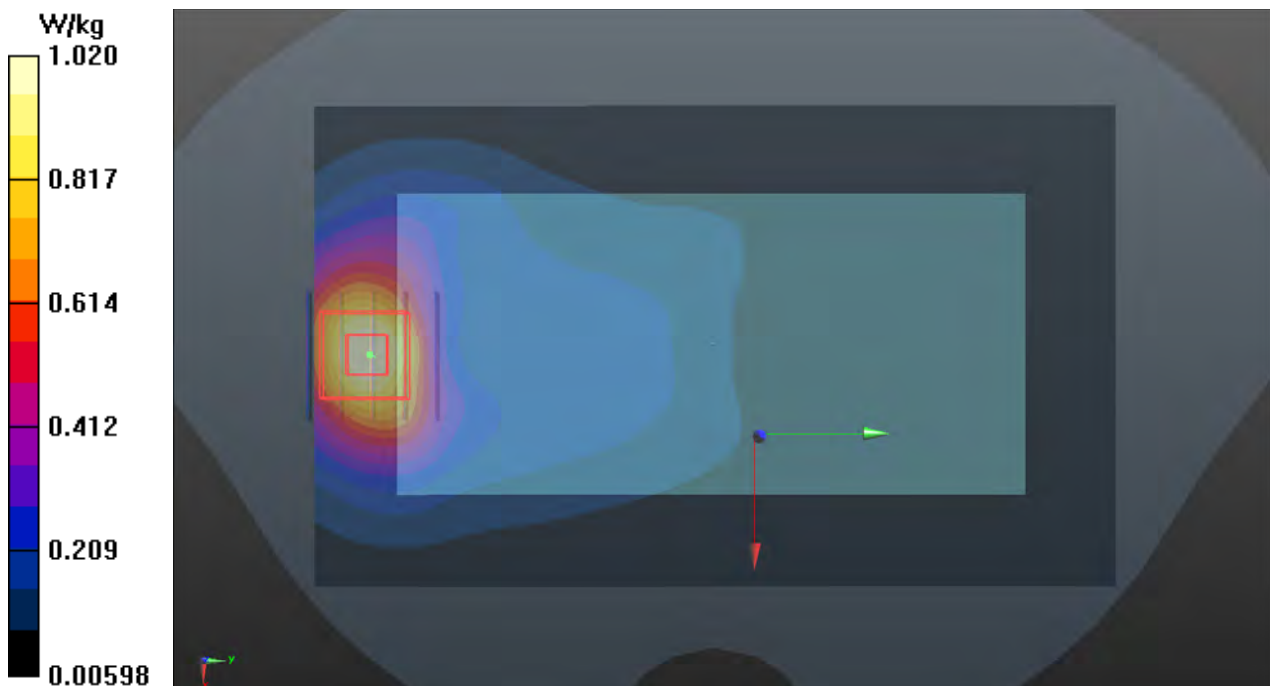
Communication System: WCDMA; Frequency: 1852.4 MHz; Duty Cycle: 1:1
Medium: H16T20N1_0730 Medium parameters used: $f = 1852.4$ MHz; $\sigma = 1.407$ S/m; $\epsilon_r = 39.733$;
 $\rho = 1000$ kg/m³
Ambient Temperature : 23.9 °C ; Liquid Temperature : 23.3 °C

DASY5 Configuration:

- Probe: EX3DV4 - SN7472; ConvF(8.44, 8.44, 8.44); Calibrated: 2018/08/29
- Sensor-Surface: 1.4mm (Mechanical Surface Detection)
- Electronics: DAE3 Sn579; Calibrated: 2018/08/27
- Phantom: Twin SAM Phantom_1823; Type: QD000P40CD;
- Measurement SW: DASY52, Version 52.10 (2); SEMCAD X Version 14.6.12 (7470)

- **Area Scan (81x141x1):** Interpolated grid: dx=1.500 mm, dy=1.500 mm
Maximum value of SAR (interpolated) = 1.02 W/kg

- **Zoom Scan (5x5x7)/Cube 0:** Measurement grid: dx=8mm, dy=8mm, dz=5mm
Reference Value = 26.72 V/m; Power Drift = -0.15 dB
Peak SAR (extrapolated) = 1.35 W/kg
SAR(1 g) = 0.802 W/kg; SAR(10 g) = 0.456 W/kg
Maximum value of SAR (measured) = 1.16 W/kg



P20 WCDMA IV_RMC12.2K_Rear Face_15mm_Ch1312_Ant0

DUT: 190719C19

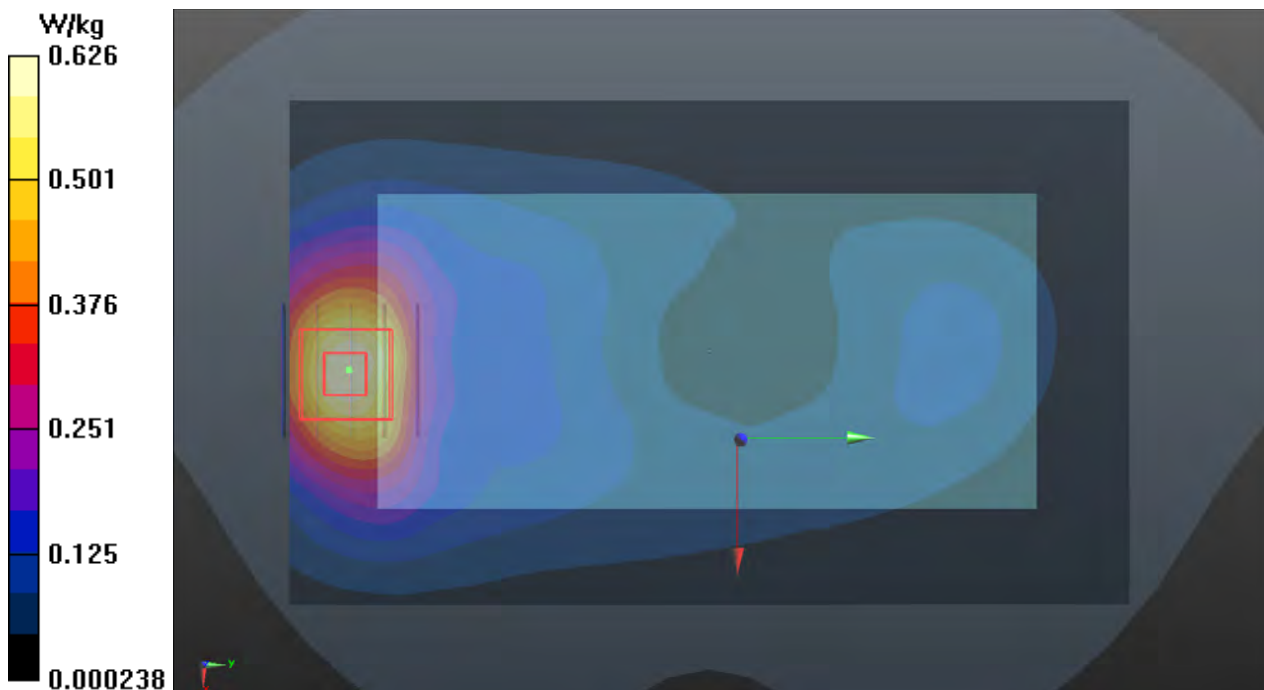
Communication System: WCDMA; Frequency: 1712.4 MHz; Duty Cycle: 1:1
Medium: H16T20N1_0730 Medium parameters used: $f = 1712.4$ MHz; $\sigma = 1.287$ S/m; $\epsilon_r = 40.3$; $\rho = 1000$ kg/m³
Ambient Temperature : 23.9 °C ; Liquid Temperature : 23.3 °C

DASY5 Configuration:

- Probe: EX3DV4 - SN7472; ConvF(8.79, 8.79, 8.79); Calibrated: 2018/08/29
- Sensor-Surface: 1.4mm (Mechanical Surface Detection)
- Electronics: DAE3 Sn579; Calibrated: 2018/08/27
- Phantom: Twin SAM Phantom_1823; Type: QD000P40CD;
- Measurement SW: DASY52, Version 52.10 (2); SEMCAD X Version 14.6.12 (7470)

- **Area Scan (81x141x1):** Interpolated grid: dx=1.500 mm, dy=1.500 mm
Maximum value of SAR (interpolated) = 0.626 W/kg

- **Zoom Scan (5x5x7)/Cube 0:** Measurement grid: dx=8mm, dy=8mm, dz=5mm
Reference Value = 22.06 V/m; Power Drift = -0.12 dB
Peak SAR (extrapolated) = 0.846 W/kg
SAR(1 g) = 0.512 W/kg; SAR(10 g) = 0.300 W/kg
Maximum value of SAR (measured) = 0.731 W/kg



P21 WCDMA V_RMC12.2K_Rear Face_15mm_Ch4233_Ant0

DUT: 190719C19

Communication System: WCDMA; Frequency: 846.6 MHz; Duty Cycle: 1:1
Medium: H07T10N1_0725 Medium parameters used: $f = 847$ MHz; $\sigma = 0.932$ S/m; $\epsilon_r = 42.18$; $\rho = 1000$ kg/m³
Ambient Temperature : 23.7 °C ; Liquid Temperature : 23.2 °C

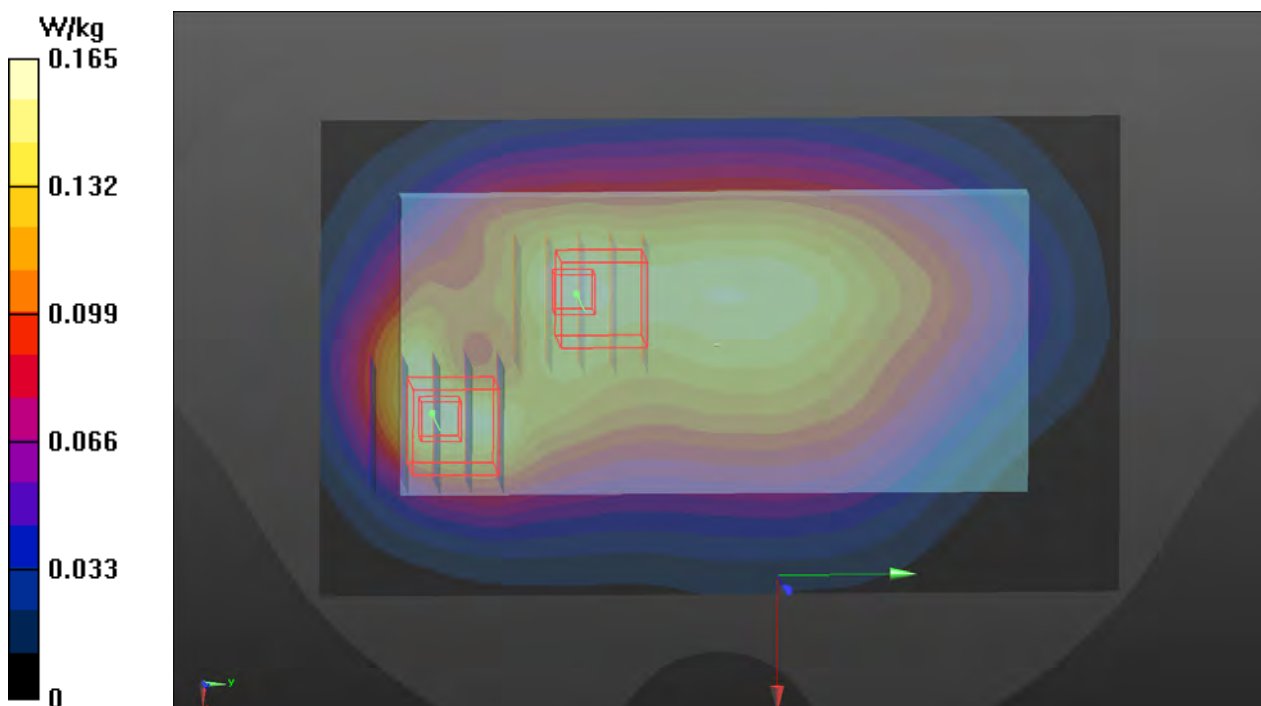
DASY5 Configuration:

- Probe: EX3DV4 - SN7537; ConvF(10.48, 10.48, 10.48); Calibrated: 2019/06/18
- Sensor-Surface: 1.4mm (Mechanical Surface Detection)
- Electronics: DAE4 Sn1585; Calibrated: 2019/06/07
- Phantom: SAM Phantom_1982; Type: QD 000 P41 Ax; Serial: 1982
- Measurement SW: DASY52, Version 52.10 (2); SEMCAD X Version 14.6.12 (7470)

- **Area Scan (81x141x1):** Interpolated grid: dx=1.500 mm, dy=1.500 mm
Maximum value of SAR (interpolated) = 0.165 W/kg

- **Zoom Scan (5x5x7)/Cube 1:** Measurement grid: dx=8mm, dy=8mm, dz=5mm
Reference Value = 13.70 V/m; Power Drift = -0.03 dB
Peak SAR (extrapolated) = 0.178 W/kg
SAR(1 g) = 0.126 W/kg; SAR(10 g) = 0.090 W/kg
Maximum value of SAR (measured) = 0.158 W/kg

- **Zoom Scan (5x5x7)/Cube 0:** Measurement grid: dx=8mm, dy=8mm, dz=5mm
Reference Value = 13.70 V/m; Power Drift = -0.03 dB
Peak SAR (extrapolated) = 0.201 W/kg
SAR(1 g) = 0.118 W/kg; SAR(10 g) = 0.071 W/kg
Maximum value of SAR (measured) = 0.170 W/kg



P22 LTE 2_QPSK20M_Rear Face_15mm_Ch18900_1RB_OS0_Ant0

DUT: 190719C19

Communication System: LTE; Frequency: 1880 MHz; Duty Cycle: 1:1

Medium: H16T20N1_0730 Medium parameters used: $f = 1880$ MHz; $\sigma = 1.429$ S/m; $\epsilon_r = 39.679$; $\rho = 1000$ kg/m³

Ambient Temperature : 23.9 °C ; Liquid Temperature : 23.3 °C

DASY5 Configuration:

- Probe: EX3DV4 - SN7472; ConvF(8.44, 8.44, 8.44); Calibrated: 2018/08/29
- Sensor-Surface: 1.4mm (Mechanical Surface Detection)
- Electronics: DAE3 Sn579; Calibrated: 2018/08/27
- Phantom: Twin SAM Phantom_1823; Type: QD000P40CD;
- Measurement SW: DASY52, Version 52.10 (2); SEMCAD X Version 14.6.12 (7470)

- **Area Scan (81x141x1):** Interpolated grid: dx=1.500 mm, dy=1.500 mm

Maximum value of SAR (interpolated) = 1.07 W/kg

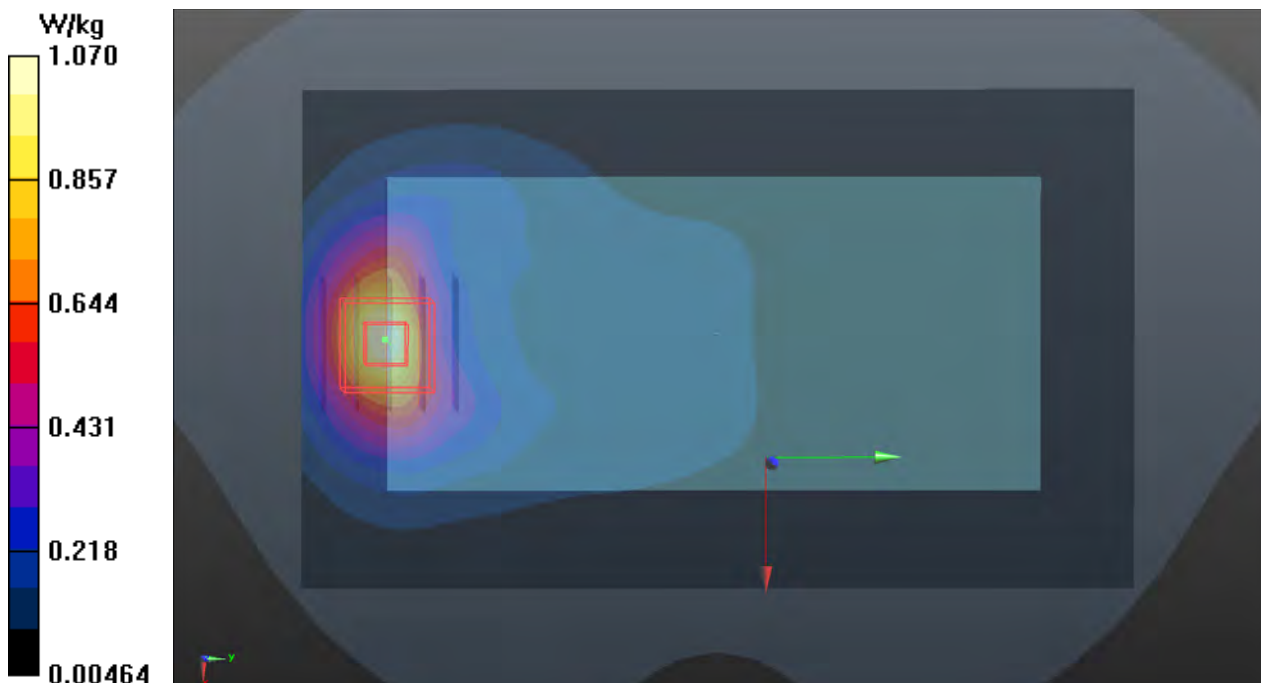
- **Zoom Scan (5x5x7)/Cube 0:** Measurement grid: dx=8mm, dy=8mm, dz=5mm

Reference Value = 28.23 V/m; Power Drift = -0.03 dB

Peak SAR (extrapolated) = 1.26 W/kg

SAR(1 g) = 0.740 W/kg; SAR(10 g) = 0.416 W/kg

Maximum value of SAR (measured) = 1.08 W/kg



P23 LTE 4_QPSK20M_Rear Face_15mm_Ch20300_1RB_OS0_Ant0

DUT: 190719C19

Communication System: LTE; Frequency: 1745 MHz; Duty Cycle: 1:1

Medium: H16T20N1_0730 Medium parameters used: $f = 1745$ MHz; $\sigma = 1.318$ S/m; $\epsilon_r = 40.166$; $\rho = 1000$ kg/m³

Ambient Temperature : 23.8 °C ; Liquid Temperature : 23.1 °C

DASY5 Configuration:

- Probe: EX3DV4 - SN7472; ConvF(8.79, 8.79, 8.79); Calibrated: 2018/08/29
- Sensor-Surface: 1.4mm (Mechanical Surface Detection)
- Electronics: DAE3 Sn579; Calibrated: 2018/08/27
- Phantom: Twin SAM Phantom_1823; Type: QD000P40CD;
- Measurement SW: DASY52, Version 52.10 (2); SEMCAD X Version 14.6.12 (7470)

- **Area Scan (81x141x1):** Interpolated grid: dx=1.500 mm, dy=1.500 mm

Maximum value of SAR (interpolated) = 0.773 W/kg

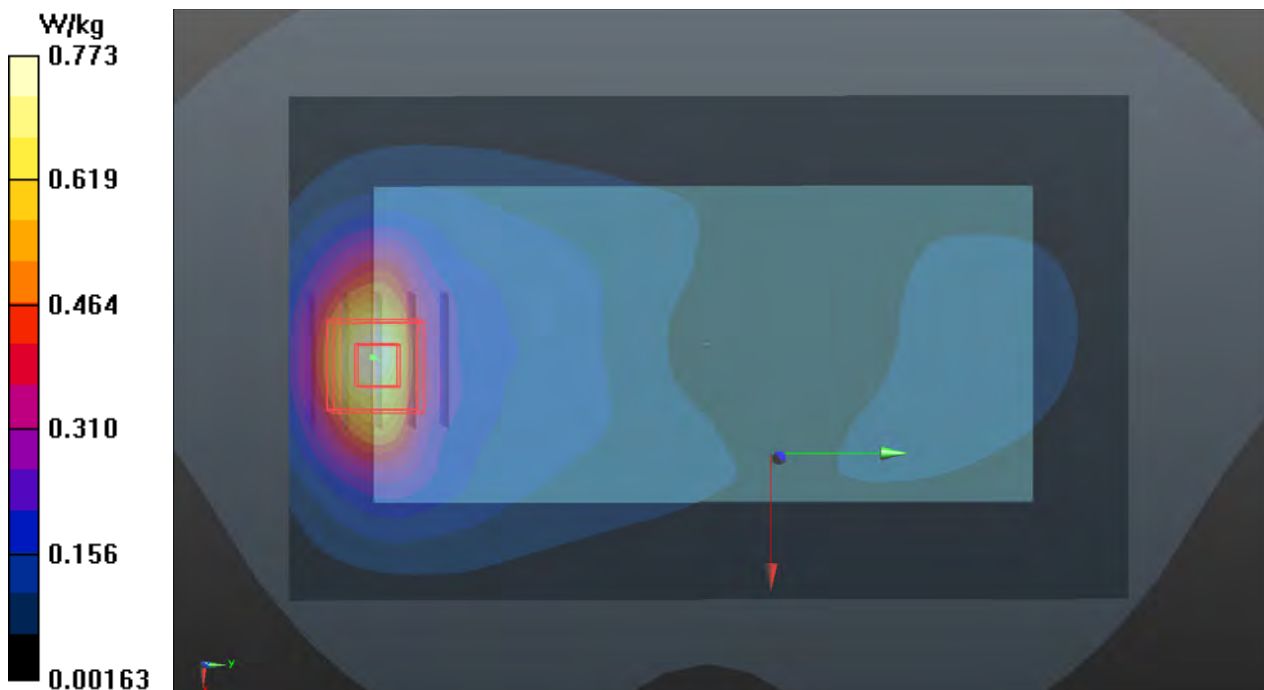
- **Zoom Scan (5x5x7)/Cube 0:** Measurement grid: dx=8mm, dy=8mm, dz=5mm

Reference Value = 24.76 V/m; Power Drift = -0.06 dB

Peak SAR (extrapolated) = 0.894 W/kg

SAR(1 g) = 0.547 W/kg; SAR(10 g) = 0.321 W/kg

Maximum value of SAR (measured) = 0.769 W/kg



P24 LTE 5_QPSK10M_Rear Face_15mm_Ch20450_1RB_OS0_Ant1

DUT: 190719C19

Communication System: LTE; Frequency: 829 MHz; Duty Cycle: 1:1

Medium: H07T10N1_0725 Medium parameters used: $f = 829$ MHz; $\sigma = 0.915$ S/m; $\epsilon_r = 42.404$; $\rho = 1000$ kg/m³

Ambient Temperature : 23.7 °C ; Liquid Temperature : 23.2 °C

DASY5 Configuration:

- Probe: EX3DV4 - SN7537; ConvF(10.48, 10.48, 10.48); Calibrated: 2019/06/18
- Sensor-Surface: 1.4mm (Mechanical Surface Detection)
- Electronics: DAE4 Sn1585; Calibrated: 2019/06/07
- Phantom: SAM Phantom_1982; Type: QD 000 P41 Ax; Serial: 1982
- Measurement SW: DASY52, Version 52.10 (2); SEMCAD X Version 14.6.12 (7470)

- **Area Scan (81x141x1):** Interpolated grid: dx=1.500 mm, dy=1.500 mm

Maximum value of SAR (interpolated) = 0.111 W/kg

- **Zoom Scan (5x5x7)/Cube 0:** Measurement grid: dx=8mm, dy=8mm, dz=5mm

Reference Value = 11.42 V/m; Power Drift = -0.12 dB

Peak SAR (extrapolated) = 0.122 W/kg

SAR(1 g) = 0.090 W/kg; SAR(10 g) = 0.066 W/kg

Maximum value of SAR (measured) = 0.111 W/kg

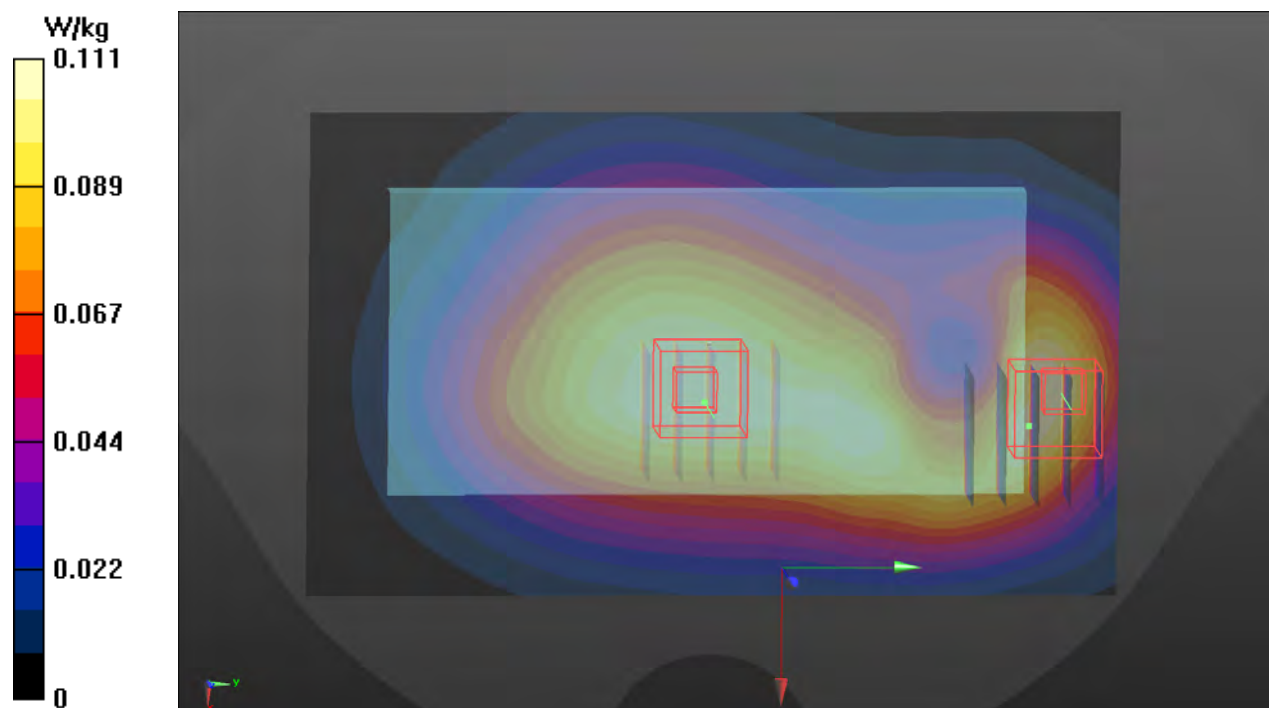
- **Zoom Scan (5x5x7)/Cube 1:** Measurement grid: dx=8mm, dy=8mm, dz=5mm

Reference Value = 11.42 V/m; Power Drift = -0.12 dB

Peak SAR (extrapolated) = 0.137 W/kg

SAR(1 g) = 0.082 W/kg; SAR(10 g) = 0.046 W/kg

Maximum value of SAR (measured) = 0.116 W/kg



P25 LTE 7_QPSK20M_Rear Face_15mm_Ch20850_1RB_OS50_Ant0

DUT: 190719C19

Communication System: LTE; Frequency: 2510 MHz; Duty Cycle: 1:1

Medium: H19T27N1_0731 Medium parameters used: $f = 2510$ MHz; $\sigma = 1.947$ S/m; $\epsilon_r = 38.171$; $\rho = 1000$ kg/m³

Ambient Temperature : 23.8 °C ; Liquid Temperature : 23.1 °C

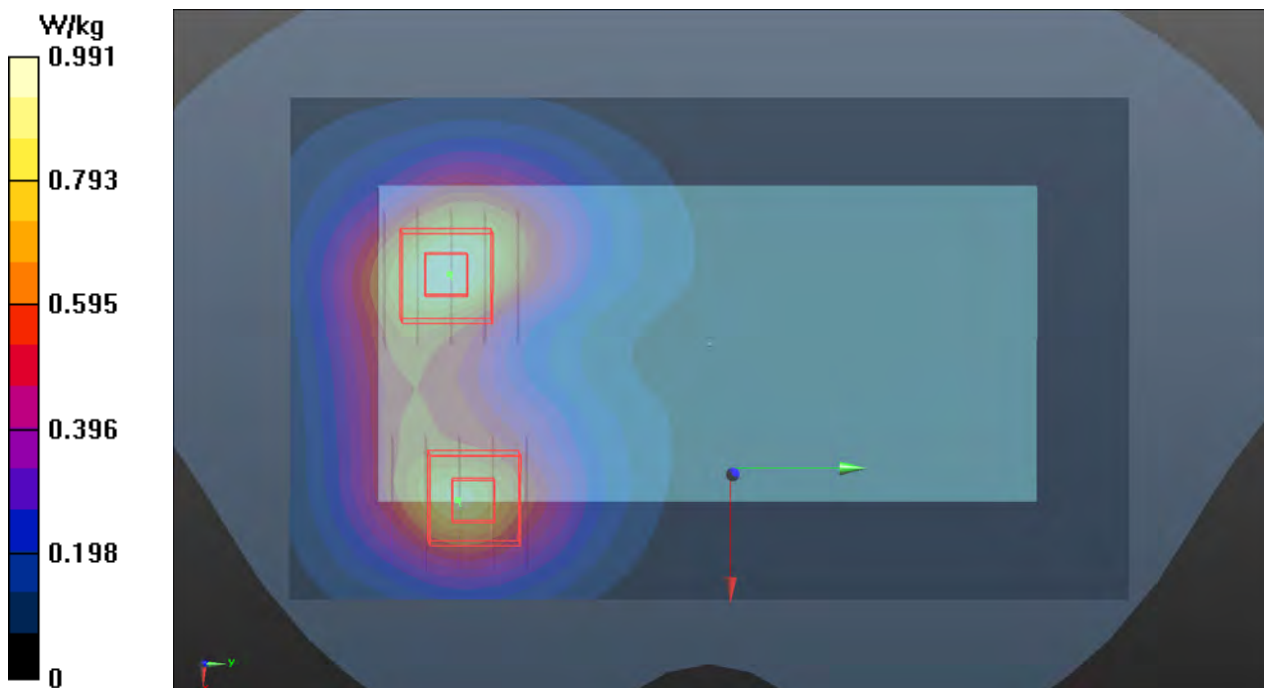
DASY5 Configuration:

- Probe: EX3DV4 - SN7472; ConvF(7.53, 7.53, 7.53); Calibrated: 2018/08/29
- Sensor-Surface: 1.4mm (Mechanical Surface Detection)
- Electronics: DAE3 Sn579; Calibrated: 2018/08/27
- Phantom: Twin SAM Phantom_1823; Type: QD000P40CD;
- Measurement SW: DASY52, Version 52.10 (2); SEMCAD X Version 14.6.12 (7470)

- **Area Scan (101x171x1)**: Interpolated grid: dx=1.200 mm, dy=1.200 mm
Maximum value of SAR (interpolated) = 0.991 W/kg

- **Zoom Scan (5x5x7)/Cube 0**: Measurement grid: dx=8mm, dy=8mm, dz=5mm
Reference Value = 23.20 V/m; Power Drift = -0.07 dB
Peak SAR (extrapolated) = 1.20 W/kg
SAR(1 g) = 0.666 W/kg; SAR(10 g) = 0.378 W/kg
Maximum value of SAR (measured) = 0.995 W/kg

- **Zoom Scan (5x5x7)/Cube 1**: Measurement grid: dx=8mm, dy=8mm, dz=5mm
Reference Value = 23.20 V/m; Power Drift = -0.07 dB
Peak SAR (extrapolated) = 1.04 W/kg
SAR(1 g) = 0.553 W/kg; SAR(10 g) = 0.300 W/kg
Maximum value of SAR (measured) = 0.840 W/kg



P26 LTE 38_QPSK20M_Rear Face_15mm_Ch37850_1RB_OS0_Ant0

DUT: 190719C19

Communication System: LTE TDD CF0; Frequency: 2580 MHz; Duty Cycle: 1:1.58
Medium: H19T27N1_0731 Medium parameters used: $f = 2580$ MHz; $\sigma = 2.023$ S/m; $\epsilon_r = 37.901$; $\rho = 1000$ kg/m³
Ambient Temperature : 23.8 °C ; Liquid Temperature : 23.1 °C

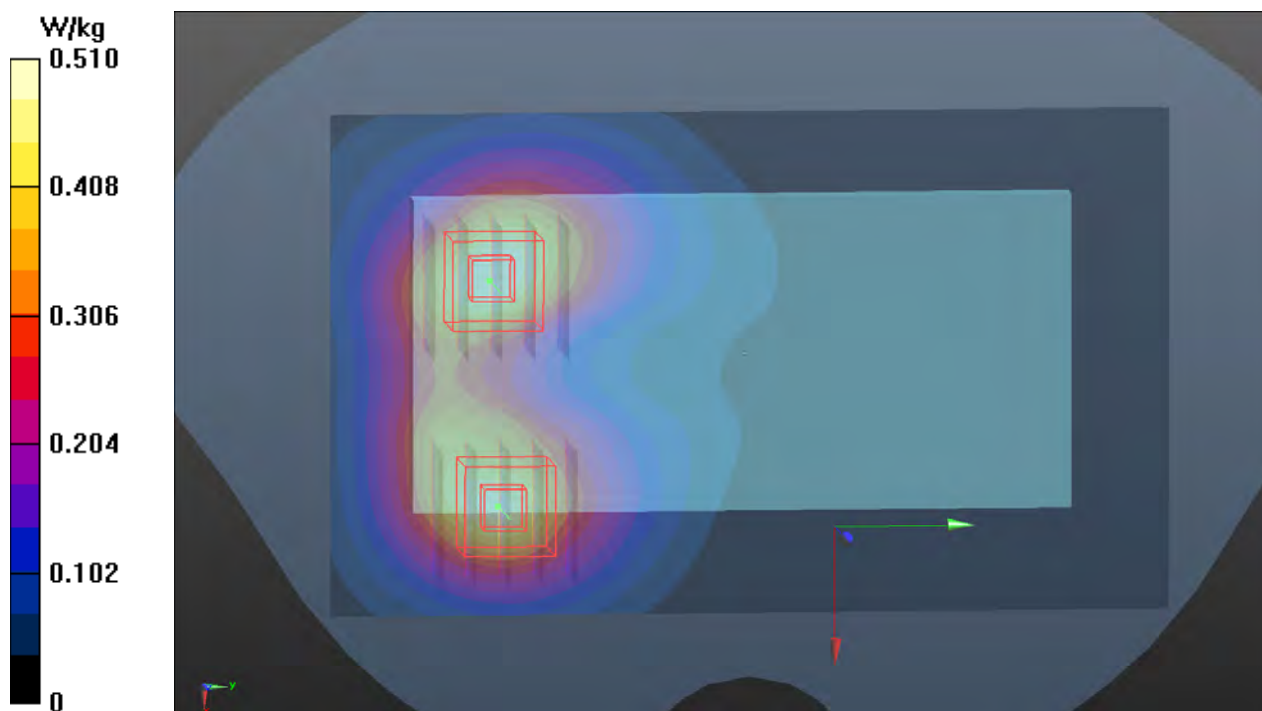
DASY5 Configuration:

- Probe: EX3DV4 - SN7472; ConvF(7.53, 7.53, 7.53); Calibrated: 2018/08/29
- Sensor-Surface: 1.4mm (Mechanical Surface Detection)
- Electronics: DAE3 Sn579; Calibrated: 2018/08/27
- Phantom: Twin SAM Phantom_1823; Type: QD000P40CD;
- Measurement SW: DASY52, Version 52.10 (2); SEMCAD X Version 14.6.12 (7470)

- **Area Scan (101x171x1)**: Interpolated grid: dx=1.200 mm, dy=1.200 mm
Maximum value of SAR (interpolated) = 0.510 W/kg

- **Zoom Scan (5x5x7)/Cube 0**: Measurement grid: dx=8mm, dy=8mm, dz=5mm
Reference Value = 16.50 V/m; Power Drift = -0.10 dB
Peak SAR (extrapolated) = 0.627 W/kg
SAR(1 g) = 0.346 W/kg; SAR(10 g) = 0.196 W/kg
Maximum value of SAR (measured) = 0.520 W/kg

- **Zoom Scan (5x5x7)/Cube 1**: Measurement grid: dx=8mm, dy=8mm, dz=5mm
Reference Value = 16.50 V/m; Power Drift = -0.10 dB
Peak SAR (extrapolated) = 0.589 W/kg
SAR(1 g) = 0.310 W/kg; SAR(10 g) = 0.170 W/kg
Maximum value of SAR (measured) = 0.482 W/kg



P27 WLAN2.4G_802.11b_Front Face_15mm_Ch6

DUT: 190719C19

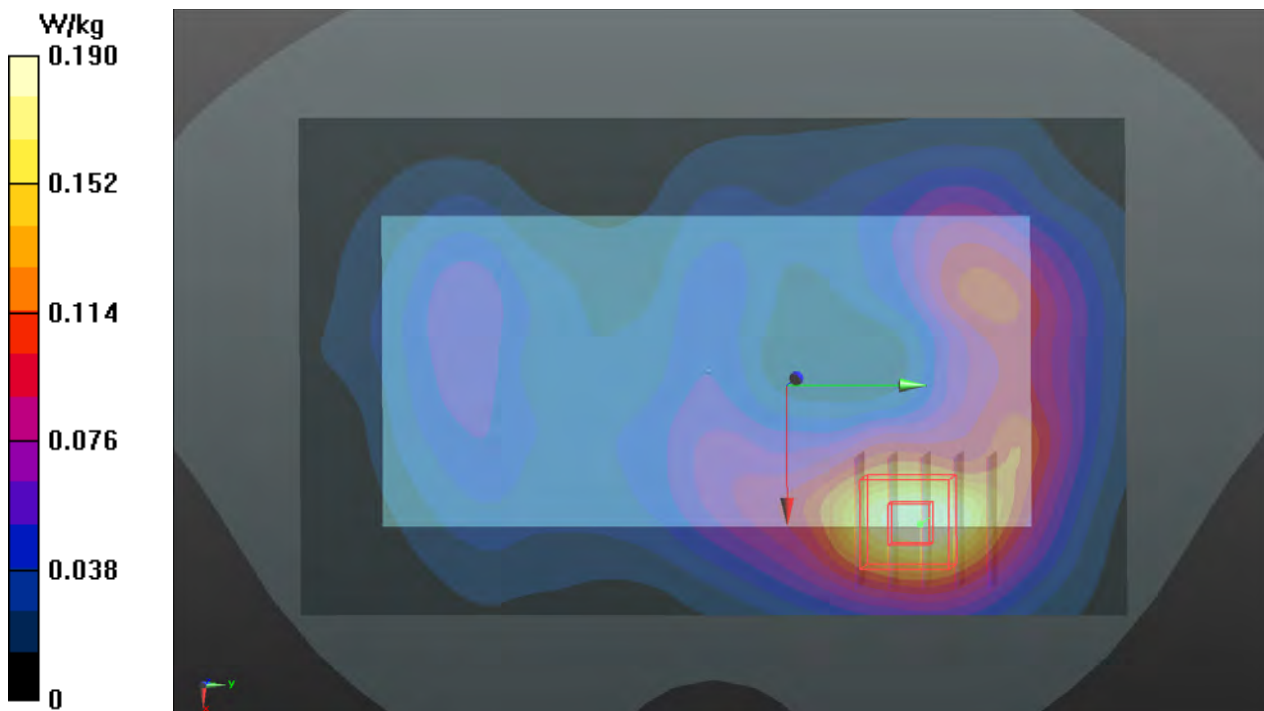
Communication System: WLAN_2.4G; Frequency: 2437 MHz; Duty Cycle: 1:1
Medium: H19T27N1_0731 Medium parameters used: $f = 2437$ MHz; $\sigma = 1.871$ S/m; $\epsilon_r = 38.384$; $\rho = 1000$ kg/m³
Ambient Temperature : 23.8 °C ; Liquid Temperature : 23.1 °C

DASY5 Configuration:

- Probe: EX3DV4 - SN7472; ConvF(7.71, 7.71, 7.71); Calibrated: 2018/08/29
- Sensor-Surface: 1.4mm (Mechanical Surface Detection)
- Electronics: DAE3 Sn579; Calibrated: 2018/08/27
- Phantom: Twin SAM Phantom_1823; Type: QD000P40CD;
- Measurement SW: DASY52, Version 52.10 (2); SEMCAD X Version 14.6.12 (7470)

- **Area Scan (101x171x1)**: Interpolated grid: dx=1.200 mm, dy=1.200 mm
Maximum value of SAR (interpolated) = 0.190 W/kg

- **Zoom Scan (5x5x7)/Cube 0**: Measurement grid: dx=8mm, dy=8mm, dz=5mm
Reference Value = 9.879 V/m; Power Drift = -0.13 dB
Peak SAR (extrapolated) = 0.253 W/kg
SAR(1 g) = 0.134 W/kg; SAR(10 g) = 0.072 W/kg
Maximum value of SAR (measured) = 0.208 W/kg



P28 WLAN2.4G_802.11b_Front Face_15mm_Ch6

DUT: 190719C19

Communication System: WLAN_2.4G; Frequency: 2437 MHz; Duty Cycle: 1:1

Medium: H19T27N1_0807 Medium parameters used: $f = 2437$ MHz; $\sigma = 1.873$ S/m; $\epsilon_r = 38.379$; $\rho = 1000$ kg/m³

Ambient Temperature : 23.8 °C ; Liquid Temperature : 23.3 °C

DASY5 Configuration:

- Probe: EX3DV4 - SN3971; ConvF(7.65, 7.65, 7.65); Calibrated: 2019/03/29
- Sensor-Surface: 1.4mm (Mechanical Surface Detection)
- Electronics: DAE4 Sn1431; Calibrated: 2019/03/25
- Phantom: Twin SAM Phantom_1496; Type: QD000P40CB;
- Measurement SW: DASY52, Version 52.10 (2); SEMCAD X Version 14.6.12 (7470)

- **Area Scan (101x171x1):** Interpolated grid: dx=1.200 mm, dy=1.200 mm

Maximum value of SAR (interpolated) = 0.0858 W/kg

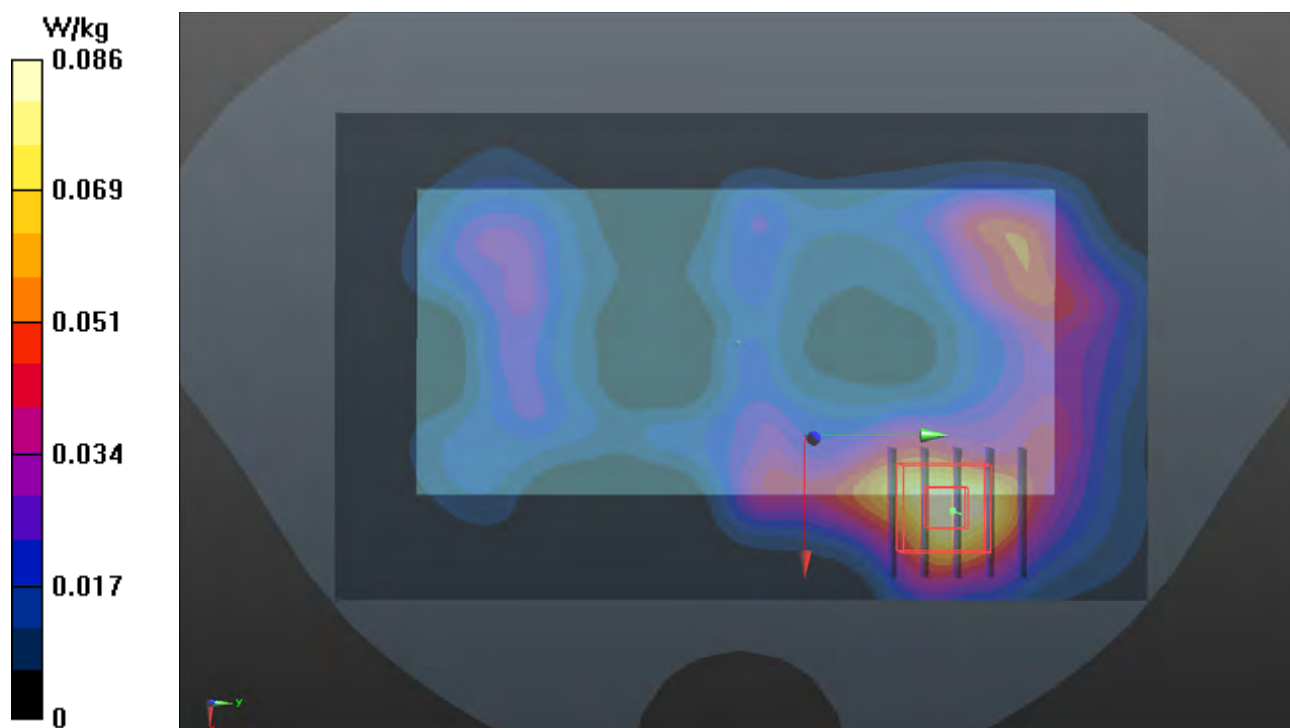
- **Zoom Scan (5x5x7)/Cube 0:** Measurement grid: dx=8mm, dy=8mm, dz=5mm

Reference Value = 6.598 V/m; Power Drift = -0.02 dB

Peak SAR (extrapolated) = 0.111 W/kg

SAR(1 g) = 0.056 W/kg; SAR(10 g) = 0.029 W/kg

Maximum value of SAR (measured) = 0.0898 W/kg



P29 WLAN5.3G_802.11n HT40_Rear Face_15mm_Ch54

DUT: 190719C19

Communication System: WLAN_5G; Frequency: 5270 MHz; Duty Cycle: 1:1.02

Medium: H34T60N2_0807 Medium parameters used: $f = 5270$ MHz; $\sigma = 4.82$ S/m; $\epsilon_r = 35.236$; $\rho = 1000$ kg/m³

Ambient Temperature : 23.8 °C ; Liquid Temperature : 23.3 °C

DASY5 Configuration:

- Probe: EX3DV4 - SN3971; ConvF(5.12, 5.12, 5.12); Calibrated: 2019/03/29
- Sensor-Surface: 1.4mm (Mechanical Surface Detection)
- Electronics: DAE4 Sn1431; Calibrated: 2019/03/25
- Phantom: Twin SAM Phantom_1496; Type: QD000P40CB;
- Measurement SW: DASY52, Version 52.10 (2); SEMCAD X Version 14.6.12 (7470)

- **Area Scan (121x201x1):** Interpolated grid: dx=1.000 mm, dy=1.000 mm

Maximum value of SAR (interpolated) = 0.135 W/kg

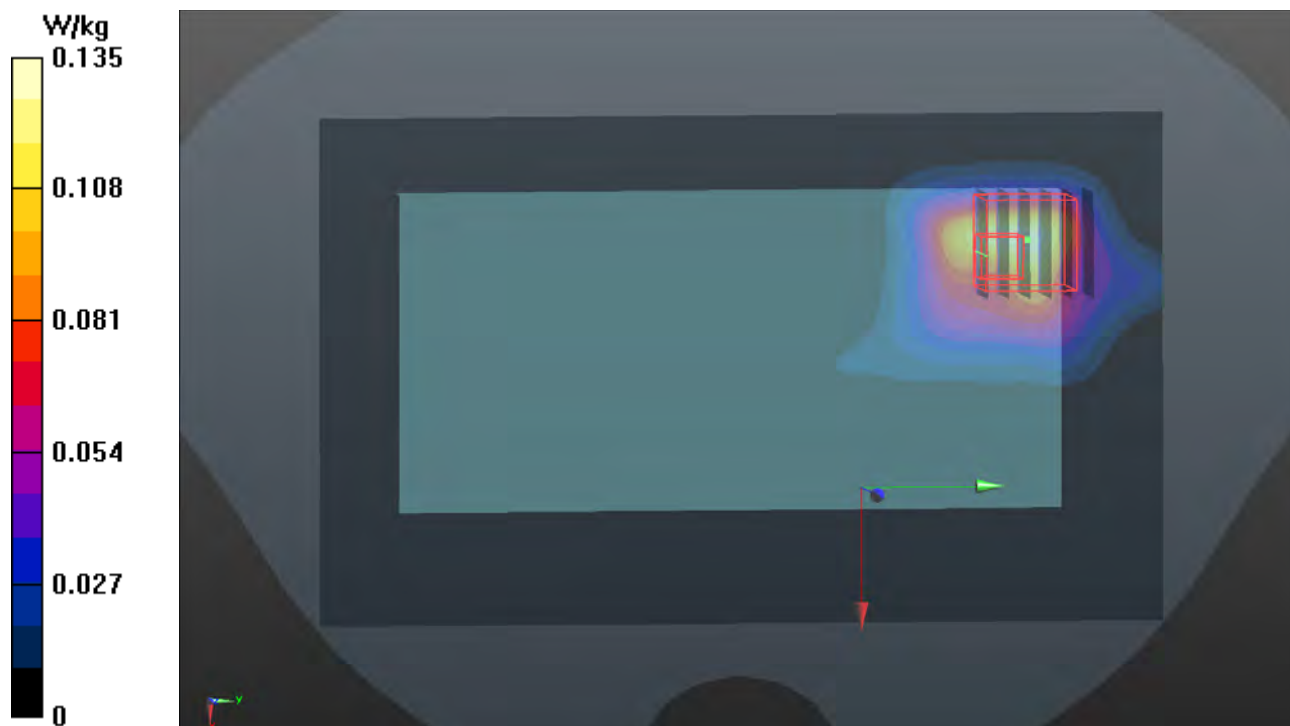
- **Zoom Scan (6x6x12)/Cube 0:** Measurement grid: dx=5mm, dy=5mm, dz=2mm

Reference Value = 4.446 V/m; Power Drift = -0.07 dB

Peak SAR (extrapolated) = 0.217 W/kg

SAR(1 g) = 0.028 W/kg; SAR(10 g) = 0.010 W/kg

Maximum value of SAR (measured) = 0.0919 W/kg



P30 WLAN5.6G_802.11n HT40_Rear Face_15mm_Ch110

DUT: 190719C19

Communication System: WLAN_5G; Frequency: 5550 MHz; Duty Cycle: 1:1.02

Medium: H34T60N2_0807 Medium parameters used: $f = 5550$ MHz; $\sigma = 5.124$ S/m; $\epsilon_r = 34.738$; $\rho = 1000$ kg/m³

Ambient Temperature : 23.8 °C ; Liquid Temperature : 23.3 °C

DASY5 Configuration:

- Probe: EX3DV4 - SN3971; ConvF(4.78, 4.78, 4.78); Calibrated: 2019/03/29
- Sensor-Surface: 1.4mm (Mechanical Surface Detection)
- Electronics: DAE4 Sn1431; Calibrated: 2019/03/25
- Phantom: Twin SAM Phantom_1496; Type: QD000P40CB;
- Measurement SW: DASY52, Version 52.10 (2); SEMCAD X Version 14.6.12 (7470)

- **Area Scan (121x201x1):** Interpolated grid: dx=1.000 mm, dy=1.000 mm

Maximum value of SAR (interpolated) = 0.0549 W/kg

- **Zoom Scan (6x6x12)/Cube 0:** Measurement grid: dx=5mm, dy=5mm, dz=2mm

Reference Value = 3.164 V/m; Power Drift = 0.04 dB

Peak SAR (extrapolated) = 0.117 W/kg

SAR(1 g) = 0.022 W/kg; SAR(10 g) = 0.00751 W/kg

Maximum value of SAR (measured) = 0.0596 W/kg

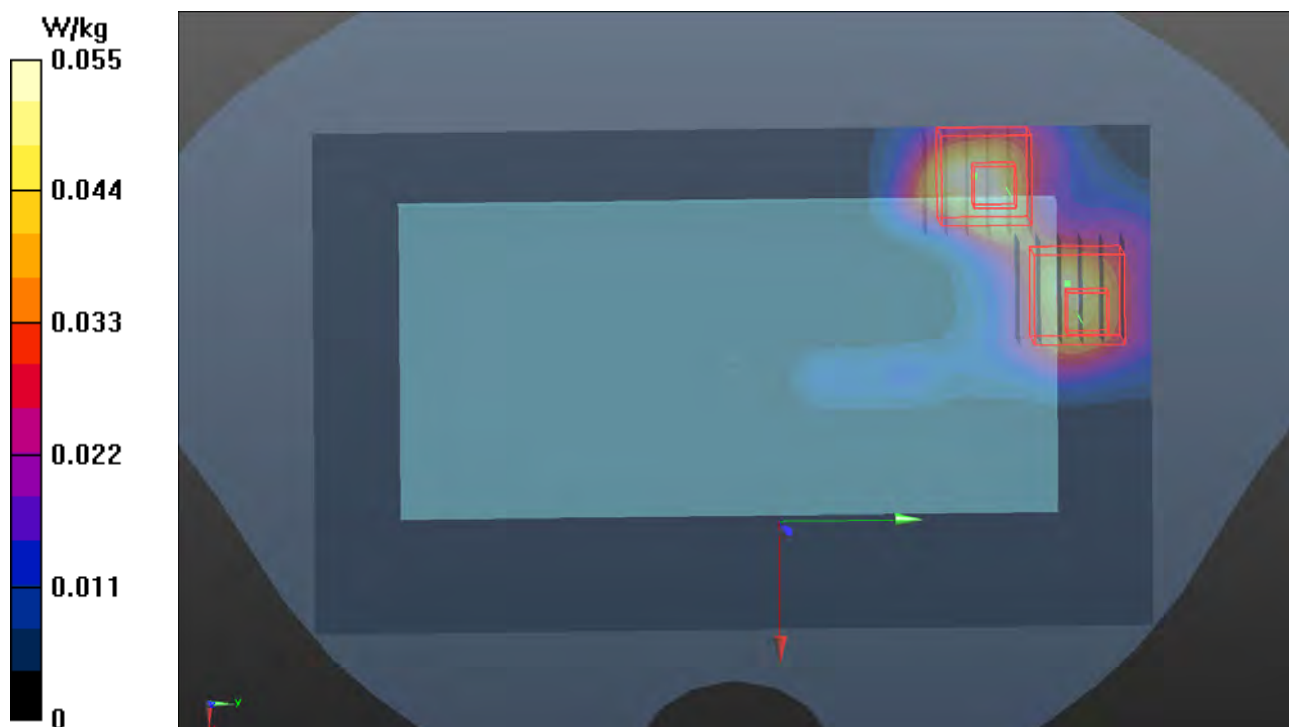
- **Zoom Scan (6x6x12)/Cube 1:** Measurement grid: dx=5mm, dy=5mm, dz=2mm

Reference Value = 3.164 V/m; Power Drift = 0.04 dB

Peak SAR (extrapolated) = 0.118 W/kg

SAR(1 g) = 0.017 W/kg; SAR(10 g) = 0.00589 W/kg

Maximum value of SAR (measured) = 0.0550 W/kg



P31 WLAN5.8G_802.11n HT40_Rear Face_15mm_Ch159

DUT: 190719C19

Communication System: WLAN_5G; Frequency: 5795 MHz; Duty Cycle: 1:1.02

Medium: H34T60N2_0807 Medium parameters used: $f = 5795$ MHz; $\sigma = 5.394$ S/m; $\epsilon_r = 34.305$; $\rho = 1000$ kg/m³

Ambient Temperature : 23.8 °C ; Liquid Temperature : 23.3 °C

DASY5 Configuration:

- Probe: EX3DV4 - SN3971; ConvF(4.92, 4.92, 4.92); Calibrated: 2019/03/29
- Sensor-Surface: 1.4mm (Mechanical Surface Detection)
- Electronics: DAE4 Sn1431; Calibrated: 2019/03/25
- Phantom: Twin SAM Phantom_1496; Type: QD000P40CB;
- Measurement SW: DASY52, Version 52.10 (2); SEMCAD X Version 14.6.12 (7470)

- **Area Scan (121x201x1):** Interpolated grid: dx=1.000 mm, dy=1.000 mm

Maximum value of SAR (interpolated) = 0.0393 W/kg

- **Zoom Scan (6x6x12)/Cube 0:** Measurement grid: dx=5mm, dy=5mm, dz=2mm

Reference Value = 2.305 V/m; Power Drift = -0.02 dB

Peak SAR (extrapolated) = 0.0780 W/kg

SAR(1 g) = 0.00981 W/kg; SAR(10 g) = 0.00386 W/kg

Maximum value of SAR (measured) = 0.0317 W/kg



P32 BT_BDR_Front Face_15mm_Ch78

DUT: 190719C19

Communication System: BT; Frequency: 2480 MHz; Duty Cycle: 1:1

Medium: H19T27N2_0726 Medium parameters used: $f = 2480$ MHz; $\sigma = 1.913$ S/m; $\epsilon_r = 38.583$; $\rho = 1000$ kg/m³

Ambient Temperature : 23.7 °C ; Liquid Temperature : 23.2 °C

DASY5 Configuration:

- Probe: EX3DV4 - SN3650; ConvF(7.63, 7.63, 7.63); Calibrated: 2019/05/20
- Sensor-Surface: 1.4mm (Mechanical Surface Detection)
- Electronics: DAE4 Sn861; Calibrated: 2019/05/08
- Phantom: Twin SAM Phantom_1653; Type: QD000P40CD;
- Measurement SW: DASY52, Version 52.10 (2); SEMCAD X Version 14.6.12 (7470)

- **Area Scan (101x171x1)**: Interpolated grid: dx=1.200 mm, dy=1.200 mm
Maximum value of SAR (interpolated) = 0.00290 W/kg

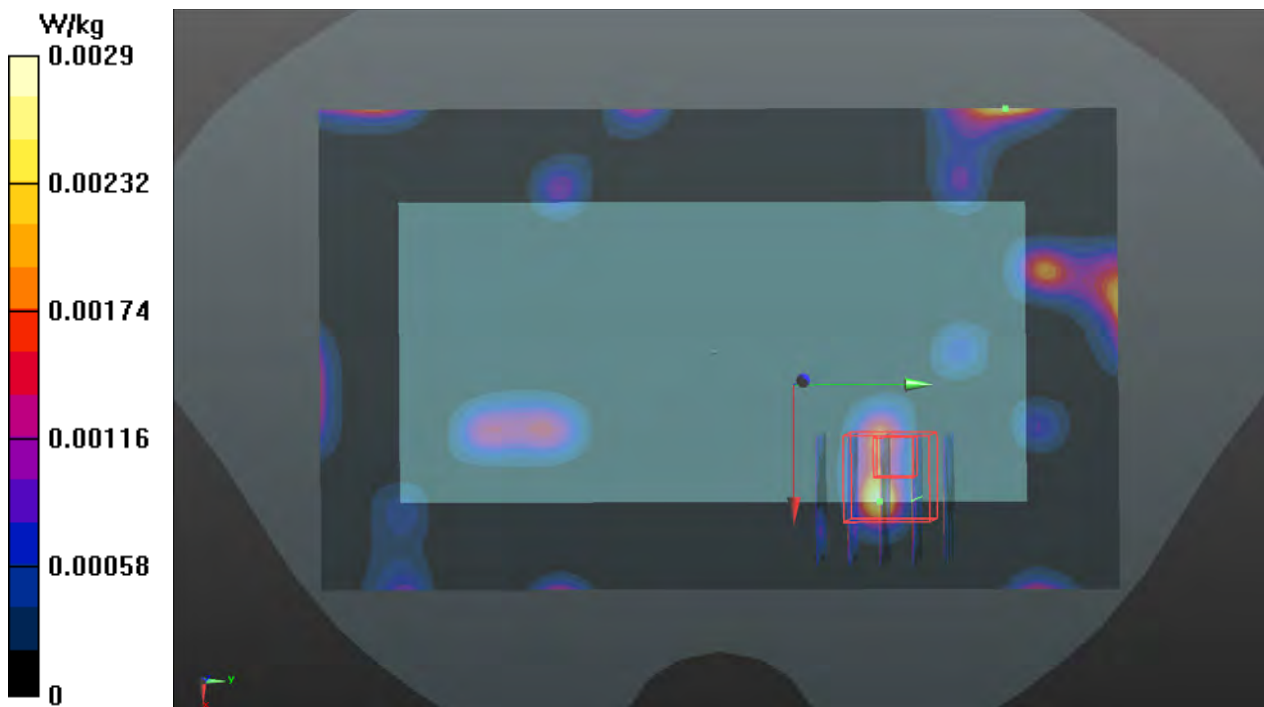
- **Zoom Scan (5x5x7)/Cube 0**: Measurement grid: dx=8mm, dy=8mm, dz=5mm

Reference Value = 1.316 V/m; Power Drift = -0.03 dB

Peak SAR (extrapolated) = 0.00500 W/kg

SAR(1 g) = 0.000798 W/kg; SAR(10 g) = 0.000179 W/kg

Maximum value of SAR (measured) = 0.00270 W/kg



P33 GSM850_GPRS12_Rear Face_10mm_Ch128_Ant1

DUT: 190719C19

Communication System: GPRS12; Frequency: 824.2 MHz; Duty Cycle: 1:2

Medium: H07T10N1_0725 Medium parameters used: $f = 824.2$ MHz; $\sigma = 0.911$ S/m; $\epsilon_r = 42.472$; $\rho = 1000$ kg/m³

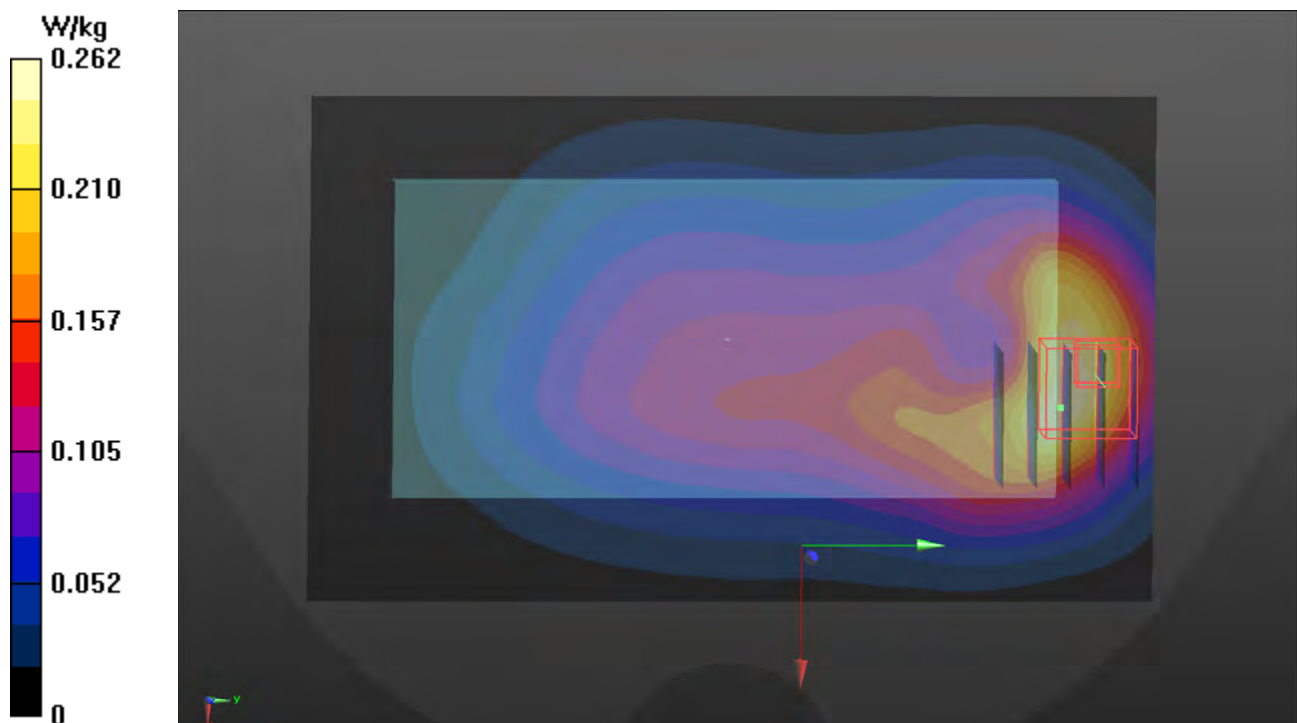
Ambient Temperature : 23.7 °C ; Liquid Temperature : 23.2 °C

DASY5 Configuration:

- Probe: EX3DV4 - SN7537; ConvF(10.48, 10.48, 10.48); Calibrated: 2019/06/18
- Sensor-Surface: 1.4mm (Mechanical Surface Detection)
- Electronics: DAE4 Sn1585; Calibrated: 2019/06/07
- Phantom: SAM Phantom_1982; Type: QD 000 P41 Ax; Serial: 1982
- Measurement SW: DASY52, Version 52.10 (2); SEMCAD X Version 14.6.12 (7470)

- **Area Scan (81x141x1)**: Interpolated grid: $dx=1.500$ mm, $dy=1.500$ mm
Maximum value of SAR (interpolated) = 0.262 W/kg

- **Zoom Scan (5x5x7)/Cube 0**: Measurement grid: $dx=8$ mm, $dy=8$ mm, $dz=5$ mm
Reference Value = 17.20 V/m; Power Drift = -0.02 dB
Peak SAR (extrapolated) = 0.332 W/kg
SAR(1 g) = 0.198 W/kg; SAR(10 g) = 0.102 W/kg
Maximum value of SAR (measured) = 0.283 W/kg



P34 GSM1900_GPRS12_Bottom Side_10mm_Ch810_Ant0

DUT: 190719C19

Communication System: GPRS12; Frequency: 1909.8 MHz; Duty Cycle: 1:2

Medium: H16T20N1_0805 Medium parameters used: $f = 1909.8 \text{ MHz}$; $\sigma = 1.457 \text{ S/m}$; $\epsilon_r = 39.212$; $\rho = 1000 \text{ kg/m}^3$

Ambient Temperature : $23.7 \text{ }^\circ\text{C}$; Liquid Temperature : $23.1 \text{ }^\circ\text{C}$

DASY5 Configuration:

- Probe: EX3DV4 - SN7537; ConvF(8.13, 8.13, 8.13); Calibrated: 2019/06/18
- Sensor-Surface: 1.4mm (Mechanical Surface Detection)
- Electronics: DAE4 Sn1585; Calibrated: 2019/06/07
- Phantom: SAM Phantom_1982; Type: QD 000 P41 Ax; Serial: 1982
- Measurement SW: DASY52, Version 52.10 (2); SEMCAD X Version 14.6.12 (7470)

- **Area Scan (41x81x1):** Interpolated grid: $dx=1.500 \text{ mm}$, $dy=1.500 \text{ mm}$

Maximum value of SAR (interpolated) = 0.963 W/kg

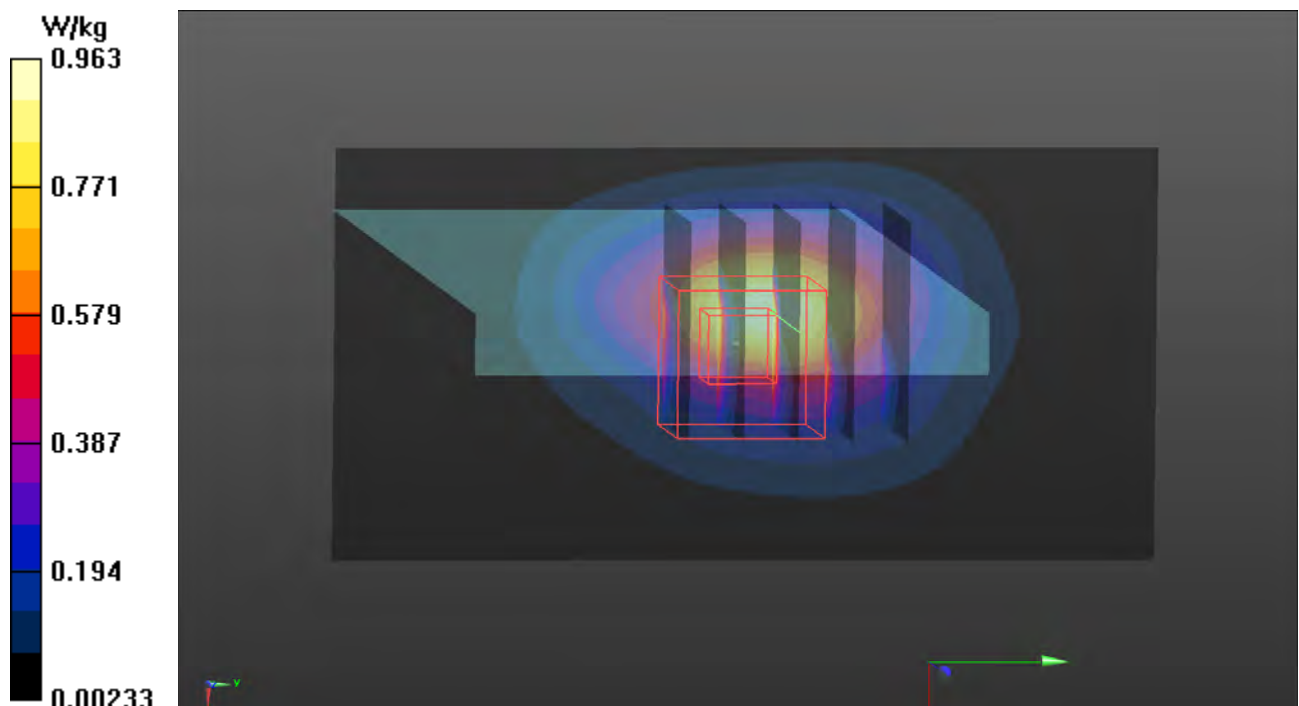
- **Zoom Scan (5x5x7)/Cube 0:** Measurement grid: $dx=8\text{mm}$, $dy=8\text{mm}$, $dz=5\text{mm}$

Reference Value = 24.79 V/m ; Power Drift = -0.04 dB

Peak SAR (extrapolated) = 2.06 W/kg

SAR(1 g) = 0.811 W/kg ; SAR(10 g) = 0.265 W/kg

Maximum value of SAR (measured) = 1.06 W/kg



P35 WCDMA II_RMC12.2K_Bottom Side_10mm_Ch9400_Ant0

DUT: 190719C19

Communication System: WCDMA; Frequency: 1880 MHz; Duty Cycle: 1:1

Medium: H16T20N1_0805 Medium parameters used: $f = 1880$ MHz; $\sigma = 1.43$ S/m; $\epsilon_r = 39.272$; $\rho = 1000$ kg/m³

Ambient Temperature : 23.7 °C ; Liquid Temperature : 23.1 °C

DASY5 Configuration:

- Probe: EX3DV4 - SN7537; ConvF(8.13, 8.13, 8.13); Calibrated: 2019/06/18
- Sensor-Surface: 1.4mm (Mechanical Surface Detection)
- Electronics: DAE4 Sn1585; Calibrated: 2019/06/07
- Phantom: SAM Phantom_1982; Type: QD 000 P41 Ax; Serial: 1982
- Measurement SW: DASY52, Version 52.10 (2); SEMCAD X Version 14.6.12 (7470)

- **Area Scan (41x81x1):** Interpolated grid: dx=1.500 mm, dy=1.500 mm

Maximum value of SAR (interpolated) = 0.978 W/kg

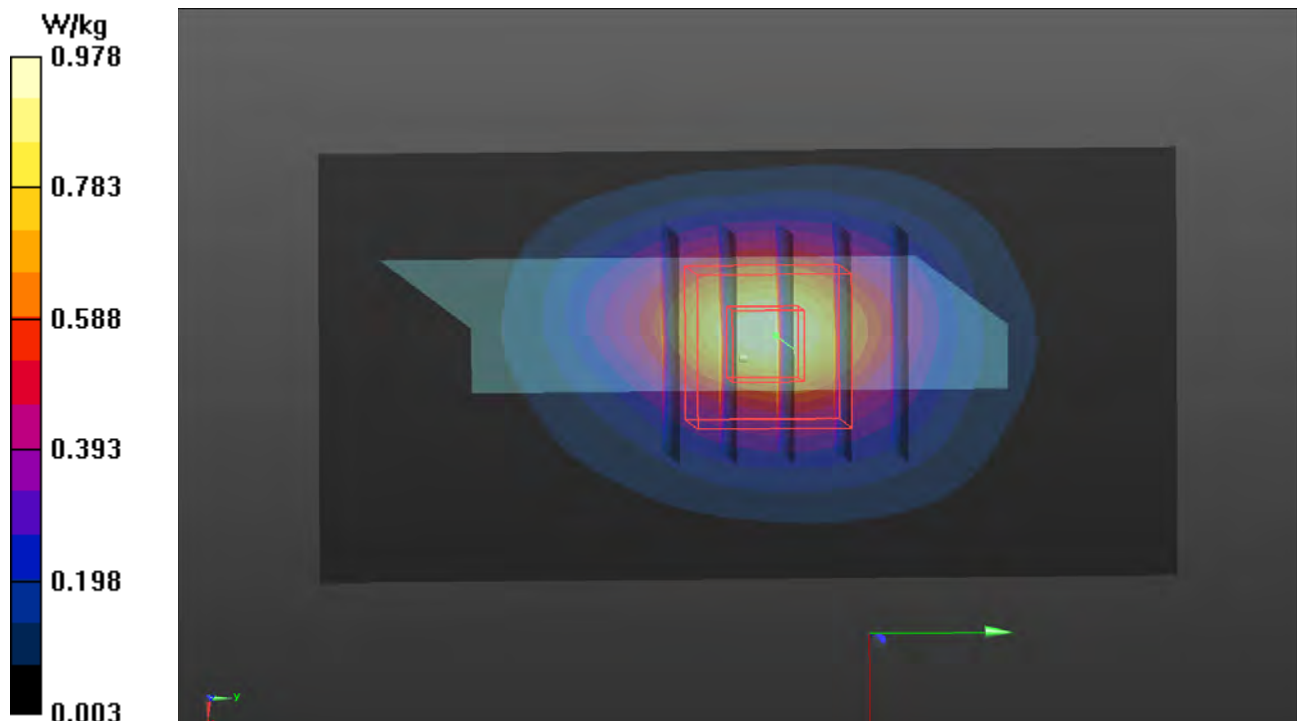
- **Zoom Scan (5x5x7)/Cube 0:** Measurement grid: dx=8mm, dy=8mm, dz=5mm

Reference Value = 24.32 V/m; Power Drift = -0.05 dB

Peak SAR (extrapolated) = 1.42 W/kg

SAR(1 g) = 0.753 W/kg; SAR(10 g) = 0.380 W/kg

Maximum value of SAR (measured) = 1.15 W/kg



P36 WCDMA IV_RMC12.2K_Bottom Side_10mm_Ch1413_Ant0

DUT: 190719C19

Communication System: WCDMA; Frequency: 1732.6 MHz; Duty Cycle: 1:1

Medium: H16T20N1_0805 Medium parameters used: $f = 1732.6$ MHz; $\sigma = 1.306$ S/m; $\epsilon_r = 39.814$; $\rho = 1000$ kg/m³

Ambient Temperature : 23.7 °C ; Liquid Temperature : 23.1 °C

DASY5 Configuration:

- Probe: EX3DV4 - SN7537; ConvF(8.44, 8.44, 8.44); Calibrated: 2019/06/18

- Sensor-Surface: 1.4mm (Mechanical Surface Detection)

- Electronics: DAE4 Sn1585; Calibrated: 2019/06/07

- Phantom: SAM Phantom_1982; Type: QD 000 P41 Ax; Serial: 1982

- Measurement SW: DASY52, Version 52.10 (2); SEMCAD X Version 14.6.12 (7470)

- **Area Scan (41x81x1)**: Interpolated grid: dx=1.500 mm, dy=1.500 mm

Maximum value of SAR (interpolated) = 0.806 W/kg

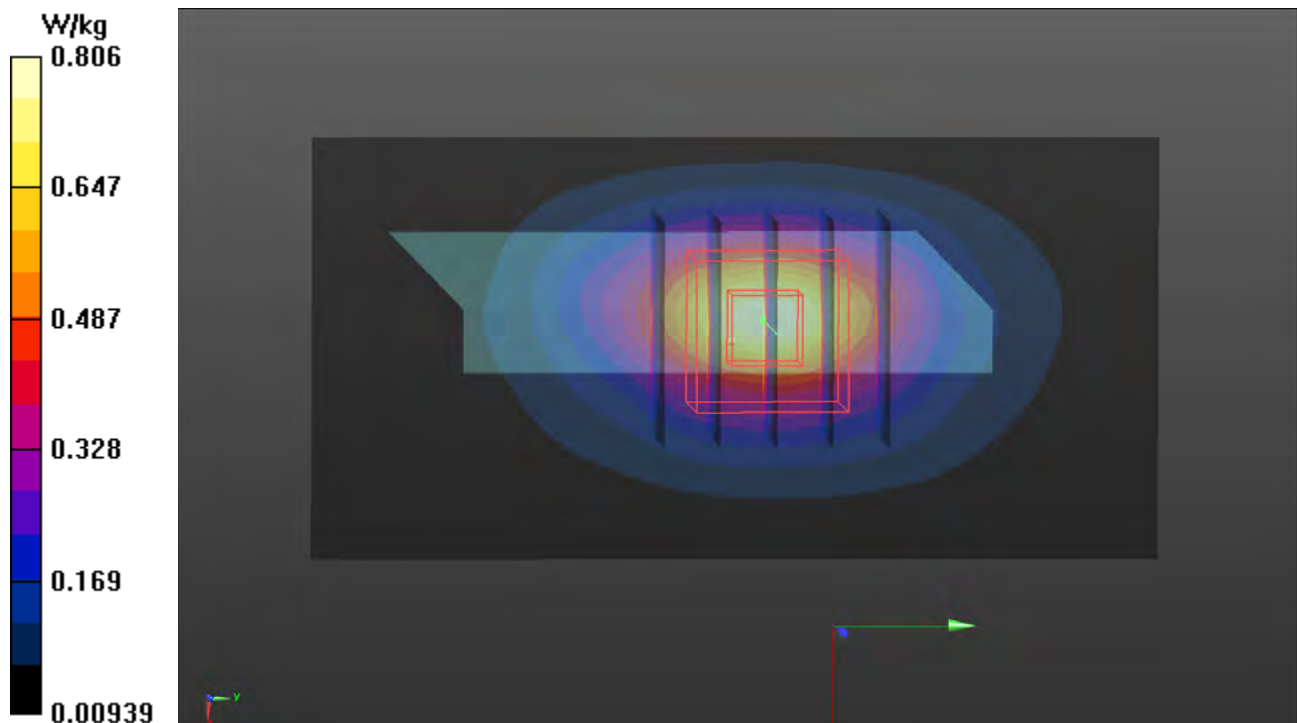
- **Zoom Scan (5x5x7)/Cube 0**: Measurement grid: dx=8mm, dy=8mm, dz=5mm

Reference Value = 22.48 V/m; Power Drift = -0.02 dB

Peak SAR (extrapolated) = 1.08 W/kg

SAR(1 g) = 0.600 W/kg; SAR(10 g) = 0.313 W/kg

Maximum value of SAR (measured) = 0.905 W/kg



P37 WCDMA V_RMC12.2K_Rear Face_10mm_Ch4233_Ant1

DUT: 190719C19

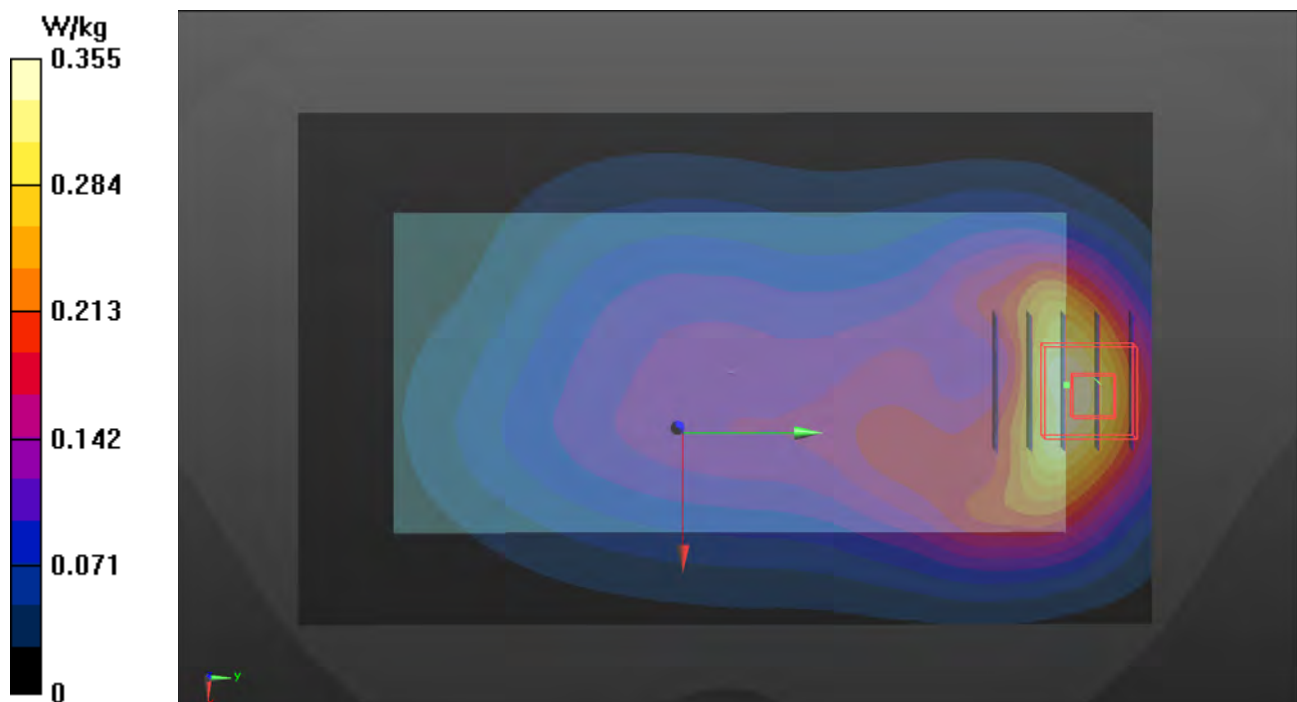
Communication System: WCDMA; Frequency: 846.6 MHz; Duty Cycle: 1:1
Medium: H07T10N1_0725 Medium parameters used: $f = 846.6$ MHz; $\sigma = 0.932$ S/m; $\epsilon_r = 42.18$; $\rho = 1000$ kg/m³
Ambient Temperature : 23.7 °C ; Liquid Temperature : 23.2 °C

DASY5 Configuration:

- Probe: EX3DV4 - SN7537; ConvF(10.48, 10.48, 10.48); Calibrated: 2019/06/18
- Sensor-Surface: 1.4mm (Mechanical Surface Detection)
- Electronics: DAE4 Sn1585; Calibrated: 2019/06/07
- Phantom: SAM Phantom_1982; Type: QD 000 P41 Ax; Serial: 1982
- Measurement SW: DASY52, Version 52.10 (2); SEMCAD X Version 14.6.12 (7470)

- **Area Scan (81x141x1)**: Interpolated grid: dx=1.500 mm, dy=1.500 mm
Maximum value of SAR (interpolated) = 0.355 W/kg

- **Zoom Scan (5x5x7)/Cube 0**: Measurement grid: dx=8mm, dy=8mm, dz=5mm
Reference Value = 20.31 V/m; Power Drift = -0.03 dB
Peak SAR (extrapolated) = 0.499 W/kg
SAR(1 g) = 0.271 W/kg; SAR(10 g) = 0.146 W/kg
Maximum value of SAR (measured) = 0.385 W/kg



P38 LTE 2_QPSK20M_Bottom Side_10mm_Ch19100_1RB_OS0_Ant0

DUT: 190719C19

Communication System: LTE; Frequency: 1900 MHz; Duty Cycle: 1:1

Medium: H16T20N1_0805 Medium parameters used: $f = 1900$ MHz; $\sigma = 1.447$ S/m; $\epsilon_r = 39.229$; $\rho = 1000$ kg/m³

Ambient Temperature : 23.7 °C ; Liquid Temperature : 23.1 °C

DASY5 Configuration:

- Probe: EX3DV4 - SN7537; ConvF(8.13, 8.13, 8.13); Calibrated: 2019/06/18
- Sensor-Surface: 1.4mm (Mechanical Surface Detection)
- Electronics: DAE4 Sn1585; Calibrated: 2019/06/07
- Phantom: SAM Phantom_1982; Type: QD 000 P41 Ax; Serial: 1982
- Measurement SW: DASY52, Version 52.10 (2); SEMCAD X Version 14.6.12 (7470)

- **Area Scan (41x81x1):** Interpolated grid: dx=1.500 mm, dy=1.500 mm

Maximum value of SAR (interpolated) = 0.903 W/kg

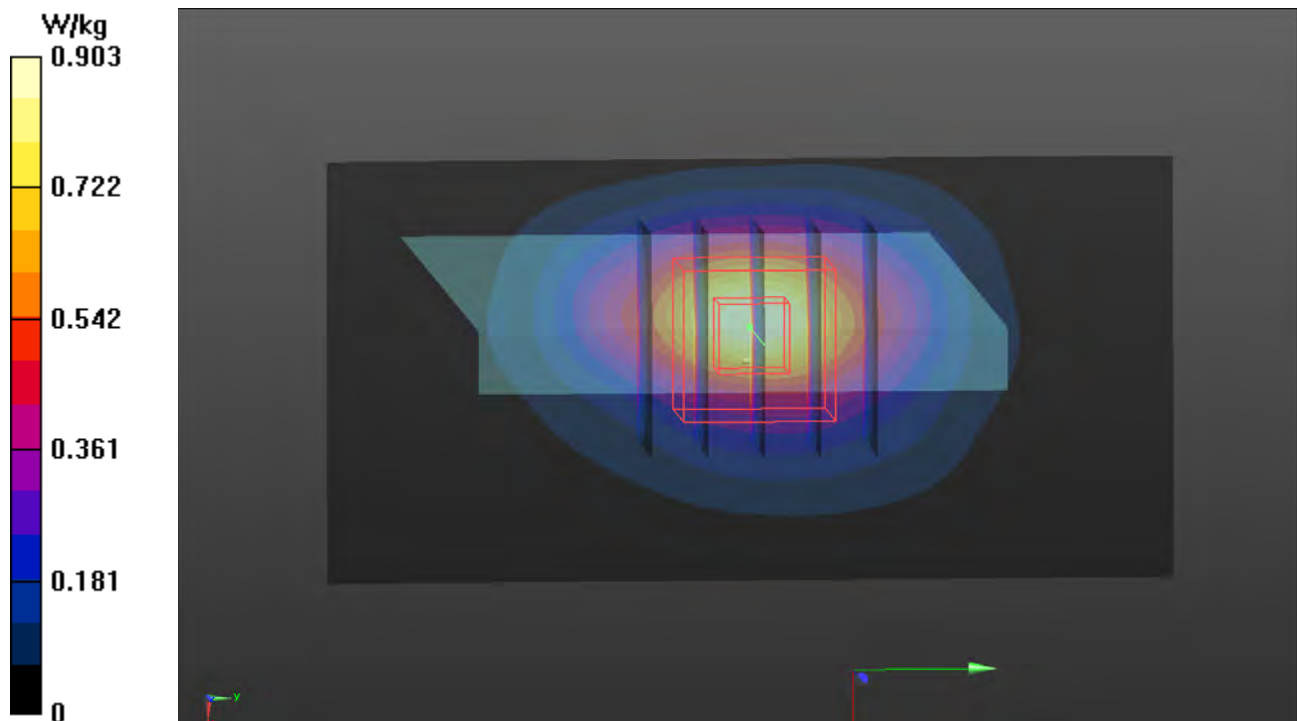
- **Zoom Scan (5x5x7)/Cube 0:** Measurement grid: dx=8mm, dy=8mm, dz=5mm

Reference Value = 25.02 V/m; Power Drift = -0.07 dB

Peak SAR (extrapolated) = 1.28 W/kg

SAR(1 g) = 0.676 W/kg; SAR(10 g) = 0.342 W/kg

Maximum value of SAR (measured) = 1.05 W/kg



P39 LTE 4_QPSK20M_Bottom Side_10mm_Ch20300_1RB_OS0_Ant0

DUT: 190719C19

Communication System: LTE; Frequency: 1745 MHz; Duty Cycle: 1:1

Medium: H16T20N1_0805 Medium parameters used: $f = 1745$ MHz; $\sigma = 1.316$ S/m; $\epsilon_r = 39.767$; $\rho = 1000$ kg/m³

Ambient Temperature : 23.7 °C ; Liquid Temperature : 23.1 °C

DASY5 Configuration:

- Probe: EX3DV4 - SN7537; ConvF(8.44, 8.44, 8.44); Calibrated: 2019/06/18
- Sensor-Surface: 1.4mm (Mechanical Surface Detection)
- Electronics: DAE4 Sn1585; Calibrated: 2019/06/07
- Phantom: SAM Phantom_1982; Type: QD 000 P41 Ax; Serial: 1982
- Measurement SW: DASY52, Version 52.10 (2); SEMCAD X Version 14.6.12 (7470)

- **Area Scan (41x81x1):** Interpolated grid: dx=1.500 mm, dy=1.500 mm

Maximum value of SAR (interpolated) = 0.886 W/kg

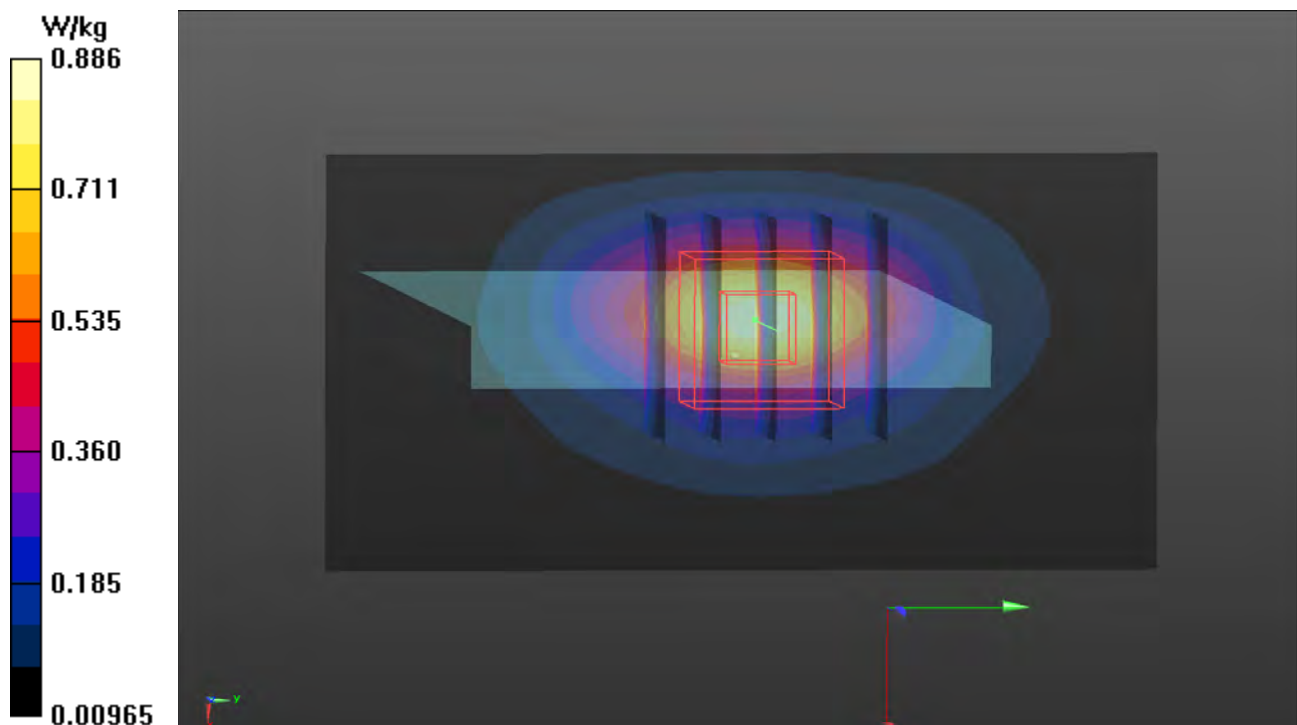
- **Zoom Scan (5x5x7)/Cube 0:** Measurement grid: dx=8mm, dy=8mm, dz=5mm

Reference Value = 25.35 V/m; Power Drift = -0.04 dB

Peak SAR (extrapolated) = 1.16 W/kg

SAR(1 g) = 0.646 W/kg; SAR(10 g) = 0.337 W/kg

Maximum value of SAR (measured) = 0.966 W/kg



P40 LTE 5_QPSK10M_Rear Face_10mm_Ch20450_1RB_OS0_Ant1

DUT: 190719C19

Communication System: LTE; Frequency: 829 MHz; Duty Cycle: 1:1

Medium: H07T10N1_0725 Medium parameters used: $f = 829$ MHz; $\sigma = 0.915$ S/m; $\epsilon_r = 42.404$; $\rho = 1000$ kg/m³

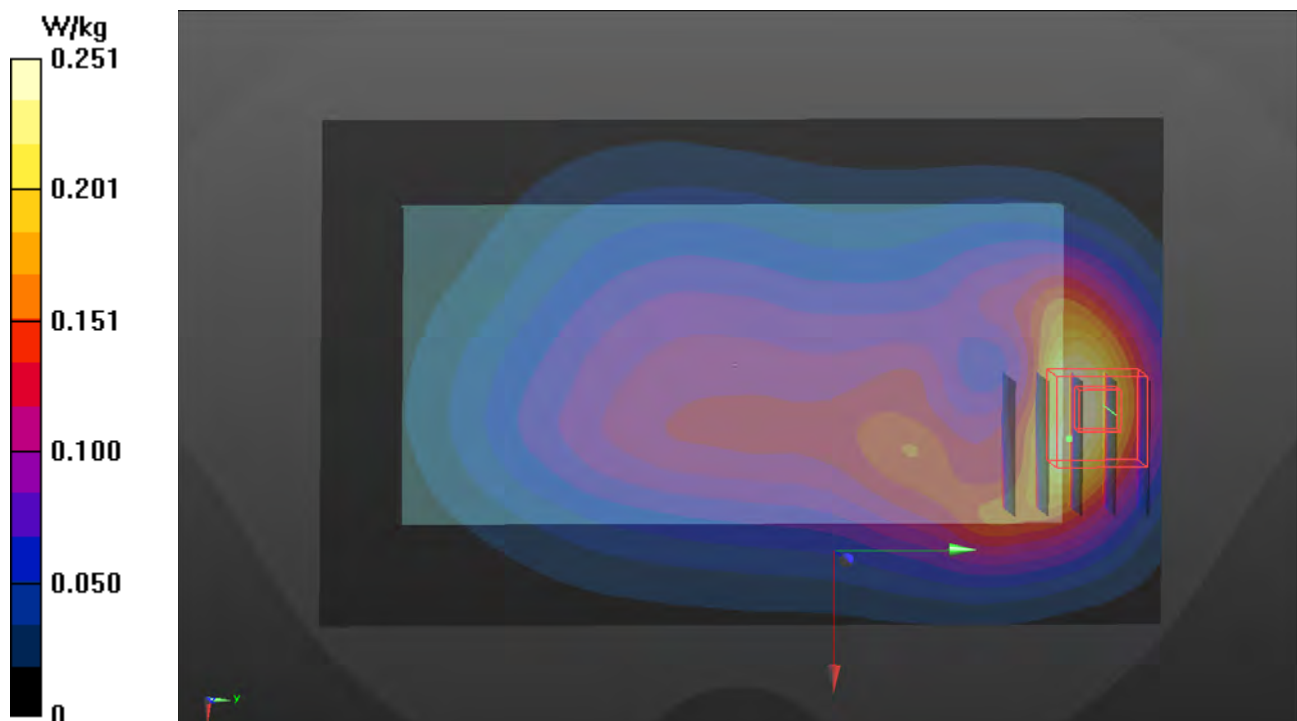
Ambient Temperature : 23.7 °C ; Liquid Temperature : 23.2 °C

DASY5 Configuration:

- Probe: EX3DV4 - SN7537; ConvF(10.48, 10.48, 10.48); Calibrated: 2019/06/18
- Sensor-Surface: 1.4mm (Mechanical Surface Detection)
- Electronics: DAE4 Sn1585; Calibrated: 2019/06/07
- Phantom: SAM Phantom_1982; Type: QD 000 P41 Ax; Serial: 1982
- Measurement SW: DASY52, Version 52.10 (2); SEMCAD X Version 14.6.12 (7470)

- **Area Scan (81x141x1)**: Interpolated grid: $dx=1.500$ mm, $dy=1.500$ mm
Maximum value of SAR (interpolated) = 0.251 W/kg

- **Zoom Scan (5x5x7)/Cube 0**: Measurement grid: $dx=8$ mm, $dy=8$ mm, $dz=5$ mm
Reference Value = 16.96 V/m; Power Drift = -0.06 dB
Peak SAR (extrapolated) = 0.312 W/kg
SAR(1 g) = 0.174 W/kg; SAR(10 g) = 0.095 W/kg
Maximum value of SAR (measured) = 0.249 W/kg



P41 LTE 7_QPSK20M_Bottom Side_10mm_Ch20850_1RB_OS50_Ant0

DUT: 190719C19

Communication System: LTE; Frequency: 2510 MHz; Duty Cycle: 1:1

Medium: H19T27N1_0806 Medium parameters used: $f = 2510$ MHz; $\sigma = 1.933$ S/m; $\epsilon_r = 38.906$; $\rho = 1000$ kg/m³


Ambient Temperature : 23.7 °C ; Liquid Temperature : 23.1 °C

DASY5 Configuration:

- Probe: EX3DV4 - SN7537; ConvF(7.19, 7.19, 7.19); Calibrated: 2019/06/18
- Sensor-Surface: 1.4mm (Mechanical Surface Detection)
- Electronics: DAE4 Sn1585; Calibrated: 2019/06/07
- Phantom: SAM Phantom_1982; Type: QD 000 P41 Ax; Serial: 1982
- Measurement SW: DASY52, Version 52.10 (2); SEMCAD X Version 14.6.12 (7470)

- **Area Scan (51x101x1)**: Interpolated grid: dx=1.200 mm, dy=1.200 mm
Maximum value of SAR (interpolated) = 1.15 W/kg

- **Zoom Scan (5x5x7)/Cube 0**: Measurement grid: dx=8mm, dy=8mm, dz=5mm
Reference Value = 23.93 V/m; Power Drift = -0.04 dB
Peak SAR (extrapolated) = 1.58 W/kg
SAR(1 g) = 0.822 W/kg; SAR(10 g) = 0.419 W/kg
Maximum value of SAR (measured) = 1.26 W/kg



P42 LTE 38_QPSK20M_Bottom Side_10mm_Ch37850_1RB_OS0_Ant0

DUT: 190719C19

Communication System: LTE TDD CF0; Frequency: 2580 MHz; Duty Cycle: 1:1.58
Medium: H19T27N1_0729 Medium parameters used: $f = 2580$ MHz; $\sigma = 2.012$ S/m; $\epsilon_r = 37.83$; $\rho = 1000$ kg/m³
Ambient Temperature : 23.7 °C ; Liquid Temperature : 23.3 °C


DASY5 Configuration:

- Probe: EX3DV4 - SN7472; ConvF(7.53, 7.53, 7.53); Calibrated: 2018/08/29
- Sensor-Surface: 1.4mm (Mechanical Surface Detection)
- Electronics: DAE3 Sn579; Calibrated: 2018/08/27
- Phantom: Twin SAM Phantom_1823; Type: QD000P40CD;
- Measurement SW: DASY52, Version 52.10 (2); SEMCAD X Version 14.6.12 (7470)

- **Area Scan (71x101x1):** Interpolated grid: dx=1.200 mm, dy=1.200 mm
Maximum value of SAR (interpolated) = 1.33 W/kg

- **Zoom Scan (5x5x7)/Cube 1:** Measurement grid: dx=8mm, dy=8mm, dz=5mm
Reference Value = 26.42 V/m; Power Drift = 0.01 dB
Peak SAR (extrapolated) = 1.61 W/kg
SAR(1 g) = 0.829 W/kg; SAR(10 g) = 0.421 W/kg
Maximum value of SAR (measured) = 1.32 W/kg

- **Zoom Scan (5x5x7)/Cube 0:** Measurement grid: dx=8mm, dy=8mm, dz=5mm
Reference Value = 26.42 V/m; Power Drift = 0.01 dB
Peak SAR (extrapolated) = 1.72 W/kg
SAR(1 g) = 0.795 W/kg; SAR(10 g) = 0.361 W/kg
Maximum value of SAR (measured) = 1.31 W/kg



P43 WLAN2.4G_802.11b_Right Side_10mm_Ch6

DUT: 190719C19

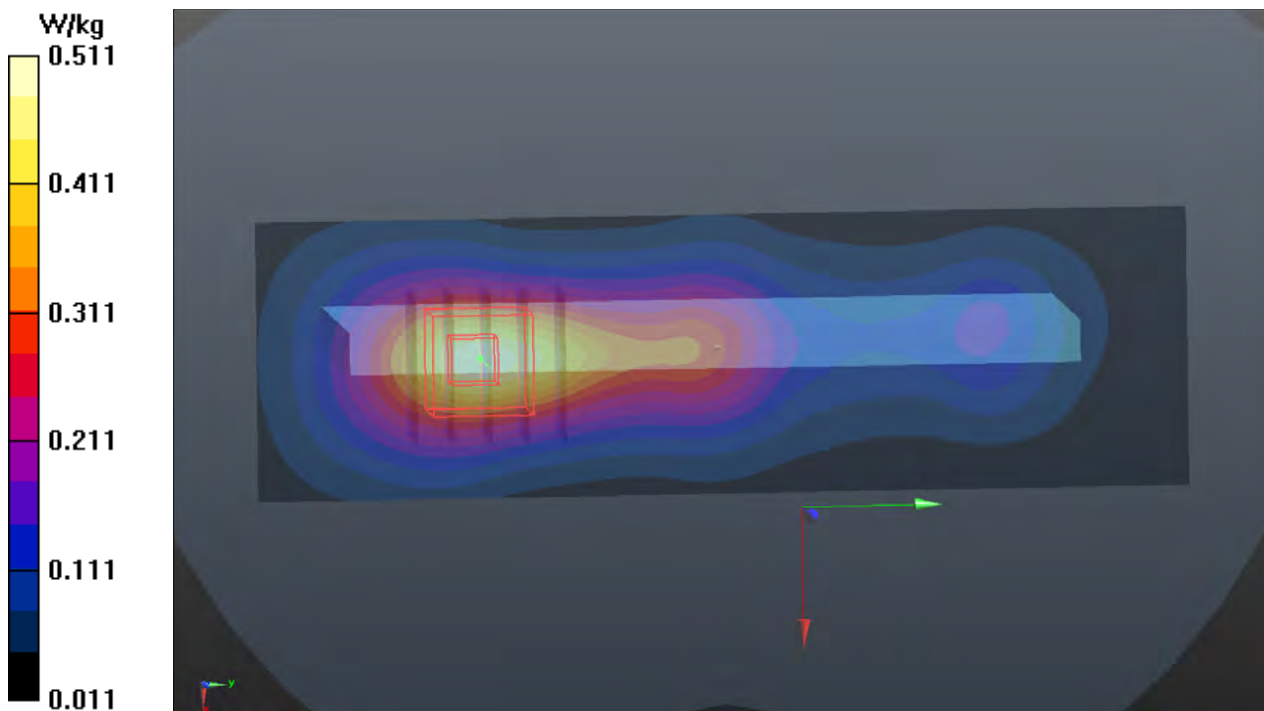
Communication System: WLAN_2.4G; Frequency: 2437 MHz; Duty Cycle: 1:1
Medium: H19T27N1_0731 Medium parameters used: $f = 2437$ MHz; $\sigma = 1.871$ S/m; $\epsilon_r = 38.384$; $\rho = 1000$ kg/m³
Ambient Temperature : 23.8 °C ; Liquid Temperature : 23.1 °C

DASY5 Configuration:

- Probe: EX3DV4 - SN7472; ConvF(7.71, 7.71, 7.71); Calibrated: 2018/08/29
- Sensor-Surface: 1.4mm (Mechanical Surface Detection)
- Electronics: DAE3 Sn579; Calibrated: 2018/08/27
- Phantom: Twin SAM Phantom_1823; Type: QD000P40CD;
- Measurement SW: DASY52, Version 52.10 (2); SEMCAD X Version 14.6.12 (7470)

- **Area Scan (51x171x1):** Interpolated grid: dx=1.200 mm, dy=1.200 mm
Maximum value of SAR (interpolated) = 0.511 W/kg

- **Zoom Scan (5x5x7)/Cube 0:** Measurement grid: dx=8mm, dy=8mm, dz=5mm
Reference Value = 13.93 V/m; Power Drift = 0.08 dB
Peak SAR (extrapolated) = 1.21 W/kg
SAR(1 g) = 0.577 W/kg; SAR(10 g) = 0.263 W/kg
Maximum value of SAR (measured) = 0.982 W/kg



P44 WLAN5.2G_802.11a_Right Side_10mm_Ch48

DUT: 190719C19

Communication System: WLAN_5G; Frequency: 5240 MHz; Duty Cycle: 1:1.04

Medium: H34T60N1_0731 Medium parameters used: $f = 5240$ MHz; $\sigma = 4.778$ S/m; $\epsilon_r = 35.119$; $\rho = 1000$ kg/m³

Ambient Temperature : 23.8 °C ; Liquid Temperature : 23.3 °C

DASY5 Configuration:

- Probe: EX3DV4 - SN3650; ConvF(5.4, 5.4, 5.4); Calibrated: 2019/05/20
- Sensor-Surface: 1.4mm (Mechanical Surface Detection)
- Electronics: DAE4 Sn861; Calibrated: 2019/05/08
- Phantom: Twin SAM Phantom_1653; Type: QD000P40CD;
- Measurement SW: DASY52, Version 52.10 (2); SEMCAD X Version 14.6.12 (7470)

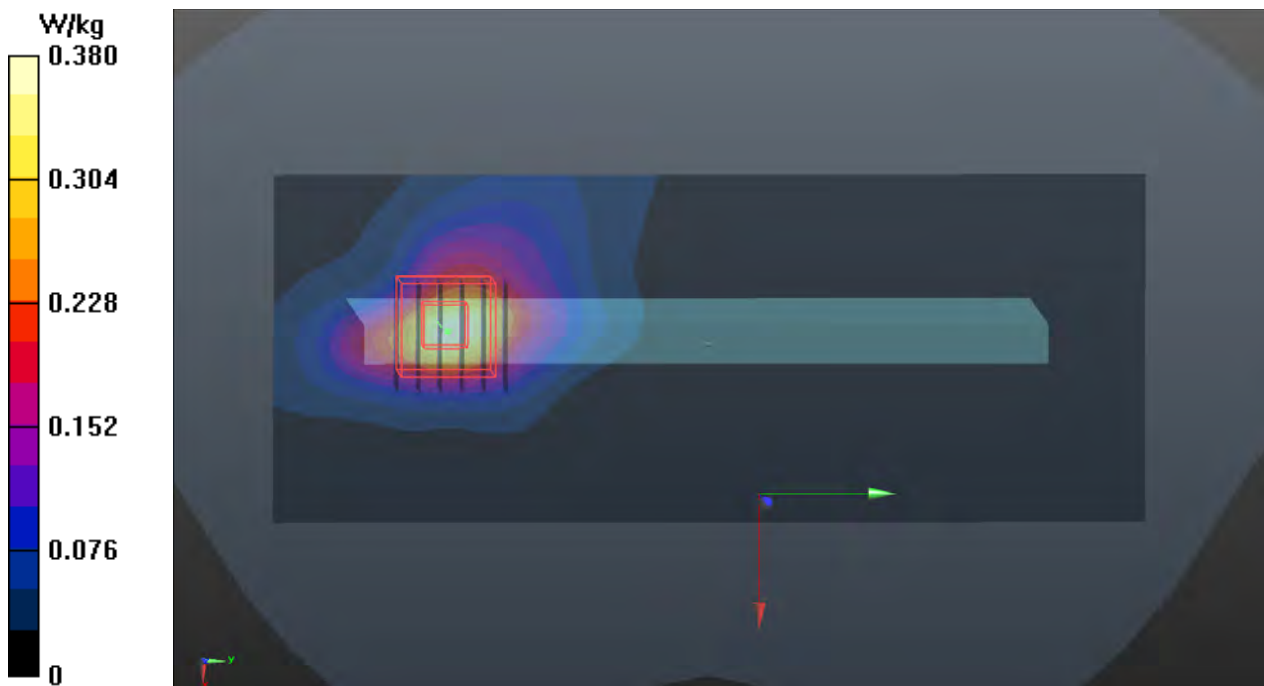
- **Area Scan (81x201x1):** Interpolated grid: dx=1.000 mm, dy=1.000 mm
Maximum value of SAR (interpolated) = 0.380 W/kg

- **Zoom Scan (6x6x12)/Cube 0:** Measurement grid: dx=5mm, dy=5mm, dz=2mm
Reference Value = 9.288 V/m; Power Drift = 0.12 dB

Peak SAR (extrapolated) = 0.669 W/kg

SAR(1 g) = 0.188 W/kg; SAR(10 g) = 0.069 W/kg

Maximum value of SAR (measured) = 0.412 W/kg



P45 WLAN5.8G_802.11a_Right Side_10mm_Ch149

DUT: 190719C19

Communication System: WLAN_5G; Frequency: 5745 MHz; Duty Cycle: 1:1.04

Medium: H34T60N2_0727 Medium parameters used: $f = 5745$ MHz; $\sigma = 5.099$ S/m; $\epsilon_r = 36.415$; $\rho = 1000$ kg/m³

Ambient Temperature : 23.8 °C ; Liquid Temperature : 23.5 °C

DASY5 Configuration:

- Probe: EX3DV4 - SN3650; ConvF(5.17, 5.17, 5.17); Calibrated: 2019/05/20
- Sensor-Surface: 1.4mm (Mechanical Surface Detection)
- Electronics: DAE4 Sn861; Calibrated: 2019/05/08
- Phantom: Twin SAM Phantom_1653; Type: QD000P40CD;
- Measurement SW: DASY52, Version 52.10 (2); SEMCAD X Version 14.6.12 (7470)

- **Area Scan (61x201x1):** Interpolated grid: dx=1.000 mm, dy=1.000 mm

Maximum value of SAR (interpolated) = 0.600 W/kg

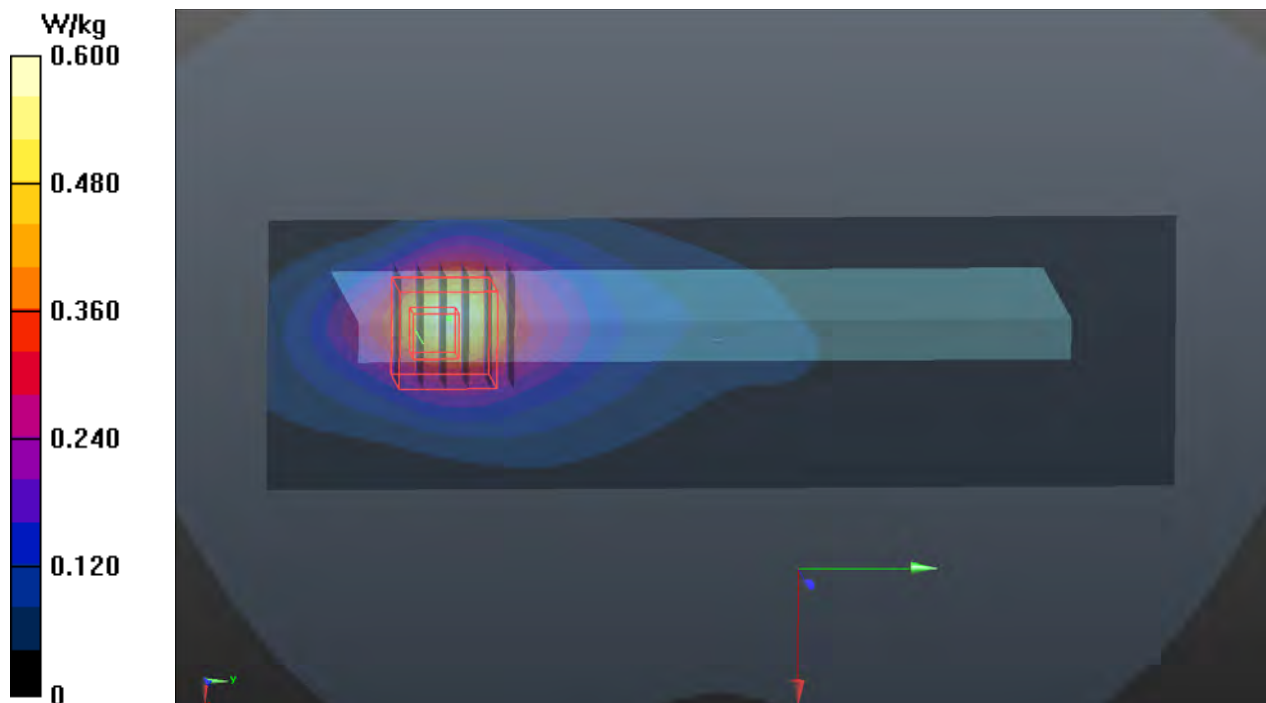
- **Zoom Scan (6x6x12)/Cube 0:** Measurement grid: dx=5mm, dy=5mm, dz=2mm

Reference Value = 11.85 V/m; Power Drift = -0.05 dB

Peak SAR (extrapolated) = 1.18 W/kg

SAR(1 g) = 0.298 W/kg; SAR(10 g) = 0.111 W/kg

Maximum value of SAR (measured) = 0.678 W/kg



P46 BT_BDR_Right Side_10mm_Ch78

DUT: 190719C19

Communication System: BT; Frequency: 2480 MHz; Duty Cycle: 1:1

Medium: H19T27N2_0726 Medium parameters used: $f = 2480$ MHz; $\sigma = 1.913$ S/m; $\epsilon_r = 38.583$; $\rho = 1000$ kg/m³

Ambient Temperature : 23.7 °C ; Liquid Temperature : 23.2 °C

DASY5 Configuration:

- Probe: EX3DV4 - SN3650; ConvF(7.63, 7.63, 7.63); Calibrated: 2019/05/20
- Sensor-Surface: 1.4mm (Mechanical Surface Detection)
- Electronics: DAE4 Sn861; Calibrated: 2019/05/08
- Phantom: Twin SAM Phantom_1653; Type: QD000P40CD;
- Measurement SW: DASY52, Version 52.10 (2); SEMCAD X Version 14.6.12 (7470)

- **Area Scan (51x171x1):** Interpolated grid: dx=1.200 mm, dy=1.200 mm

Maximum value of SAR (interpolated) = 0.00943 W/kg


- **Zoom Scan (5x5x7)/Cube 0:** Measurement grid: dx=8mm, dy=8mm, dz=5mm

Reference Value = 2.085 V/m; Power Drift = -0.03 dB

Peak SAR (extrapolated) = 0.0190 W/kg

SAR(1 g) = 0.00583 W/kg; SAR(10 g) = 0.00146 W/kg

Maximum value of SAR (measured) = 0.0138 W/kg



P47 GSM1900_GPRS12_Bottom Side_0mm_Ch810_Ant0

DUT: 190719C19

Communication System: GPRS12; Frequency: 1909.8 MHz; Duty Cycle: 1:2

Medium: H16T20N1_0808 Medium parameters used: $f = 1910 \text{ MHz}$; $\sigma = 1.469 \text{ S/m}$; $\epsilon_r = 39.099$; $\rho = 1000 \text{ kg/m}^3$

Ambient Temperature : $23.8 \text{ }^\circ\text{C}$; Liquid Temperature : $23.3 \text{ }^\circ\text{C}$

DASY5 Configuration:

- Probe: EX3DV4 - SN3971; ConvF(8.47, 8.47, 8.47); Calibrated: 2019/03/29
- Sensor-Surface: 1.4mm (Mechanical Surface Detection)
- Electronics: DAE4 Sn1431; Calibrated: 2019/03/25
- Phantom: Twin SAM Phantom_1496; Type: QD000P40CB;
- Measurement SW: DASY52, Version 52.10 (2); SEMCAD X Version 14.6.12 (7470)

- **Area Scan (61x81x1):** Interpolated grid: $dx=1.500 \text{ mm}$, $dy=1.500 \text{ mm}$

Maximum value of SAR (interpolated) = 6.25 W/kg

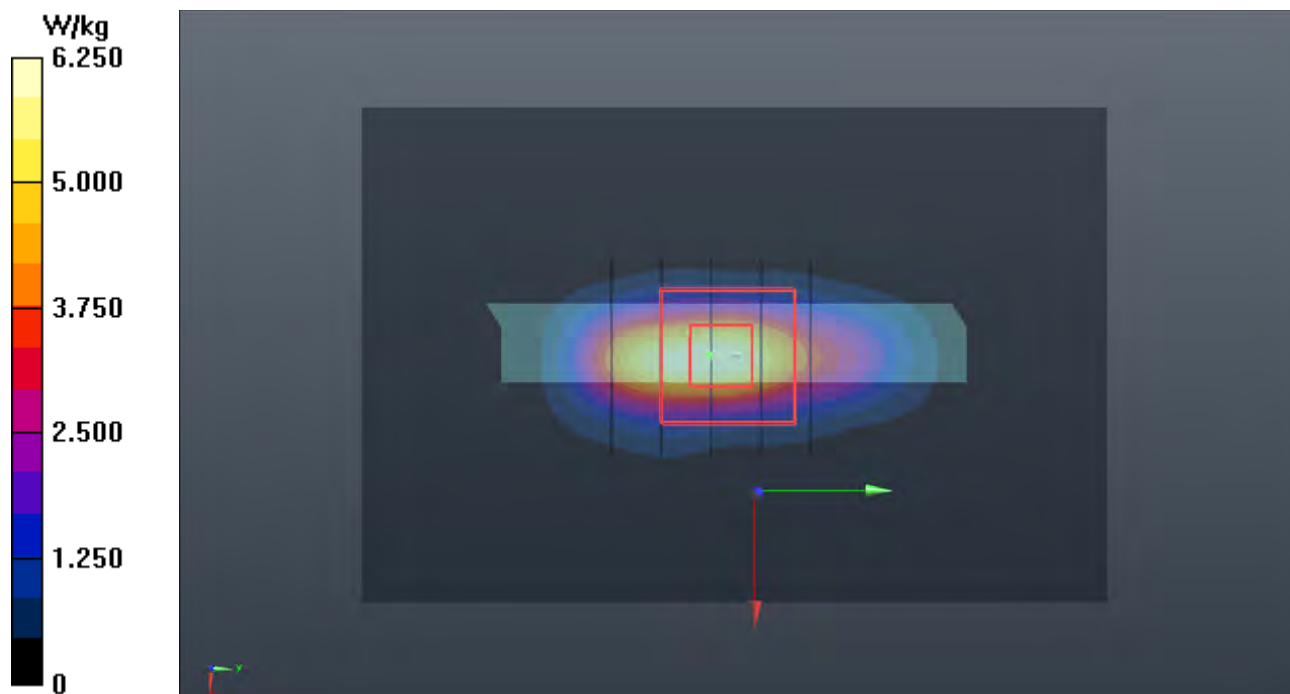
- **Zoom Scan (5x5x7)/Cube 0:** Measurement grid: $dx=8\text{mm}$, $dy=8\text{mm}$, $dz=5\text{mm}$

Reference Value = 66.54 V/m ; Power Drift = -0.15 dB

Peak SAR (extrapolated) = 7.77 W/kg

SAR(1 g) = 3.13 W/kg ; SAR(10 g) = 1.16 W/kg

Maximum value of SAR (measured) = 6.61 W/kg



P48 WCDMA II_RMC12.2K_Rear Face_0mm_Ch9262_Ant0

DUT: 190719C19

Communication System: WCDMA; Frequency: 1852.4 MHz; Duty Cycle: 1:1

Medium: H16T20N1_0808 Medium parameters used: $f = 1852.4$ MHz; $\sigma = 1.424$ S/m; $\epsilon_r = 39.289$;

$\rho = 1000$ kg/m³

Ambient Temperature : 23.8 °C ; Liquid Temperature : 23.3 °C

DASY5 Configuration:

- Probe: EX3DV4 - SN3971; ConvF(8.47, 8.47, 8.47); Calibrated: 2019/03/29
- Sensor-Surface: 1.4mm (Mechanical Surface Detection)
- Electronics: DAE4 Sn1431; Calibrated: 2019/03/25
- Phantom: Twin SAM Phantom_1496; Type: QD000P40CB;
- Measurement SW: DASY52, Version 52.10 (2); SEMCAD X Version 14.6.12 (7470)

- **Area Scan (81x141x1):** Interpolated grid: dx=1.500 mm, dy=1.500 mm

Maximum value of SAR (interpolated) = 9.70 W/kg

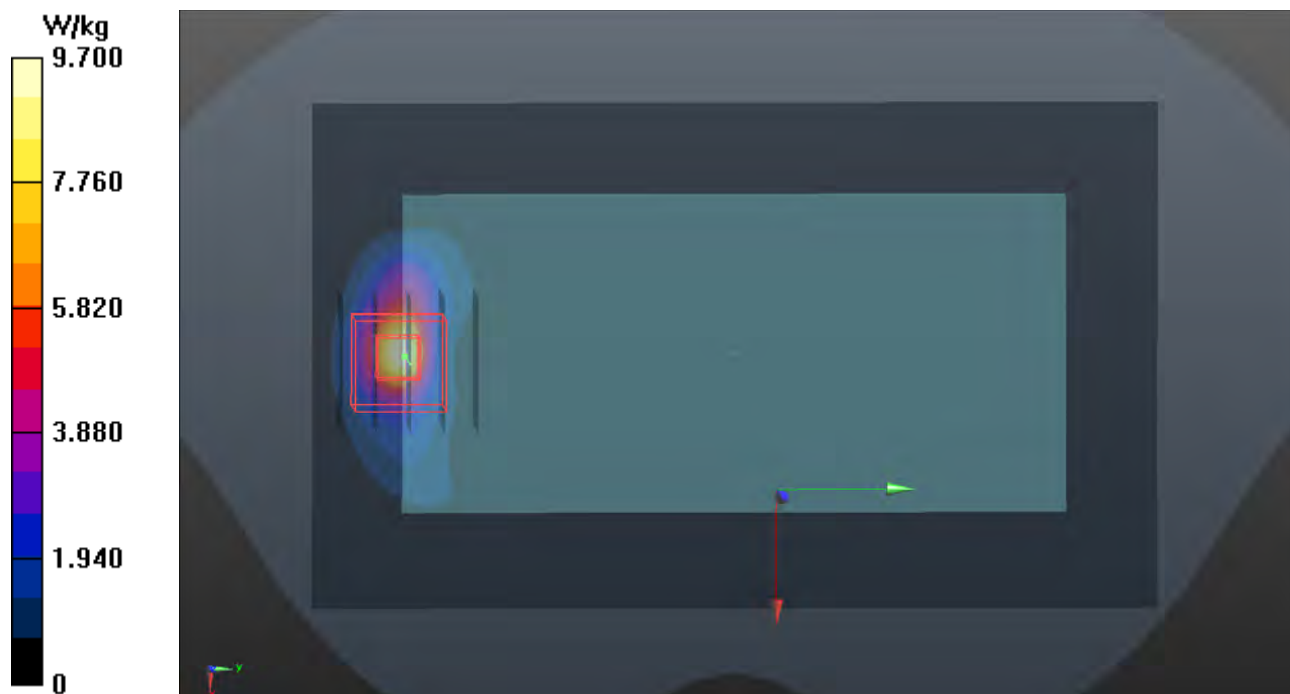
- **Zoom Scan (5x5x7)/Cube 0:** Measurement grid: dx=8mm, dy=8mm, dz=5mm

Reference Value = 84.57 V/m; Power Drift = 0.03 dB

Peak SAR (extrapolated) = 12.7 W/kg

SAR(1 g) = 5.21 W/kg; SAR(10 g) = 2.2 W/kg

Maximum value of SAR (measured) = 10.0 W/kg



P49 WCDMA IV_RMC12.2K_Bottom Side_0mm_Ch1413_Ant0

DUT: 190719C19

Communication System: WCDMA; Frequency: 1732.6 MHz; Duty Cycle: 1:1

Medium: H16T20N1_0808 Medium parameters used: $f = 1733$ MHz; $\sigma = 1.318$ S/m; $\epsilon_r = 39.719$; $\rho = 1000$ kg/m³

Ambient Temperature : 23.8 °C ; Liquid Temperature : 23.3 °C

DASY5 Configuration:

- Probe: EX3DV4 - SN3971; ConvF(8.8, 8.8, 8.8); Calibrated: 2019/03/29
- Sensor-Surface: 1.4mm (Mechanical Surface Detection)
- Electronics: DAE4 Sn1431; Calibrated: 2019/03/25
- Phantom: Twin SAM Phantom_1496; Type: QD000P40CB;
- Measurement SW: DASY52, Version 52.10 (2); SEMCAD X Version 14.6.12 (7470)

- **Area Scan (61x81x1):** Interpolated grid: dx=1.500 mm, dy=1.500 mm

Maximum value of SAR (interpolated) = 9.84 W/kg

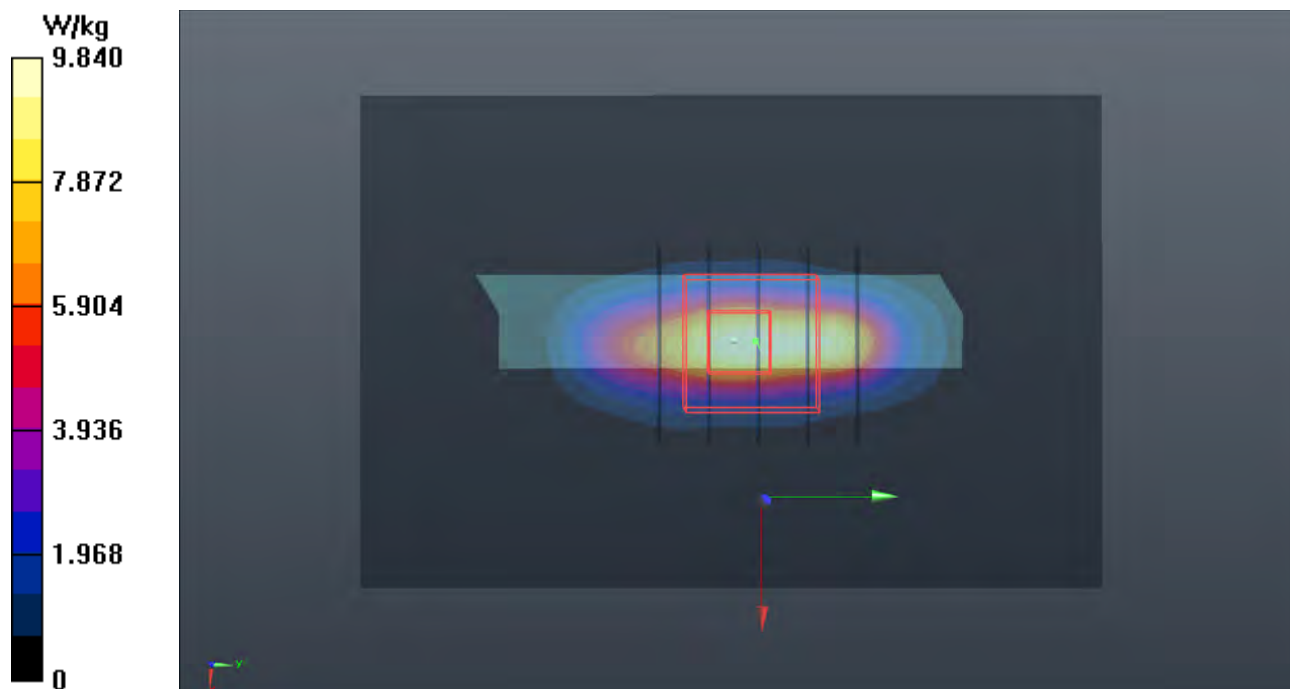
- **Zoom Scan (5x5x7)/Cube 0:** Measurement grid: dx=8mm, dy=8mm, dz=5mm

Reference Value = 87.77 V/m; Power Drift = -0.15 dB

Peak SAR (extrapolated) = 11.0 W/kg

SAR(1 g) = 4.97 W/kg; SAR(10 g) = 2.19 W/kg

Maximum value of SAR (measured) = 9.05 W/kg



P50 LTE 2_QPSK20M_Rear Face_0mm_Ch18700_1RB_OS0_Ant0

DUT: 190719C19

Communication System: LTE; Frequency: 1860 MHz; Duty Cycle: 1:1

Medium: H16T20N1_0808 Medium parameters used: $f = 1860$ MHz; $\sigma = 1.432$ S/m; $\epsilon_r = 39.263$; $\rho = 1000$ kg/m³

Ambient Temperature : 23.8 °C ; Liquid Temperature : 23.3 °C

DASY5 Configuration:

- Probe: EX3DV4 - SN3971; ConvF(8.47, 8.47, 8.47); Calibrated: 2019/03/29
- Sensor-Surface: 1.4mm (Mechanical Surface Detection)
- Electronics: DAE4 Sn1431; Calibrated: 2019/03/25
- Phantom: Twin SAM Phantom_1496; Type: QD000P40CB;
- Measurement SW: DASY52, Version 52.10 (2); SEMCAD X Version 14.6.12 (7470)

- **Area Scan (81x141x1):** Interpolated grid: dx=1.500 mm, dy=1.500 mm

Maximum value of SAR (interpolated) = 7.26 W/kg

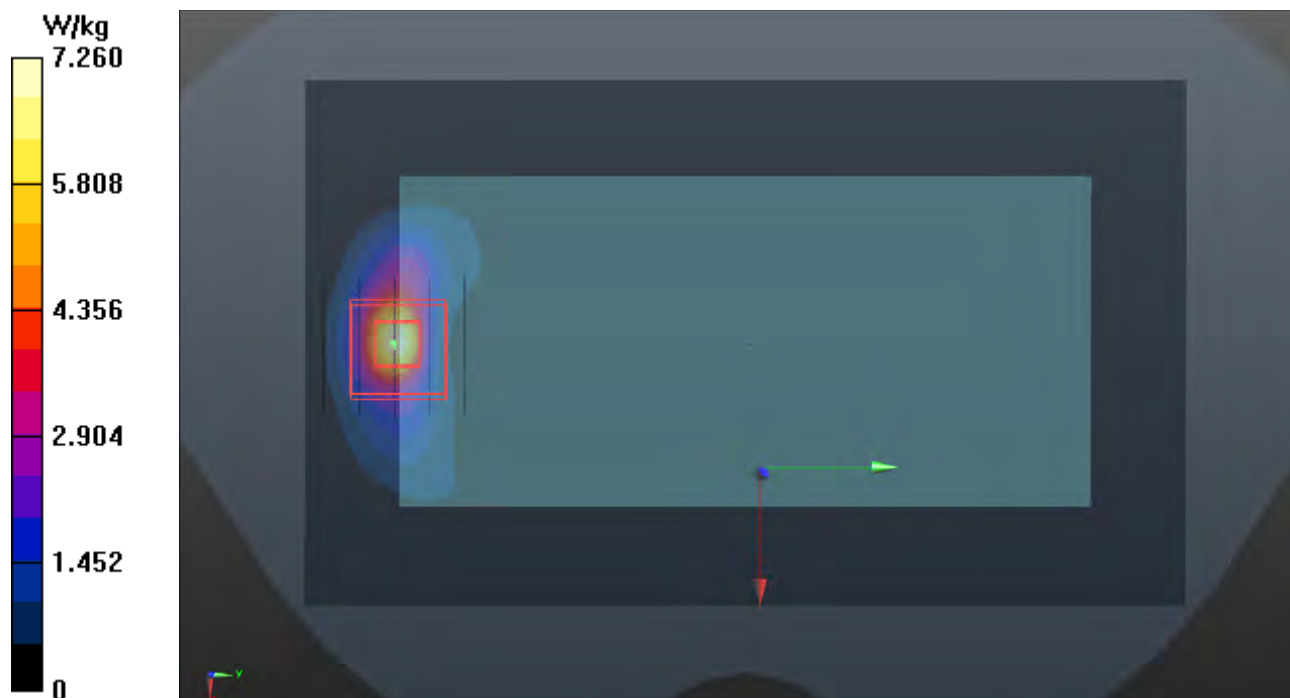
- **Zoom Scan (5x5x7)/Cube 0:** Measurement grid: dx=8mm, dy=8mm, dz=5mm

Reference Value = 72.82 V/m; Power Drift = 0.06 dB

Peak SAR (extrapolated) = 9.09 W/kg

SAR(1 g) = 4.32 W/kg; SAR(10 g) = 1.9 W/kg

Maximum value of SAR (measured) = 7.22 W/kg



P51 LTE 4_QPSK20M_Bottom Side_0mm_Ch20050_1RB_OS0_Ant0

DUT: 190719C19

Communication System: LTE; Frequency: 1720 MHz; Duty Cycle: 1:1

Medium: H16T20N1_0808 Medium parameters used: $f = 1720$ MHz; $\sigma = 1.306$ S/m; $\epsilon_r = 39.772$; $\rho = 1000$ kg/m³

Ambient Temperature : 23.8 °C ; Liquid Temperature : 23.3 °C

DASY5 Configuration:

- Probe: EX3DV4 - SN3971; ConvF(8.8, 8.8, 8.8); Calibrated: 2019/03/29
- Sensor-Surface: 1.4mm (Mechanical Surface Detection)
- Electronics: DAE4 Sn1431; Calibrated: 2019/03/25
- Phantom: Twin SAM Phantom_1496; Type: QD000P40CB;
- Measurement SW: DASY52, Version 52.10 (2); SEMCAD X Version 14.6.12 (7470)

- **Area Scan (61x81x1):** Interpolated grid: dx=1.500 mm, dy=1.500 mm

Maximum value of SAR (interpolated) = 9.97 W/kg

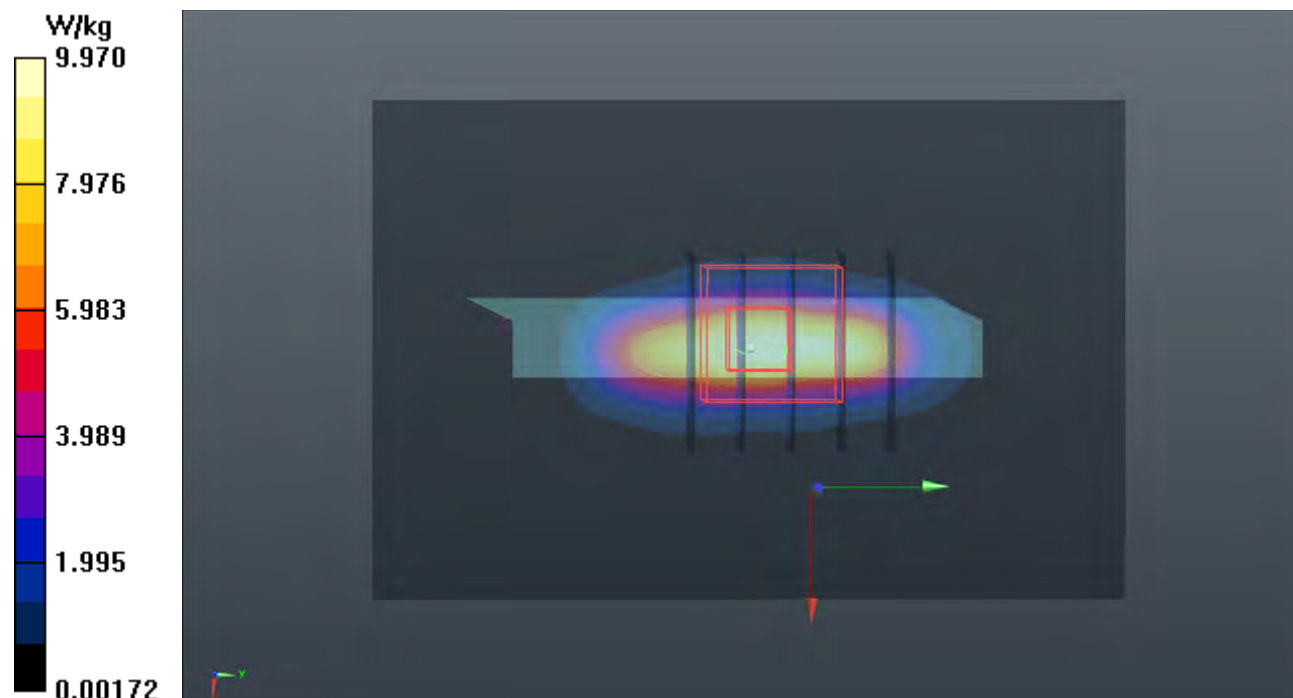
- **Zoom Scan (5x5x7)/Cube 0:** Measurement grid: dx=8mm, dy=8mm, dz=5mm

Reference Value = 88.90 V/m; Power Drift = 0.16 dB

Peak SAR (extrapolated) = 12.2 W/kg

SAR(1 g) = 5.32 W/kg; SAR(10 g) = 2.35 W/kg

Maximum value of SAR (measured) = 9.67 W/kg



P52 LTE 7_QPSK20M_Bottom Side_0mm_Ch20850_1RB_OS0_Ant0

DUT: 190719C19

Communication System: LTE; Frequency: 2510 MHz; Duty Cycle: 1:1

Medium: H19T27N1_0808 Medium parameters used: $f = 2510$ MHz; $\sigma = 1.944$ S/m; $\epsilon_r = 38.866$; $\rho = 1000$ kg/m³

Ambient Temperature : 23.7 °C ; Liquid Temperature : 23.1 °C

DASY5 Configuration:

- Probe: EX3DV4 - SN3971; ConvF(7.48, 7.48, 7.48); Calibrated: 2019/03/29
- Sensor-Surface: 1.4mm (Mechanical Surface Detection)
- Electronics: DAE4 Sn1431; Calibrated: 2019/03/25
- Phantom: Twin SAM Phantom_1496; Type: QD000P40CB;
- Measurement SW: DASY52, Version 52.10 (2); SEMCAD X Version 14.6.12 (7470)

- **Area Scan (71x101x1):** Interpolated grid: dx=1.200 mm, dy=1.200 mm

Maximum value of SAR (interpolated) = 13.6 W/kg

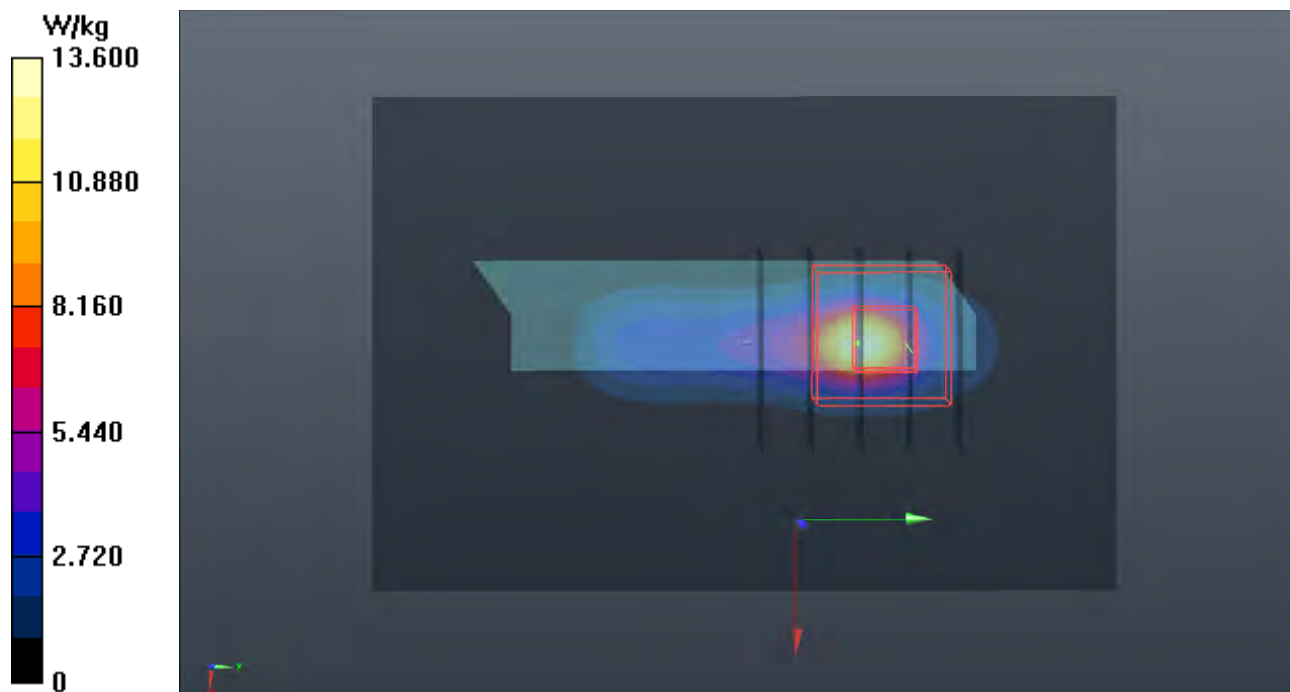
- **Zoom Scan (5x5x7)/Cube 0:** Measurement grid: dx=8mm, dy=8mm, dz=5mm

Reference Value = 86.02 V/m; Power Drift = 0.15 dB

Peak SAR (extrapolated) = 21.4 W/kg

SAR(1 g) = 7.21 W/kg; SAR(10 g) = 2.38 W/kg

Maximum value of SAR (measured) = 16.4 W/kg



P53 WLAN5.3G_802.11a_Right Side_0mm_Ch60

DUT: 190719C19

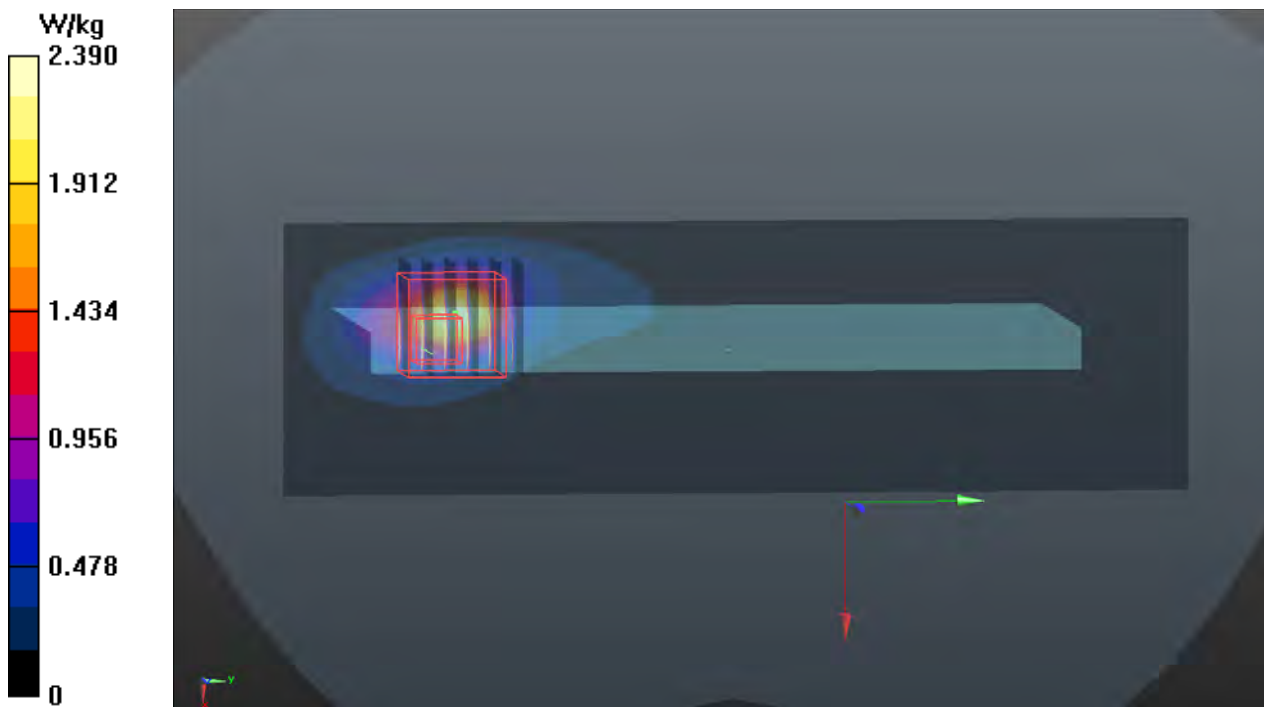
Communication System: WLAN_5G; Frequency: 5300 MHz; Duty Cycle: 1:1.04
Medium: H34T60N2_0727 Medium parameters used: $f = 5300$ MHz; $\sigma = 4.651$ S/m; $\epsilon_r = 36.687$; $\rho = 1000$ kg/m³
Ambient Temperature : 23.8 °C ; Liquid Temperature : 23.5 °C

DASY5 Configuration:

- Probe: EX3DV4 - SN3650; ConvF(5.4, 5.4, 5.4); Calibrated: 2019/05/20
- Sensor-Surface: 1.4mm (Mechanical Surface Detection)
- Electronics: DAE4 Sn861; Calibrated: 2019/05/08
- Phantom: Twin SAM Phantom_1653; Type: QD000P40CD;
- Measurement SW: DASY52, Version 52.10 (2); SEMCAD X Version 14.6.12 (7470)

- **Area Scan (61x201x1):** Interpolated grid: dx=1.000 mm, dy=1.000 mm
Maximum value of SAR (interpolated) = 2.39 W/kg

- **Zoom Scan (6x6x12)/Cube 0:** Measurement grid: dx=5mm, dy=5mm, dz=2mm
Reference Value = 25.44 V/m; Power Drift = -0.09 dB
Peak SAR (extrapolated) = 18.2 W/kg
SAR(1 g) = 3.16 W/kg; SAR(10 g) = 0.737 W/kg
Maximum value of SAR (measured) = 8.71 W/kg



P54 WLAN5.6G_802.11a_Right Side_0mm_Ch116

DUT: 190719C19

Communication System: WLAN_5G; Frequency: 5580 MHz; Duty Cycle: 1:1.04

Medium: H34T60N1_0726 Medium parameters used: $f = 5580$ MHz; $\sigma = 5.051$ S/m; $\epsilon_r = 35.015$; $\rho = 1000$ kg/m³

Ambient Temperature : 23.7 °C ; Liquid Temperature : 23.2 °C

DASY5 Configuration:

- Probe: EX3DV4 - SN3650; ConvF(4.9, 4.9, 4.9); Calibrated: 2019/05/20
- Sensor-Surface: 1.4mm (Mechanical Surface Detection)
- Electronics: DAE4 Sn861; Calibrated: 2019/05/08
- Phantom: Twin SAM Phantom_1653; Type: QD000P40CD;
- Measurement SW: DASY52, Version 52.10 (2); SEMCAD X Version 14.6.12 (7470)

- **Area Scan (61x201x1):** Interpolated grid: dx=1.000 mm, dy=1.000 mm

Maximum value of SAR (interpolated) = 2.54 W/kg

- **Zoom Scan (6x6x12)/Cube 0:** Measurement grid: dx=5mm, dy=5mm, dz=2mm

Reference Value = 23.64 V/m; Power Drift = -0.03 dB

Peak SAR (extrapolated) = 34.8 W/kg

SAR(1 g) = 5.75 W/kg; SAR(10 g) = 1.33 W/kg

Maximum value of SAR (measured) = 15.3 W/kg

