GSM1900 (GSM)	GSM1900 (EDGE class 8)
Lowest Channel	**Lowest Channel**
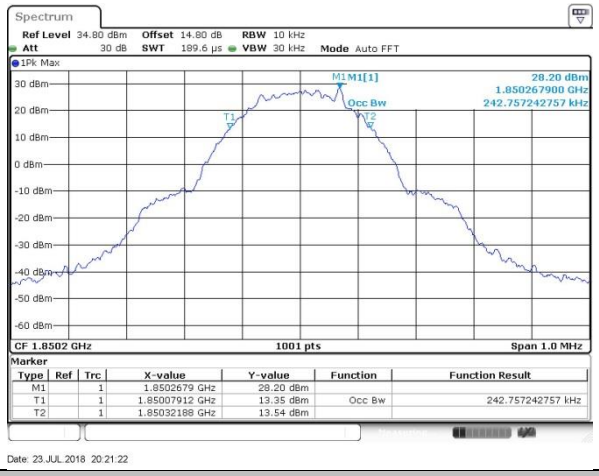	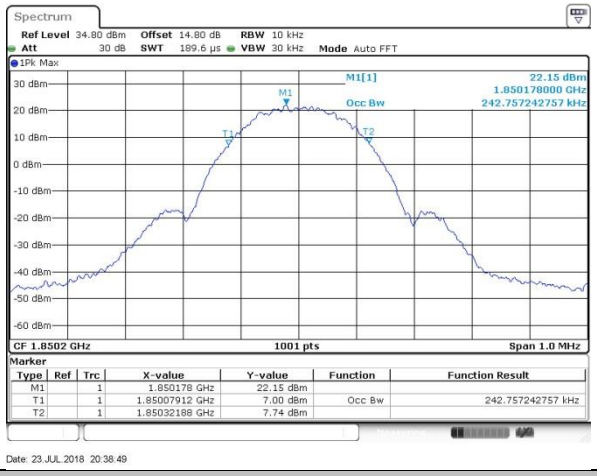
Middle Channel	**Middle Channel**
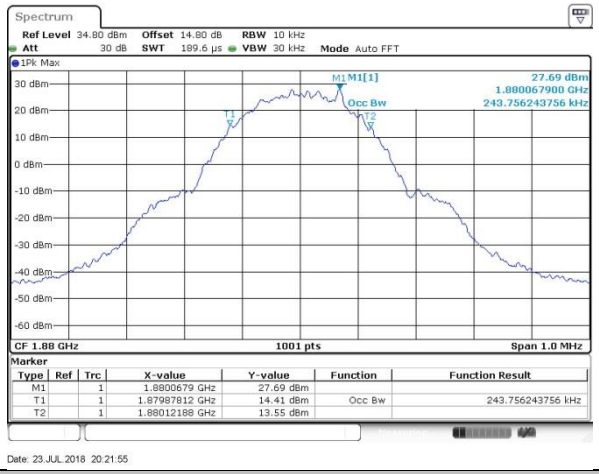	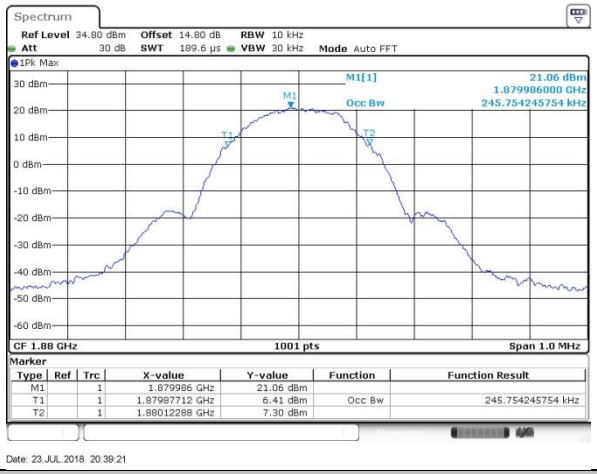
Highest Channel	**Highest Channel**
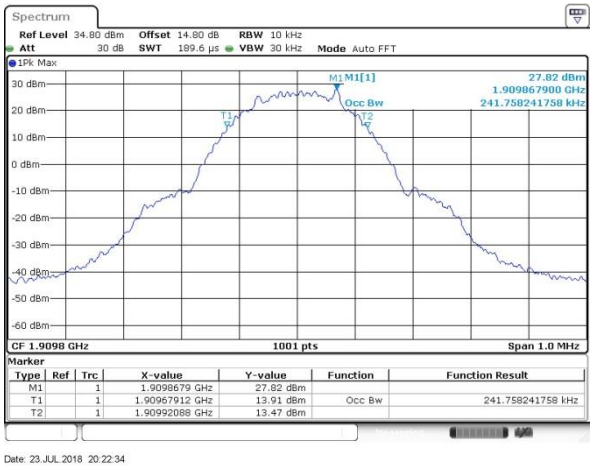	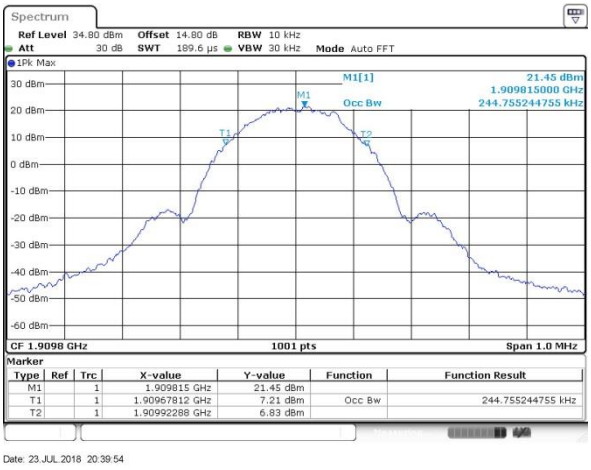

WCDMA Band V (RMC 12.2Kbps)

Lowest Channel

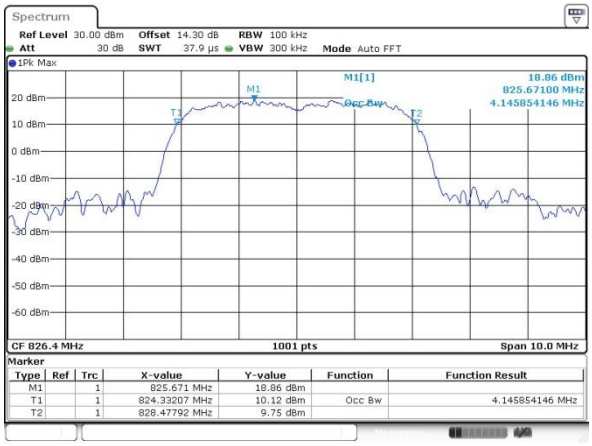

Middle Channel

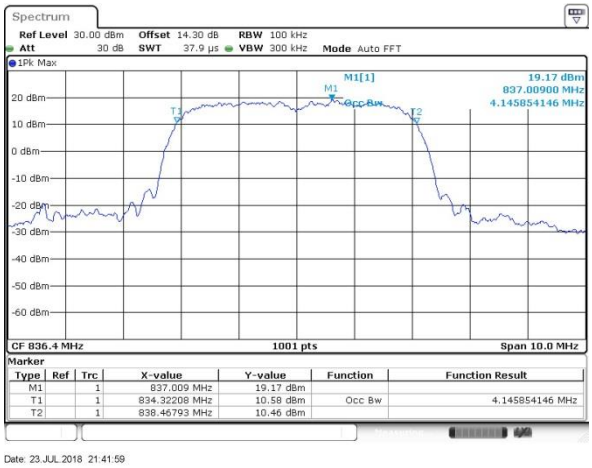

Highest Channel

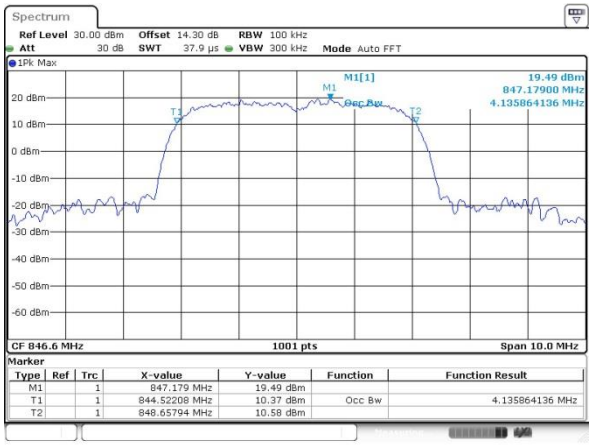

WCDMA Band II (RMC 12.2Kbps)

Lowest Channel

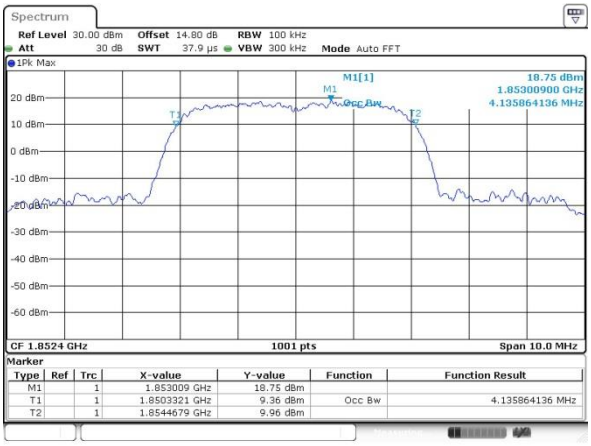

Middle Channel

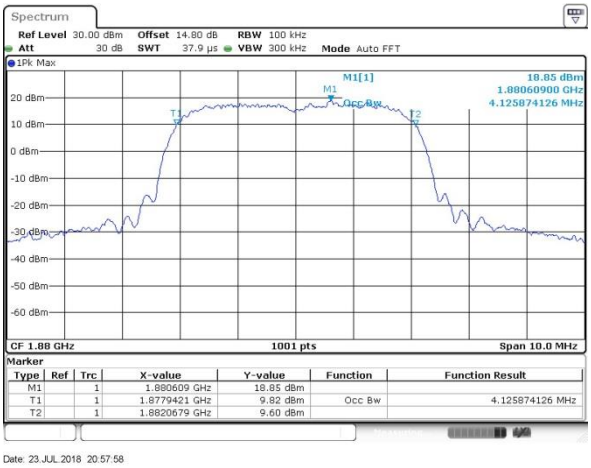

Highest Channel

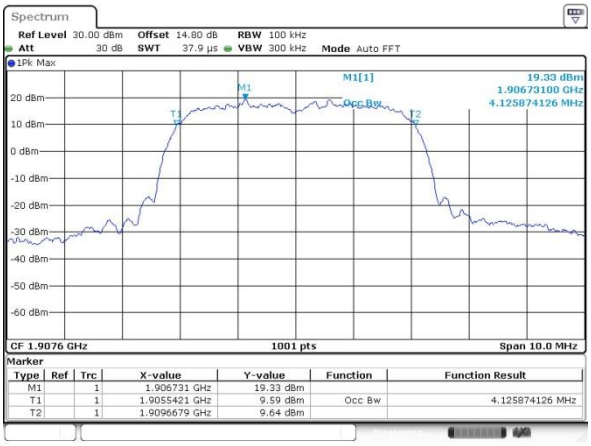

WCDMA Band IV (RMC 12.2Kbps)

Lowest Channel

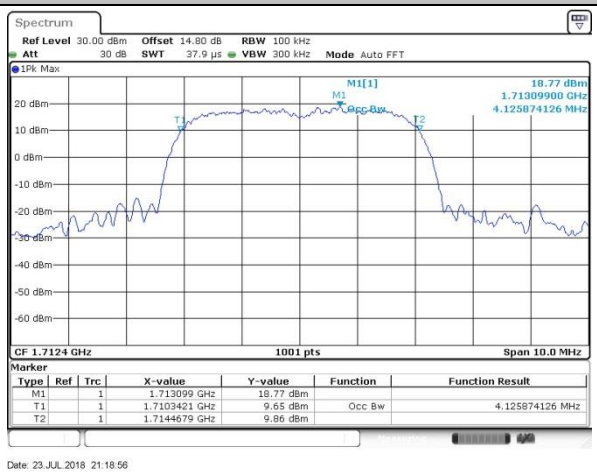

Middle Channel

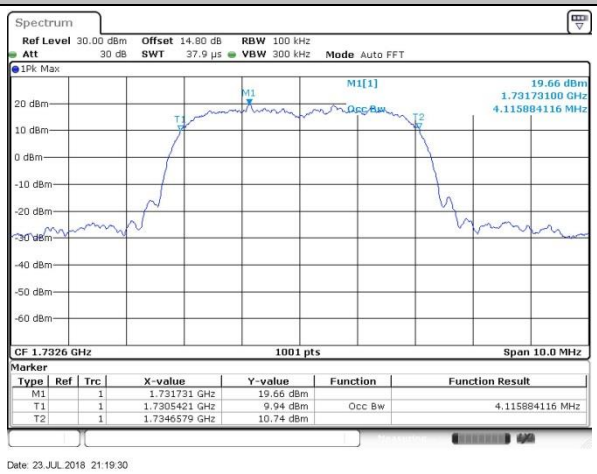

Highest Channel

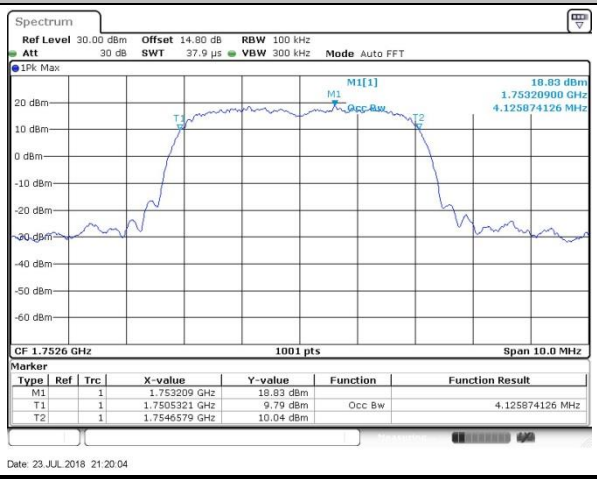

Conducted Band Edge

GSM850 (GSM)

Lowest Band Edge

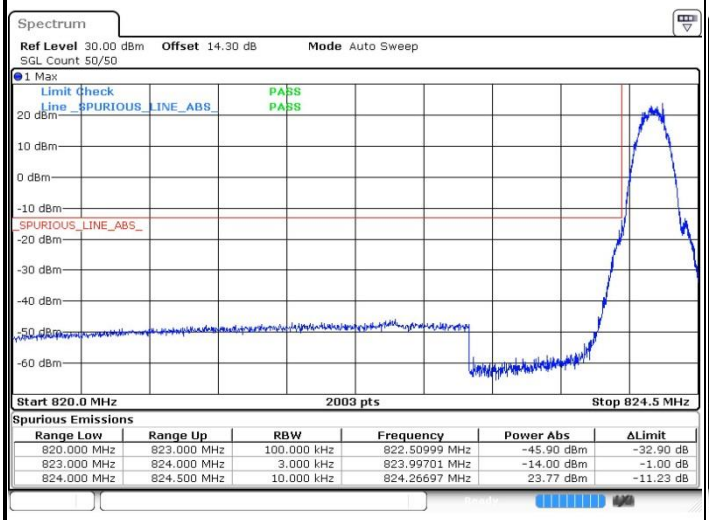

Spurious Emissions

Range Low	Range Up	RBW	Frequency	Power Abs	ΔLimit
820.000 MHz	823.000 MHz	100.000 kHz	822.50999 MHz	-45.90 dBm	-32.90 dB
823.000 MHz	824.000 MHz	3.000 kHz	823.99701 MHz	-14.00 dBm	-1.00 dB
824.000 MHz	824.500 MHz	10.000 kHz	824.26697 MHz	23.77 dBm	-11.23 dB

Date: 23.JUL.2018 19:37:42

Highest Band Edge

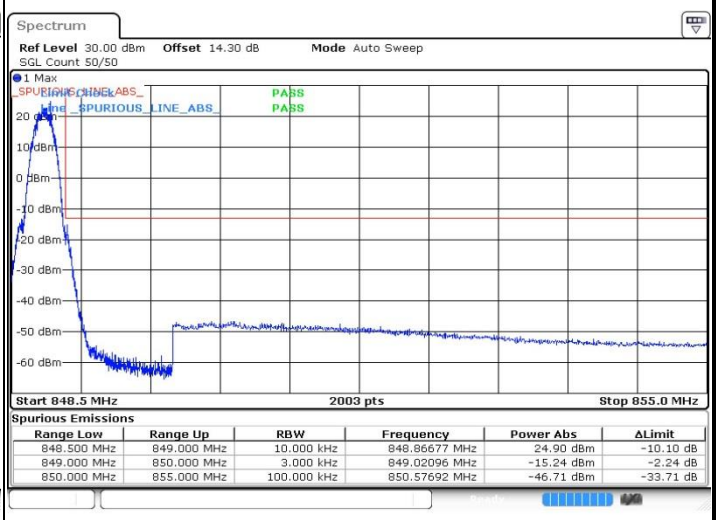

Spurious Emissions

Range Low	Range Up	RBW	Frequency	Power Abs	ΔLimit
848.500 MHz	849.000 MHz	10.000 kHz	848.86677 MHz	24.90 dBm	-10.10 dB
849.000 MHz	850.000 MHz	3.000 kHz	849.02096 MHz	-15.24 dBm	-2.24 dB
850.000 MHz	855.000 MHz	100.000 kHz	850.57692 MHz	-46.71 dBm	-33.71 dB

Date: 23.JUL.2018 19:39:16

GSM850 (EDGE class 8)

Lowest Band Edge

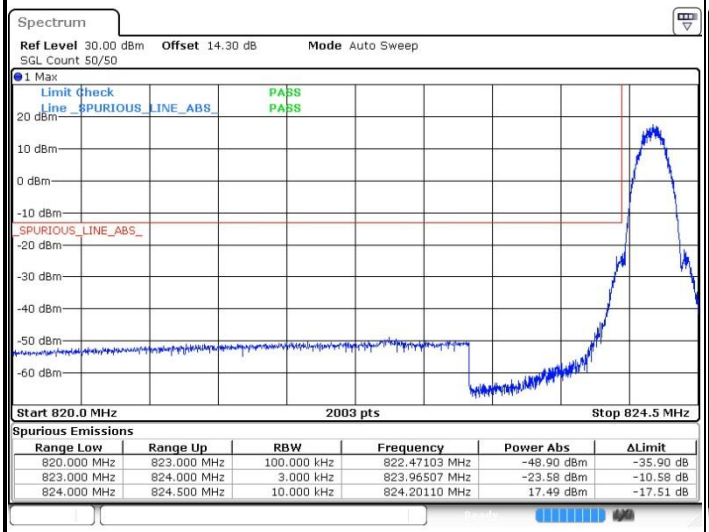

Spurious Emissions

Range Low	Range Up	RBW	Frequency	Power Abs	ΔLimit
820.000 MHz	823.000 MHz	100.000 kHz	822.47103 MHz	-48.90 dBm	-35.90 dB
823.000 MHz	824.000 MHz	3.000 kHz	823.96507 MHz	-23.58 dBm	-10.58 dB
824.000 MHz	824.500 MHz	10.000 kHz	824.20110 MHz	17.49 dBm	-17.51 dB

Date: 23.JUL.2018 19:57:45

Highest Band Edge

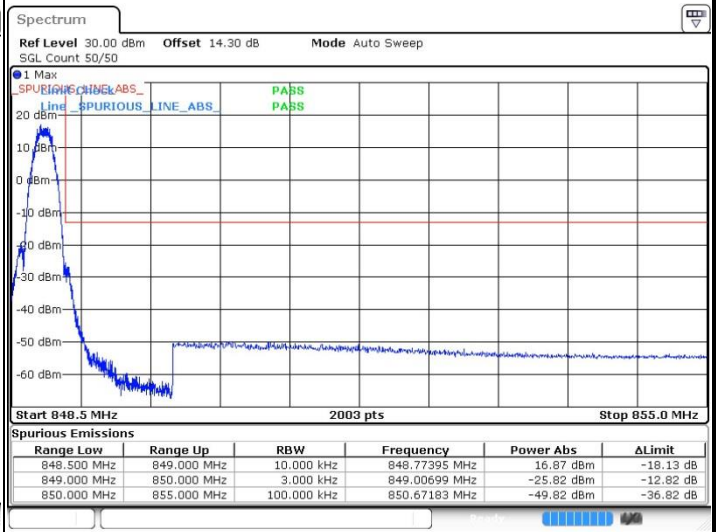

Spurious Emissions

Range Low	Range Up	RBW	Frequency	Power Abs	ΔLimit
848.500 MHz	849.000 MHz	10.000 kHz	848.77395 MHz	16.87 dBm	-18.13 dB
849.000 MHz	850.000 MHz	3.000 kHz	849.00699 MHz	-25.82 dBm	-12.82 dB
850.000 MHz	855.000 MHz	100.000 kHz	850.67183 MHz	-49.82 dBm	-36.82 dB

Date: 23.JUL.2018 19:59:22

GSM1900 (GSM)

Lowest Band Edge

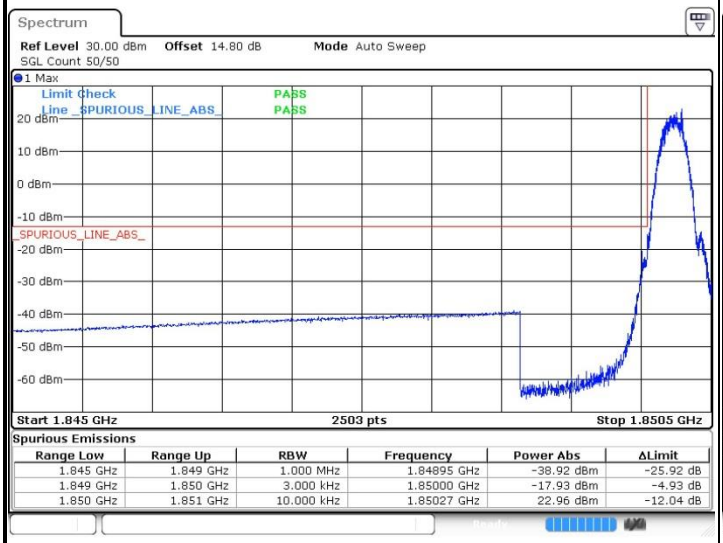

Spurious Emissions

Range Low	Range Up	RBW	Frequency	Power Abs	ΔLimit
1.845 GHz	1.849 GHz	1.000 MHz	1.84895 GHz	-38.92 dBm	-25.92 dB
1.849 GHz	1.850 GHz	3.000 kHz	1.85000 GHz	-17.93 dBm	-4.93 dB
1.850 GHz	1.851 GHz	10.000 kHz	1.85027 GHz	22.96 dBm	-12.04 dB

Date: 23.JUL.2018 20:24:30

Highest Band Edge

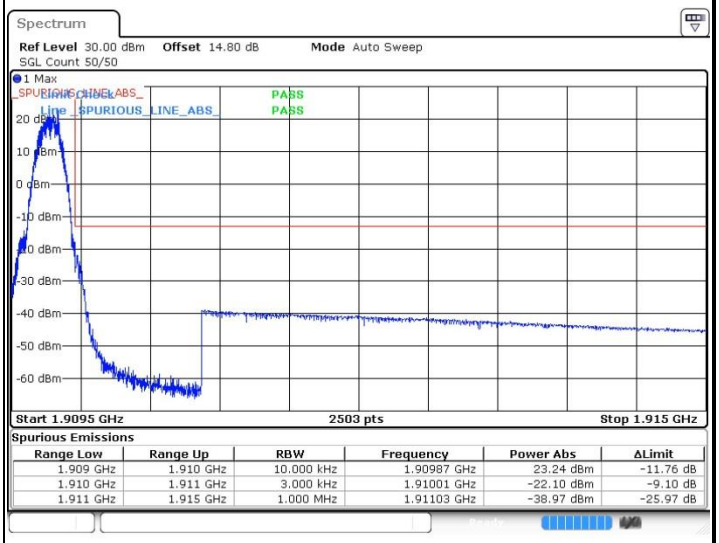

Spurious Emissions

Range Low	Range Up	RBW	Frequency	Power Abs	ΔLimit
1.909 GHz	1.910 GHz	10.000 kHz	1.90987 GHz	23.24 dBm	-11.76 dB
1.910 GHz	1.911 GHz	3.000 kHz	1.91001 GHz	-22.10 dBm	-9.10 dB
1.911 GHz	1.915 GHz	1.000 MHz	1.91103 GHz	-38.97 dBm	-25.97 dB

Date: 23.JUL.2018 20:26:01

GSM1900 (EDGE class 8)

Lowest Band Edge

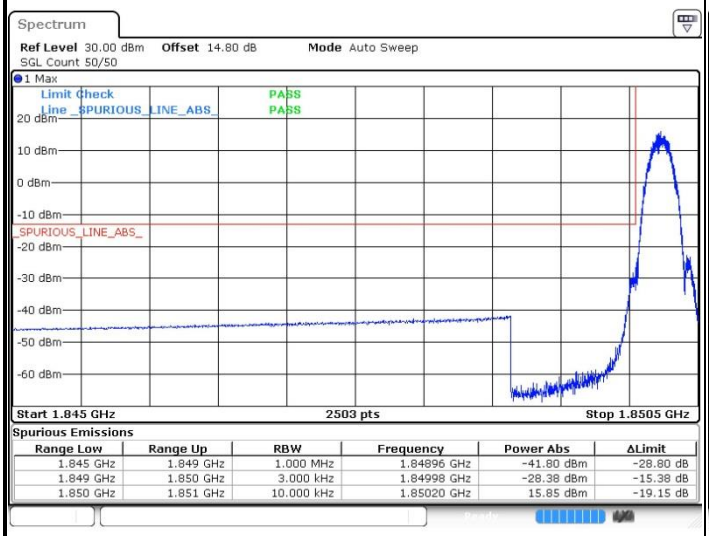

Spurious Emissions

Range Low	Range Up	RBW	Frequency	Power Abs	ΔLimit
1.845 GHz	1.849 GHz	1.000 MHz	1.84896 GHz	-41.80 dBm	-28.80 dB
1.849 GHz	1.850 GHz	3.000 kHz	1.84998 GHz	-28.38 dBm	-15.38 dB
1.850 GHz	1.851 GHz	10.000 kHz	1.85020 GHz	15.85 dBm	-19.15 dB

Date: 23.JUL.2018 20:41:28

Highest Band Edge

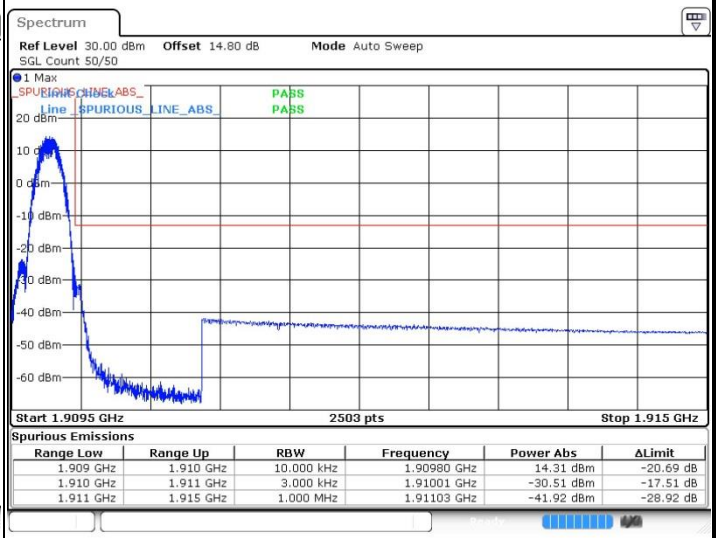

Spurious Emissions

Range Low	Range Up	RBW	Frequency	Power Abs	ΔLimit
1.909 GHz	1.910 GHz	10.000 kHz	1.90980 GHz	14.31 dBm	-20.69 dB
1.910 GHz	1.911 GHz	3.000 kHz	1.91001 GHz	-30.51 dBm	-17.51 dB
1.911 GHz	1.915 GHz	1.000 MHz	1.91103 GHz	-41.92 dBm	-28.92 dB

Date: 23.JUL.2018 20:43:01

WCDMA Band V (RMC 12.2Kbps)

Lowest Band Edge

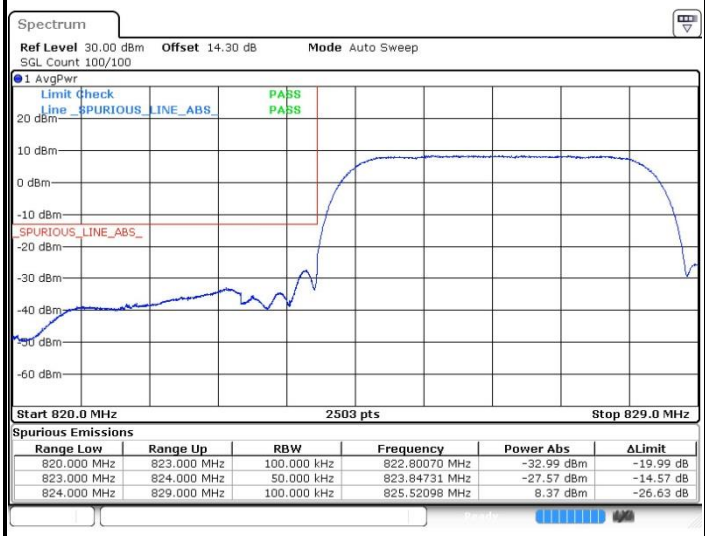

Spurious Emissions

Range Low	Range Up	RBW	Frequency	Power Abs	ΔLimit
820.000 MHz	823.000 MHz	100.000 kHz	822.80070 MHz	-32.99 dBm	-19.99 dB
823.000 MHz	824.000 MHz	50.000 kHz	823.84731 MHz	-27.57 dBm	-14.57 dB
824.000 MHz	829.000 MHz	100.000 kHz	825.52098 MHz	8.37 dBm	-26.63 dB

Date: 23.JUL.2018 21:45:25

Highest Band Edge

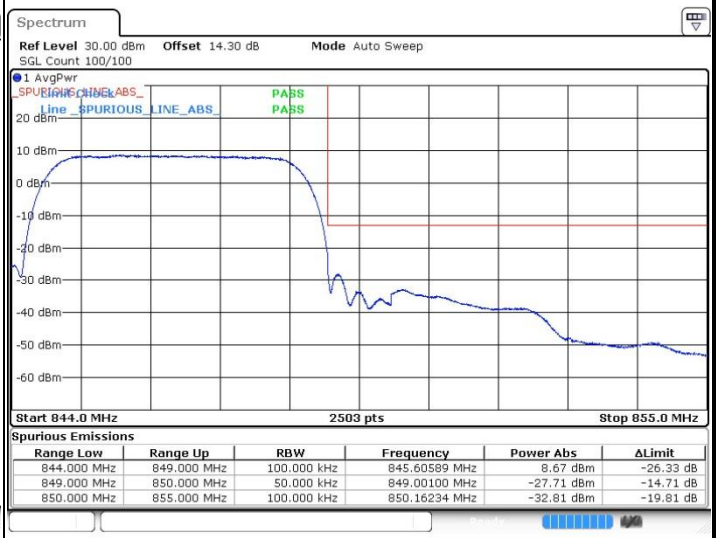

Spurious Emissions

Range Low	Range Up	RBW	Frequency	Power Abs	ΔLimit
844.000 MHz	849.000 MHz	100.000 kHz	845.60589 MHz	8.67 dBm	-26.33 dB
849.000 MHz	850.000 MHz	50.000 kHz	849.00100 MHz	-27.71 dBm	-14.71 dB
850.000 MHz	855.000 MHz	100.000 kHz	850.16234 MHz	-32.81 dBm	-19.81 dB

Date: 23.JUL.2018 21:48:32

WCDMA Band II (RMC 12.2Kbps)

Lowest Band Edge

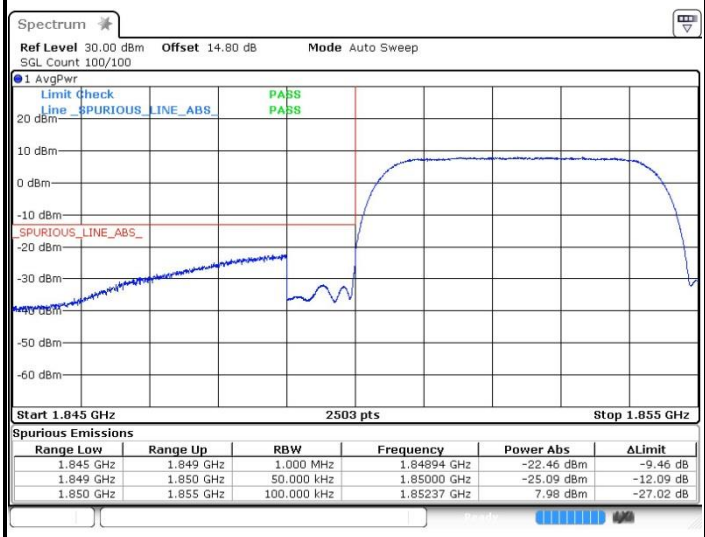

Spurious Emissions

Range Low	Range Up	RBW	Frequency	Power Abs	ΔLimit
1.845 GHz	1.849 GHz	1.000 MHz	1.84894 GHz	-22.46 dBm	-9.46 dB
1.849 GHz	1.850 GHz	50.000 kHz	1.85000 GHz	-25.09 dBm	-12.09 dB
1.850 GHz	1.855 GHz	100.000 kHz	1.85237 GHz	7.98 dBm	-27.02 dB

Date: 23.JUL.2018 21:05:17

Highest Band Edge

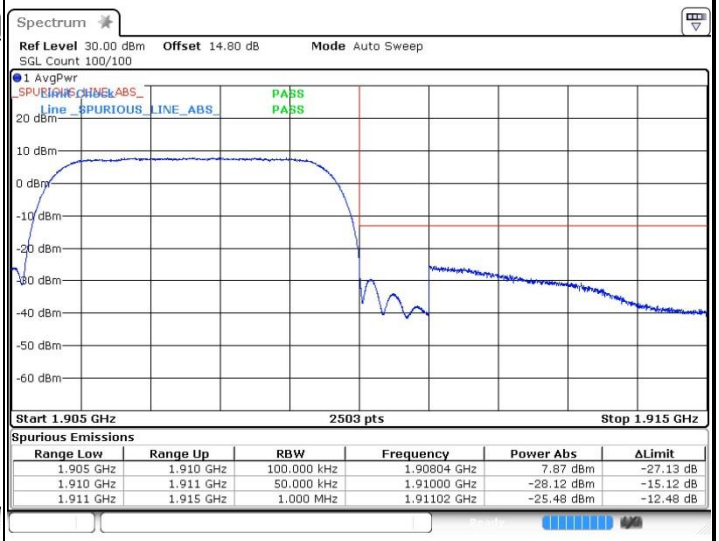

Spurious Emissions

Range Low	Range Up	RBW	Frequency	Power Abs	ΔLimit
1.905 GHz	1.910 GHz	100.000 kHz	1.90804 GHz	7.87 dBm	-27.13 dB
1.910 GHz	1.911 GHz	50.000 kHz	1.91000 GHz	-28.12 dBm	-15.12 dB
1.911 GHz	1.915 GHz	1.000 MHz	1.91102 GHz	-25.48 dBm	-12.48 dB

Date: 23.JUL.2018 21:08:06

WCDMA Band IV (RMC 12.2Kbps)

Lowest Band Edge

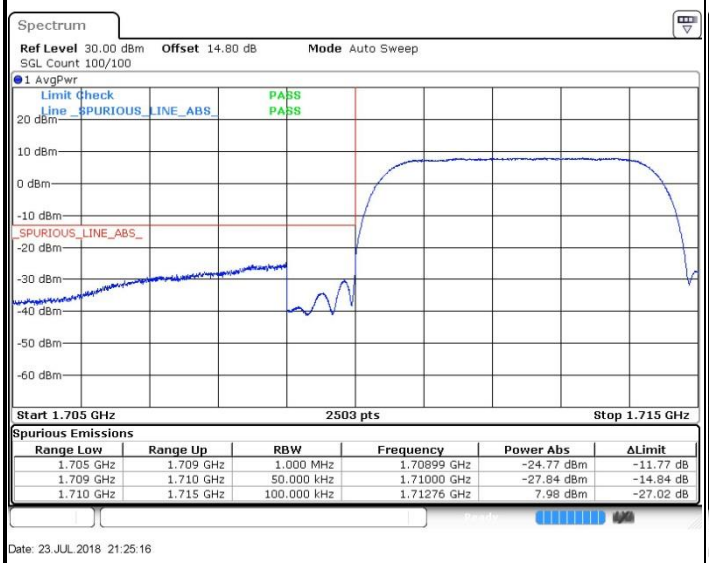

Spurious Emissions

Range Low	Range Up	RBW	Frequency	Power Abs	ΔLimit
1.705 GHz	1.709 GHz	1.000 MHz	1.70899 GHz	-24.77 dBm	-11.77 dB
1.709 GHz	1.710 GHz	50.000 kHz	1.71000 GHz	-27.84 dBm	-14.84 dB
1.710 GHz	1.715 GHz	100.000 kHz	1.71276 GHz	7.98 dBm	-27.02 dB

Date: 23.JUL.2018 21:25:16

Highest Band Edge

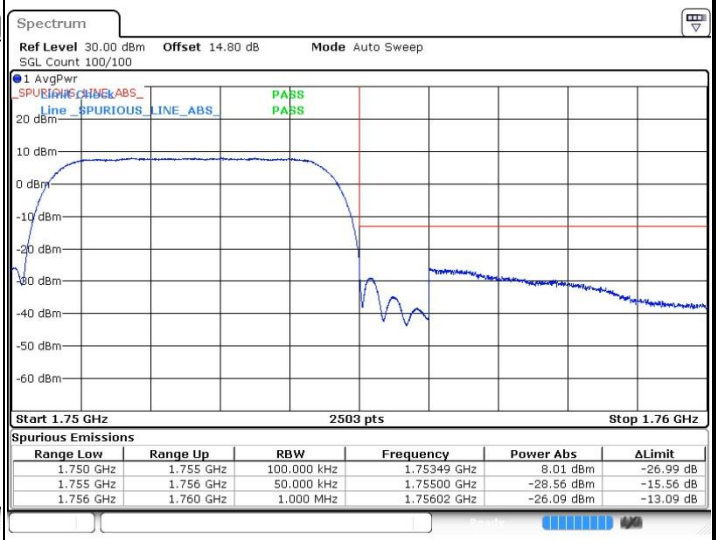

Spurious Emissions

Range Low	Range Up	RBW	Frequency	Power Abs	ΔLimit
1.750 GHz	1.755 GHz	100.000 kHz	1.75349 GHz	8.01 dBm	-26.99 dB
1.755 GHz	1.756 GHz	50.000 kHz	1.75500 GHz	-28.56 dBm	-15.56 dB
1.756 GHz	1.760 GHz	1.000 MHz	1.75602 GHz	-26.09 dBm	-13.09 dB

Date: 23.JUL.2018 21:28:08

Conducted Spurious Emission

GSM850 (GSM)

Lowest Channel

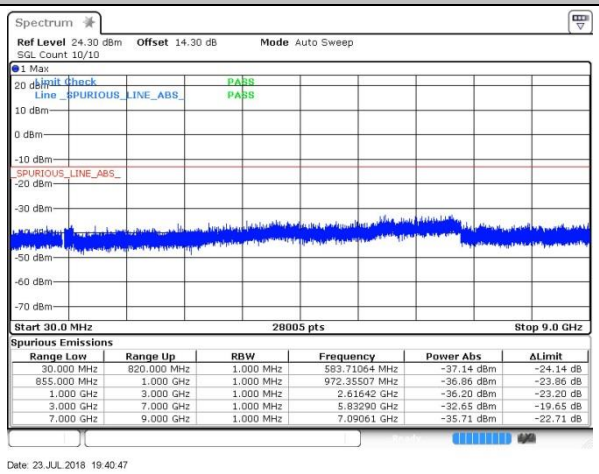

Range Low	Range Up	RBW	Frequency	Power Abs	ΔLimit
30.000 MHz	820.000 MHz	1.000 MHz	583.71064 MHz	-37.14 dBm	-24.14 dB
855.000 MHz	1.000 GHz	1.000 MHz	972.35507 MHz	-36.86 dBm	-23.86 dB
1.000 GHz	3.000 GHz	1.000 MHz	2.61642 GHz	-36.20 dBm	-23.20 dB
3.000 GHz	7.000 GHz	1.000 MHz	5.83290 GHz	-32.65 dBm	-19.65 dB
7.000 GHz	9.000 GHz	1.000 MHz	7.09061 GHz	-35.71 dBm	-22.71 dB

Date: 23.JUL.2018 19:40:47

GSM850 (EDGE class 8)

Lowest Channel

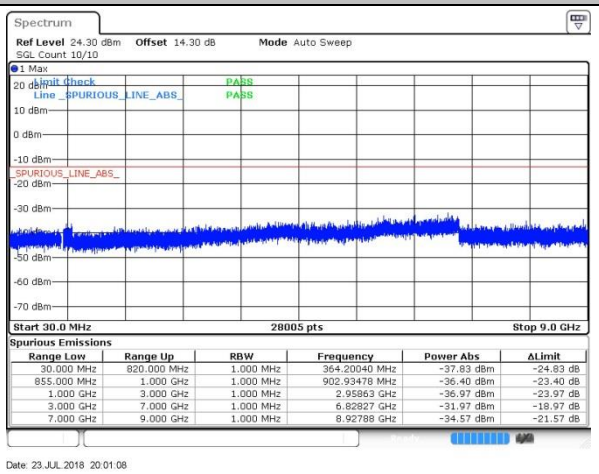

Range Low	Range Up	RBW	Frequency	Power Abs	ΔLimit
30.000 MHz	820.000 MHz	1.000 MHz	364.20040 MHz	-37.83 dBm	-24.83 dB
855.000 MHz	1.000 GHz	1.000 MHz	902.93478 MHz	-36.40 dBm	-23.40 dB
1.000 GHz	3.000 GHz	1.000 MHz	2.95863 GHz	-36.97 dBm	-23.97 dB
3.000 GHz	7.000 GHz	1.000 MHz	6.82827 GHz	-31.97 dBm	-18.97 dB
7.000 GHz	9.000 GHz	1.000 MHz	8.92788 GHz	-34.57 dBm	-21.57 dB

Date: 23.JUL.2018 20:01:08

Middle Channel

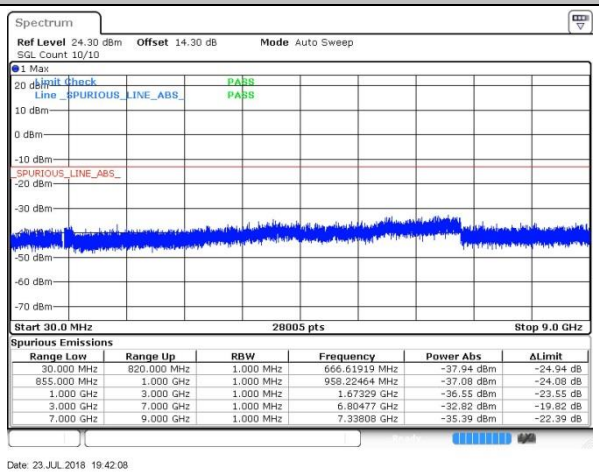

Range Low	Range Up	RBW	Frequency	Power Abs	ΔLimit
30.000 MHz	820.000 MHz	1.000 MHz	666.61919 MHz	-37.94 dBm	-24.94 dB
855.000 MHz	1.000 GHz	1.000 MHz	958.22464 MHz	-37.08 dBm	-24.08 dB
1.000 GHz	3.000 GHz	1.000 MHz	1.67329 GHz	-36.55 dBm	-23.55 dB
3.000 GHz	7.000 GHz	1.000 MHz	6.80477 GHz	-32.82 dBm	-19.82 dB
7.000 GHz	9.000 GHz	1.000 MHz	7.33808 GHz	-35.39 dBm	-22.39 dB

Date: 23.JUL.2018 19:42:08

Middle Channel

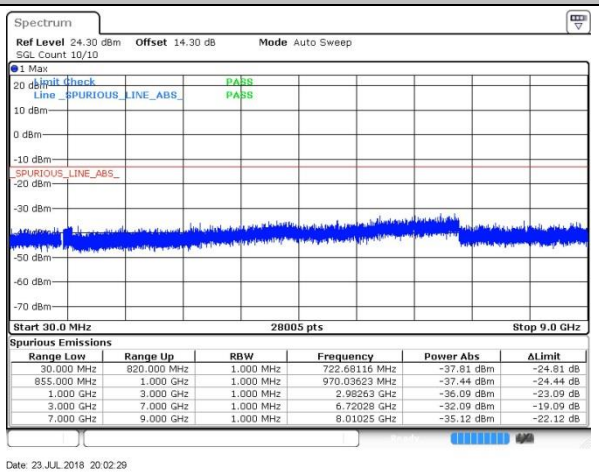

Range Low	Range Up	RBW	Frequency	Power Abs	ΔLimit
30.000 MHz	820.000 MHz	1.000 MHz	722.68116 MHz	-37.81 dBm	-24.81 dB
855.000 MHz	1.000 GHz	1.000 MHz	970.03623 MHz	-37.44 dBm	-24.44 dB
1.000 GHz	3.000 GHz	1.000 MHz	2.98263 GHz	-36.09 dBm	-23.09 dB
3.000 GHz	7.000 GHz	1.000 MHz	6.72028 GHz	-32.09 dBm	-19.09 dB
7.000 GHz	9.000 GHz	1.000 MHz	8.01025 GHz	-35.12 dBm	-22.12 dB

Date: 23.JUL.2018 20:02:29

Highest Channel

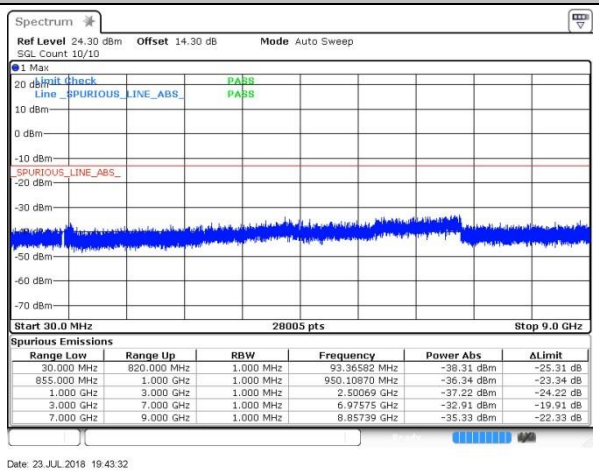

Range Low	Range Up	RBW	Frequency	Power Abs	ΔLimit
30.000 MHz	820.000 MHz	1.000 MHz	93.36582 MHz	-38.31 dBm	-25.31 dB
855.000 MHz	1.000 GHz	1.000 MHz	950.10870 MHz	-36.34 dBm	-23.34 dB
1.000 GHz	3.000 GHz	1.000 MHz	2.50069 GHz	-37.22 dBm	-24.22 dB
3.000 GHz	7.000 GHz	1.000 MHz	6.97575 GHz	-32.91 dBm	-19.91 dB
7.000 GHz	9.000 GHz	1.000 MHz	8.85739 GHz	-35.33 dBm	-22.33 dB

Date: 23.JUL.2018 19:43:32

Highest Channel

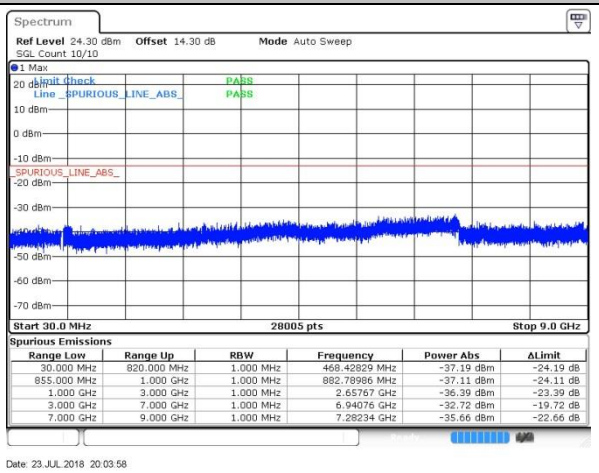

Range Low	Range Up	RBW	Frequency	Power Abs	ΔLimit
30.000 MHz	820.000 MHz	1.000 MHz	468.42829 MHz	-37.19 dBm	-24.19 dB
855.000 MHz	1.000 GHz	1.000 MHz	882.78986 MHz	-37.11 dBm	-24.11 dB
1.000 GHz	3.000 GHz	1.000 MHz	2.65767 GHz	-36.39 dBm	-23.39 dB
3.000 GHz	7.000 GHz	1.000 MHz	6.94076 GHz	-32.72 dBm	-19.72 dB
7.000 GHz	9.000 GHz	1.000 MHz	7.28234 GHz	-35.66 dBm	-22.66 dB

Date: 23.JUL.2018 20:03:58

GSM1900 (GSM)

Lowest Channel

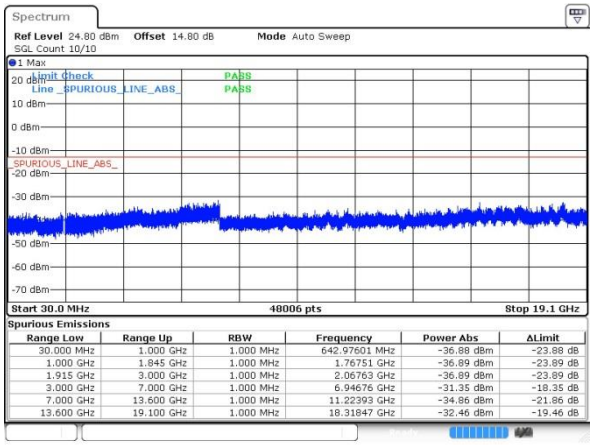

Spurious Emissions

Range Low	Range Up	RBW	Frequency	Power Abs	ΔLimit
30.000 MHz	1.000 GHz	1.000 MHz	642.97601 MHz	-36.88 dBm	-23.88 dB
1.000 GHz	1.845 GHz	1.000 MHz	1.76751 GHz	-36.89 dBm	-23.89 dB
1.915 GHz	3.000 GHz	1.000 MHz	2.06763 GHz	-36.89 dBm	-23.89 dB
3.000 GHz	7.000 GHz	1.000 MHz	6.94676 GHz	-31.35 dBm	-18.35 dB
7.000 GHz	13.600 GHz	1.000 MHz	11.22393 GHz	-34.86 dBm	-21.86 dB
13.600 GHz	19.100 GHz	1.000 MHz	18.31847 GHz	-32.46 dBm	-19.46 dB

Date: 23.JUL.2018 20:27:27

Middle Channel

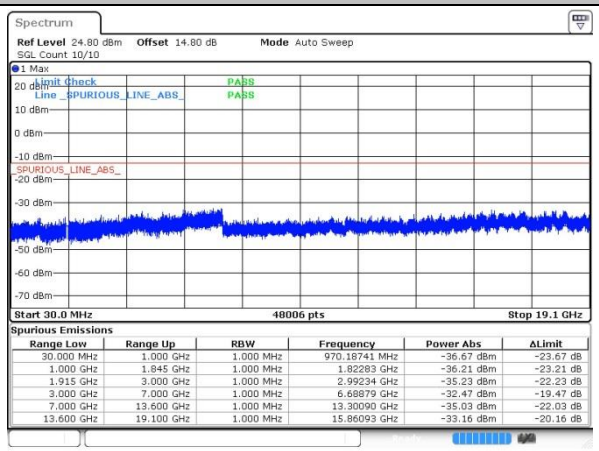

Spurious Emissions

Range Low	Range Up	RBW	Frequency	Power Abs	ΔLimit
30.000 MHz	1.000 GHz	1.000 MHz	970.18741 MHz	-36.67 dBm	-23.67 dB
1.000 GHz	1.845 GHz	1.000 MHz	1.82283 GHz	-36.21 dBm	-23.21 dB
1.915 GHz	3.000 GHz	1.000 MHz	2.99234 GHz	-35.23 dBm	-22.23 dB
3.000 GHz	7.000 GHz	1.000 MHz	6.68879 GHz	-32.47 dBm	-19.47 dB
7.000 GHz	13.600 GHz	1.000 MHz	13.30090 GHz	-35.03 dBm	-22.03 dB
13.600 GHz	19.100 GHz	1.000 MHz	15.86093 GHz	-33.16 dBm	-20.16 dB

Date: 23.JUL.2018 20:28:47

Highest Channel

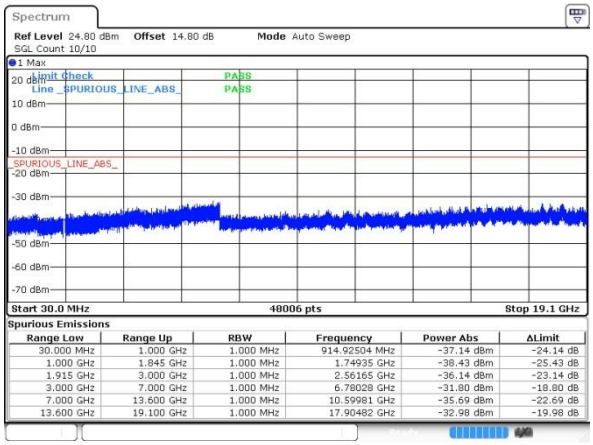

Spurious Emissions

Range Low	Range Up	RBW	Frequency	Power Abs	ΔLimit
30.000 MHz	1.000 GHz	1.000 MHz	914.92504 MHz	-37.14 dBm	-24.14 dB
1.000 GHz	1.845 GHz	1.000 MHz	1.74935 GHz	-38.43 dBm	-25.43 dB
1.915 GHz	3.000 GHz	1.000 MHz	2.56165 GHz	-36.14 dBm	-23.14 dB
3.000 GHz	7.000 GHz	1.000 MHz	6.78028 GHz	-31.80 dBm	-18.80 dB
7.000 GHz	13.600 GHz	1.000 MHz	10.59981 GHz	-35.69 dBm	-22.69 dB
13.600 GHz	19.100 GHz	1.000 MHz	17.90482 GHz	-32.98 dBm	-19.98 dB

Date: 23.JUL.2018 20:30:07

GSM1900 (EDGE class 8)

Lowest Channel

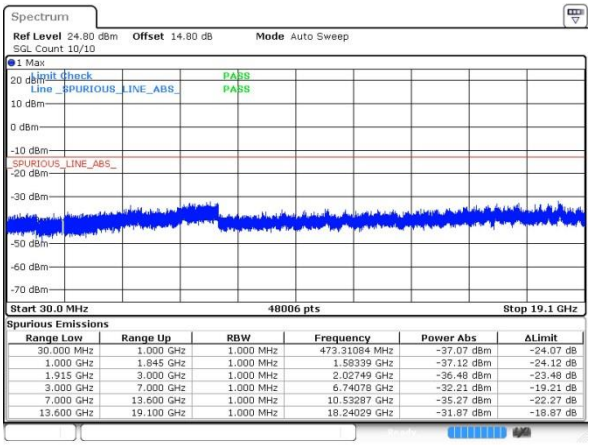

Spurious Emissions

Range Low	Range Up	RBW	Frequency	Power Abs	ΔLimit
30.000 MHz	1.000 GHz	1.000 MHz	473.31084 MHz	-37.07 dBm	-24.07 dB
1.000 GHz	1.845 GHz	1.000 MHz	1.58339 GHz	-37.12 dBm	-24.12 dB
1.915 GHz	3.000 GHz	1.000 MHz	2.02749 GHz	-36.48 dBm	-23.48 dB
3.000 GHz	7.000 GHz	1.000 MHz	6.74078 GHz	-32.21 dBm	-19.21 dB
7.000 GHz	13.600 GHz	1.000 MHz	10.53287 GHz	-35.27 dBm	-22.27 dB
13.600 GHz	19.100 GHz	1.000 MHz	18.24029 GHz	-31.87 dBm	-18.87 dB

Date: 23.JUL.2018 20:44:27

Middle Channel

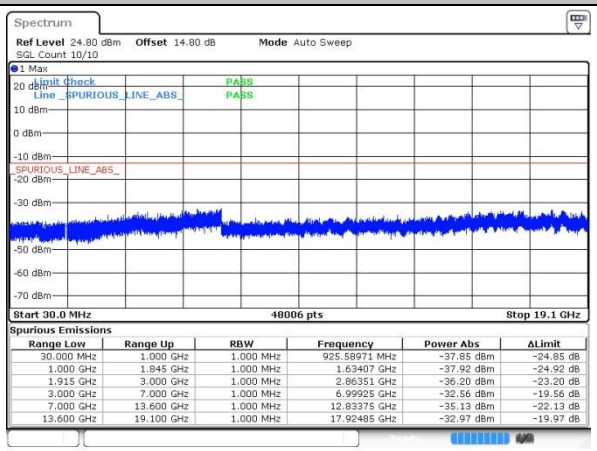

Spurious Emissions

Range Low	Range Up	RBW	Frequency	Power Abs	ΔLimit
30.000 MHz	1.000 GHz	1.000 MHz	925.58971 MHz	-37.85 dBm	-24.85 dB
1.000 GHz	1.845 GHz	1.000 MHz	1.63407 GHz	-37.92 dBm	-24.92 dB
1.915 GHz	3.000 GHz	1.000 MHz	2.86351 GHz	-36.20 dBm	-23.20 dB
3.000 GHz	7.000 GHz	1.000 MHz	6.99925 GHz	-32.56 dBm	-19.56 dB
7.000 GHz	13.600 GHz	1.000 MHz	12.83375 GHz	-35.13 dBm	-22.13 dB
13.600 GHz	19.100 GHz	1.000 MHz	17.92485 GHz	-32.97 dBm	-19.97 dB

Date: 23.JUL.2018 20:45:45

Highest Channel

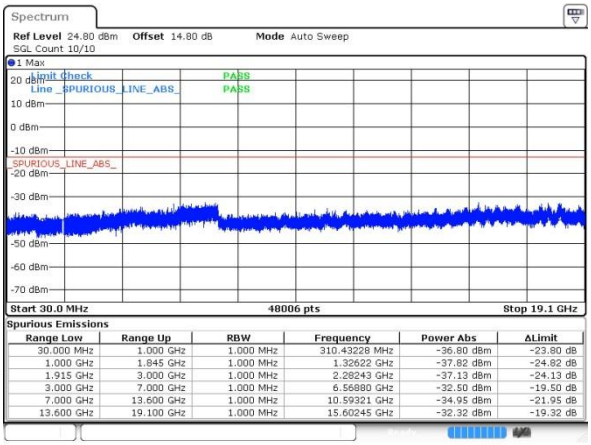

Spurious Emissions

Range Low	Range Up	RBW	Frequency	Power Abs	ΔLimit
30.000 MHz	1.000 GHz	1.000 MHz	310.43228 MHz	-36.80 dBm	-23.80 dB
1.000 GHz	1.845 GHz	1.000 MHz	1.32622 GHz	-37.82 dBm	-24.82 dB
1.915 GHz	3.000 GHz	1.000 MHz	2.28243 GHz	-37.13 dBm	-24.13 dB
3.000 GHz	7.000 GHz	1.000 MHz	6.56880 GHz	-32.50 dBm	-19.50 dB
7.000 GHz	13.600 GHz	1.000 MHz	10.59321 GHz	-34.95 dBm	-21.95 dB
13.600 GHz	19.100 GHz	1.000 MHz	15.60245 GHz	-32.32 dBm	-19.32 dB

Date: 23.JUL.2018 20:47:47

WCDMA Band V (RMC 12.2Kbps)

Lowest Channel

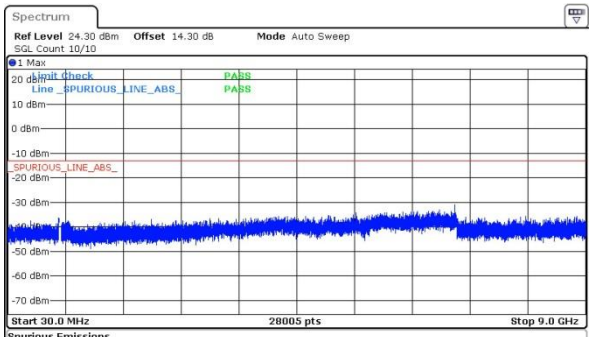

Spurious Emissions

Range Low	Range Up	RBW	Frequency	Power Abs	ΔLimit
30.000 MHz	820.000 MHz	1.000 MHz	819.01299 MHz	-36.25 dBm	-23.25 dB
855.000 MHz	1.000 GHz	1.000 MHz	965.83333 MHz	-37.54 dBm	-24.54 dB
1.000 GHz	3.000 GHz	1.000 MHz	2.25422 GHz	-36.99 dBm	-23.99 dB
3.000 GHz	7.000 GHz	1.000 MHz	6.97225 GHz	-30.88 dBm	-17.88 dB
7.000 GHz	9.000 GHz	1.000 MHz	8.86739 GHz	-35.61 dBm	-22.61 dB

Date: 23.JUL.2018 21:53:07

Middle Channel

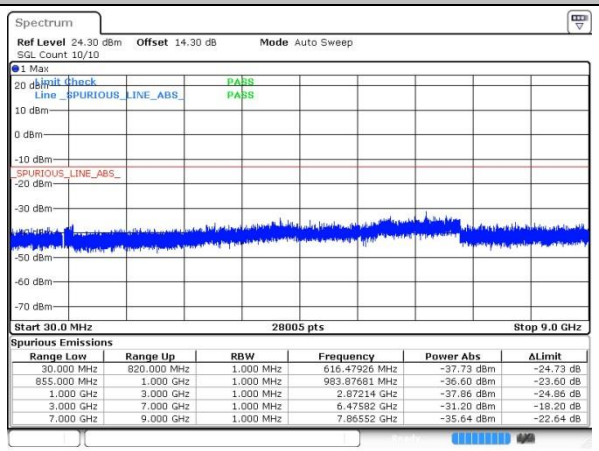

Spurious Emissions

Range Low	Range Up	RBW	Frequency	Power Abs	ΔLimit
30.000 MHz	820.000 MHz	1.000 MHz	616.47926 MHz	-37.73 dBm	-24.73 dB
855.000 MHz	1.000 GHz	1.000 MHz	983.87681 MHz	-36.60 dBm	-23.60 dB
1.000 GHz	3.000 GHz	1.000 MHz	2.87214 GHz	-37.86 dBm	-24.86 dB
3.000 GHz	7.000 GHz	1.000 MHz	6.47582 GHz	-31.20 dBm	-18.20 dB
7.000 GHz	9.000 GHz	1.000 MHz	7.86552 GHz	-35.64 dBm	-22.64 dB

Date: 23.JUL.2018 21:55:32

Highest Channel

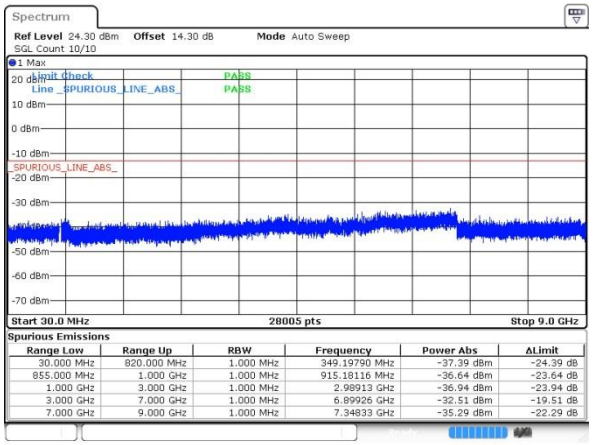

Spurious Emissions

Range Low	Range Up	RBW	Frequency	Power Abs	ΔLimit
30.000 MHz	820.000 MHz	1.000 MHz	349.19790 MHz	-37.39 dBm	-24.39 dB
855.000 MHz	1.000 GHz	1.000 MHz	915.18116 MHz	-36.64 dBm	-23.64 dB
1.000 GHz	3.000 GHz	1.000 MHz	2.98913 GHz	-36.94 dBm	-23.94 dB
3.000 GHz	7.000 GHz	1.000 MHz	6.89926 GHz	-32.51 dBm	-19.51 dB
7.000 GHz	9.000 GHz	1.000 MHz	7.34833 GHz	-35.29 dBm	-22.29 dB

Date: 23.JUL.2018 21:57:13

WCDMA Band II (RMC 12.2Kbps)

Lowest Channel

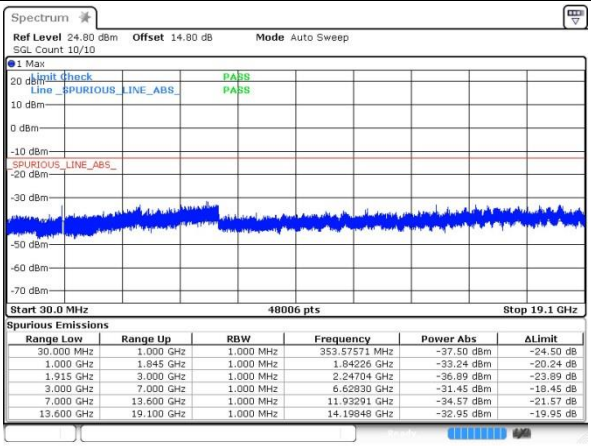

Spurious Emissions

Range Low	Range Up	RBW	Frequency	Power Abs	ΔLimit
30.000 MHz	1.000 GHz	1.000 MHz	353.57571 MHz	-37.50 dBm	-24.50 dB
1.000 GHz	1.845 GHz	1.000 MHz	1.84226 GHz	-33.24 dBm	-20.24 dB
1.915 GHz	3.000 GHz	1.000 MHz	2.24704 GHz	-36.89 dBm	-23.89 dB
3.000 GHz	7.000 GHz	1.000 MHz	6.62830 GHz	-31.45 dBm	-18.45 dB
7.000 GHz	13.600 GHz	1.000 MHz	11.93291 GHz	-34.57 dBm	-21.57 dB
13.600 GHz	19.100 GHz	1.000 MHz	14.19848 GHz	-32.95 dBm	-19.95 dB

Date: 23.JUL.2018 21:09:41

Middle Channel

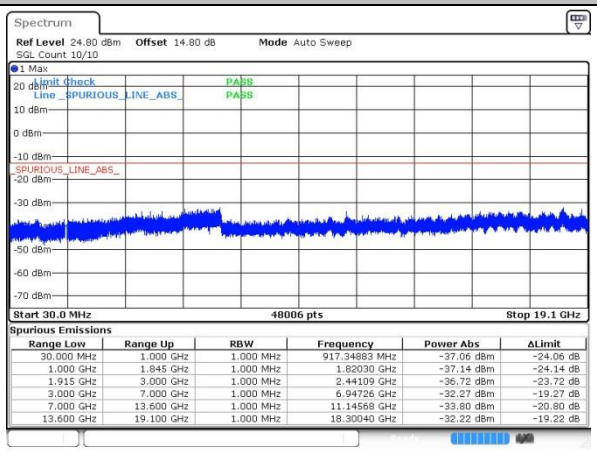

Spurious Emissions

Range Low	Range Up	RBW	Frequency	Power Abs	ΔLimit
30.000 MHz	1.000 GHz	1.000 MHz	917.34883 MHz	-37.06 dBm	-24.06 dB
1.000 GHz	1.845 GHz	1.000 MHz	1.82030 GHz	-37.14 dBm	-24.14 dB
1.915 GHz	3.000 GHz	1.000 MHz	2.44109 GHz	-36.72 dBm	-23.72 dB
3.000 GHz	7.000 GHz	1.000 MHz	6.94726 GHz	-32.27 dBm	-19.27 dB
7.000 GHz	13.600 GHz	1.000 MHz	11.14568 GHz	-33.80 dBm	-20.80 dB
13.600 GHz	19.100 GHz	1.000 MHz	18.30040 GHz	-32.22 dBm	-19.22 dB

Date: 23.JUL.2018 21:11:02

Highest Channel

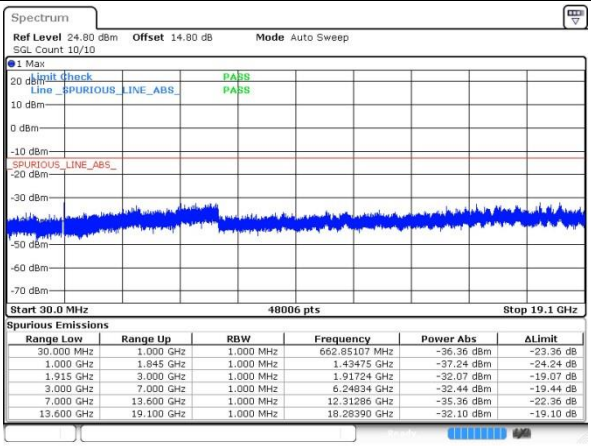

Spurious Emissions

Range Low	Range Up	RBW	Frequency	Power Abs	ΔLimit
30.000 MHz	1.000 GHz	1.000 MHz	662.85107 MHz	-36.36 dBm	-23.36 dB
1.000 GHz	1.845 GHz	1.000 MHz	1.43475 GHz	-37.24 dBm	-24.24 dB
1.915 GHz	3.000 GHz	1.000 MHz	1.91724 GHz	-32.07 dBm	-19.07 dB
3.000 GHz	7.000 GHz	1.000 MHz	6.24834 GHz	-32.44 dBm	-19.44 dB
7.000 GHz	13.600 GHz	1.000 MHz	12.31286 GHz	-35.36 dBm	-22.36 dB
13.600 GHz	19.100 GHz	1.000 MHz	18.28390 GHz	-32.10 dBm	-19.10 dB

Date: 23.JUL.2018 21:12:58

WCDMA Band IV (RMC 12.2Kbps)

Lowest Channel

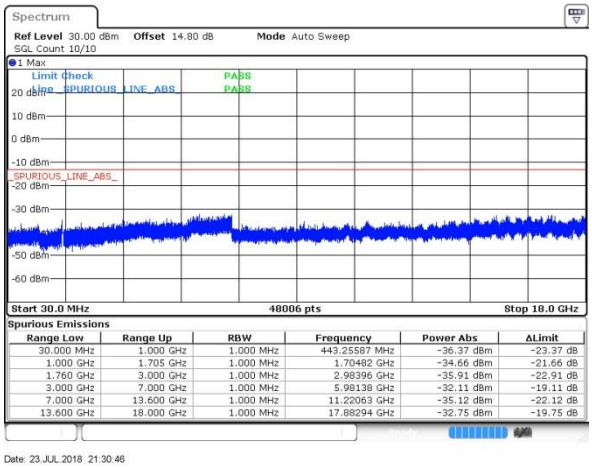

Spurious Emissions

Range Low	Range Up	RBW	Frequency	Power Abs	ΔLimit
30.000 MHz	1.000 GHz	1.000 MHz	443.25587 MHz	-36.37 dBm	-23.37 dB
1.000 GHz	1.705 GHz	1.000 MHz	1.70482 GHz	-34.66 dBm	-21.66 dB
1.760 GHz	3.000 GHz	1.000 MHz	2.98396 GHz	-35.91 dBm	-22.91 dB
3.000 GHz	7.000 GHz	1.000 MHz	5.98138 GHz	-32.11 dBm	-19.11 dB
7.000 GHz	13.600 GHz	1.000 MHz	11.22063 GHz	-35.12 dBm	-22.12 dB
13.600 GHz	18.000 GHz	1.000 MHz	17.88294 GHz	-32.75 dBm	-19.75 dB

Middle Channel

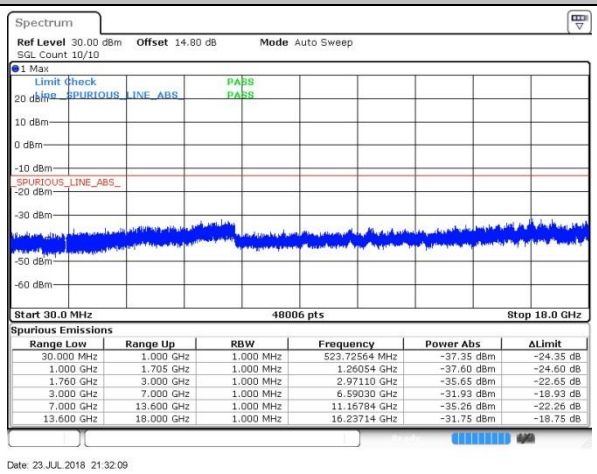

Spurious Emissions

Range Low	Range Up	RBW	Frequency	Power Abs	ΔLimit
30.000 MHz	1.000 GHz	1.000 MHz	523.72564 MHz	-37.35 dBm	-24.35 dB
1.000 GHz	1.705 GHz	1.000 MHz	1.26054 GHz	-37.60 dBm	-24.60 dB
1.760 GHz	3.000 GHz	1.000 MHz	2.97110 GHz	-35.65 dBm	-22.65 dB
3.000 GHz	7.000 GHz	1.000 MHz	6.59030 GHz	-31.93 dBm	-18.93 dB
7.000 GHz	13.600 GHz	1.000 MHz	11.16784 GHz	-35.26 dBm	-22.26 dB
13.600 GHz	18.000 GHz	1.000 MHz	16.23714 GHz	-31.75 dBm	-18.75 dB

Highest Channel

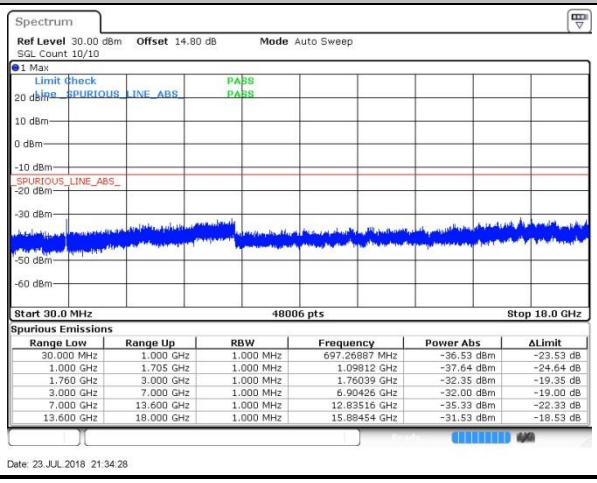

Spurious Emissions

Range Low	Range Up	RBW	Frequency	Power Abs	ΔLimit
30.000 MHz	1.000 GHz	1.000 MHz	697.26887 MHz	-36.53 dBm	-23.53 dB
1.000 GHz	1.705 GHz	1.000 MHz	1.09812 GHz	-37.64 dBm	-24.64 dB
1.760 GHz	3.000 GHz	1.000 MHz	1.76039 GHz	-32.35 dBm	-19.35 dB
3.000 GHz	7.000 GHz	1.000 MHz	6.90426 GHz	-32.00 dBm	-19.00 dB
7.000 GHz	13.600 GHz	1.000 MHz	12.83516 GHz	-35.33 dBm	-22.33 dB
13.600 GHz	18.000 GHz	1.000 MHz	15.88454 GHz	-31.53 dBm	-18.53 dB

Frequency Stability

Test Conditions	Middle Channel	GSM850 (GSM)	GSM850 (EDGE class 8)	Limit 2.5ppm
Temperature (°C)	Voltage (Volt)	Deviation (ppm)		Result
50	Normal Voltage	0.0407	0.0418	PASS
40	Normal Voltage	0.0371	0.0191	
30	Normal Voltage	0.0502	0.0084	
20(Ref.)	Normal Voltage	0.0000	0.0000	
10	Normal Voltage	0.0060	0.0191	
0	Normal Voltage	0.0347	0.0299	
-10	Normal Voltage	0.0538	0.0407	
-20	Normal Voltage	0.0383	0.0395	
-30	Normal Voltage	0.0395	0.0323	
20	Maximum Voltage	0.0430	0.0371	
20	Normal Voltage	0.0000	0.0000	
20	Battery End Point	0.0323	0.0215	

Note: Normal Voltage = 3.85V. ；Battery End Point (BEP) =3.65V.；Maximum Voltage =4.4 V

Test Conditions	Middle Channel	GSM1900 (GSM)	GSM1900 (EDGE class 8)	Limit Note 2.
Temperature (°C)	Voltage (Volt)	Deviation (ppm)		Result
50	Normal Voltage	0.0239	0.0234	PASS
40	Normal Voltage	0.0207	0.0218	
30	Normal Voltage	0.0021	0.0101	
20(Ref.)	Normal Voltage	0.0000	0.0000	
10	Normal Voltage	0.0186	0.0021	
0	Normal Voltage	0.0197	0.0239	
-10	Normal Voltage	0.0059	0.0245	
-20	Normal Voltage	0.0218	0.0069	
-30	Normal Voltage	0.0064	0.0293	
20	Maximum Voltage	0.0074	0.0229	
20	Normal Voltage	0.0000	0.0000	
20	Battery End Point	0.0181	0.0234	

Note:

1. Normal Voltage = 3.85V. ；Battery End Point (BEP) =3.65V.；Maximum Voltage =4.4 V
2. The frequency fundamental emissions stay within the authorized frequency block based on the frequency deviation measured is small.

Test Conditions	Middle Channel	WCDMA Band V (RMC 12.2Kbps RMC 12.2Kbps)	Limit 2.5ppm
Temperature (°C)	Voltage (Volt)	Deviation (ppm)	Result
50	Normal Voltage	0.0012	PASS
40	Normal Voltage	0.0191	
30	Normal Voltage	0.0179	
20(Ref.)	Normal Voltage	0.0000	
10	Normal Voltage	0.0060	
0	Normal Voltage	0.0239	
-10	Normal Voltage	0.0215	
-20	Normal Voltage	0.0036	
-30	Normal Voltage	0.0155	
20	Maximum Voltage	0.0048	
20	Normal Voltage	0.0000	
20	Battery End Point	0.0143	

Note: Normal Voltage = 3.85 V. ；Battery End Point (BEP) =3.65V.；Maximum Voltage =4.4V

Test Conditions	Middle Channel	WCDMA Band II (RMC 12.2Kbps)	Limit Note 2.
Temperature (°C)	Voltage (Volt)	Deviation (ppm)	Result
50	Normal Voltage	0.0048	PASS
40	Normal Voltage	0.0037	
30	Normal Voltage	0.0032	
20(Ref.)	Normal Voltage	0.0000	
10	Normal Voltage	0.0011	
0	Normal Voltage	0.0043	
-10	Normal Voltage	0.0021	
-20	Normal Voltage	0.0064	
-30	Normal Voltage	0.0027	
20	Maximum Voltage	0.0053	
20	Normal Voltage	0.0000	
20	Battery End Point	0.0016	

Note: Normal Voltage = 3.85 V. ；Battery End Point (BEP) =3.65V.；Maximum Voltage =4.4V

Test Conditions	Middle Channel	WCDMA Band IV (RMC 12.2Kbps)	Limit Note 2.
Temperature (°C)	Voltage (Volt)	Deviation (ppm)	Result
50	Normal Voltage	0.0121	PASS
40	Normal Voltage	0.0139	
30	Normal Voltage	0.0023	
20(Ref.)	Normal Voltage	0.0000	
10	Normal Voltage	0.0092	
0	Normal Voltage	0.0063	
-10	Normal Voltage	0.0029	
-20	Normal Voltage	0.0052	
-30	Normal Voltage	0.0017	
20	Maximum Voltage	0.0087	
20	Normal Voltage	0.0000	
20	Battery End Point	0.0081	

Note:

1. Normal Voltage = 3.85 V. ；Battery End Point (BEP) =3.65 V.；Maximum Voltage =4.4V
2. The frequency fundamental emissions stay within the authorized frequency block based on the frequency deviation measured is small.

Appendix B. Test Results of Conducted Test

Radiated Spurious Emission

Note: Antenna 1 is Bottom Antenna, Antenna 2 is Top Antenna, the Antenna 2 verify worse case of Antenna 1.

GSM850 (GSM) for Antenna 1								
Channel	Frequency (MHz)	ERP (dBm)	Limit (dBm)	Over Limit (dB)	S.G. Power (dBm)	TX Cable loss (dB)	TX Antenna Gain (dBi)	Polarization (H/V)
Middle	1672	-60.08	-13	-47.08	-61.99	1.14	5.20	H
	2510	-41.49	-13	-28.49	-44.12	1.12	5.90	H
	3345	-60.07	-13	-47.07	-63.28	1.34	6.70	H
	1674	-55.15	-13	-42.15	-57.06	1.14	5.20	V
	2510	-40.33	-13	-27.33	-42.96	1.12	5.90	V
	3345	-60.22	-13	-47.22	-63.43	1.34	6.70	V

Remark: Spurious emissions within 30-1000MHz were found more than 20dB below limit line.

GSM850 (EDGE class 8) for Antenna 1								
Channel	Frequency (MHz)	ERP (dBm)	Limit (dBm)	Over Limit (dB)	S.G. Power (dBm)	TX Cable loss (dB)	TX Antenna Gain (dBi)	Polarization (H/V)
Middle	1672	-64.09	-13	-51.09	-66.00	1.14	5.20	H
	2510	-46.52	-13	-33.52	-49.15	1.12	5.90	H
	3345	-60.25	-13	-47.25	-63.46	1.34	6.70	H
	1672	-58.35	-13	-45.35	-60.26	1.14	5.20	V
	2510	-50.67	-13	-37.67	-53.30	1.12	5.90	V
	3345	-60.14	-13	-47.14	-63.35	1.34	6.70	V

Remark: Spurious emissions within 30-1000MHz were found more than 20dB below limit line.

GSM1900 (GSM) for Antenna 1								
Channel	Frequency (MHz)	EIRP (dBm)	Limit (dBm)	Over Limit (dB)	S.G. Power (dBm)	TX Cable loss (dB)	TX Antenna Gain (dBi)	Polarization (H/V)
Middle	3759	-56.86	-13	-43.86	-58.58	5.08	6.80	H
	5640	-41.24	-13	-28.24	-42.91	8.03	9.70	H
	7521	-49.69	-13	-36.69	-52.07	9.43	11.81	H
	3759	-56.86	-13	-43.86	-58.58	5.08	6.80	V
	5640	-46.86	-13	-33.86	-48.53	8.03	9.70	V
	7521	-49.51	-13	-36.51	-51.89	9.43	11.81	V

Remark: Spurious emissions within 30-1000MHz were found more than 20dB below limit line.

GSM1900 (EDGE class 8) for Antenna 1								
Channel	Frequency (MHz)	EIRP (dBm)	Limit (dBm)	Over Limit (dB)	S.G. Power (dBm)	TX Cable loss (dB)	TX Antenna Gain (dBi)	Polarization (H/V)
Middle	3759	-58.33	-13	-45.33	-60.05	5.08	6.80	H
	5640	-55.13	-13	-42.13	-56.80	8.03	9.70	H
	7521	-50.54	-13	-37.54	-52.92	9.43	11.81	H
	3759	-58.10	-13	-45.10	-59.82	5.08	6.80	V
	5640	-54.62	-13	-41.62	-56.29	8.03	9.70	V
	7521	-50.37	-13	-37.37	-52.75	9.43	11.81	V

Remark: Spurious emissions within 30-1000MHz were found more than 20dB below limit line.

WCDMA Band V(RMC 12.2Kbps) for Antenna 1								
Channel	Frequency (MHz)	ERP (dBm)	Limit (dBm)	Over Limit (dB)	S.G. Power (dBm)	TX Cable loss (dB)	TX Antenna Gain (dBi)	Polarization (H/V)
Middle	1672	-64.12	-13	-51.12	-66.03	1.14	5.20	H
	2506	-54.03	-13	-41.03	-56.66	1.12	5.90	H
	3345	-58.74	-13	-45.74	-61.95	1.34	6.70	H
	1674	-60.74	-13	-47.74	-62.65	1.14	5.20	V
	2512	-53.85	-13	-40.85	-56.48	1.12	5.90	V
	3348	-57.23	-13	-44.23	-60.44	1.34	6.70	V

Remark: Spurious emissions within 30-1000MHz were found more than 20dB below limit line

WCDMA Band II(RMC 12.2Kbps) for Antenna 1								
Channel	Frequency (MHz)	EIRP (dBm)	Limit (dBm)	Over Limit (dB)	S.G. Power (dBm)	TX Cable loss (dB)	TX Antenna Gain (dBi)	Polarization (H/V)
Middle	3759	-58.26	-13	-45.26	-59.98	5.08	6.80	H
	5640	-54.95	-13	-41.95	-56.62	8.03	9.70	H
	7521	-50.55	-13	-37.55	-52.93	9.43	11.81	H
	3759	-57.82	-13	-44.82	-59.54	5.08	6.80	V
	5640	-54.89	-13	-41.89	-56.56	8.03	9.70	V
	7521	-50.33	-13	-37.33	-52.71	9.43	11.81	V

Remark: Spurious emissions within 30-1000MHz were found more than 20dB below limit line.

WCDMA Band IV(RMC 12.2Kbps) for Antenna 1								
Channel	Frequency (MHz)	EIRP (dBm)	Limit (dBm)	Over Limit (dB)	S.G. Power (dBm)	TX Cable loss (dB)	TX Antenna Gain (dBi)	Polarization (H/V)
Middle	3465	-59.30	-13	-46.30	-63.27	4.87	8.84	H
	5199	-55.89	-13	-42.89	-57.33	7.70	9.14	H
	6930	-51.94	-13	-38.94	-53.63	8.98	10.66	H
	3465	-59.07	-13	-46.07	-63.04	4.87	8.84	V
	5199	-54.18	-13	-41.18	-55.62	7.70	9.14	V
	6930	-51.63	-13	-38.63	-53.32	8.98	10.66	V

Remark: Spurious emissions within 30-1000MHz were found more than 20dB below limit line.

GSM850 (GSM) for Antenna 2								
Channel	Frequency (MHz)	ERP (dBm)	Limit (dBm)	Over Limit (dB)	S.G. Power (dBm)	TX Cable loss (dB)	TX Antenna Gain (dBi)	Polarization (H/V)
Middle	1672	-57.33	-13	-44.33	-59.24	1.14	5.20	H
	2510	-39.01	-13	-26.01	-41.64	1.12	5.90	H
	3345	-60.07	-13	-47.07	-63.28	1.34	6.70	H
	1672	-54.92	-13	-41.92	-56.83	1.14	5.20	V
	2510	-40.75	-13	-27.75	-43.38	1.12	5.90	V
	3345	-60.19	-13	-47.19	-63.40	1.34	6.70	V

Remark: Spurious emissions within 30-1000MHz were found more than 20dB below limit line.

GSM1900 (GSM) for Antenna 2								
Channel	Frequency (MHz)	EIRP (dBm)	Limit (dBm)	Over Limit (dB)	S.G. Power (dBm)	TX Cable loss (dB)	TX Antenna Gain (dBi)	Polarization (H/V)
Middle	3759	-44.78	-13	-31.78	-46.50	5.08	6.80	H
	5640	-54.09	-13	-41.09	-55.76	8.03	9.70	H
	7521	-50.52	-13	-37.52	-52.90	9.43	11.81	H
	3759	-46.54	-13	-33.54	-48.26	5.08	6.80	V
	5640	-51.78	-13	-38.78	-53.45	8.03	9.70	V
	7521	-50.15	-13	-37.15	-52.53	9.43	11.81	V

Remark: Spurious emissions within 30-1000MHz were found more than 20dB below limit line.

WCDMA Band IV(RMC 12.2Kbps) for Antenna 2								
Channel	Frequency (MHz)	EIRP (dBm)	Limit (dBm)	Over Limit (dB)	S.G. Power (dBm)	TX Cable loss (dB)	TX Antenna Gain (dBi)	Polarization (H/V)
Middle	3465	-59.16	-13	-46.16	-63.13	4.87	8.84	H
	5199	-55.30	-13	-42.30	-56.74	7.70	9.14	H
	6930	-51.94	-13	-38.94	-53.63	8.98	10.66	H
	3465	-59.12	-13	-46.12	-63.09	4.87	8.84	V
	5199	-55.10	-13	-42.10	-56.54	7.70	9.14	V
	6930	-51.85	-13	-38.85	-53.54	8.98	10.66	V

Remark: Spurious emissions within 30-1000MHz were found more than 20dB below limit line.