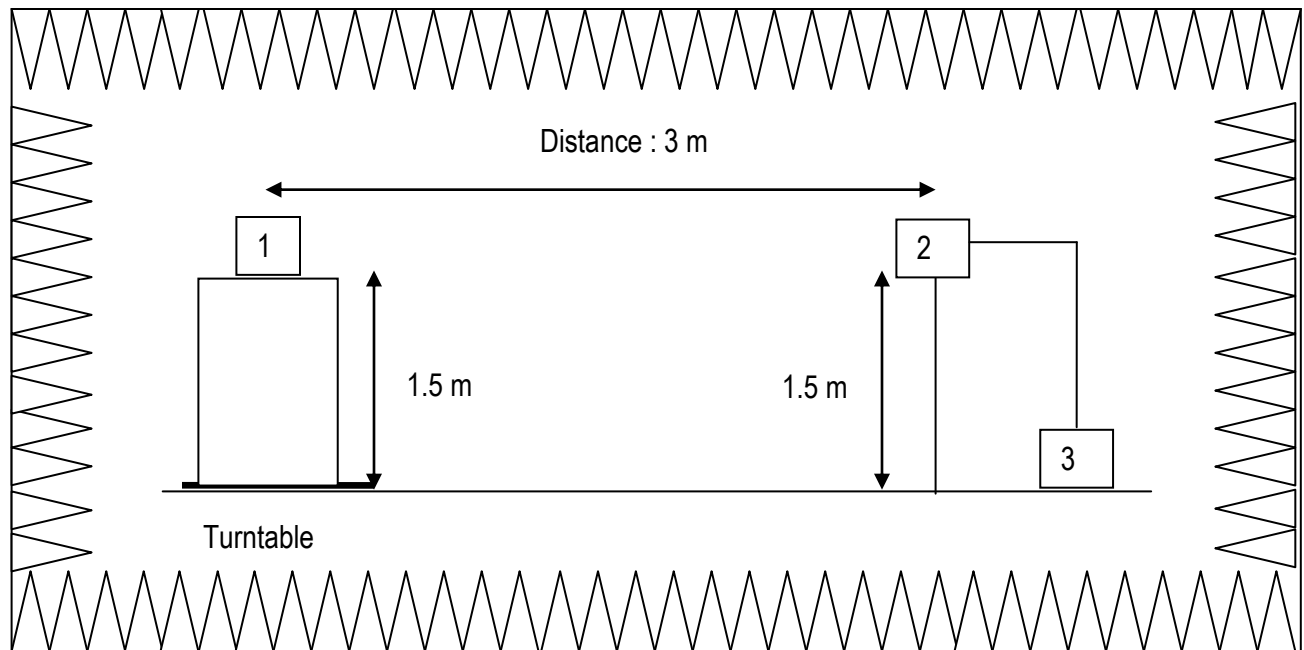


## Anechoic chamber setup



Above 1 GHz





- 1: Equipment Under Test
- 2: Measurement antenna
- 3: Measurement equipment

## Installation of Equipment Under Test

### Anechoic Room – Position 1



Anechoic Room – Position 2



Anechoic chamber test site

Pre-measure below 30 MHz





Pre-measure between 30 MHz to 200 MHz



Pre-measure between 200 MHz to 1000 MHz



Measure between 1 GHz to 18 GHz



Conducted measurement setup

