

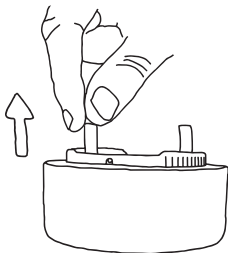
point.

Start




Remove the mounting plate from Point by pulling the tab.

Remove the two battery strips by pulling them straight up one at a time.



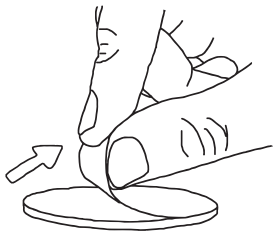
Connect



Download the Point app
from app.minut.com to
connect your Point.

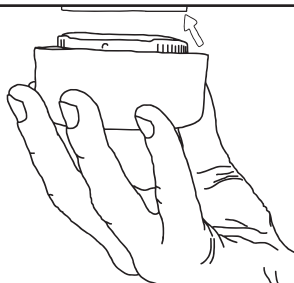


Place



Install the mounting plate on the ceiling. Use the provided sticky tape or a screw.

Place Point to the mounting plate.



Done!

If you have any questions about
your Point, drop us a line at
hello@minut.com.

Point User Guide

Download the Point User Guide on www.minut.com/support.

Product Safety and Handling

See “Product Safety and Handling” in the Point User Guide available on www.minut.com/support. Point contains strong magnets. Point is intended for indoor use only. Batteries must be recycled or disposed of separately from household waste. Do not paint, disassemble, modify or repair the product.

Warranty

The warranty coverage is over and above local and regional consumer protection laws and does not exclude, limit, or suspend a buyer's rights arising from consumer law. For full warranty information see the Point User Guide available on www.minut.com/support.

Trademarks

Apple and the Apple logo are trademarks of Apple Inc., registered in the U.S. and other countries. App Store is a service mark of Apple Inc. Google Play is a trademark of Google Inc.

Regulatory information

FCC ID: 2AFXO-P1-1000, 15.247

Federal Communication Commission Interference Statement

This equipment has been tested and found to comply with the limits for a Class B digital device, pursuant to Part 15 of the FCC Rules. These limits are designed to provide reasonable protection against harmful interference in a residential installation. This equipment generates uses and can radiate radio frequency energy and, if not installed and used in accordance with the instructions, may cause harmful interference to radio communications. However, there is no guarantee that interference will not occur in a particular installation. If this equipment does cause harmful interference to radio or television reception, which can be determined by turning the equipment off and on, the user is

encouraged to try to correct the interference by one of the following measures: Reorient or relocate the receiving antenna. Increase the separation between the equipment and receiver. Connect the equipment into an outlet on a circuit different from that to which the receiver is connected. Consult the dealer or an experienced radio/TV technician for help.

This device complies with Part 15 of the FCC Rules. Operation is subject to the following two conditions: (1) This device may not cause harmful interference, and (2) this device must accept any interference received, including interference that may cause undesired operation.

This equipment complies with the FCC RF radiation exposure limits set forth for an uncontrolled environment. This equipment should be installed and operated with a minimum distance of 20cm between the radiator and any part of your body.

FCC CAUTION: Any changes or modifications not expressly approved by the party responsible for compliance could void the user's authority to operate this equipment.

EC DECLARATION OF CONFORMITY

Minut hereby declares that this wireless device is in compliance with the essential requirements and other relevant provisions of the R&TTE Directive.

A copy of the EU Declaration of Conformity is available on www.minut.com/support.

Minut's EU representative is Minut AB, Bredgatan 4, 211 30 Malmö, Sweden.

minut