






**Photograph 1: Conducted Emissions at the Mains Terminal Test Setup**



**Photograph 2: Radiated Emission, Test Setup, Below 1 GHz**



**Photograph 3: Radiated Emission, Test Setup, Below 30 MHz, 0 degrees**



**Photograph 4: Radiated Emission, Test Setup, Below 30 MHz, 90 degrees**