产品配色与工艺说明图
Product Colour, Material & Finishing Specfications

Product Model 产品型号	LC24	Brand 品牌	中性	Job No. 图档编码	3-608LC240690A0001
Product Type 产品类	无线充电器说明书	Description 描述	/	Revision 版本号	
Dimension 尺寸	90*65mm	Original Designer 原设计师		Date 日期	
Scale 比例	1:1	Technology 工艺	128g哑粉纸 双面四色印刷	Verifing 审核	/
备注					

Fast Wireless Car Charger
User Manual

User Manual

Thanks for purchasing our product, this is a vehicle-mounted wireless charger for smart phones, It could be used as vehicle-mounted mobile bracket, meanwhile prolong the time of battery. Let you enjoy the great fun of digital products.

Please read this manual before using and keep it for future reference.

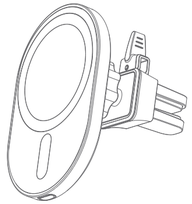

Package contents

Wireless car charger

Air vent bracket

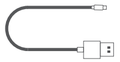

Type-c charging cable

Installation of charger

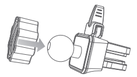

① Remove the fixed nut, put the ball in.

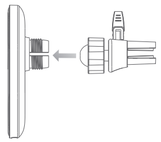

② Push the ball head into the round hole on the back of the car bracket and tighten the nut clockwise to adjust the angle of the car wireless charger.

Installation of charger

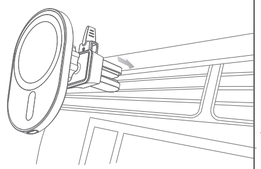

③ Fix the air vent mount on the appropriate location of the car air vent clip, and push the fixed lever to fix the wireless charger.
*The fixed lever has two gear positions. Please select the appropriate gear according to the thickness of the car outlet clip.

Installation of charger

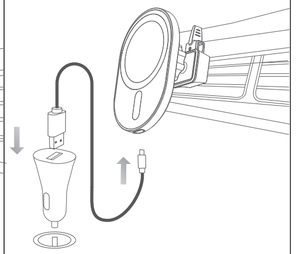

④ Connect the car wireless charger and car charger by power cable, and insert the car charger into the car's cigarette lighter socket.
*Car charger wall charger need to buy separately.

Charging for mobile phones

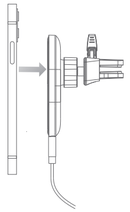

⑤ Put the magnetic wireless charging phone one the wireless car charger, they will align automaticly and starts charging.

Specification

Product Name	wireless Car Charger
Material	ABS+PC，Silicone
Size	90×62×27 mm
Weight	56g
Input	DC 5V 2A,DC 9V 2.5A
Power	5W/7.5W/10W/15W
Charging Distance	≤10mm
Conversion	≥68%
Frenquency	115-205KHz
Applicable Models	Qi-Compliant Mobile Phones

FCC WARNING
This device complies with part 15 of the FCC Rules. Operation is subject to the following two conditions: (1) this device may not cause harmful interference, and (2) this device must accept any interference received, including interference that may cause undesired operation. Any changes or modifications not expressly approved by the party responsible for compliance
could void the user's authority to operate the equipment.
NOTE: This equipment has been tested and found to comply with the limits for a Class B digital device, pursuant to Part 15 of the FCC Rules. These limits are designed to provide reasonable protection against harmful interference in a residential installation. This equipment generates, uses and can radiate radio frequency energy and, if not installed and used in accordance with the instructions, may cause harmful interference to radio communications. However, there is no guarantee that interference will not occur in a particular installation. If this equipment does cause harmful interference to radio or television reception,
which can be determined by turning the equipment off and on, the user is encouraged to try to correct the interference by one or more of the following measures:
-- Reorient or relocate the receiving antenna.
-- Increase the separation between the equipment and receiver.
-- Connect the equipment into an outlet on a circuit different from that to which the receiver is connected.
-- Consult the dealer or an experienced radio/TV technician for help.
To maintain compliance with FCC's RF Exposure guidelines, This equipment should be installed and operated with minimum distance between 20cm the radiator your body: Use only the supplied antenna.

车载快速无线充电器
用户手册

用户手册

感谢您购买本产品，本产品是一款车载智能手机无线充电器，可充当车载手机支架并延长手机的续航时间，让您轻松体验数码产品的无限乐趣。

使用本产品前请认真阅读本手册并妥善保存，以备查阅。

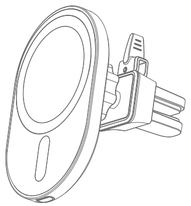

产品概览

车载无线充电器

出风口支架

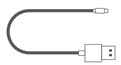

Type-C充电线

安装充电器

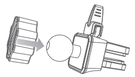

① 取下固定螺帽，将球状套入；

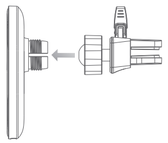

② 将球头推进车载支架背面圆孔处，顺时针拧紧螺帽后，可调整车载无线充电器的角度。

安装充电器

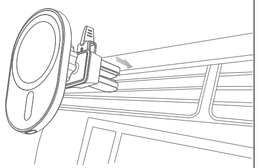

③ 将车载无线充电器的出风口夹头插入汽车出风口夹片合适的位置，拨动固定杠杆，将无线充电器固定在汽车出风口夹片上；
*固定杠杆有两个档位，请根据汽车出风口夹片的厚度选择合适的档位。

安装充电器

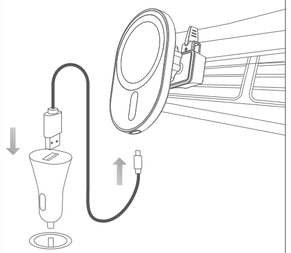

④ 将电源线连接至车载无线充电器，再将电源线另外一端连接汽车充电头，汽车充电头插入汽车点烟器插座。
*汽车充电头需另外购买。

为手机充电

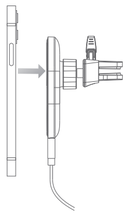

⑤ 将带有磁吸无线充电功能的手机放置在车载无线充电器上，充电板会自动吸附对位同时开始充电。

规格参数

产品名称	车载无线充电器
材　质	ABS+PC，硅胶
尺　寸	90×62×27mm
重　量	56g
输　入	DC 5V 2A,DC 9V 2.5A
功　率	5W/7.5W/10W/15W
充电距离	≤10mm
电力转换	≥68%
工作频率	115-205KHz
适用机型	兼容Qi标准的手机

注意事项

1、请勿挤压或碰撞。
2、请勿自行拆卸或投入火中、水中，避免造成短路漏电。
3、请勿在严重高温、潮湿或腐蚀性环境下使用无线充电器，避免损坏电路出现漏电现象。
4、请勿与带磁条或者芯片的磁卡（身份证、银行卡等）放置太近，避免造成磁卡失效。
5、请保持植入医疗设备（心脏起搏器、植入性耳蜗等）与无线充电器之间的距离至少为20cm，以避免对医疗设备造成潜在干扰。
6、应看管好儿童，以确保他们不将无线充电器当成玩具来玩，以避免不必要的意外。