**Super Bass Bluetooth/TF card(micro SD)/Telephone Speaker**

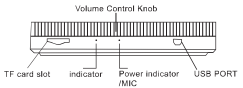


## INSTRUCTIONS

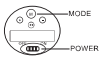


Press + momentarily, it turns to next song.
Press + and hold it to volume up.
Press - momentarily, it turns to previous song.
Press - and hold it to volume down.
Press ⊙ momentarily to pause or play.
Press M to switch Bluetooth/TF/Line in/Bluetooth Telephone function

## BASIC

Playing songs in Mp3 format which saved in TF card.
Support PC/iPod/iPhone/MP3/MP4/other mobile phones by Connection with 3.5mm jack.
Bluetooth telephone function
Bluetooth play

## TROUBLESHOOTING

Failed to read TF card, formatting TF card or change the Format of song to MP3.
No audio input when connecting with other devices, press M button to switch it or shut down to reboot it.

## DATA TRANSFERRING/CHARGING VIA USB CABLE

Switch ON and connect it with PC via USB cable, it will play songs during charging.
Switch OFF and connect it with PC for charging only.
USB cable is not for the use of data transferring.

## SPECIFICATIONS

Built-in Li-ion battery, 3.7V/500mAh
USB charging voltage: DC 5V
Speaker: 40mm 2.6 ohm 3W
Frequency range: 60Hz – 18KHz
S/N: >96db
Distortion < 0.5%
Size: 60*60*53mm
Battery working time: approx. 4 hours
Charging time: 2 hours

## INTERFACES

Volume control konb
Turn the knob in a clockwise direction to volume up
Turn it in anticlockwise direction to volume down
USB port: charge/audio input
Microphone
Hands-free speaker available only for the Bluetooth model
Power indicator
Blue/Red: working status
Red: Charging status (red indicator off when charged)
TF card slot is for inserting TF card

## FEATURE

Vibration resonance technology
360 degree omni-directional sound
Remove the sticker at the bottom to avoid speaker motion

## CAUTIONS

Keep out of reach of children.
Never knock the speaker.
Keep it away from fire, water, high and low temperature.
Never block speaker nets.
Never open it by yourself.

**Super Bass Bluetooth/Carte TF(micro SD)/Enceinte pour téléphone (fonction mains-libres)**

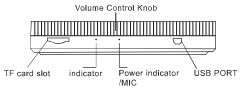


## MODE D'EMPLOI

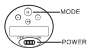


Appuyer sur + pour passer à la piste suivante.
Maintenir la touche + pour augmenter le volume.
Appuyer sur - pour revenir à la piste précédente.
Maintenir la touche - pour baisser le volume.
Appuyer sur ⊙ pour mettre pause/play.
Appuyer sur M pour changer sur le mode : Bluetooth/TF/Line in /Fonction téléphone Bluetooth.

## FONCTIONS

Lecture des musiques Mp3 sauvegardées sur la carte TF.
Support PC/iPod/iPhone/MP3/MP4/et tout autre téléphone portable en connectant avec un câble jack (3.5mm).
Téléphone bluetooth
Lecture bluetooth

## DEPANNAGE

Problème de lecture carte TF : formater carte TF ou changer le format de la piste en MP3.
Pas d'entrée audio quand déjà connecté à un autre appareil, appuyer sur M pour changer ou le fermer et le redémarrer.

## TRANSFERT DE DONNEES/RECHARGEMENT VIA CABLE USB

Faire glisser sur ON et connecter l'enceinte sur un PC avec le câble USB, le mode lecture peut être utilisé durant le chargement. Possibilité de chargement sur le mode OFF.
Le câble USB ne peut être utilisé pour le transfert de données.

## CARACTERISTIQUES TECHNIQUES

Batterie Li-ion intégrée, 3.7V/500mAh
Tension de chargement USB: DC 5V
Enceinte: 40mm 2.6 ohm 3W
Eventail fréquences: 60Hz – 18KHz
S/N: >96db
Distortion < 0.5%
Taille: 60*60*53mm
Durée batterie : environ 4 heures
Durée chargement : 2 heures

## INTERFACES

Bouton pour le contrôle du volume
Tourner le bouton dans le sens des aiguilles d'une montre pour augmenter le volume, le tourner dans la direction inverse pour baisser le volume.
Port USB: chargement/entrée audio
Microphone
Kit mains- libres seulement disponible pour le model Bluetooth
Indicateur niveau de batterie
Bleu/Rouge: Etat de marche - Rouge: statut de chargement (le rouge disparait quand la batterie est chargée)
Fente carte TF destine à insérer carte TF

## PARTICULARITES

Technologie d'absorption des vibrations
Son 360 degrés
Retirer le film en dessous de l'enceinte pour empêcher l'enceinte de bouger pendant la lecture

## PRECAUTIONS

Garder à l'écart des enfants.
Ne jamais faire tomber l'enceinte.
Garder à l'écart: du feu, de l'eau, des très basses/hautes températures.
Ne jamais ouvrir l'enceinte par vous même.

**FCC Caution:** Any changes or modifications not expressly approved by the party responsible for compliance could void the user's authority to operate this equipment.

This device complies with Part 15 of the FCC Rules. Operation is subject to the following two conditions:(1)This device may not cause harmful interference, and (2) this device must accept any interference received, including interference that may cause undesired operation.

NOTE: This equipment has been tested and found to comply with the limits for a Class B digital device, pursuant to Part 15 of the FCC Rules.

These limits are designed to provide reasonable protection against harmful interference in a residential installation. This equipment generates, uses and can radiate radio frequency energy and, if not installed and used in accordance with the instructions, may cause harmful interference to radio communications.

However, there is no guarantee that interference will not occur in a particular installation.

If this equipment does cause harmful interference to radio or television reception, which can be determined by turning the equipment off and on, the user is encouraged to try to correct the interference by one or more of the following measures:

FCC RF Radiation Exposure Statement:

This equipment complies with FCC radiation exposure limits set forth for an uncontrolled environment End users must follow the specific operating instructions for satisfying RF exposure compliance. This transmitter must not be collocated or operating in conjunction with any other antenna or transmitter.

The device has been evaluated to meet general RF exposure requirement. The device can be used in portable exposure condition without restriction.