




WD050A – View 1



WD050A – View 2




WC016A – View 1




WC016A – View 2

RFID
antenna
cable




Close-up of controller exterior. Controller on WD050A is shown.
Note cable between RFID board (inside enclosure), and antenna, is circled in red.

Identical for D-Series and C-Series.



Close-up showing routing of cable between antenna and PCB, shown circled in red.

Identical for D-Series and C-Series.



Close-up showing routing of RFID antenna cable, and location of antenna.
Identical for D-Series and C-Series.