



WB012A – View 1




WB012A – View 2




Close-up of controller exterior.

Note cable between RFID board (inside enclosure), and antenna, is circled in red.



Close-up showing routing of cable between PCB (inside controller enclosure) and antenna.



Close-up showing routing of RFID antenna cable, and location of antenna.