

AZULLE®

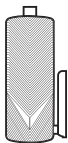
## QUICK GUIDE



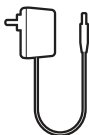
**ACCESS** 

# WHAT'S IN THE BOX?

1



Access



Power Adapter  
12V/2A

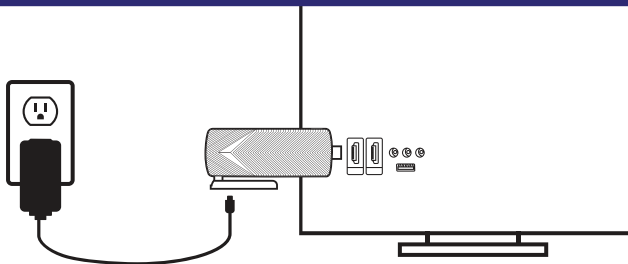


HDMI Extender



USB-C Adapter

## INSTALLATION INSTRUCTIONS



- 1 Connect the power adapter.
- 2 Plug-in the Access to a TV or monitor HDMI input.
- 3 Power on the Access.
- 4 Choose HDMI input and connect your accessories.

## NEED HELP?

2

We're here for you!



**Live Chat**  
*azulle.com*



**Technical Support**  
*786.233.6769 ext.1*



**E-mail**  
*support@azulle.com*

For video tutorials, visit our YouTube channel: [YouTube.com/AzulleTech](https://www.youtube.com/AzulleTech)  
Learn how to get more out of your device on our blog, by visiting [Azulle.com/Blog](https://www.Azulle.com/Blog)

## THINK SOLUTIONS

Find the perfect match for your device by visiting our shop to browse accessories.  
Discover how our mini PCs can power solutions for your home or business, from  
home entertainment to video conferencing.



**Digital Signage**



**Video  
Conferencing**



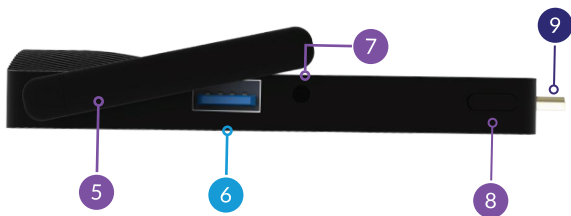

**IoT**



**Edge  
Computing**

# PORT LAYOUT

3



1 USB Type-C

4 Kensington Lock

7 Power Input

2 3.5mm Audio Jack

5 Antenna

8 Power Button

3 Ethernet Port

6 USB 3.0

9 HDMI Output

## Stay in Touch

Follow us on social media to keep up with the latest news and share your **#MiniMoments** with us! **@AzulleTech #GoMini**

Sign-up for our newsletter to receive exclusive offers and be the first to find out about releases at **[azulle.com/contact-us](https://azulle.com/contact-us)**.

## Leave a Review

Visit **[bit.ly/AzulleReview](https://bit.ly/AzulleReview)** to leave a review to help people learn about Azulle and decide if our mini PCs are right for their home or business.



# SPECIFICATIONS

5

PROCESSOR	Intel® Alder Lake-N (N100 & N300 Series)
PROCESSOR/CPU COUNT	4
PROCESSOR CACHE	6 MB
RAM	4GB LPDDR4 / 8GB LPDDR5
STORAGE	64GB / 128GB eMMC
OPERATING SYSTEM	Windows® 11 Pro / IoT / Ubuntu
WI-FI	Intel® Wi-Fi 6 AX201 Dual Band 2.4GHz / 5GHz
GPU	Intel® UHD Graphics
ETHERNET	1 Gigabit
BLUETOOTH	5.2
HDMI	1x HDMI® 2.0
HDMI OUTPUT	4K @60FPS
USB PORTS	1x USB 3.0
TYPE-C	1x USB 3.0
MICRO SD CARD SLOT	1x Supports largest MicroSD available
AUDIO OUTPUT	3.5mm Jack
POWER SUPPLY	12V/2A
WEIGHT	0.42 lbs
DIMENSIONS	5.1 x 2 x 0.8 in
WEIGHT PACKAGED	1.34 lbs
DIMENSIONS PACKAGED	6.7 x 7.2 x 2.1 in

\*Intel, the Intel logo, and Intel Core are trademarks of Intel Corporation or its subsidiaries.

\*Windows is either a registered trademark or a trademark of Microsoft Corporation in the United States and/or other countries.

\*The terms HDMI, HDMI High-Definition Multimedia Interface, HDMI trade dress and the HDMI Logos are trademarks or registered trademarks of HDMI Licensing Administrator, Inc.

This device complies with Part 15 of the FCC Rules. Operation is subject to the following two conditions: (1) this device may not cause harmful interference, and (2) this device must accept any interference received, including interference that may cause undesired operation.

This equipment has been tested and found to comply with the limits for a Class B digital device, pursuant to Part 15 of the FCC Rules. These limits are designed to provide reasonable protection against harmful interference in a residential installation. This equipment generates uses and can radiate radio frequency energy and, if not installed and used in accordance with the instructions, may cause harmful interference to radio communications. However, there is no guarantee that interference will not occur in a particular installation. If this equipment does cause harmful interference to radio or television reception, which can be determined by turning the equipment off and on, the user is encouraged to try to correct the interference by one or more of the following measures:

- Reorient or relocate the receiving antenna.
- Increase the separation between the equipment and receiver.
- Connect the equipment to an outlet on a circuit different from that to which the receiver is connected.
- Consult the dealer or an experienced radio/TV technician for help.

Changes or modifications not expressly approved by the party responsible for compliance could void the user's authority to operate the equipment.

To maintain compliance with FCC's RF exposure guidelines, this equipment should be installed and operated with a minimum separation distance of 20 cm between the equipment and a person's body. Use only the supplied antenna.

**FCC ID: 2AFJ1-A4P0TW**

AZULLE®

## GUÍA RÁPIDA

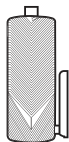


**ACCESS** 

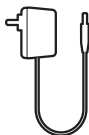


# ¿QUÉ HAY EN LA CAJA?

1



Access



Adaptador de Corriente  
12V/2A

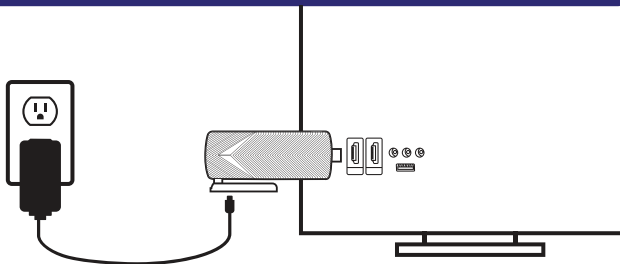


Cable HDMI



Adaptador USB-C

## INSTRUCCIONES DE INSTALACIÓN



- 1 Conecte el adaptador de corriente.
- 2 Conecte el Access a la entrada HDMI de la TV o monitor.
- 3 Encienda su dispositivo.
- 4 Elija la entrada HDMI y conecte sus accesorios.

¡Estamos aquí para usted!



**Chat en Vivo**  
*azulle.com*



**Soporte Técnico**  
*786.233.6769 ext.1*



**E-mail**  
*support@azulle.com*

Para ver videotutoriales, visite nuestro canal de YouTube:

[YouTube.com/AzulleTech](https://www.youtube.com/AzulleTech)

Aprenda a cómo sacar el máximo provecho a su dispositivo  
en nuestro blog, visitando [Azulle.com/Blog](https://www.azulle.com/Blog)

## PIENSE EN SOLUCIONES

Encuentre la combinación perfecta para su dispositivo visitando nuestra tienda online para buscar accesorios. Descubra cómo nuestras mini PCs pueden impulsar soluciones para el hogar o negocio, desde entretenimiento en casa hasta videoconferencia.



**Señalización  
Digital**



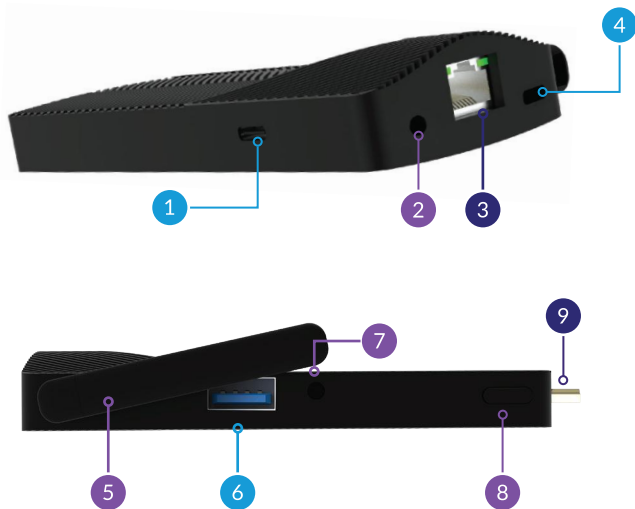
**Video  
Conferencia**



**IoT**



**Edge  
Computing**



1 USB-C

4 Kensington Lock

7 Entrada de Corriente

2 3.5mm Audio Jack

5 Antena

8 Botón de Encendido

3 Ethernet

6 USB 3.0

9 Salida HDMI

## Manténgase en Contacto

Síganos en nuestras redes sociales para estar al día de las últimas novedades y compartir sus **#MiniMomentos** con nosotros! **@AzulleTech #GoMini**

Suscríbase a nuestro boletín para recibir ofertas exclusivas y ser el primero en enterarse de los nuevos lanzamientos visitando **azulle.com/contact-us**.

## Deje un Comentario

Visite **bit.ly/AzulleReview** para dejar un comentario o reseña y ayudar a las personas a conocer Azulle y decidir si nuestras mini PCs son adecuadas para su hogar o negocio.



PROCESADOR	Intel® Alder Lake-N (N100 & N300)
NUCLEOS DEL PROCESADOR/CPU	4
PROCESADOR CACHÉ	6 MB
RAM	4GB LPDDR4 / 8GB LPDDR5
ALMACENAMIENTO	64GB / 128GB eMMC
SISTEMA OPERATIVO	Windows® 11 Pro / IoT / Ubuntu
WI-FI	Intel® Wi-Fi 6 AX201 Dual Band 2.4GHz / 5GHz
GPU	Intel® UHD Graphics
ETHERNET	1 Gigabit
BLUETOOTH	5.2
HDMI	1x HDMI® 2.0
SALIDA HDMI	4K @60FPS
PUERTOS USB	1x USB 3.0
PUERTO TIPO-C	1x USB 3.0
RANURA PARA TARJETA MICRO SD	Admite la tarjeta MicroSD más grande disponible
SALIDA DE AUDIO	3.5mm Jack
FUENTE DE ALIMENTACIÓN	12V/2A
PESO	0.42 lbs
DIMENSIONES	5.1 x 2 x 0.8 in
PESO (EMPAQUETADO)	1.34 lbs
DIMENSIONES (EMPAQUETADO)	6.7 x 7.2 x 2.1 in