

TEST REPORT

Application No.: SZCR2504001609TL
Applicant: GL Technologies (Hong Kong) Limited
Address of Applicant: Unit 601, Building 5W Hong Kong Science Park, Shatin, N.T., Hong Kong
Manufacturer: GL Technologies (Hong Kong) Limited
Address of Manufacturer: Unit 601, Building 5W Hong Kong Science Park, Shatin, N.T., Hong Kong
Equipment Under Test (EUT):
EUT Name: BE9300 Wi-Fi 7 Router
Model No.: GL-BE9300
Trade Mark: GL.iNET
FCC ID: 2AFIW-BE9300
Standard(s) : 47 CFR Part 15, Subpart E 15.407
Date of Receipt: 2025-04-23
Date of Test: 2025-04-28 to 2025-05-30
Date of Issue: 2025-06-16

Test Result:	Pass*
---------------------	--------------

* In the configuration tested, the EUT complied with the standards specified above.

Keny Xu

Keny Xu
EMC Laboratory Manager



SGS-CSTC Standards Technical Services Co., Ltd.
Shenzhen Branch EMC Laboratory

Unless otherwise agreed in writing, this document is issued by the Company subject to its General Conditions of Service printed overleaf, available on request or accessible at <https://www.sgs.com/en/Terms-and-Conditions>. Attention is drawn to the limitation of liability, indemnification and jurisdiction issues defined therein. Any holder of this document is advised that information contained hereon reflects the Company's findings at the time of its intervention only and within the limits of Client's instructions, if any. The Company's sole responsibility is to its Client and this document does not exonerate parties to a transaction from exercising all their rights and obligations under the transaction documents. This document cannot be reproduced except in full, without prior written approval of the Company. Any unauthorized alteration, forgery or falsification of the content or appearance of this document is unlawful and offenders may be prosecuted to the fullest extent of the law. Unless otherwise stated the results shown in this test report refer only to the sample(s) tested and such sample(s) are retained for 30 days only.

Attention: To check the authenticity of testing /inspection report & certificate, please contact us at telephone: (86-755) 8307 1443, or email: CN.Doccheck@sgs.com

No. 1 Workshop, M-10, Middle Section, Science & Technology Park, Nanshan District, Shenzhen, Guangdong, China 518057 t (86-755) 26012053 f (86-755) 26710594 www.ssgroup.com.cn
 中国·广东·深圳市南山区科技园中区M-10栋1号厂房 邮编: 518057 t (86-755) 26012053 f (86-755) 26710594 sgs.china@sgs.com

SGS-CSTC Standards Technical Services Co., Ltd. Shenzhen Branch

SZEMC-TRF-01 Rev. A/1

Report No.: SZCR250400160903

Page: 2 of 657

Revision Record				
Version	Chapter	Date	Modifier	Remark
01		2025-06-16		Original

Authorized for issue by:				
		Donjon . Huang		
		Donjon Huang/Project Engineer		
		Eric Fu		
		Eric Fu/Reviewer		



Unless otherwise agreed in writing, this document is issued by the Company subject to its General Conditions of Service printed overleaf, available on request or accessible at <https://www.sgs.com/en/Terms-and-Conditions>. Attention is drawn to the limitation of liability, indemnification and jurisdiction issues defined therein. Any holder of this document is advised that information contained hereon reflects the Company's findings at the time of its intervention only and within the limits of Client's instructions, if any. The Company's sole responsibility is to its Client and this document does not exonerate parties to a transaction from exercising all their rights and obligations under the transaction documents. This document cannot be reproduced except in full, without prior written approval of the Company. Any unauthorized alteration, forgery or falsification of the content or appearance of this document is unlawful and offenders may be prosecuted to the fullest extent of the law. Unless otherwise stated the results shown in this test report refer only to the sample(s) tested and such sample(s) are retained for 30 days only.

Attention: To check the authenticity of testing /inspection report & certificate, please contact us at telephone: (86-755) 8307 1443, or email: CN.Doccheck@sgs.com

SGS-CSTC Standards Technical Services Co., Ltd.
Shenzhen Branch Testing & Calibration Laboratory

No.1 Workshop, M-10, Middle Section, Science & Technology Park, Nanshan District, Shenzhen, Guangdong, China 518057 t (86-755) 26012053 f (86-755) 26710594 www.sgsgroup.com.cn
中国·广东·深圳市南山区科技园中区M-10栋1号厂房 邮编: 518057 t (86-755) 26012053 f (86-755) 26710594 sgs.china@sgs.com

2 Test Summary

Radio Spectrum Technical Requirement				
Item	Standard	Method	Requirement	Result
Antenna Requirement	47 CFR Part 15, Subpart E 15.407	N/A	47 CFR Part 15, Subpart C 15.203	Pass
Transmission in the Absence of Data		N/A	47 CFR Part 15, Subpart E 15.407 (c)	Pass

Radio Spectrum Matter Part				
Item	Standard	Method	Requirement	Result
Conducted Emissions at AC Power Line (150kHz-30MHz)	47 CFR Part 15, Subpart E 15.407	ANSI C63.10 (2013) Section 6.2	47 CFR Part 15, Subpart C 15.207 & Subpart E 15.407 b(9)	Pass
Maximum Conducted output power		ANSI C63.10 (2013) Section 12.3	47 CFR Part 15, Subpart E 15.407 (a)	Pass
Radiated Emissions (Below 1GHz)		ANSI C63.10 (2013) Section 6.4,6.5	47 CFR Part 15, Subpart C 15.209 & Subpart E 15.407(b)	Pass
Radiated Emissions (Above 1GHz)		ANSI C63.10 (2013) Section 6.6	47 CFR Part 15, Subpart C 15.209 & Subpart E 15.407(b)	Pass
Radiated Emissions which fall in the restricted bands		ANSI C63.10 (2013) Section 6.10.5	47 CFR Part 15, Subpart C 15.209 & Subpart E 15.407(b)	Pass
Duty Cycle		ANSI C63.10 (2013) Section 12.2	ANSI C63.10 (2013) Section 12.2	Pass
99% Bandwidth		ANSI C63.10 (2013) Section 12.4.2	ANSI C63.10 (2013) Section 12.4.2	Pass
26dB Emission bandwidth		ANSI C63.10 (2013) Section 12.4.1	47 CFR Part 15, Subpart E 15.407 (a)	Pass
Minimum 6 dB bandwidth (5.725-5.85 GHz band)		ANSI C63.10 (2013) Section 6.9.2	47 CFR Part 15, Subpart E 15.407 (e)	Pass
Peak Power spectrum density		ANSI C63.10 (2013) Section 12.5	47 CFR Part 15, Subpart E 15.407 (a)	Pass
Frequency Stability		ANSI C63.10 (2013) Section 6.8	47 CFR Part 15, Subpart E 15.407 (g)	Pass



3 Contents

	Page
1 Cover Page	1
2 Test Summary	3
3 Contents	4
4 General Information	6
4.1 Details of E.U.T.	6
4.2 Description of Support Units	8
4.3 Measurement Uncertainty	8
4.4 Test Location	9
4.5 Test Facility	9
4.6 Deviation from Standards	9
4.7 Abnormalities from Standard Conditions	9
5 Equipment List	10
6 Radio Spectrum Technical Requirement	13
6.1 Antenna Requirement	13
6.1.1 Test Requirement:	13
6.1.2 Conclusion	13
6.2 Transmission in the Absence of Data	14
6.2.1 Test Requirement:	14
6.2.2 Conclusion	14
7 Radio Spectrum Matter Test Results	15
7.1 Conducted Emissions at AC Power Line (150kHz-30MHz)	15
7.1.1 E.U.T. Operation	15
7.1.2 Test Mode Description	15
7.1.3 Test Setup Diagram	16
7.1.4 Measurement Procedure and Data	16
7.2 Maximum Conducted output power	19
7.2.1 E.U.T. Operation	19
7.2.2 Test Mode Description	19
7.2.3 Test Setup Diagram	20
7.2.4 Measurement Procedure and Data	20
7.3 Radiated Emissions (Below 1GHz)	21
7.3.1 E.U.T. Operation	21
7.3.2 Test Mode Description	21
7.3.3 Test Setup Diagram	22
7.3.4 Measurement Procedure and Data	23
7.4 Radiated Emissions (Above 1GHz)	26
7.4.1 E.U.T. Operation	26
7.4.2 Test Mode Description	27
7.4.3 Test Setup Diagram	27



SGS-CSTC Standards Technical Services Co., Ltd. Shenzhen Branch

SZEMC-TRF-01 Rev. A/1

Report No.: SZCR250400160903

Page: 5 of 657

7.4.4	Measurement Procedure and Data.....	28
7.5	Radiated Emissions which fall in the restricted bands	105
7.5.1	E.U.T. Operation	105
7.5.2	Test Mode Description	106
7.5.3	Test Setup Diagram	106
7.5.4	Measurement Procedure and Data.....	107
7.6	Duty Cycle	246
7.6.1	E.U.T. Operation	246
7.6.2	Test Mode Description	246
7.6.3	Test Setup Diagram	247
7.6.4	Measurement Procedure and Data.....	247
7.7	99% Bandwidth	248
7.7.1	E.U.T. Operation	248
7.7.2	Test Mode Description	248
7.7.3	Test Setup Diagram	249
7.7.4	Measurement Procedure and Data.....	249
7.8	26dB Emission bandwidth	250
7.8.1	E.U.T. Operation	250
7.8.2	Test Mode Description	250
7.8.3	Test Setup Diagram	250
7.8.4	Measurement Procedure and Data.....	251
7.9	Minimum 6 dB bandwidth (5.725-5.85 GHz band)	252
7.9.1	E.U.T. Operation	252
7.9.2	Test Mode Description	252
7.9.3	Test Setup Diagram	252
7.9.4	Measurement Procedure and Data.....	252
7.10	Peak Power spectrum density.....	253
7.10.1	E.U.T. Operation.....	253
7.10.2	Test Mode Description.....	253
7.10.3	Test Setup Diagram.....	254
7.10.4	Measurement Procedure and Data	254
7.11	Frequency Stability	255
7.11.1	E.U.T. Operation.....	255
7.11.2	Test Mode Description.....	255
7.11.3	Test Setup Diagram.....	256
7.11.4	Measurement Procedure and Data	256
8	Test Setup Photo	257
9	EUT Constructional Details (EUT Photos)	257
10	Appendix.....	258



SGS-CSTC Standards Technical Services Co., Ltd.
Shenzhen Branch (SZEMC) EMC Laboratory

Unless otherwise agreed in writing, this document is issued by the Company subject to its General Conditions of Service printed overleaf, available on request or accessible at <https://www.sgs.com/en/Terms-and-Conditions>. Attention is drawn to the limitation of liability, indemnification and jurisdiction issues defined therein. Any holder of this document is advised that information contained hereon reflects the Company's findings at the time of its intervention only and within the limits of Client's instructions, if any. The Company's sole responsibility is to its Client and this document does not exonerate parties to a transaction from exercising all their rights and obligations under the transaction documents. This document cannot be reproduced except in full, without prior written approval of the Company. Any unauthorized alteration, forgery or falsification of the content or appearance of this document is unlawful and offenders may be prosecuted to the fullest extent of the law. Unless otherwise stated the results shown in this test report refer only to the sample(s) tested and such sample(s) are retained for 30 days only.

Attention: To check the authenticity of testing /inspection report & certificate, please contact us at telephone: (86-755) 8307 1443, or email: CN.Doccheck@sgs.com

No.1 Workshop, M-10, Middle Section, Science & Technology Park, Nanshan District, Shenzhen, Guangdong, China 518057 t (86-755) 26012053 f (86-755) 26710594 www.sgsgroup.com.cn
中国·广东·深圳市南山区科技园中区M-10栋1号厂房 邮编: 518057 t (86-755) 26012053 f (86-755) 26710594 sgs.china@sgs.com

4 General Information

4.1 Details of E.U.T.

Power supply:	DC 12V from Adapter Adapter model: ICP48C-120-4000 Adapter manufacturer: SHENZHEN SHI YING YUAN ELECTRONICS CO.,LTD	
Cable(s):	RJ45 Cable: 1.5m	
Operation Frequency/Number of channels (20MHz):	U-NII-1: 5180-5240MHz (4 Channels); U-NII-2A: 5260-5320MHz (4 Channels); U-NII-2C: 5500-5700MHz (11 Channels); U-NII-3: 5745-5825MHz (5 Channels)	
Operation Frequency/Number of channels/(40MHz):	U-NII-1: 5190-5230MHz (2 Channels); U-NII-2A: 5270-5310MHz (2 Channels); U-NII-2C: 5510-5670MHz (5 Channels); U-NII-3: 5755-5795MHz (2 Channels)	
Operation Frequency/Number of channels (80MHz):	U-NII-1: 5210MHz (1 Channel); U-NII-2A: 5290MHz (1 Channels); U-NII-2C: 5530-5610MHz (2 Channels); U-NII-3: 5775MHz (1 Channel)	
Operation Frequency/Number of channels (160MHz):	U-NII-1&2A: 5250MHz (1 Channel); U-NII-2C: 5570MHz (1 Channels);	
Modulation Type:	OFDM (64QAM, 16QAM, QPSK, BPSK); 802.11n: OFDM (BPSK, QPSK, 16QAM, 64QAM); 802.11ac: OFDM (BPSK, QPSK, 16QAM, 64QAM, 256QAM); 802.11ax: OFDMA (BPSK, QPSK, 16QAM, 64QAM, 256QAM, 1024-QAM) 802.11be: OFDMA (BPSK, QPSK, 16QAM, 64QAM, 256QAM, 1024QAM, 4096QAM)	
Channel Spacing:	802.11a/n/ac/ax/be 20: 20MHz; 802.11n/ac/ax/be 40: 40MHz; 802.11ac/ax/be 80: 80MHz 802.11ac/ax/be 160: 160MHz	
DFS Function:	Master	
TPC Function:	Support TPC function	
Antenna Type:	Integrated Antenna	
Antenna Gain:	Ant1:5.1dBi; Ant2:4.9dBi;(Refer to Remark)	
Antenna Number:	2	
Smart System:	802.11a/n/ac/ax/be: SISO 802.11n/ac/ax/be: MIMO	
RF Cable:	4900MHz ~ 5250MHz(1.6dB)	5250MHz ~ 5350MHz(1.7dB)
	5470MHz ~ 5725MHz(1.8dB)	5725MHz ~ 5850MHz (2dB)



Unless otherwise agreed in writing, this document is issued by the Company subject to its General Conditions of Service printed overleaf, available on request or accessible at <https://www.sgs.com/en/Terms-and-Conditions>. Attention is drawn to the limitation of liability, indemnification and jurisdiction issues defined therein. Any holder of this document is advised that information contained hereon reflects the Company's findings at the time of its intervention only and within the limits of Client's instructions, if any. The Company's sole responsibility is to its Client and this document does not exonerate parties to a transaction from exercising all their rights and obligations under the transaction documents. This document cannot be reproduced except in full, without prior written approval of the Company. Any unauthorized alteration, forgery or falsification of the content or appearance of this document is unlawful and offenders may be prosecuted to the fullest extent of the law. Unless otherwise stated the results shown in this test report refer only to the sample(s) tested and such sample(s) are retained for 30 days only.

Attention: To check the authenticity of testing /inspection report & certificate, please contact us at telephone: (86-755) 8307 1443, or email: CN.Doccheck@sgs.com

SGS-CSTC Standards Technical Services Co., Ltd.
Shenzhen Branch Testing and Calibration Laboratory

No.1 Workshop, M-10, Middle Section, Science & Technology Park, Nanshan District, Shenzhen, Guangdong, China 518057 t (86-755) 26012053 f (86-755) 26710594 www.sgs.com.cn
中国·广东·深圳市南山区科技园中区M-10栋1号厂房 邮编: 518057 t (86-755) 26012053 f (86-755) 26710594 sgs.china@sgs.com



SGS-CSTC Standards Technical Services Co., Ltd. Shenzhen Branch

SZEMC-TRF-01 Rev. A/1

Report No.: SZCR250400160903

Page: 7 of 657

Remark: The information in this section is provided by the applicant or manufacturer, SGS is not liable to the accuracy, suitability, reliability or/and integrity of the information.



SGS-CSTC Standards Technical Services Co., Ltd.
Shenzhen Branch Testing & Calibration Laboratory

Unless otherwise agreed in writing, this document is issued by the Company subject to its General Conditions of Service printed overleaf, available on request or accessible at <https://www.sgs.com/en/Terms-and-Conditions>. Attention is drawn to the limitation of liability, indemnification and jurisdiction issues defined therein. Any holder of this document is advised that information contained hereon reflects the Company's findings at the time of its intervention only and within the limits of Client's instructions, if any. The Company's sole responsibility is to its Client and this document does not exonerate parties to a transaction from exercising all their rights and obligations under the transaction documents. This document cannot be reproduced except in full, without prior written approval of the Company. Any unauthorized alteration, forgery or falsification of the content or appearance of this document is unlawful and offenders may be prosecuted to the fullest extent of the law. Unless otherwise stated the results shown in this test report refer only to the sample(s) tested and such sample(s) are retained for 30 days only.

Attention: To check the authenticity of testing / inspection report & certificate, please contact us at telephone: (86-755) 8307 1443, or email: CN.Doccheck@sgs.com

No.1 Workshop, M-10, Middle Section, Science & Technology Park, Nanshan District, Shenzhen, Guangdong, China 518057 t (86-755) 26012053 f (86-755) 26710594 www.sgsgroup.com.cn
中国·广东·深圳市南山区科技园中区M-10栋1号厂房 邮编: 518057 t (86-755) 26012053 f (86-755) 26710594 sgs.china@sgs.com

4.2 Description of Support Units

Description	Manufacturer	Model No.	Serial No.
iPhone	Apple	MG472ZP/A	C34NHTMFG5MN

4.3 Measurement Uncertainty

Test Item	Measurement Uncertainty
Conducted Emissions at AC Power Line (150kHz-30MHz)	$\pm 3.1\text{dB}$
Maximum Conducted output power	$\pm 0.75\text{dB}$
Radiated Emissions (Below 1GHz)	$\pm 6.0\text{dB}$ for 3m; $\pm 5.0\text{dB}$ for 10m
Radiated Emissions (Above 1GHz)	$\pm 4.6\text{dB}$ (1-18GHz); $\pm 4.8\text{dB}$ (18-40GHz)
Radiated Emissions which fall in the restricted bands	$\pm 6.0\text{dB}$ (below 1GHz); $\pm 4.6\text{dB}$ (above 1GHz);
Duty Cycle	$\pm 0.37\%$
99% Bandwidth	$\pm 3\%$
26dB Emission bandwidth	$\pm 3\%$
Minimum 6 dB bandwidth (5.725-5.85 GHz band)	$\pm 3\%$
Peak Power spectrum density	$\pm 2.84\text{dB}$
Frequency Stability	$\pm 7.25 \times 10^{-8}$
Transmitter Power Control	$\pm 0.75\text{dB}$

Remark:

The U_{lab} (lab Uncertainty) is less than $U_{\text{CISPR/ETSI}}$ (CISPR/ETSI Uncertainty), so the test results

- compliance is deemed to occur if no measured disturbance level exceeds the disturbance limit;
- non-compliance is deemed to occur if any measured disturbance level exceeds the disturbance limit.

4.4 Test Location

All tests were performed at:

SGS-CSTC Standards Technical Services Co., Ltd., Shenzhen Branch

No. 1 Workshop, M-10, Middle Section, Science & Technology Park, Nanshan District, Shenzhen, Guangdong, China. 518057.

Tel: +86 755 2601 2053 Fax: +86 755 2671 0594

No tests were sub-contracted.

4.5 Test Facility

The test facility is recognized, certified, or accredited by the following organizations:

• A2LA (Certificate No. 3816.01)

SGS-CSTC Standards Technical Services Co., Ltd., Shenzhen EMC Laboratory is accredited by the American Association for Laboratory Accreditation(A2LA). Certificate No. 3816.01.

• VCCI (Member No. 1937)

The 3m Fully-anechoic chamber for above 1GHz, 10m Semi-anechoic chamber for below 1GHz, Shielded Room for Mains Port Conducted Interference Measurement and Telecommunication Port Conducted Interference Measurement of SGS-CSTC Standards Technical Services Co., Ltd. Shenzhen EMC laboratory have been registered in accordance with the Regulations for Voluntary Control Measures with Registration No.: G-20026, R-14188, C-12383 and T-11153 respectively.

• FCC –Designation Number: CN1336

SGS-CSTC Standards Technical Services Co., Ltd., Shenzhen EMC Laboratory has been recognized as an accredited testing laboratory.

Designation Number: CN1336. Test Firm Registration Number: 787754.

• Innovation, Science and Economic Development Canada

SGS-CSTC Standards Technical Services Co., Ltd., Shenzhen EMC Laboratory has been recognized by ISED as an accredited testing laboratory.

CAB identifier: CN0006.

IC#: 4620C.

4.6 Deviation from Standards

None

4.7 Abnormalities from Standard Conditions

None



Unless otherwise agreed in writing, this document is issued by the Company subject to its General Conditions of Service printed overleaf, available on request or accessible at <https://www.sgs.com/en/Terms-and-Conditions>. Attention is drawn to the limitation of liability, indemnification and jurisdiction issues defined therein. Any holder of this document is advised that information contained hereon reflects the Company's findings at the time of its intervention only and within the limits of Client's instructions, if any. The Company's sole responsibility is to its Client and this document does not exonerate parties to a transaction from exercising all their rights and obligations under the transaction documents. This document cannot be reproduced except in full, without prior written approval of the Company. Any unauthorized alteration, forgery or falsification of the content or appearance of this document is unlawful and offenders may be prosecuted to the fullest extent of the law. Unless otherwise stated the results shown in this test report refer only to the sample(s) tested and such sample(s) are retained for 30 days only.

Attention: To check the authenticity of testing /inspection report & certificate, please contact us at telephone: (86-755) 8307 1443, or email: CN.Doccheck@sgs.com

SGS-CSTC Standards Technical Services Co., Ltd.
Shenzhen Branch EMC Laboratory

No.1 Workshop, M-10, Middle Section, Science & Technology Park, Nanshan District, Shenzhen, Guangdong, China 518057 t (86-755) 26012053 f (86-755) 26710594 www.sgs.com.cn
中国·广东·深圳市南山区科技园中区M-10栋1号厂房 邮编: 518057 t (86-755) 26012053 f (86-755) 26710594 sgs.china@sgs.com

5 Equipment List

Conducted Emissions at AC Power Line (150kHz-30MHz)					
Equipment	Manufacturer	Model No.	Inventory No.	Cal Date	Cal Due Date
Shielding Room	ZhongYu Electron	GB-88	SEM001-06	2025-05-07	2028-05-06
EMI Test Receiver	Rohde&Schwarz	ESR	SZ-WRG-M-047	2025-01-08	2026-01-07
Matching Pad	N/A	N/A	SEM021-23	2025-03-19	2026-03-18
Matching Pad	N/A	N/A	SEM021-24	2025-03-19	2026-03-18
Measurement Software	AUDIX	e3 V8.2014-6-27a	N/A	N/A	N/A
Coaxial Cable	SGS	N/A	SEM024-01	2024-07-06	2025-07-05
LISN	Rohde&Schwarz	ENV216	SEM007-01	2024-08-15	2025-08-14
LISN	ETS-LINDGREN	3816/2	SEM007-02	2025-03-03	2026-03-02

Maximum Conducted output power					
Equipment	Manufacturer	Model No.	Inventory No.	Cal Date	Cal Due Date
Power Sensor	TST PASS	TSPS2023R	SEM009-26	2025-03-04	2026-03-03
Power Sensor	KEYSIGHT	U2021XA	SEM009-16	2025-03-04	2026-03-03
DC Power Supply	Chroma	62012P-80-60	SEM011-11	2024-08-14	2025-08-13
MXA Signal Analyzer	KEYSIGHT	N9020A	SEM004-19	2025-03-04	2026-03-03
Signal Generator	KEYSIGHT	N5173B	SEM006-05	2024-09-14	2025-09-13
Measurement Software	TST PASS	TST PASS V2.0	N/A	N/A	N/A
Coaxial Cable	SGS	N/A	SEM031-01	2024-07-06	2025-07-05
Attenuator	Huber+Suhner	6620_SMA-50-1	SEM021-09	2025-03-03	2026-03-02
Programmable Temperature & Humidity Chamber	Votsch Industrietechnik GmbH	VT 4002	SEM002-15	2025-02-26	2026-02-25



SGS-CSTC Standards Technical Services Co., Ltd. Shenzhen Branch

SZEMC-TRF-01 Rev. A/1

Report No.: SZCR250400160903

Page: 11 of 657

Radiated Emissions (Below 1GHz)					
Equipment	Manufacturer	Model No.	Inventory No.	Cal Date	Cal Due Date
Loop Antenna	ETS-Lindgren	6502	SEM003-08	2023-11-20	2025-11-19
3m Semi-Anechoic Chamber	ETS-LINDGREN	N/A	SEM001-01	2023-06-19	2026-06-18
MXE EMI Receiver	Agilent Technologies	N9038A	SEM004-15	2024-08-14	2025-08-13
BiConiLog Antenna	ETS-LINDGREN	3142C	SEM003-01	2023-09-16	2025-09-15
Pre-Amplifier	Agilent Technologies	8447D	SEM005-01	2025-03-04	2026-03-03
Measurement Software	AUDIX	e3 V8.2014-6-27	N/A	N/A	N/A
Coaxial Cable	SGS	N/A	SEM025-01	2024-07-06	2025-07-05

Radiated Emissions (Above 1GHz)					
Equipment	Manufacturer	Model No.	Inventory No.	Cal Date	Cal Due Date
3m Fully-Anechoic Chamber	AUDIX	N/A	SEM001-02	2025-05-07	2028-05-06
Signal Analyzer	Rohde & Schwarz	FSV40	SEM008-04	2025-03-04	2026-03-03
Horn Antenna	Rohde&Schwarz	HF907	SEM003-07	2023-07-23	2025-07-22
Microwave system amplifier	Agilent	83017A	SEM005-25	2024-09-14	2025-09-13
Measurement Software	AUDIX	e3 V8.2014-6-27	N/A	N/A	N/A
Coaxial Cable	SGS	N/A	SEM026-01	2024-07-06	2025-07-05
Broad-Band Horn Antenna	Schwarzbeck	BBHA 9170	SEM003-15	2024-08-10	2025-08-09
Pre-Amplifier	Compliance Directions Systems Inc.	PAP-2640-50	SEM005-08	2025-03-21	2026-03-20

Radiated Emissions which fall in the restricted bands					
Equipment	Manufacturer	Model No.	Inventory No.	Cal Date	Cal Due Date
3m Fully-Anechoic Chamber	AUDIX	N/A	SEM001-02	2025-05-07	2028-05-06
Signal Analyzer	Rohde & Schwarz	FSV40	SEM008-04	2025-03-04	2026-03-03
Horn Antenna	Rohde&Schwarz	HF907	SEM003-07	2023-07-23	2025-07-22
Microwave system amplifier	Agilent	83017A	SEM005-25	2024-09-14	2025-09-13
Measurement Software	AUDIX	e3 V8.2014-6-27	N/A	N/A	N/A
Coaxial Cable	SGS	N/A	SEM026-01	2024-07-06	2025-07-05



Unless otherwise agreed in writing, this document is issued by the Company subject to its General Conditions of Service printed overleaf, available on request or accessible at <https://www.sgs.com/en/Terms-and-Conditions>. Attention is drawn to the limitation of liability, indemnification and jurisdiction issues defined therein. Any holder of this document is advised that information contained hereon reflects the Company's findings at the time of its intervention only and within the limits of Client's instructions, if any. The Company's sole responsibility is to its Client and this document does not exonerate parties to a transaction from exercising all their rights and obligations under the transaction documents. This document cannot be reproduced except in full, without prior written approval of the Company. Any unauthorized alteration, forgery or falsification of the content or appearance of this document is unlawful and offenders may be prosecuted to the fullest extent of the law. Unless otherwise stated the results shown in this test report refer only to the sample(s) tested and such sample(s) are retained for 30 days only.

Attention: To check the authenticity of testing /inspection report & certificate, please contact us at telephone: (86-755) 8307 1443, or email: CN.Doccheck@sgs.com

SGS-CSTC Standards Technical Services Co., Ltd. Shenzhen Branch
 No.1 Workshop, M-10, Middle Section, Science & Technology Park, Nanshan District, Shenzhen, Guangdong, China 518057 t (86-755) 26012053 f (86-755) 26710594 www.sgsgroup.com.cn
 中国·广东·深圳市南山区科技园中区M-10栋1号厂房 邮编: 518057 t (86-755) 26012053 f (86-755) 26710594 sgs.china@sgs.com

SGS-CSTC Standards Technical Services Co., Ltd. Shenzhen Branch

SZEMC-TRF-01 Rev. A/1

Report No.: SZCR250400160903

Page: 12 of 657

RF Conducted Test					
Equipment	Manufacturer	Model No.	Inventory No.	Cal Date	Cal Due Date
DC Power Supply	Chroma	62012P-80-60	SEM011-11	2024-08-14	2025-08-13
MXA Signal Analyzer	KEYSIGHT	N9020A	SEM004-19	2025-03-04	2026-03-03
Signal Generator	KEYSIGHT	N5173B	SEM006-05	2024-09-14	2025-09-13
Measurement Software	TST PASS	TST PASS V2.0	N/A	N/A	N/A
Coaxial Cable	SGS	N/A	SEM031-01	2024-07-06	2025-07-05
Attenuator	Huber+Suhner	6620_SMA-50-1	SEM021-09	2025-03-03	2026-03-02
Programmable Temperature & Humidity Chamber	Votsch Industrietechnik GmbH	VT 4002	SEM002-15	2025-02-26	2026-02-25

General used equipment					
Equipment	Manufacturer	Model No.	Inventory No.	Cal Date	Cal Due Date
Humidity/ Temperature Indicator	deli	8838	SEM002-32	2024-07-24	2025-07-23
Humidity/ Temperature Indicator	deli	8838	SEM002-33	2024-07-24	2025-07-23
Barometer	Changchun Meteorological Industry Factory	DYM3	SEM002-01	2025-03-03	2026-03-02



Unless otherwise agreed in writing, this document is issued by the Company subject to its General Conditions of Service printed overleaf, available on request or accessible at <https://www.sgs.com/en/Terms-and-Conditions>. Attention is drawn to the limitation of liability, indemnification and jurisdiction issues defined therein. Any holder of this document is advised that information contained hereon reflects the Company's findings at the time of its intervention only and within the limits of Client's instructions, if any. The Company's sole responsibility is to its Client and this document does not exonerate parties to a transaction from exercising all their rights and obligations under the transaction documents. This document cannot be reproduced except in full, without prior written approval of the Company. Any unauthorized alteration, forgery or falsification of the content or appearance of this document is unlawful and offenders may be prosecuted to the fullest extent of the law. Unless otherwise stated the results shown in this test report refer only to the sample(s) tested and such sample(s) are retained for 30 days only.

Attention: To check the authenticity of testing / inspection report & certificate, please contact us at telephone: (86-755) 8307 1443, or email: CN.Doccheck@sgs.com

SGS-CSTC Standards Technical Services Co., Ltd. Shenzhen Branch
 No.1 Workshop, M-10, Middle Section, Science & Technology Park, Nanshan District, Shenzhen, Guangdong, China 518057 t (86-755) 26012053 f (86-755) 26710594 www.sgs.com.cn
 中国·广东·深圳市南山区科技园中区M-10栋1号厂房 邮编: 518057 t (86-755) 26012053 f (86-755) 26710594 sgs.china@sgs.com

6 Radio Spectrum Technical Requirement

6.1 Antenna Requirement

6.1.1 Test Requirement:

47 CFR Part 15, Subpart C 15.203

6.1.2 Conclusion

Standard Requirement:

An intentional radiator shall be designed to ensure that no antenna other than that furnished by the responsible party shall be used with the device. The use of a permanently attached antenna or of an antenna that uses a unique coupling to the intentional radiator, the manufacturer may design the unit so that a broken antenna can be replaced by the user, but the use of a standard antenna jack or electrical connector is prohibited.

15.247(b) (4) requirement:

The conducted output power limit specified in paragraph (b) of this section is based on the use of antennas with directional gains that do not exceed 6 dBi. Except as shown in paragraph (c) of this section, if transmitting antennas of directional gain greater than 6 dBi are used, the conducted output power from the intentional radiator shall be reduced below the stated values in paragraphs (b)(1), (b)(2), and (b)(3) of this section, as appropriate, by the amount in dB that the directional gain of the antenna exceeds 6 dBi.

EUT Antenna:

The antenna is integrated on the main PCB and no consideration of replacement. The best case gain of the antenna is Ant1:5.1dBi; Ant2:4.9dBi.

Antenna location: Refer to internal photo.



6.2 Transmission in the Absence of Data

6.2.1 Test Requirement:

47 CFR Part 15, Subpart E 15.407 (c)

6.2.2 Conclusion

Standard Requirement:

The device shall automatically discontinue transmission in case of either absence of information to transmit or operational failure. These provisions are not intended to preclude the transmission of control or signalling information or the use of repetitive codes used by certain digital technologies to complete frame or burst intervals.

Applicants shall include in their application for equipment authorization a description of how this requirement is met.

EUT Details: RF chip support automatically discontinue transmission in case of either absence of information to transmit or operational failure, if the chip detect absence of information to transmit or operational failure, it will be automatically shut off.



7 Radio Spectrum Matter Test Results

7.1 Conducted Emissions at AC Power Line (150kHz-30MHz)

Test Requirement 47 CFR Part 15, Subpart C 15.207 & Subpart E 15.407 b(9)

Test Method: ANSI C63.10 (2013) Section 6.2

Limit:

Frequency of emission(MHz)	Conducted limit(dB μ V)	
	Quasi-peak	Average
0.15-0.5	66 to 56*	56 to 46*
0.5-5	56	46
5-30	60	50

*Decreases with the logarithm of the frequency.

7.1.1 E.U.T. Operation

Operating Environment:

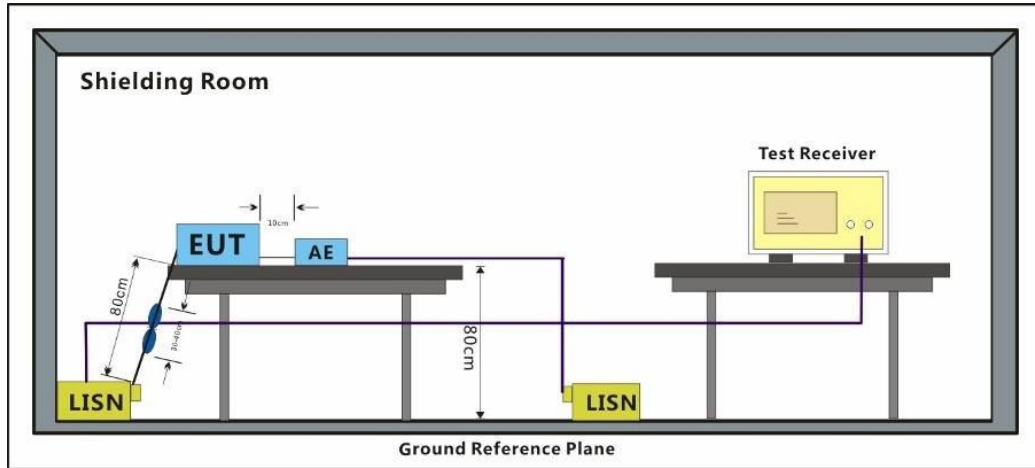
Temperature: 22.5 °C Humidity: 44.5 % RH Atmospheric Pressure: 1020 mbar

7.1.2 Test Mode Description

Pre-scan / Final test	Mode Code	Description
Final test	01	TX mode (U-NII-1)_Keep the EUT in continuously transmitting mode with all modulation types. All data rates for each modulation type have been tested and found the data rate @ 6Mbps is the worst case of IEEE 802.11a; data rate @ MCS0 is the worst case of IEEE 802.11n/ac/ax/be 20/40/80/160, Only the data of worst case is recorded in the report.
Pre-scan	02	TX mode (U-NII-2A) _Keep the EUT in continuously transmitting mode with all modulation types. All data rates for each modulation type have been tested and found the data rate @ 6Mbps is the worst case of IEEE 802.11a; data rate @ MCS0 is the worst case of IEEE 802.11n/ac/ax/be 20/40/80/160, Only the data of worst case is recorded in the report.
Pre-scan	03	TX mode (U-NII-2C) _Keep the EUT in continuously transmitting mode with all modulation types. All data rates for each modulation type have been tested and found the data rate @ 6Mbps is the worst case of IEEE 802.11a; data rate @ MCS0 is the worst case of IEEE 802.11n/ac/ax/be 20/40/80/160, Only the data of worst case is recorded in the report.
Pre-scan	04	TX mode (U-NII-3) _Keep the EUT in continuously transmitting mode with all modulation types. All data rates for each modulation type have been tested and found the data rate @ 6Mbps is the worst case of IEEE 802.11a; data rate @ MCS0 is the worst case of IEEE 802.11n/ac/ax/be 20/40/80, Only the data of worst case is recorded in the report.



7.1.3 Test Setup Diagram



7.1.4 Measurement Procedure and Data

- 1) The mains terminal disturbance voltage test was conducted in a shielded room.
- 2) The EUT was connected to AC power source through a LISN 1 (Line Impedance Stabilization Network) which provides a 50ohm/50μH + 5ohm linear impedance. The power cables of all other units of the EUT were connected to a second LISN 2, which was bonded to the ground reference plane in the same way as the LISN 1 for the unit being measured. A multiple socket outlet strip was used to connect multiple power cables to a single LISN provided the rating of the LISN was not exceeded.
- 3) The tabletop EUT was placed upon a non-metallic table 0.8m above the ground reference plane. And for floor-standing arrangement, the EUT was placed on the horizontal ground reference plane,
- 4) The test was performed with a vertical ground reference plane. The rear of the EUT shall be 0.4 m from the vertical ground reference plane. The vertical ground reference plane was bonded to the horizontal ground reference plane. The LISN 1 was placed 0.8 m from the boundary of the unit under test and bonded to a ground reference plane for LISNs mounted on top of the ground reference plane. This distance was between the closest points of the LISN 1 and the EUT. All other units of the EUT and associated equipment was at least 0.8 m from the LISN 2.
- 5) In order to find the maximum emission, the relative positions of equipment and all of the interface cables must be changed according to ANSI C63.10 on conducted measurement.

Remark 1: Level=Read Level+ Cable Loss+ LISN Factor

Remark 2: Pre-test AC 120V/50-60Hz&AC 240V/50-60Hz then choose the AC 120/60Hz as worst case.



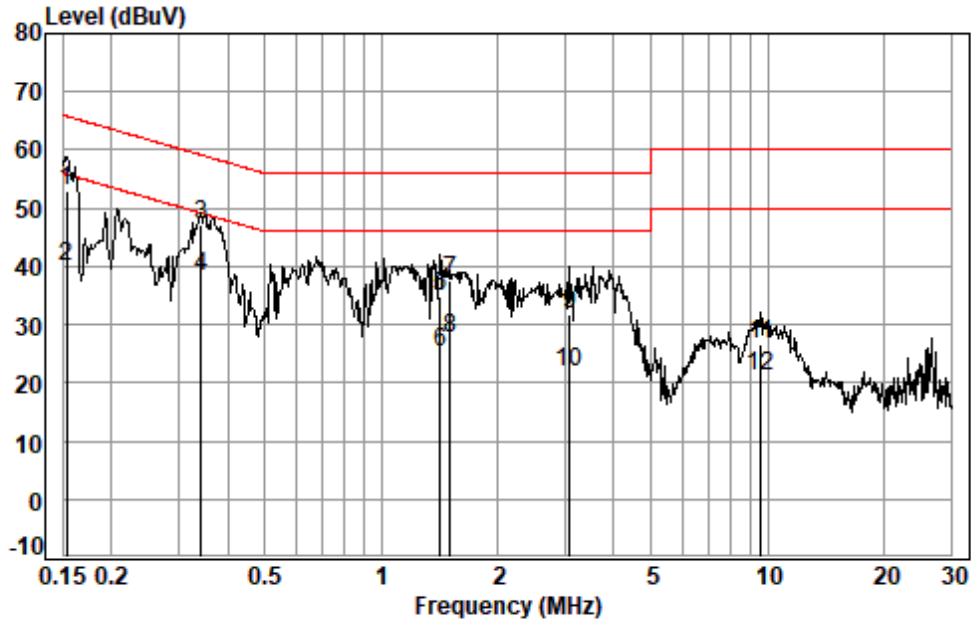
SGS-CSTC Standards Technical Services Co., Ltd. Shenzhen Branch

SZEMC-TRF-01 Rev. A/1

Report No.: SZCR250400160903

Page: 17 of 657

Test Mode: 01; Line: Live line



Site : Shielding Room
Condition: Line
Job No. : 01609TL/01610TL
Test mode: 01

	Freq	Cable Loss	LISN Factor	Read Level	Level	Limit Line	Over Limit	Remark
	MHz	dB	dB	dBuV	dBuV	dBuV	dB	
1	0.1532	0.06	10.19	42.61	52.86	65.82	-12.96	QP
2	0.1532	0.06	10.19	29.64	39.89	55.82	-15.93	Average
3 *	0.3410	0.07	9.77	37.43	47.27	59.18	-11.91	QP
4 *	0.3410	0.07	9.77	28.34	38.18	49.18	-11.00	Average
5	1.4182	0.10	9.58	25.13	34.81	56.00	-21.19	QP
6	1.4182	0.10	9.58	15.59	25.27	46.00	-20.73	Average
7	1.5113	0.10	9.58	27.72	37.40	56.00	-18.60	QP
8	1.5113	0.10	9.58	17.81	27.49	46.00	-18.51	Average
9	3.0738	0.11	9.65	22.12	31.88	56.00	-24.12	QP
10	3.0738	0.11	9.65	11.90	21.66	46.00	-24.34	Average
11	9.6028	0.20	9.69	16.62	26.51	60.00	-33.49	QP
12	9.6028	0.20	9.69	11.28	21.17	50.00	-28.83	Average



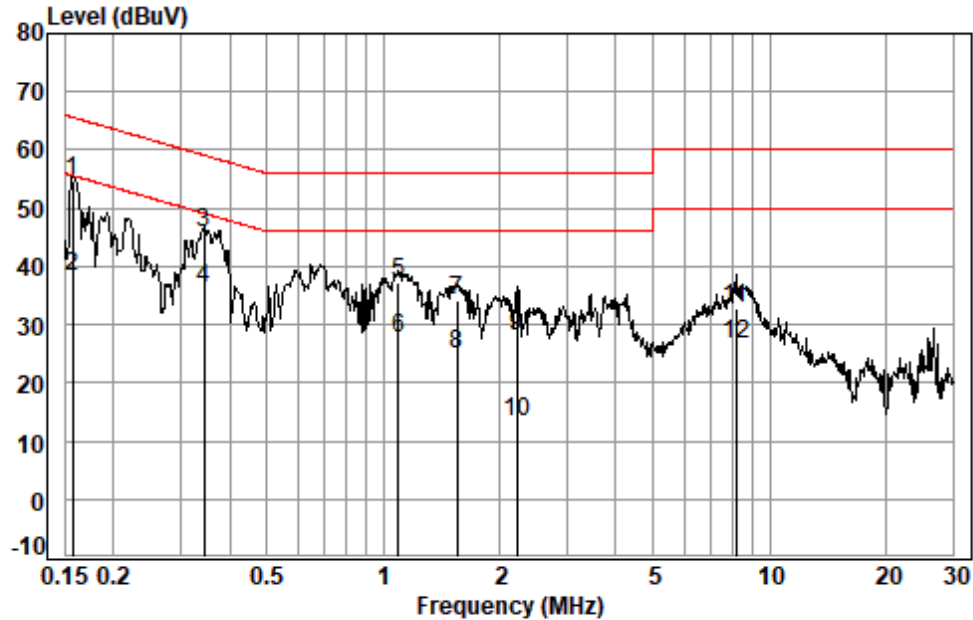
SGS-CSTC Standards Technical Services Co., Ltd.
Shenzhen Branch Testing & Calibration Laboratory

Unless otherwise agreed in writing, this document is issued by the Company subject to its General Conditions of Service printed overleaf, available on request or accessible at <https://www.sgs.com/en/Terms-and-Conditions>. Attention is drawn to the limitation of liability, indemnification and jurisdiction issues defined therein. Any holder of this document is advised that information contained hereon reflects the Company's findings at the time of its intervention only and within the limits of Client's instructions, if any. The Company's sole responsibility is to its Client and this document does not exonerate parties to a transaction from exercising all their rights and obligations under the transaction documents. This document cannot be reproduced except in full, without prior written approval of the Company. Any unauthorized alteration, forgery or falsification of the content or appearance of this document is unlawful and offenders may be prosecuted to the fullest extent of the law. Unless otherwise stated the results shown in this test report refer only to the sample(s) tested and such sample(s) are retained for 30 days only.

Attention: To check the authenticity of testing /inspection report & certificate, please contact us at telephone: (86-755) 8307 1443, or email: CN.Doccheck@sgs.com

No.1 Workshop, M-10, Middle Section, Science & Technology Park, Nanshan District, Shenzhen, Guangdong, China 518057 t (86-755) 26012053 f (86-755) 26710594 www.sgs.com.cn
中国·广东·深圳市南山区科技园中区M-10栋1号厂房 邮编: 518057 t (86-755) 26012053 f (86-755) 26710594 sgs.china@sgs.com

Test Mode: 01; Line: Neutral Line



Site : Shielding Room
Condition: Neutral
Job No. : 01609TL/01610TL
Test mode: 01

	Freq	Cable Loss	LISN Factor	Read Level	Level	Limit Line	Over Limit	Remark
	MHz	dB	dB	dBuV	dBuV	dBuV	dB	
1 *	0.1573	0.06	10.14	44.40	54.60	65.60	-11.00	QP
2	0.1573	0.06	10.14	28.08	38.28	55.60	-17.32	Average
3	0.3428	0.07	9.75	35.82	45.64	59.13	-13.49	QP
4 *	0.3428	0.07	9.75	26.38	36.20	49.13	-12.93	Average
5	1.0939	0.09	9.54	27.46	37.09	56.00	-18.91	QP
6	1.0939	0.09	9.54	18.12	27.75	46.00	-18.25	Average
7	1.5518	0.10	9.55	24.54	34.19	56.00	-21.81	QP
8	1.5518	0.10	9.55	15.16	24.81	46.00	-21.19	Average
9	2.2132	0.10	9.55	18.33	27.98	56.00	-28.02	QP
10	2.2132	0.10	9.55	3.66	13.31	46.00	-32.69	Average
11	8.1916	0.18	9.62	22.96	32.76	60.00	-27.24	QP
12	8.1916	0.18	9.62	16.92	26.72	50.00	-23.28	Average



7.2 Maximum Conducted output power

Test Requirement 47 CFR Part 15, Subpart E 15.407 (a)

Test Method: ANSI C63.10 (2013) Section 12.3

Limit:

Frequency band(MHz)	Limit
5150-5250	≤1W(30dBm) for master device
	≤250mW(24dBm) for client device
5250-5350	≤250mW(24dBm) or 11dBm+10logB*
5470-5725	≤250mW(24dBm) or 11dBm+10logB*
5725-5850	≤1W(30dBm)
Remark:	<p>* Where B is the 26dB emission bandwidth in MHz.</p> <p>The maximum conducted output power must be measured over any interval of continuous transmission using instrumentation calibrated in terms of an rms-equivalent voltage.</p>

7.2.1 E.U.T. Operation

Operating Environment:

Temperature: 25.6 °C Humidity: 43.0 % RH Atmospheric Pressure: 1020 mbar

7.2.2 Test Mode Description

Pre-scan / Final test	Mode Code	Description
Final test	01	TX mode (U-NII-1)_Keep the EUT in continuously transmitting mode with all modulation types. All data rates for each modulation type have been tested and found the data rate @ 6Mbps is the worst case of IEEE 802.11a; data rate @ MCS0 is the worst case of IEEE 802.11n/ac/ax/be 20/40/80/160, Only the data of worst case is recorded in the report.
Final test	02	TX mode (U-NII-2A) _Keep the EUT in continuously transmitting mode with all modulation types. All data rates for each modulation type have been tested and found the data rate @ 6Mbps is the worst case of IEEE 802.11a; data rate @ MCS0 is the worst case of IEEE 802.11n/ac/ax/be 20/40/80/160, Only the data of worst case is recorded in the report.
Final test	03	TX mode (U-NII-2C) _Keep the EUT in continuously transmitting mode with all modulation types. All data rates for each modulation type have been tested and found the data rate @ 6Mbps is the worst case of IEEE 802.11a; data rate @ MCS0 is the worst case of IEEE 802.11n/ac/ax/be 20/40/80/160, Only the data of worst case is recorded in the report.
Final test	04	TX mode (U-NII-3) _Keep the EUT in continuously transmitting mode with all modulation types. All data rates for each modulation type have been tested and



Unless otherwise agreed in writing, this document is issued by the Company subject to its General Conditions of Service printed overleaf, available on request or accessible at <https://www.sgs.com/en/Terms-and-Conditions>. Attention is drawn to the limitation of liability, indemnification and jurisdiction issues defined therein. Any holder of this document is advised that information contained hereon reflects the Company's findings at the time of its intervention only and within the limits of Client's instructions, if any. The Company's sole responsibility is to its Client and this document does not exonerate parties to a transaction from exercising all their rights and obligations under the transaction documents. This document cannot be reproduced except in full, without prior written approval of the Company. Any unauthorized alteration, forgery or falsification of the content or appearance of this document is unlawful and offenders may be prosecuted to the fullest extent of the law. Unless otherwise stated the results shown in this test report refer only to the sample(s) tested and such sample(s) are retained for 30 days only.

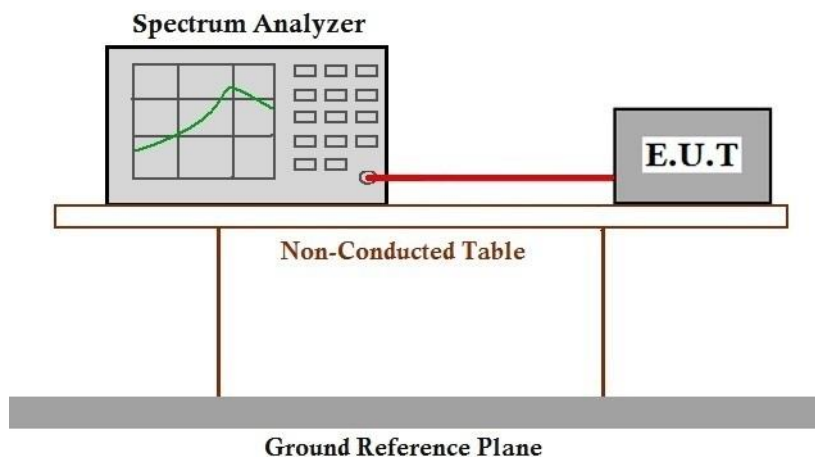
Attention: To check the authenticity of testing /inspection report & certificate, please contact us at telephone: (86-755) 8307 1443, or email: CN.Doccheck@sgs.com

SGS-CSTC Standards Technical Services Co., Ltd.
Shenzhen Branch Inspection & Testing Laboratory

No.1 Workshop, M-10, Middle Section, Science & Technology Park, Nanshan District, Shenzhen, Guangdong, China 518057 t (86-755) 26012053 f (86-755) 26710594 www.sgs.com.cn
中国·广东·深圳市南山区科技园中区M-10栋1号厂房 邮编: 518057 t (86-755) 26012053 f (86-755) 26710594 sgs.china@sgs.com

	found the data rate @ 6Mbps is the worst case of IEEE 802.11a; data rate @ MCS0 is the worst case of IEEE 802.11n/ac/ax/be 20/40/80, Only the data of worst case is recorded in the report.
--	---

7.2.3 Test Setup Diagram



7.2.4 Measurement Procedure and Data

Note: Since the verify power the same operating range bandwidth and smaller power can be covered by the higher power.

Please Refer to Appendix for Details



7.3 Radiated Emissions (Below 1GHz)

Test Requirement 47 CFR Part 15, Subpart C 15.209 & Subpart E 15.407(b)

Test Method: ANSI C63.10 (2013) Section 6.4,6.5

Measurement Distance: 3m

Limit:

Frequency(MHz)	Field strength(microvolts/meter)	Measurement distance(meters)
0.009-0.490	2400/F(kHz)	300
0.490-1.705	24000/F(kHz)	30
1.705-30.0	30	30
30-88	100	3
88-216	150	3
216-960	200	3
960-1000	500	3

7.3.1 E.U.T. Operation

Operating Environment:

Temperature: 21.2 °C

Humidity: 50.1 % RH

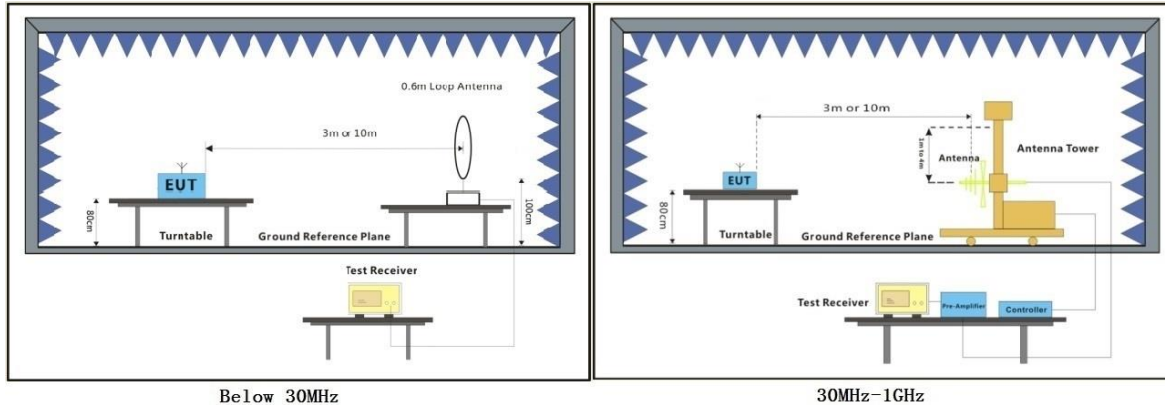
Atmospheric Pressure: 1020 mbar

7.3.2 Test Mode Description

Pre-scan / Final test	Mode Code	Description
Final test	01	TX mode (U-NII-1)_Keep the EUT in continuously transmitting mode with all modulation types. All data rates for each modulation type have been tested and found the data rate @ 6Mbps is the worst case of IEEE 802.11a; data rate @ MCS0 is the worst case of IEEE 802.11n/ac/ax/be 20/40/80/160, Only the data of worst case is recorded in the report.
Pre-scan	02	TX mode (U-NII-2A) _Keep the EUT in continuously transmitting mode with all modulation types. All data rates for each modulation type have been tested and found the data rate @ 6Mbps is the worst case of IEEE 802.11a; data rate @ MCS0 is the worst case of IEEE 802.11n/ac/ax/be 20/40/80/160, Only the data of worst case is recorded in the report.
Pre-scan	03	TX mode (U-NII-2C) _Keep the EUT in continuously transmitting mode with all modulation types. All data rates for each modulation type have been tested and found the data rate @ 6Mbps is the worst case of IEEE 802.11a; data rate @ MCS0 is the worst case of IEEE 802.11n/ac/ax/be 20/40/80/160, Only the data of worst case is recorded in the report.
Pre-scan	04	TX mode (U-NII-3) _Keep the EUT in continuously transmitting mode with all modulation types. All data rates for each modulation type have been tested and found the data rate @ 6Mbps is the worst case of IEEE 802.11a; data rate @ MCS0 is the worst case of IEEE 802.11n/ac/ax/be 20/40/80, Only the data of worst case is recorded in the report.



7.3.3 Test Setup Diagram



7.3.4 Measurement Procedure and Data

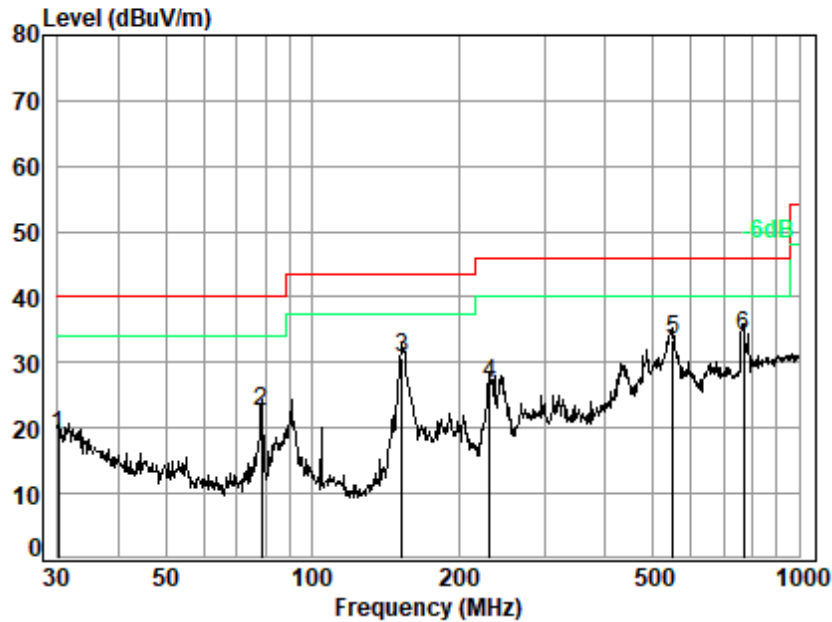
- a. For below 1GHz, the EUT was placed on the top of a rotating table 0.8 meters above the ground at a 3 meter semi-anechoic chamber. The table was rotated 360 degrees to determine the position of the highest radiation.
- b. The EUT was set 3 or 10 meters away from the interference-receiving antenna, which was mounted on the top of a variable-height antenna tower.
- c. The antenna height is varied from one meter to four meters above the ground to determine the maximum value of the field strength. Both horizontal and vertical polarizations of the antenna are set to make the measurement.
- d. For each suspected emission, the EUT was arranged to its worst case and then the antenna was tuned to heights from 1 meter to 4 meters (for the test frequency of below 30MHz, the antenna was tuned to heights 1 meter) and the rotatable table was turned from 0 degrees to 360 degrees to find the maximum reading.
- e. The test-receiver system was set to Peak Detect Function and Specified Bandwidth with Maximum Hold Mode.
- f. If the emission level of the EUT in peak mode was 10dB lower than the limit specified, then testing could be stopped and the peak values of the EUT would be reported. Otherwise the emissions that did not have 10dB margin would be re-tested one by one using quasi-peak method as specified and then reported in a data sheet.
- g. Test the EUT in the lowest channel, the middle channel, the Highest channel.
- h. The radiation measurements are performed in X, Y, Z axis positioning for Transmitting mode, and found the X axis positioning which it is the worst case.
- i. Repeat above procedures until all frequencies measured was complete.

Remark:

1. Level= Read Level+ Cable Loss+ Antenna Factor- Preamp Factor
2. For emission below 1GHz, through the pre-scan found the worst case is the lowest channel of 802.11a. Only the worst case is recorded in the report.
3. Scan from 9kHz to 30MHz, the disturbance below 30MHz was very low. The points marked on above plots are the highest emissions could be found when testing, so only above points had been displayed. The amplitude of spurious emissions from the radiator which are attenuated more than 20dB below the limit need not be reported.
4. The disturbance below 1GHz was very low and the harmonics were the highest point could be found when testing, so only the above harmonics had been displayed.



Test Mode: 01; Polarity: Horizontal

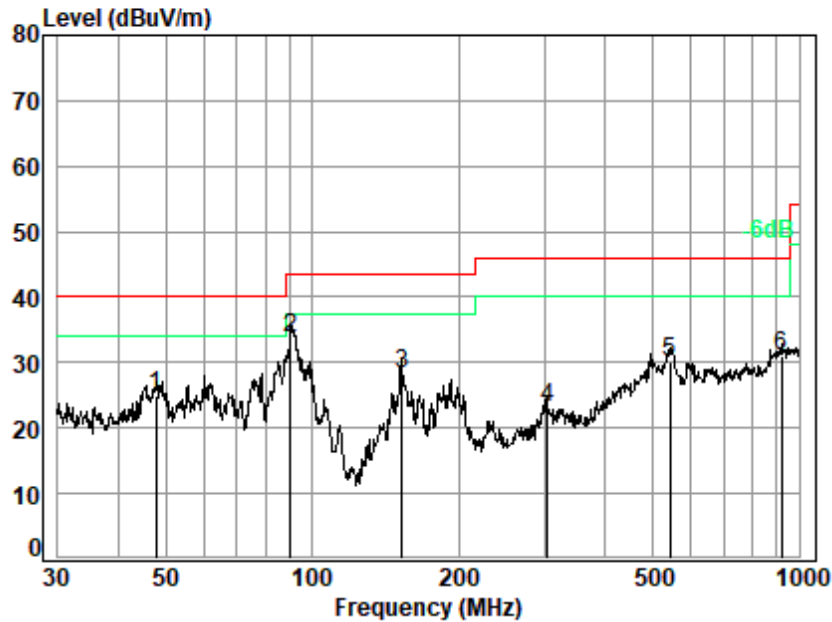


Site : chamber
Condition: 3m HORIZONTAL
Job No. : 01609TL/1610TL
Test Mode: 01

	Ant	Cable	Preamp	Read		Limit	Over	
Freq	Factor	Loss	Factor	Level	Level	Line	Limit	Remark
MHz	dB/m	dB	dB	dBuV	dBuV/m	dBuV/m	dB	
1	30.105	21.15	0.67	27.79	24.76	18.79	40.00	-21.21 QP
2	78.689	10.40	1.08	27.65	38.59	22.42	40.00	-17.58 QP
3	152.664	13.34	1.55	27.37	43.21	30.73	43.50	-12.77 QP
4	231.718	16.66	1.92	27.04	35.09	26.63	46.00	-19.37 QP
5	550.948	23.78	3.09	27.77	34.29	33.39	46.00	-12.61 QP
6 q	768.748	26.68	3.76	27.56	31.07	33.95	46.00	-12.05 QP



Test Mode: 01; Polarity: Vertical



Site : chamber

Condition: 3m VERTICAL

Job No. : 01609TL/1610TL

Test Mode: 01

		Ant	Cable	Preamp	Read		Limit	Over	
	Freq	Factor	Loss	Factor	Level	Level	Line	Limit	Remark
	MHz	dB/m	dB	dB	dBuV	dBuV/m	dBuV/m	dB	
1	47.826	13.36	0.84	27.74	38.60	25.06	40.00	-14.94	QP
2	90.220	11.75	1.16	27.62	48.61	33.90	43.50	-9.60	QP
3	152.664	13.34	1.55	27.37	40.87	28.39	43.50	-15.11	QP
4	303.544	18.30	2.22	26.76	29.23	22.99	46.00	-23.01	QP
5	543.274	23.74	3.07	27.74	31.11	30.18	46.00	-15.82	QP
6	919.287	28.17	4.17	26.63	25.27	30.98	46.00	-15.02	QP



7.4 Radiated Emissions (Above 1GHz)

Test Requirement 47 CFR Part 15, Subpart C 15.209 & Subpart E 15.407(b)

Test Method: ANSI C63.10 (2013) Section 6.6

Measurement Distance: 3m

Limit:

Frequency(MHz)	Field strength(microvolts/meter)	Measurement distance(meters)
0.009-0.490	2400/F(kHz)	300
0.490-1.705	24000/F(kHz)	30
1.705-30.0	30	30
30-88	100	3
88-216	150	3
216-960	200	3
Above 960	500	3

*(1) For transmitters operating in the 5.15-5.25 GHz band: All emissions outside of the 5.15-5.35 GHz band shall not exceed an e.i.r.p. of -27 dBm/MHz.

(2) For transmitters operating in the 5.25-5.35 GHz band: All emissions outside of the 5.15-5.35 GHz band shall not exceed an e.i.r.p. of -27 dBm/MHz.

(3) For transmitters operating in the 5.47-5.725 GHz band: All emissions outside of the 5.47-5.725 GHz band shall not exceed an e.i.r.p. of -27 dBm/MHz.

(4) For transmitters operating in the 5.725-5.85 GHz band:

(i) All emissions shall be limited to a level of -27 dBm/MHz at 75 MHz or more above or below the band edge increasing linearly to 10 dBm/MHz at 25 MHz above or below the band edge, and from 25 MHz above or below the band edge increasing linearly to a level of 15.6 dBm/MHz at 5 MHz above or below the band edge, and from 5 MHz above or below the band edge increasing linearly to a level of 27 dBm/MHz at the band edge.

Remark: The emission limits shown in the above table are based on measurements employing a CISPR quasi-peak detector except for the frequency bands 9-90kHz, 110-490kHz and above 1000 MHz. Radiated emission limits in these three bands are based on measurements employing an average detector, the peak field strength of any emission shall not exceed the maximum permitted average limits specified above by more than 20 dB under any condition of modulation.

7.4.1 E.U.T. Operation

Operating Environment:

Temperature: 23.5 °C

Humidity: 56.3 % RH

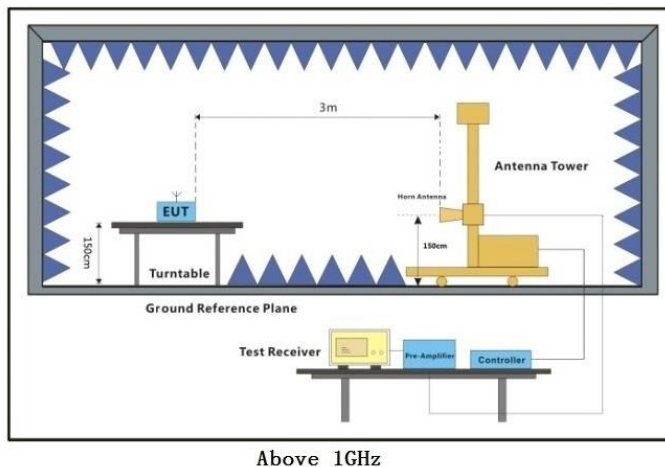
Atmospheric Pressure: 1020 mbar



7.4.2 Test Mode Description

Pre-scan / Final test	Mode Code	Description
Final test	01	TX mode (U-NII-1) _Keep the EUT in continuously transmitting mode with all modulation types. All data rates for each modulation type have been tested and found the data rate @ 6Mbps is the worst case of IEEE 802.11a; data rate @ MCS0 is the worst case of IEEE 802.11n/ac/ax/be 20/40/80/160, Only the data of worst case is recorded in the report.
Final test	02	TX mode (U-NII-2A) _Keep the EUT in continuously transmitting mode with all modulation types. All data rates for each modulation type have been tested and found the data rate @ 6Mbps is the worst case of IEEE 802.11a; data rate @ MCS0 is the worst case of IEEE 802.11n/ac/ax/be 20/40/80/160, Only the data of worst case is recorded in the report.
Final test	03	TX mode (U-NII-2C) _Keep the EUT in continuously transmitting mode with all modulation types. All data rates for each modulation type have been tested and found the data rate @ 6Mbps is the worst case of IEEE 802.11a; data rate @ MCS0 is the worst case of IEEE 802.11n/ac/ax/be 20/40/80/160, Only the data of worst case is recorded in the report.
Final test	04	TX mode (U-NII-3) _Keep the EUT in continuously transmitting mode with all modulation types. All data rates for each modulation type have been tested and found the data rate @ 6Mbps is the worst case of IEEE 802.11a; data rate @ MCS0 is the worst case of IEEE 802.11n/ac/ax/be 20/40/80, Only the data of worst case is recorded in the report.

7.4.3 Test Setup Diagram



7.4.4 Measurement Procedure and Data

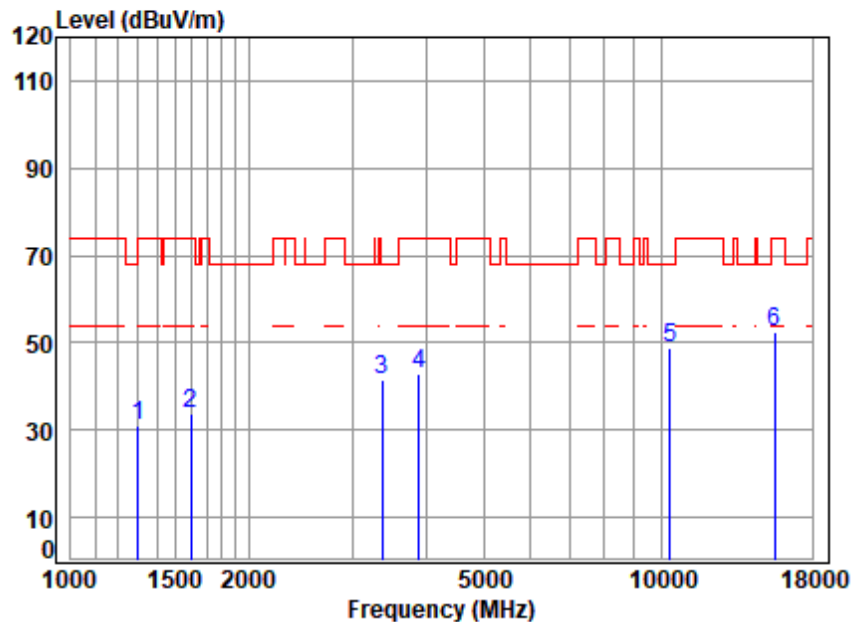
- a. For above 1GHz, the EUT was placed on the top of a rotating table 1.5 meters above the ground at a 3 meter fully-anechoic chamber. The table was rotated 360 degrees to determine the position of the highest radiation.
- b. The EUT was set 3 meters away from the interference-receiving antenna, which was mounted on the top of a variable-height antenna tower.
- c. The antenna height is varied from one meter to four meters above the ground to determine the maximum value of the field strength. Both horizontal and vertical polarizations of the antenna are set to make the measurement.
- d. For each suspected emission, the EUT was arranged to its worst case and then the antenna was tuned to heights from 1 meter to 4 meters (for the test frequency of below 30MHz, the antenna was tuned to heights 1 meter) and the rotatable table was turned from 0 degrees to 360 degrees to find the maximum reading.
- e. The test-receiver system was set to Peak Detect Function and Specified Bandwidth with Maximum Hold Mode.
- f. If the emission level of the EUT in peak mode was 10dB lower than the limit specified, then testing could be stopped and the peak values of the EUT would be reported. Otherwise the emissions that did not have 10dB margin would be re-tested one by one using peak or average method as specified and then reported in a data sheet.
- g. Test the EUT in the lowest channel, the middle channel, the Highest channel.
- h. The radiation measurements are performed in X, Y, Z axis positioning for Transmitting mode, and found the X axis positioning which it is the worst case.
- i. Repeat above procedures until all frequencies measured was complete.

Remark:

1. Level= Read Level+ Cable Loss+ Antenna Factor- Preamp Factor
2. Scan from 18GHz to 40GHz, the disturbance above 18GHz was very low. The points marked on above plots are the highest emissions could be found when testing, so only above points had been displayed. The amplitude of spurious emissions from the radiator which are attenuated more than 20dB below the limit need not be reported.
3. As shown in this section, for frequencies above 1GHz, the field strength limits are based on average limits. However, the peak field strength of any emission shall not exceed the maximum permitted average limits specified above by more than 20 dB under any condition of modulation. For the emissions whose peak level is lower than the average limit, only the peak measurement is shown in the report.
4. The disturbance above 18GHz were very low and the harmonics were the highest point could be found when testing, so only the above harmonics had been displayed.
5. For devices with multiple operating modes, measurements on the middle channel is used to determine the worst-case mode(s). Only the worst case mode with the highest output power and the mode with the highest output power spectral density for each modulation family (e.g., OFDM and direct sequence spread spectrum) is recorded in the test report.
6. The resolution bandwidth of test receiver/spectrum analyzer is 1MHz and the video bandwidth is 3MHz for Peak detection (PK) and Average detection (AV) at frequency above 1GHz.
7. For fundamental and harmonic signal measurement, the resolution bandwidth of test receiver/spectrum analyzer is 1MHz and the video bandwidth is $\geq 1/T$ (Duty cycle $< 98\%$) or 10Hz (Duty cycle $\geq 98\%$) for Average detection (AV) at frequency above 1GHz.



Test Mode: 01; Polarity: Horizontal; Modulation:802.11a; Bandwidth:20MHz; Channel:Low



Site : chamber
Condition: 3m HORIZONTAL
Job No : 01609TL\01610TL
Mode : 5180 TX RSE
Note : 5G WIFI 11A

	Freq	Cable Loss	Ant Factor	Preamp Factor	Read Level	Level	Limit	Over Limit	Remark
	MHz	dB	dB/m	dB	dBuV	dBuV/m	dBuV/m	dB	
1	1300.858	3.81	24.79	54.71	57.31	31.20	74.00	-42.80	peak
2	1597.181	4.18	26.81	54.80	57.77	33.96	74.00	-40.04	peak
3	3366.778	6.41	32.20	54.72	57.46	41.35	68.20	-26.85	peak
4	3890.255	6.62	33.66	54.37	56.79	42.70	74.00	-31.30	peak
5	10360.000	11.14	37.10	53.13	53.53	48.64	68.20	-19.56	peak
6	15540.000	13.79	41.10	52.16	49.94	52.67	74.00	-21.33	peak



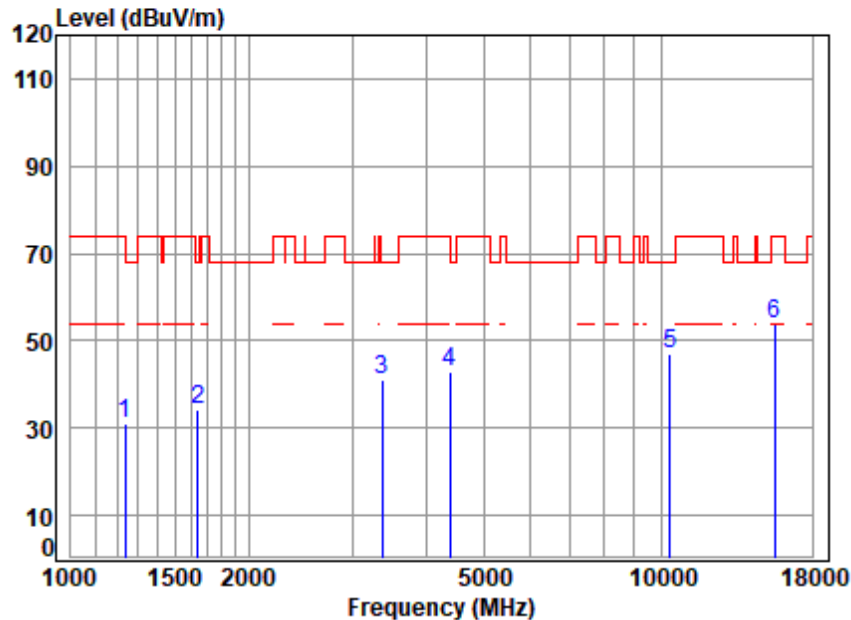
SGS-CSTC Standards Technical Services Co., Ltd. Shenzhen Branch

SZEMC-TRF-01 Rev. A/1

Report No.: SZCR250400160903

Page: 30 of 657

Test Mode: 01; Polarity: Vertical; Modulation:802.11a; Bandwidth:20MHz; Channel:Low



Site : chamber
 Condition: 3m VERTICAL
 Job No : 01609TL\01610TL
 Mode : 5180 TX RSE
 Note : 5G WIFI 11A

	Freq	Cable Loss	Ant Factor	Preamp Factor	Read Level	Level	Limit	Over Limit	Remark
	MHz	dB	dB/m	dB	dBuV	dBuV/m	dBuV/m	dB	
1	1234.909	3.73	24.89	54.69	57.28	31.21	74.00	-42.79	peak
2	1644.019	4.25	26.36	54.82	58.25	34.04	68.20	-34.16	peak
3	3366.778	6.41	32.20	54.72	57.02	40.91	68.20	-27.29	peak
4	4379.699	7.11	34.64	54.26	55.59	43.08	74.00	-30.92	peak
5	10360.000	11.14	37.10	53.13	51.81	46.92	68.20	-21.28	peak
6	15540.000	13.79	41.10	52.16	51.23	53.96	74.00	-20.04	peak



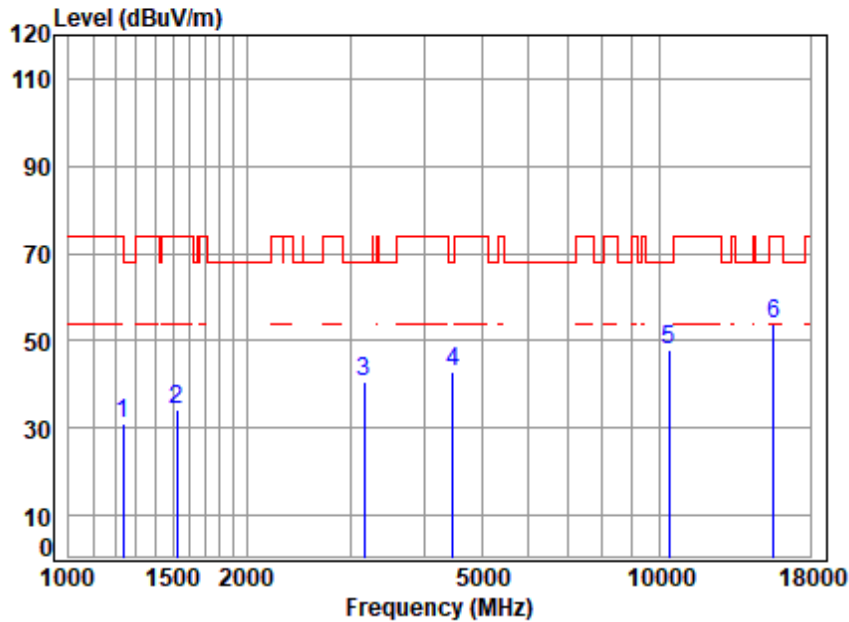
SGS-CSTC Standards Technical Services Co., Ltd.
 Shenzhen Branch Inspection & Testing Laboratory

Unless otherwise agreed in writing, this document is issued by the Company subject to its General Conditions of Service printed overleaf, available on request or accessible at <https://www.sgs.com/en/Terms-and-Conditions>. Attention is drawn to the limitation of liability, indemnification and jurisdiction issues defined therein. Any holder of this document is advised that information contained hereon reflects the Company's findings at the time of its intervention only and within the limits of Client's instructions, if any. The Company's sole responsibility is to its Client and this document does not exonerate parties to a transaction from exercising all their rights and obligations under the transaction documents. This document cannot be reproduced except in full, without prior written approval of the Company. Any unauthorized alteration, forgery or falsification of the content or appearance of this document is unlawful and offenders may be prosecuted to the fullest extent of the law. Unless otherwise stated the results shown in this test report refer only to the sample(s) tested and such sample(s) are retained for 30 days only.

Attention: To check the authenticity of testing /inspection report & certificate, please contact us at telephone: (86-755) 8307 1443, or email: CN.Doccheck@sgs.com

No.1 Workshop, M-10, Middle Section, Science & Technology Park, Nanshan District, Shenzhen, Guangdong, China 518057 t (86-755) 26012053 f (86-755) 26710594 www.sgs.com.cn
 中国·广东·深圳市南山区科技园中区M-10栋1号厂房 邮编: 518057 t (86-755) 26012053 f (86-755) 26710594 sgs.china@sgs.com

Test Mode: 01; Polarity: Horizontal; Modulation:802.11a; Bandwidth:20MHz; Channel:middle

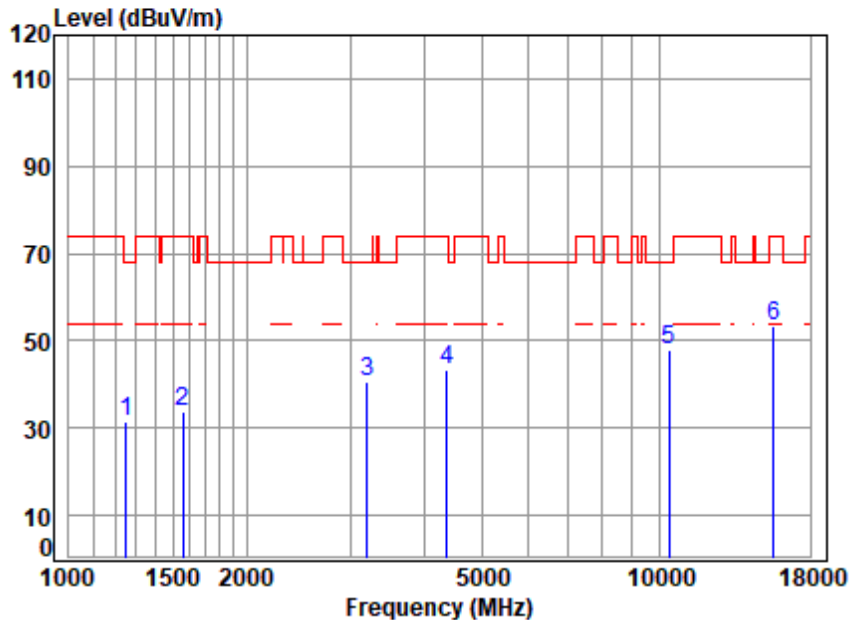


Site : chamber
Condition: 3m HORIZONTAL
Job No : 01609TL\01610TL
Mode : 5200 TX RSE
Note : 5G WIFI 11A

	Freq	Cable Loss	Ant Factor	Preamp Factor	Read Level	Level	Limit	Over Limit	Remark
	MHz	dB	dB/m	dB	dBuV	dBuV/m	dBuV/m	dB	
1	1238.483	3.73	24.94	54.69	56.82	30.80	74.00	-43.20	peak
2	1525.000	4.08	26.90	54.78	57.88	34.08	74.00	-39.92	peak
3	3159.355	6.22	32.57	54.87	56.56	40.48	68.20	-27.72	peak
4	4469.214	7.22	33.97	54.25	56.01	42.95	68.20	-25.25	peak
5	10400.000	11.20	37.10	53.12	52.57	47.75	68.20	-20.45	peak
6	p15600.000	13.86	41.10	52.11	51.10	53.95	74.00	-20.05	peak



Test Mode: 01; Polarity: Vertical; Modulation:802.11a; Bandwidth:20MHz; Channel:middle

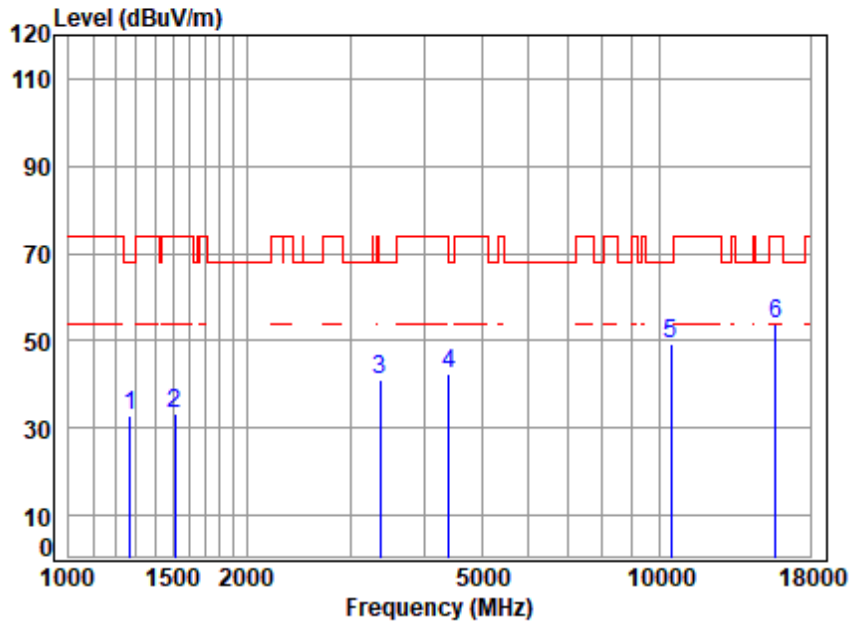


Site : chamber
Condition: 3m VERTICAL
Job No : 01609TL\01610TL
Mode : 5200 TX RSE
Note : 5G WIFI 11A

	Freq	Cable Loss	Ant Factor	Preamp Factor	Read Level	Level	Limit	Over Limit	Remark
	MHz	dB	dB/m	dB	dBuV	dBuV/m	dBuV/m	dB	
1	1252.885	3.75	25.08	54.70	57.41	31.54	68.20	-36.66	peak
2	1560.673	4.13	26.96	54.79	57.24	33.54	74.00	-40.46	peak
3	3196.094	6.25	32.87	54.85	56.40	40.67	68.20	-27.53	peak
4	4367.058	7.10	34.54	54.26	55.99	43.37	74.00	-30.63	peak
5	10400.000	11.20	37.10	53.12	52.57	47.75	68.20	-20.45	peak
6	p15600.000	13.86	41.10	52.11	50.71	53.56	74.00	-20.44	peak



Test Mode: 01; Polarity: Horizontal; Modulation:802.11a; Bandwidth:20MHz; Channel:High

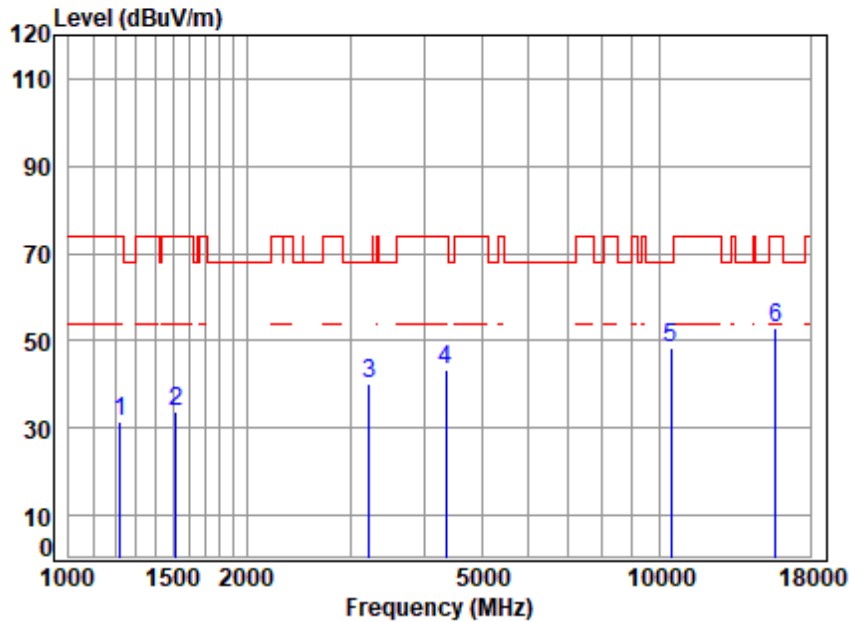


Site : chamber
Condition: 3m HORIZONTAL
Job No : 01609TL\01610TL
Mode : 5240 TX RSE
Note : 5G WIFI 11A

		Cable	Ant	Preamp	Read		Limit	Over	
	Freq	Loss	Factor	Factor	Level	Level	Line	Limit	Remark
	MHz	dB	dB/m	dB	dBuV	dBuV/m	dBuV/m	dB	
1	1271.123	3.77	24.97	54.70	58.70	32.74	68.20	-35.46	peak
2	1511.833	4.06	26.85	54.78	57.18	33.31	74.00	-40.69	peak
3	3366.778	6.41	32.20	54.72	56.95	40.84	68.20	-27.36	peak
4	4405.090	7.14	34.74	54.26	55.04	42.66	68.20	-25.54	peak
5	10480.000	11.33	37.26	53.10	53.74	49.23	68.20	-18.97	peak
6	15720.000	14.01	41.22	52.02	50.48	53.69	74.00	-20.31	peak



Test Mode: 01; Polarity: Vertical; Modulation:802.11a; Bandwidth:20MHz; Channel:High



Site : chamber
Condition: 3m VERTICAL
Job No : 01609TL\01610TL
Mode : 5240 TX RSE
Note : 5G WIFI 11A

		Cable	Ant	Preamp	Read		Limit	Over	
	Freq	Loss	Factor	Factor	Level	Level	Line	Limit	Remark
	MHz	dB	dB/m	dB	dBuV	dBuV/m	dBuV/m	dB	
1	1220.714	3.71	24.69	54.69	57.56	31.27	74.00	-42.73	peak
2	1520.598	4.07	26.88	54.78	57.74	33.91	74.00	-40.09	peak
3	3223.928	6.28	32.52	54.82	56.40	40.38	68.20	-27.82	peak
4	4354.454	7.08	34.44	54.26	55.97	43.23	74.00	-30.77	peak
5	10480.000	11.33	37.26	53.10	52.85	48.34	68.20	-19.86	peak
6	15720.000	14.01	41.22	52.02	49.80	53.01	74.00	-20.99	peak



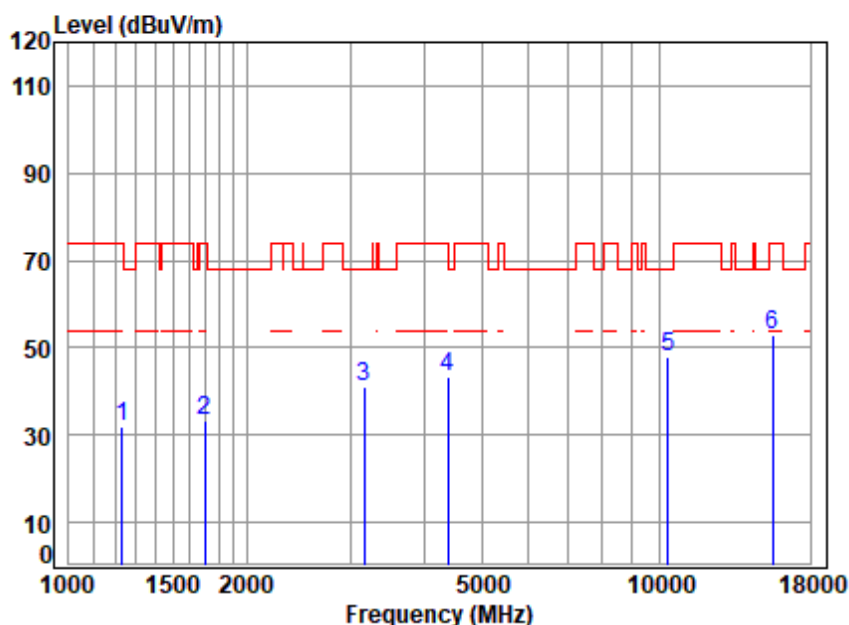
SGS-CSTC Standards Technical Services Co., Ltd. Shenzhen Branch

SZEMC-TRF-01 Rev. A/1

Report No.: SZCR250400160903

Page: 35 of 657

Test Mode: 01; Polarity: Horizontal; Modulation: 802.11ax(Full RU0); Bandwidth: 20MHz; Channel: Low



Site : chamber
Condition: 3m HORIZONTAL
Job No : 01609TL\01610TL
Mode : 5180 TX RSE
Note : 5G WIFI 11AX20

		Cable	Ant	Preamp	Read		Limit	Over	
	Freq	Loss	Factor	Factor	Level	Level	Line	Limit	Remark
	MHz	dB	dB/m	dB	dBuV	dBuV/m	dBuV/m	dB	
1	1231.345	3.72	24.84	54.69	58.29	32.16	74.00	-41.84	peak
2	1702.042	4.33	26.22	54.83	57.74	33.46	74.00	-40.54	peak
3	3159.355	6.22	32.57	54.87	57.24	41.16	68.20	-27.04	peak
4	4392.376	7.13	34.74	54.26	55.96	43.57	74.00	-30.43	peak
5	10360.000	11.14	37.10	53.13	52.86	47.97	68.20	-20.23	peak
6	15540.000	13.79	41.10	52.16	49.99	52.72	74.00	-21.28	peak



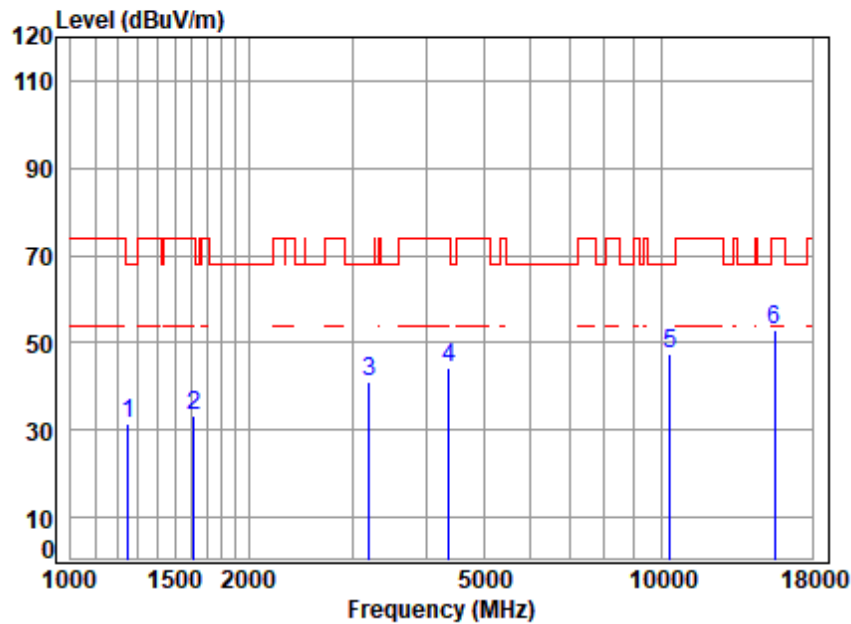
SGS-CSTC Standards Technical Services Co., Ltd.
Shenzhen Branch

Unless otherwise agreed in writing, this document is issued by the Company subject to its General Conditions of Service printed overleaf, available on request or accessible at <https://www.sgs.com/en/Terms-and-Conditions>. Attention is drawn to the limitation of liability, indemnification and jurisdiction issues defined therein. Any holder of this document is advised that information contained hereon reflects the Company's findings at the time of its intervention only and within the limits of Client's instructions, if any. The Company's sole responsibility is to its Client and this document does not exonerate parties to a transaction from exercising all their rights and obligations under the transaction documents. This document cannot be reproduced except in full, without prior written approval of the Company. Any unauthorized alteration, forgery or falsification of the content or appearance of this document is unlawful and offenders may be prosecuted to the fullest extent of the law. Unless otherwise stated the results shown in this test report refer only to the sample(s) tested and such sample(s) are retained for 30 days only.

Attention: To check the authenticity of testing / inspection report & certificate, please contact us at telephone: (86-755) 8307 1443, or email: CN.Doccheck@sgs.com

No.1 Workshop, M-10, Middle Section, Science & Technology Park, Nanshan District, Shenzhen, Guangdong, China 518057 t (86-755) 26012053 f (86-755) 26710594 www.sgs.com.cn
中国·广东·深圳市南山区科技园中区M-10栋1号厂房 邮编: 518057 t (86-755) 26012053 f (86-755) 26710594 sgs.china@sgs.com

Test Mode: 01; Polarity: Vertical; Modulation:802.11ax(Full RU0); Bandwidth:20MHz; Channel:Low



Site : chamber
Condition: 3m VERTICAL
Job No : 01609TL\01610TL
Mode : 5180 TX RSE
Note : 5G WIFI 11AX20

	Freq	Cable Loss	Ant Factor	Preamp Factor	Read Level	Level	Limit	Over Limit	Remark
	MHz	dB	dB/m	dB	dBuV	dBuV/m	dBuV/m	dB	
1	1252.885	3.75	25.08	54.70	57.43	31.56	68.20	-36.64	peak
2	1615.754	4.21	26.64	54.81	57.35	33.39	74.00	-40.61	peak
3	3205.345	6.26	32.81	54.84	56.70	40.93	68.20	-27.27	peak
4	4367.058	7.10	34.54	54.26	56.68	44.06	74.00	-29.94	peak
5	10360.000	11.14	37.10	53.13	52.26	47.37	68.20	-20.83	peak
6	15540.000	13.79	41.10	52.16	50.29	53.02	74.00	-20.98	peak



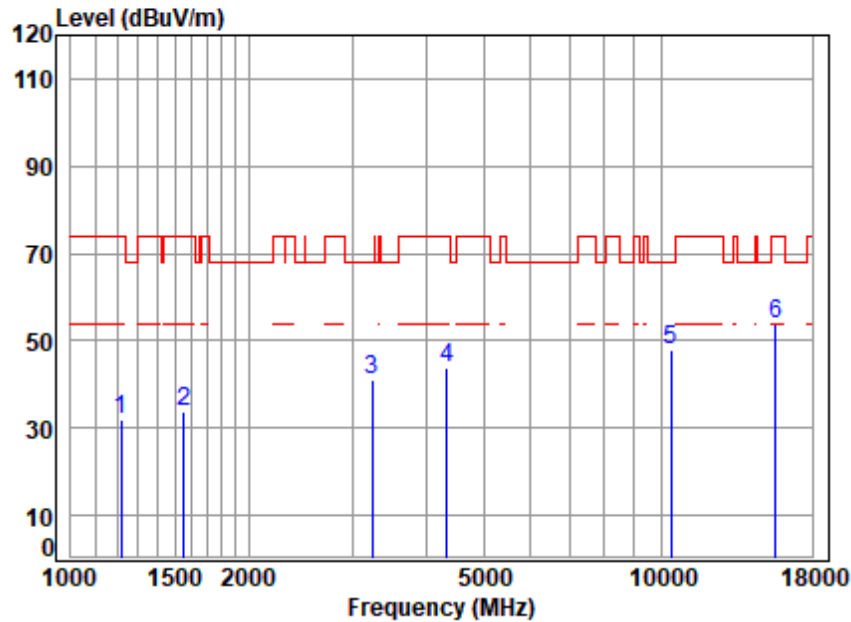
SGS-CSTC Standards Technical Services Co., Ltd. Shenzhen Branch

SZEMC-TRF-01 Rev. A/1

Report No.: SZCR250400160903

Page: 37 of 657

Test Mode: 01; Polarity: Horizontal; Modulation:802.11ax(Full RU0); Bandwidth:20MHz; Channel:middle



Site : chamber
Condition: 3m HORIZONTAL
Job No : 01609TL\01610TL
Mode : 5200 TX RSE
Note : 5G WIFI 11AX20

	Freq	Cable Loss	Ant Factor	Preamp Factor	Read Level	Level	Limit Line	Over Limit	Remark
	MHz	dB	dB/m	dB	dBuV	dBuV/m	dBuV/m	dB	
1	1217.190	3.71	24.64	54.69	58.07	31.73	74.00	-42.27	peak
2	1556.169	4.12	26.98	54.79	57.57	33.88	74.00	-40.12	peak
3	3233.260	6.29	32.37	54.82	57.09	40.93	68.20	-27.27	peak
4	4329.354	7.05	34.23	54.26	56.63	43.65	74.00	-30.35	peak
5	10400.000	11.20	37.10	53.12	52.55	47.73	68.20	-20.47	peak
6	p15600.000	13.86	41.10	52.11	50.83	53.68	74.00	-20.32	peak



SGS-CSTC Standards Technical Services Co., Ltd.
Shenzhen Branch Inspection & Testing Laboratory

Unless otherwise agreed in writing, this document is issued by the Company subject to its General Conditions of Service printed overleaf, available on request or accessible at <https://www.sgs.com/en/Terms-and-Conditions>. Attention is drawn to the limitation of liability, indemnification and jurisdiction issues defined therein. Any holder of this document is advised that information contained hereon reflects the Company's findings at the time of its intervention only and within the limits of Client's instructions, if any. The Company's sole responsibility is to its Client and this document does not exonerate parties to a transaction from exercising all their rights and obligations under the transaction documents. This document cannot be reproduced except in full, without prior written approval of the Company. Any unauthorized alteration, forgery or falsification of the content or appearance of this document is unlawful and offenders may be prosecuted to the fullest extent of the law. Unless otherwise stated the results shown in this test report refer only to the sample(s) tested and such sample(s) are retained for 30 days only.

Attention: To check the authenticity of testing /inspection report & certificate, please contact us at telephone: (86-755) 8307 1443, or email: CN.Doccheck@sgs.com

No.1 Workshop, M-10, Middle Section, Science & Technology Park, Nanshan District, Shenzhen, Guangdong, China 518057 t (86-755) 26012053 f (86-755) 26710594 www.sgsgroup.com.cn
中国·广东·深圳市南山区科技园中区M-10栋1号厂房 邮编: 518057 t (86-755) 26012053 f (86-755) 26710594 sgs.china@sgs.com

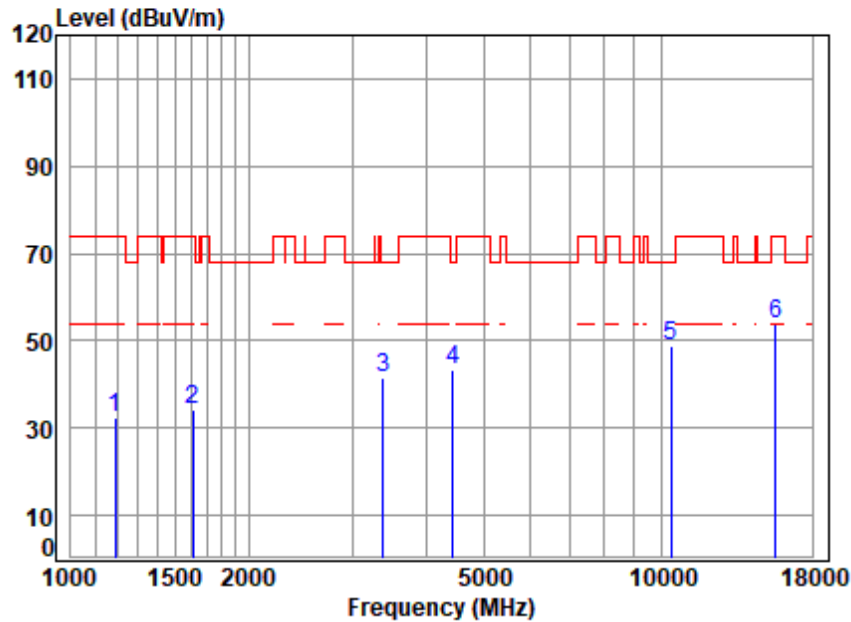
SGS-CSTC Standards Technical Services Co., Ltd. Shenzhen Branch

SZEMC-TRF-01 Rev. A/1

Report No.: SZCR250400160903

Page: 38 of 657

Test Mode: 01; Polarity: Vertical; Modulation:802.11ax(Full RU0); Bandwidth:20MHz; Channel:middle



Site : chamber
Condition: 3m VERTICAL
Job No : 01609TL\01610TL
Mode : 5200 TX RSE
Note : 5G WIFI 11AX20

	Freq	Cable Loss	Ant Factor	Preamp Factor	Read Level	Level	Limit Line	Over Limit	Remark
	MHz	dB	dB/m	dB	dBuV	dBuV/m	dBuV/m	dB	
1	1189.368	3.67	24.29	54.68	58.91	32.19	74.00	-41.81	peak
2	1611.091	4.20	26.69	54.81	57.98	34.06	74.00	-39.94	peak
3	3376.523	6.42	32.26	54.71	57.48	41.45	68.20	-26.75	peak
4	4443.453	7.19	34.28	54.25	56.22	43.44	68.20	-24.76	peak
5	10400.000	11.20	37.10	53.12	53.50	48.68	68.20	-19.52	peak
6	15600.000	13.86	41.10	52.11	51.00	53.85	74.00	-20.15	peak



SGS-CSTC Standards Technical Services Co., Ltd.
Shenzhen Branch

Unless otherwise agreed in writing, this document is issued by the Company subject to its General Conditions of Service printed overleaf, available on request or accessible at <https://www.sgs.com/en/Terms-and-Conditions>. Attention is drawn to the limitation of liability, indemnification and jurisdiction issues defined therein. Any holder of this document is advised that information contained hereon reflects the Company's findings at the time of its intervention only and within the limits of Client's instructions, if any. The Company's sole responsibility is to its Client and this document does not exonerate parties to a transaction from exercising all their rights and obligations under the transaction documents. This document cannot be reproduced except in full, without prior written approval of the Company. Any unauthorized alteration, forgery or falsification of the content or appearance of this document is unlawful and offenders may be prosecuted to the fullest extent of the law. Unless otherwise stated the results shown in this test report refer only to the sample(s) tested and such sample(s) are retained for 30 days only.

Attention: To check the authenticity of testing /inspection report & certificate, please contact us at telephone: (86-755) 8307 1443, or email: CN.Doccheck@sgs.com

No.1 Workshop, M-10, Middle Section, Science & Technology Park, Nanshan District, Shenzhen, Guangdong, China 518057 t (86-755) 26012053 f (86-755) 26710594 www.sgs.com.cn
中国·广东·深圳市南山区科技园中区M-10栋1号厂房 邮编: 518057 t (86-755) 26012053 f (86-755) 26710594 sgs.china@sgs.com

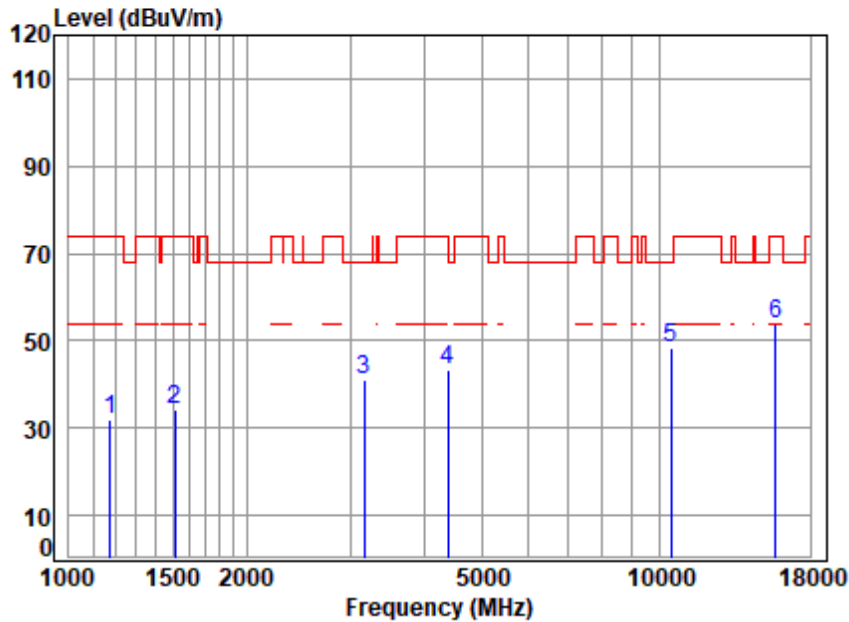
SGS-CSTC Standards Technical Services Co., Ltd. Shenzhen Branch

SZEMC-TRF-01 Rev. A/1

Report No.: SZCR250400160903

Page: 39 of 657

Test Mode: 01; Polarity: Horizontal; Modulation:802.11ax(Full RU0); Bandwidth:20MHz; Channel:High



Site : chamber
 Condition: 3m HORIZONTAL
 Job No : 01609TL\01610TL
 Mode : 5240 TX RSE
 Note : 5G WIFI 11AX20

	Freq	Cable Loss	Ant Factor	Preamp Factor	Read Level	Level	Limit Line	Over Limit	Remark
	MHz	dB	dB/m	dB	dBuV	dBuV/m	dBuV/m	dB	
1	1175.697	3.65	24.16	54.67	58.98	32.12	74.00	-41.88	peak
2	1511.833	4.06	26.85	54.78	58.03	34.16	74.00	-39.84	peak
3	3159.355	6.22	32.57	54.87	57.16	41.08	68.20	-27.12	peak
4	4379.699	7.11	34.64	54.26	55.78	43.27	74.00	-30.73	peak
5	10480.000	11.33	37.26	53.10	53.05	48.54	68.20	-19.66	peak
6	15720.000	14.01	41.22	52.02	50.77	53.98	74.00	-20.02	peak



SGS-CSTC Standards Technical Services Co., Ltd.
 Shenzhen Branch Inspection & Testing Laboratory

Unless otherwise agreed in writing, this document is issued by the Company subject to its General Conditions of Service printed overleaf, available on request or accessible at <https://www.sgs.com/en/Terms-and-Conditions>. Attention is drawn to the limitation of liability, indemnification and jurisdiction issues defined therein. Any holder of this document is advised that information contained hereon reflects the Company's findings at the time of its intervention only and within the limits of Client's instructions, if any. The Company's sole responsibility is to its Client and this document does not exonerate parties to a transaction from exercising all their rights and obligations under the transaction documents. This document cannot be reproduced except in full, without prior written approval of the Company. Any unauthorized alteration, forgery or falsification of the content or appearance of this document is unlawful and offenders may be prosecuted to the fullest extent of the law. Unless otherwise stated the results shown in this test report refer only to the sample(s) tested and such sample(s) are retained for 30 days only.

Attention: To check the authenticity of testing /inspection report & certificate, please contact us at telephone: (86-755) 8307 1443, or email: CN.Doccheck@sgs.com

No.1 Workshop, M-10, Middle Section, Science & Technology Park, Nanshan District, Shenzhen, Guangdong, China 518057 t (86-755) 26012053 f (86-755) 26710594 www.sgs.com.cn
 中国·广东·深圳市南山区科技园中区M-10栋1号厂房 邮编: 518057 t (86-755) 26012053 f (86-755) 26710594 sgs.china@sgs.com

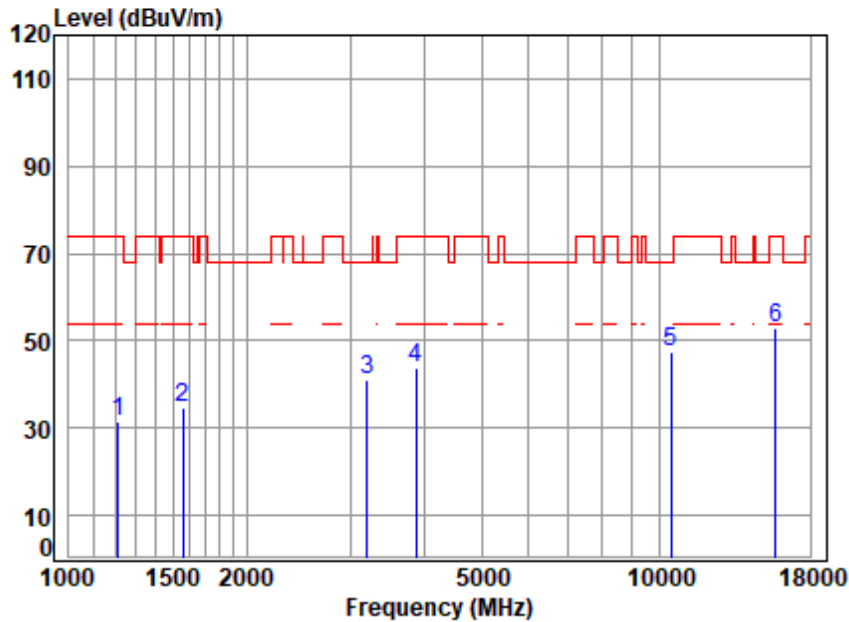
SGS-CSTC Standards Technical Services Co., Ltd. Shenzhen Branch

SZEMC-TRF-01 Rev. A/1

Report No.: SZCR250400160903

Page: 40 of 657

Test Mode: 01; Polarity: Vertical; Modulation:802.11ax(Full RU0); Bandwidth:20MHz; Channel:High



Site : chamber
Condition: 3m VERTICAL
Job No : 01609TL\01610TL
Mode : 5240 TX RSE
Note : 5G WIFI 11AX20

		Cable	Ant	Preamp	Read		Limit	Over	
	Freq	Loss	Factor	Factor	Level	Level	Line	Limit	Remark
	MHz	dB	dB/m	dB	dBuV	dBuV/m	dBuV/m	dB	
1	1210.174	3.70	24.54	54.68	58.04	31.60	74.00	-42.40	peak
2	1560.673	4.13	26.96	54.79	58.17	34.47	74.00	-39.53	peak
3	3196.094	6.25	32.87	54.85	56.69	40.96	68.20	-27.24	peak
4	3879.027	6.62	33.51	54.37	57.90	43.66	74.00	-30.34	peak
5	10480.000	11.33	37.26	53.10	52.10	47.59	68.20	-20.61	peak
6	15720.000	14.01	41.22	52.02	49.90	53.11	74.00	-20.89	peak



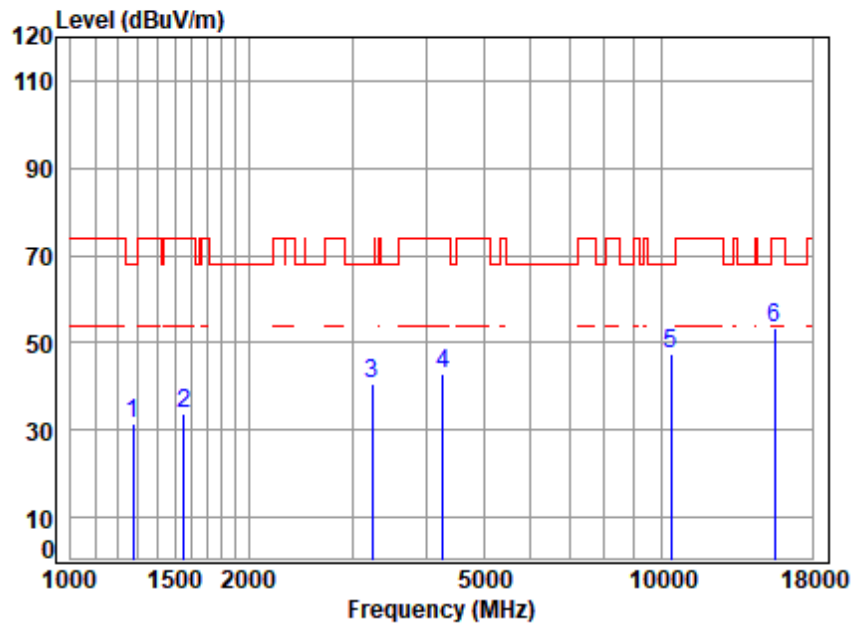
SGS-CSTC Standards Technical Services Co., Ltd.
Shenzhen Branch Testing & Calibration Laboratory

Unless otherwise agreed in writing, this document is issued by the Company subject to its General Conditions of Service printed overleaf, available on request or accessible at <https://www.sgs.com/en/Terms-and-Conditions>. Attention is drawn to the limitation of liability, indemnification and jurisdiction issues defined therein. Any holder of this document is advised that information contained hereon reflects the Company's findings at the time of its intervention only and within the limits of Client's instructions, if any. The Company's sole responsibility is to its Client and this document does not exonerate parties to a transaction from exercising all their rights and obligations under the transaction documents. This document cannot be reproduced except in full, without prior written approval of the Company. Any unauthorized alteration, forgery or falsification of the content or appearance of this document is unlawful and offenders may be prosecuted to the fullest extent of the law. Unless otherwise stated the results shown in this test report refer only to the sample(s) tested and such sample(s) are retained for 30 days only.

Attention: To check the authenticity of testing /inspection report & certificate, please contact us at telephone: (86-755) 8307 1443, or email: CN.Doccheck@sgs.com

No.1 Workshop, M-10, Middle Section, Science & Technology Park, Nanshan District, Shenzhen, Guangdong, China 518057 t (86-755) 26012053 f (86-755) 26710594 www.sgs.com.cn
中国·广东·深圳市南山区科技园中区M-10栋1号厂房 邮编: 518057 t (86-755) 26012053 f (86-755) 26710594 sgs.china@sgs.com

Test Mode: 01; Polarity: Horizontal; Modulation:802.11ax(Full RU0); Bandwidth:40MHz; Channel:Low

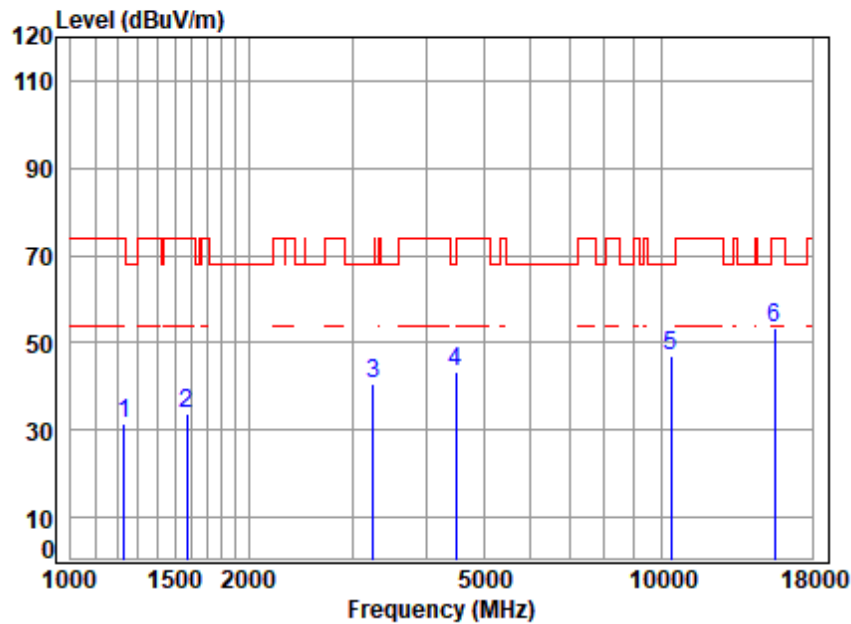


Site : chamber
Condition: 3m HORIZONTAL
Job No : 01609TL\01610TL
Mode : 5190 TX RSE
Note : 5G WIFI 11AX40

	Freq	Cable Loss	Ant Factor	Preamp Factor	Read Level	Level	Limit	Over Limit	Remark
	MHz	dB	dB/m	dB	dBuV	dBuV/m	dBuV/m	dB	
1	1274.802	3.78	24.95	54.71	57.37	31.39	68.20	-36.81	peak
2	1551.677	4.12	26.99	54.79	57.37	33.69	74.00	-40.31	peak
3	3233.260	6.29	32.37	54.82	56.76	40.60	68.20	-27.60	peak
4	4267.237	6.98	33.87	54.27	56.09	42.67	74.00	-31.33	peak
5	10380.000	11.17	37.10	53.12	52.51	47.66	68.20	-20.54	peak
6	15570.000	13.83	41.10	52.14	50.39	53.18	74.00	-20.82	peak



Test Mode: 01; Polarity: Vertical; Modulation:802.11ax(Full RU0); Bandwidth:40MHz; Channel:Low

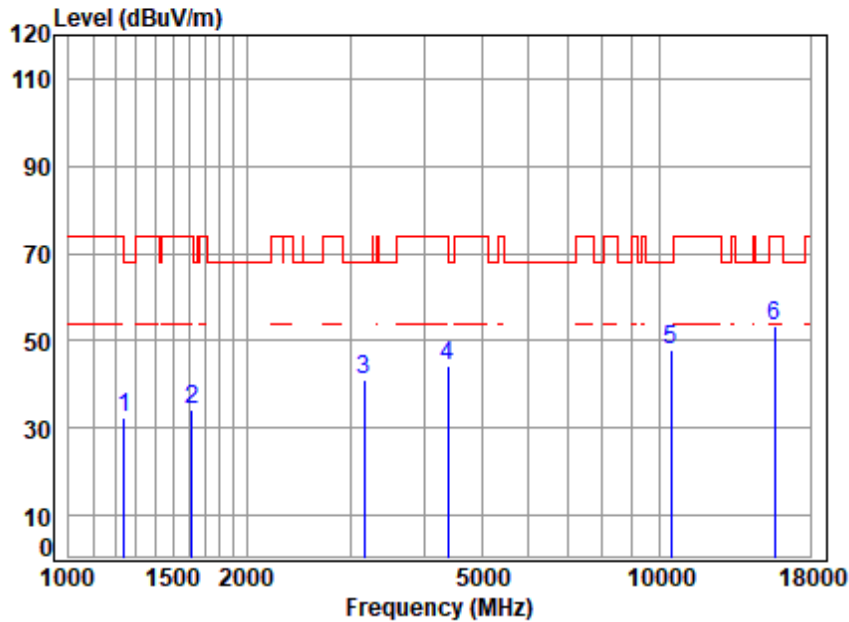


Site : chamber
Condition: 3m VERTICAL
Job No : 01609TL\01610TL
Mode : 5190 TX RSE
Note : 5G WIFI 11AX40

	Freq	Cable Loss	Ant Factor	Preamp Factor	Read Level	Level	Limit	Over	Remark
	MHz	dB	dB/m	dB	dBuV	dBuV/m	dBuV/m	dB	
1	1231.345	3.72	24.84	54.69	57.41	31.28	74.00	-42.72	peak
2	1574.265	4.15	26.90	54.80	57.53	33.78	74.00	-40.22	peak
3	3252.005	6.31	32.06	54.80	56.91	40.48	68.20	-27.72	peak
4	4495.125	7.24	33.66	54.25	56.63	43.28	68.20	-24.92	peak
5	10380.000	11.17	37.10	53.12	51.84	46.99	68.20	-21.21	peak
6	p15570.000	13.83	41.10	52.14	50.50	53.29	74.00	-20.71	peak



Test Mode: 01; Polarity: Horizontal; Modulation:802.11ax(Full RU0); Bandwidth:40MHz; Channel:High

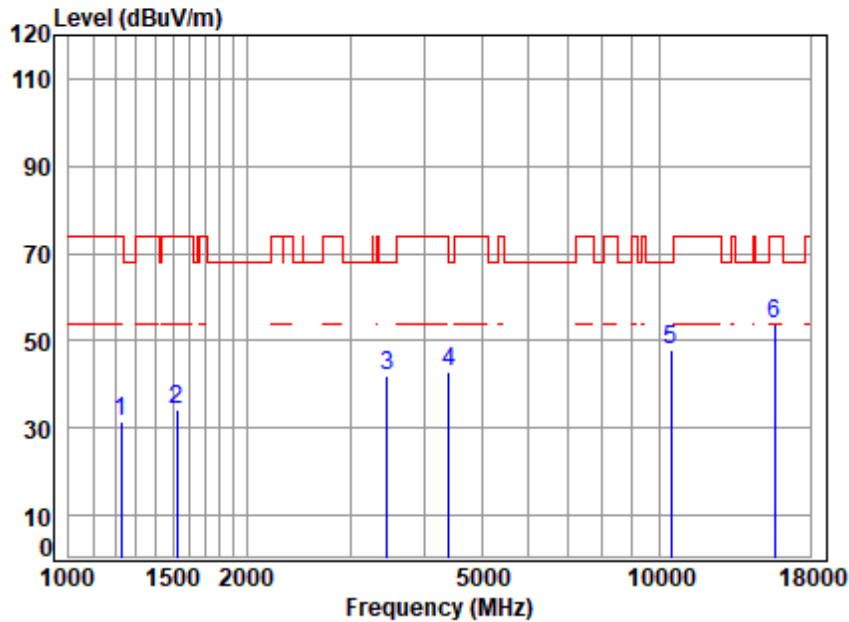


Site : chamber
Condition: 3m HORIZONTAL
Job No : 01609TL\01610TL
Mode : 5230 TX RSE
Note : 5G WIFI 11AX40

	Freq	Cable Loss	Ant Factor	Preamp Factor	Read Level	Level	Limit	Over	Remark
	MHz	dB	dB/m	dB	dBuV	dBuV/m	dBuV/m	dB	
1	1242.068	3.74	24.99	54.69	58.13	32.17	68.20	-36.03	peak
2	1615.754	4.21	26.64	54.81	58.30	34.34	74.00	-39.66	peak
3	3168.500	6.23	32.65	54.87	56.91	40.92	68.20	-27.28	peak
4	4379.699	7.11	34.64	54.26	56.75	44.24	74.00	-29.76	peak
5	10460.000	11.30	37.22	53.11	52.33	47.74	68.20	-20.46	peak
6	15690.000	13.97	41.19	52.04	50.11	53.23	74.00	-20.77	peak



Test Mode: 01; Polarity: Vertical; Modulation:802.11ax(Full RU0); Bandwidth:40MHz; Channel:High



Site : chamber
Condition: 3m VERTICAL
Job No : 01609TL\01610TL
Mode : 5230 TX RSE
Note : 5G WIFI 11AX40

	Freq	Cable Loss	Ant Factor	Preamp Factor	Read Level	Level	Limit	Over Limit	Remark
	MHz	dB	dB/m	dB	dBuV	dBuV/m	dBuV/m	dB	
1	1227.791	3.72	24.79	54.69	57.64	31.46	74.00	-42.54	peak
2	1525.000	4.08	26.90	54.78	58.08	34.28	74.00	-39.72	peak
3	3455.508	6.48	31.78	54.66	58.23	41.83	68.20	-26.37	peak
4	4405.090	7.14	34.74	54.26	55.12	42.74	68.20	-25.46	peak
5	10460.000	11.30	37.22	53.11	52.60	48.01	68.20	-20.19	peak
6	p15690.000	13.97	41.19	52.04	50.80	53.92	74.00	-20.08	peak



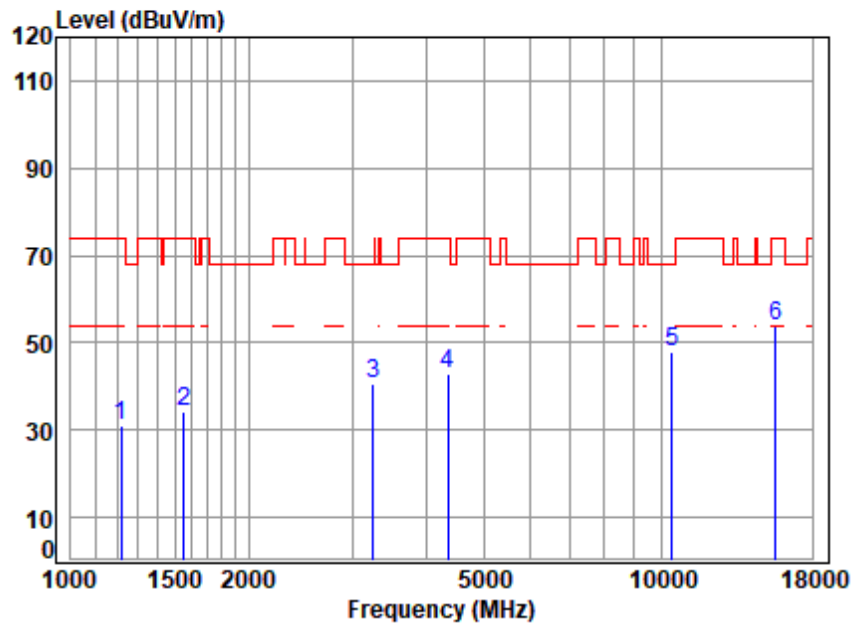
SGS-CSTC Standards Technical Services Co., Ltd. Shenzhen Branch

SZEMC-TRF-01 Rev. A/1

Report No.: SZCR250400160903

Page: 45 of 657

Test Mode: 01; Polarity: Horizontal; Modulation: 802.11ax(Full RU0); Bandwidth: 80MHz; Channel: middle



Site : chamber
 Condition: 3m HORIZONTAL
 Job No : 01609TL\01610TL
 Mode : 5210 TX RSE
 Note : 5G WIFI 11AX80

	Freq	Cable Loss	Ant Factor	Preamp Factor	Read Level	Level	Limit	Over	Remark
	MHz	dB	dB/m	dB	dBuV	dBuV/m	dBuV/m	dB	
1	1217.190	3.71	24.64	54.69	57.50	31.16	74.00	-42.84	peak
2	1556.169	4.12	26.98	54.79	57.77	34.08	74.00	-39.92	peak
3	3252.005	6.31	32.06	54.80	56.95	40.52	68.20	-27.68	peak
4	4354.454	7.08	34.44	54.26	55.56	42.82	74.00	-31.18	peak
5	10420.000	11.23	37.14	53.11	52.58	47.84	68.20	-20.36	peak
6	15630.000	13.90	41.13	52.09	50.82	53.76	74.00	-20.24	peak



SGS-CSTC Standards Technical Services Co., Ltd.
 Shenzhen Branch Inspection & Testing Laboratory

Unless otherwise agreed in writing, this document is issued by the Company subject to its General Conditions of Service printed overleaf, available on request or accessible at <https://www.sgs.com/en/Terms-and-Conditions>. Attention is drawn to the limitation of liability, indemnification and jurisdiction issues defined therein. Any holder of this document is advised that information contained hereon reflects the Company's findings at the time of its intervention only and within the limits of Client's instructions, if any. The Company's sole responsibility is to its Client and this document does not exonerate parties to a transaction from exercising all their rights and obligations under the transaction documents. This document cannot be reproduced except in full, without prior written approval of the Company. Any unauthorized alteration, forgery or falsification of the content or appearance of this document is unlawful and offenders may be prosecuted to the fullest extent of the law. Unless otherwise stated the results shown in this test report refer only to the sample(s) tested and such sample(s) are retained for 30 days only.

Attention: To check the authenticity of testing /inspection report & certificate, please contact us at telephone: (86-755) 8307 1443, or email: CN.Doccheck@sgs.com
 No.1 Workshop, M-10, Middle Section, Science & Technology Park, Nanshan District, Shenzhen, Guangdong, China 518057 t (86-755) 26012053 f (86-755) 26710594 www.ssgroup.com.cn
 中国·广东·深圳市南山区科技园中区M-10栋1号厂房 邮编: 518057 t (86-755) 26012053 f (86-755) 26710594 sgs.china@sgs.com

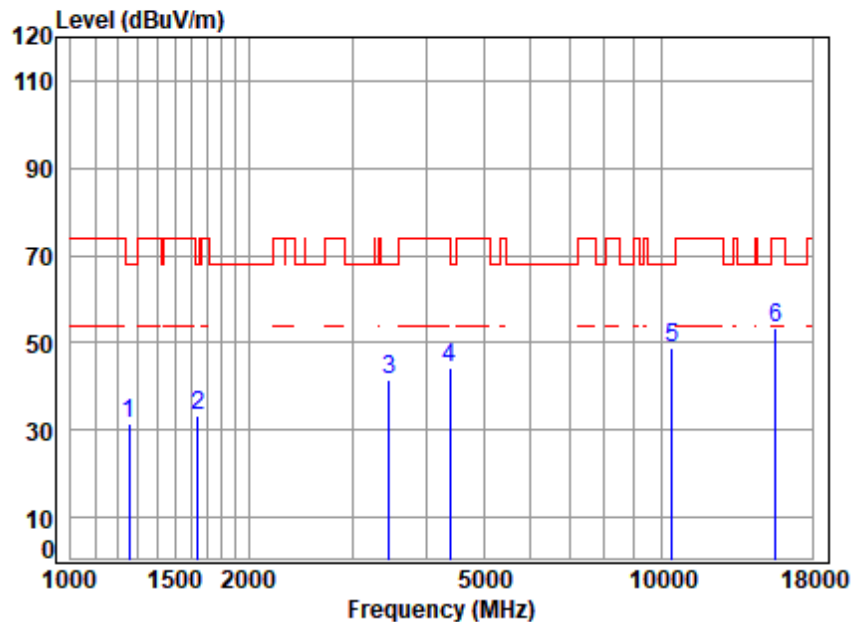
SGS-CSTC Standards Technical Services Co., Ltd. Shenzhen Branch

SZEMC-TRF-01 Rev. A/1

Report No.: SZCR250400160903

Page: 46 of 657

Test Mode: 01; Polarity: Vertical; Modulation:802.11ax(Full RU0); Bandwidth:80MHz; Channel:middle



Site : chamber
Condition: 3m VERTICAL
Job No : 01609TL\01610TL
Mode : 5210 TX RSE
Note : 5G WIFI 11AX80

	Freq	Cable Loss	Ant Factor	Preamp Factor	Read Level	Level	Limit	Over Limit	Remark
	MHz	dB	dB/m	dB	dBuV	dBuV/m	dBuV/m	dB	
1	1256.512	3.76	25.06	54.70	57.18	31.30	68.20	-36.90	peak
2	1639.274	4.24	26.41	54.81	57.55	33.39	68.20	-34.81	peak
3	3455.508	6.48	31.78	54.66	58.11	41.71	68.20	-26.49	peak
4	4379.699	7.11	34.64	54.26	56.74	44.23	74.00	-29.77	peak
5	10420.000	11.23	37.14	53.11	53.35	48.61	68.20	-19.59	peak
6	15630.000	13.90	41.13	52.09	50.26	53.20	74.00	-20.80	peak

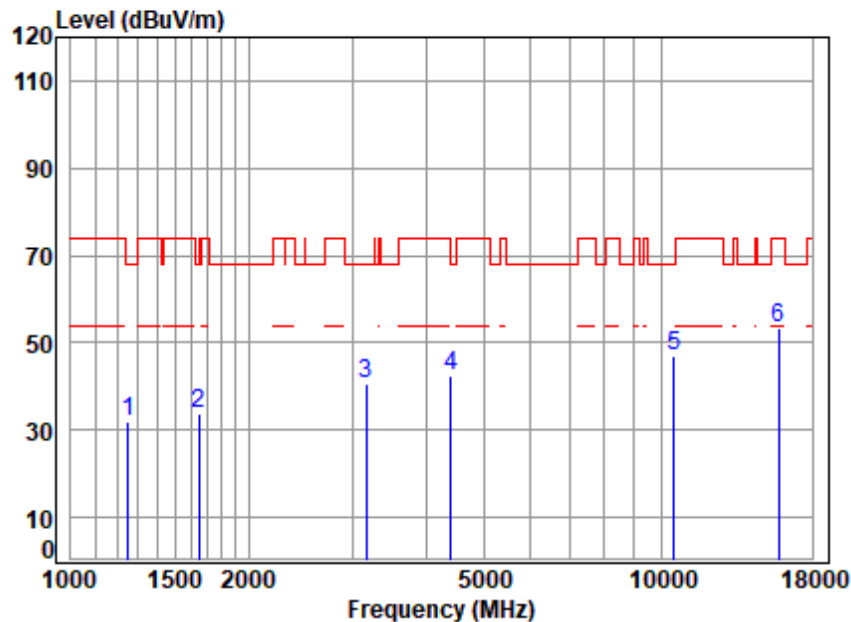


SGS-CSTC Standards Technical Services Co., Ltd.
Shenzhen Branch

Unless otherwise agreed in writing, this document is issued by the Company subject to its General Conditions of Service printed overleaf, available on request or accessible at <https://www.sgs.com/en/Terms-and-Conditions>. Attention is drawn to the limitation of liability, indemnification and jurisdiction issues defined therein. Any holder of this document is advised that information contained hereon reflects the Company's findings at the time of its intervention only and within the limits of Client's instructions, if any. The Company's sole responsibility is to its Client and this document does not exonerate parties to a transaction from exercising all their rights and obligations under the transaction documents. This document cannot be reproduced except in full, without prior written approval of the Company. Any unauthorized alteration, forgery or falsification of the content or appearance of this document is unlawful and offenders may be prosecuted to the fullest extent of the law. Unless otherwise stated the results shown in this test report refer only to the sample(s) tested and such sample(s) are retained for 30 days only.

Attention: To check the authenticity of testing /inspection report & certificate, please contact us at telephone: (86-755) 8307 1443, or email: CN.Doccheck@sgs.com
No.1 Workshop, M-10, Middle Section, Science & Technology Park, Nanshan District, Shenzhen, Guangdong, China 518057 t (86-755) 26012053 f (86-755) 26710594 www.sgs.com.cn
中国·广东·深圳市南山区科技园中区M-10栋1号厂房 邮编: 518057 t (86-755) 26012053 f (86-755) 26710594 sgs.china@sgs.com

Test Mode: 02; Polarity: Horizontal; Modulation:802.11a; Bandwidth:20MHz; Channel:Low

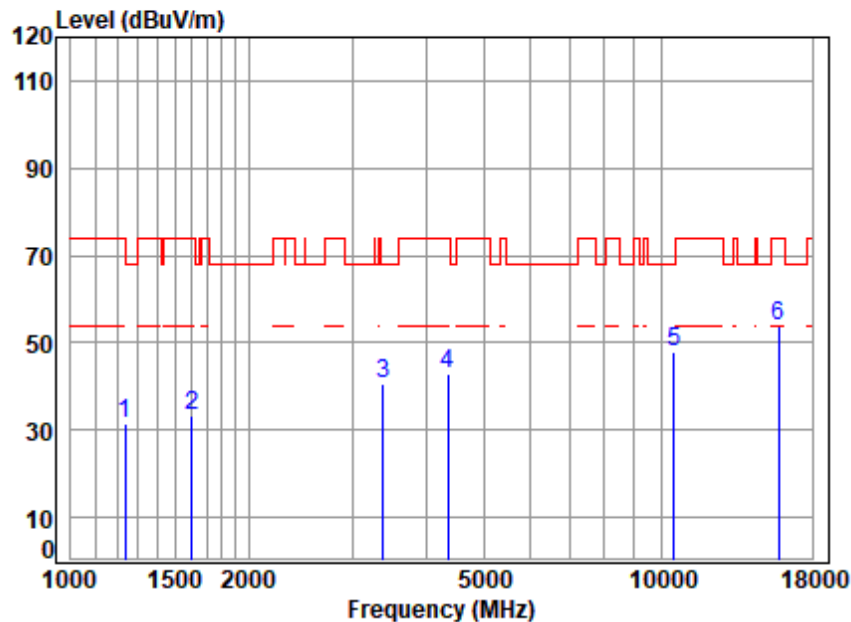


Site : chamber
Condition: 3m HORIZONTAL
Job No : 01609TL\01610TL
Mode : 5260 TX RSE
Note : 5G WIFI 11A

		Cable	Ant	Preamp	Read		Limit	Over	
	Freq	Loss	Factor	Factor	Level	Level	Line	Limit	Remark
	MHz	dB	dB/m	dB	dBuV	dBuV/m	dBuV/m	dB	
1	1252.885	3.75	25.08	54.70	57.95	32.08	68.20	-36.12	peak
2	1648.778	4.25	26.31	54.82	57.83	33.57	68.20	-34.63	peak
3	3168.500	6.23	32.65	54.87	56.50	40.51	68.20	-27.69	peak
4	4405.090	7.14	34.74	54.26	54.86	42.48	68.20	-25.72	peak
5	10520.000	11.37	37.30	53.09	51.53	47.11	68.20	-21.09	peak
6	p15780.000	14.08	41.28	51.97	50.05	53.44	74.00	-20.56	peak



Test Mode: 02; Polarity: Vertical; Modulation:802.11a; Bandwidth:20MHz; Channel:Low

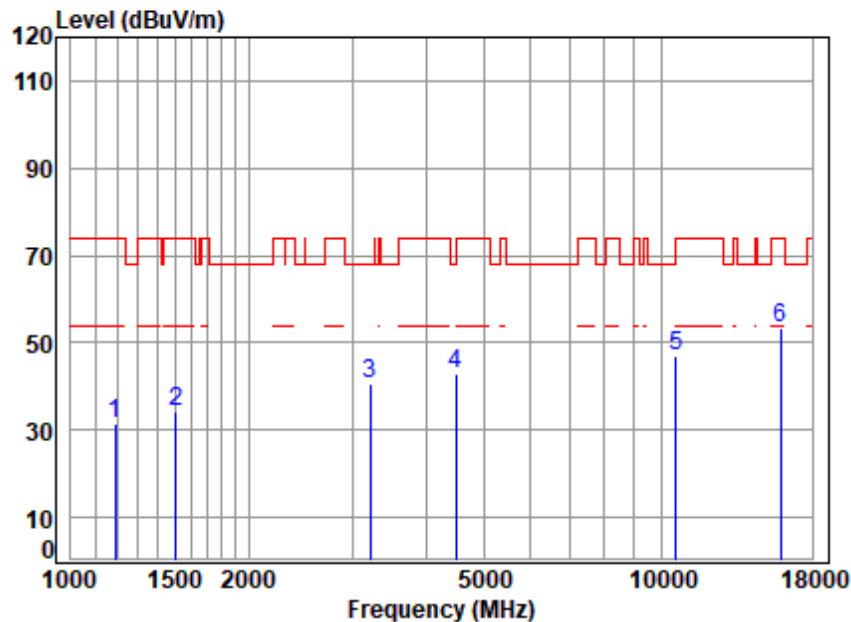


Site : chamber
 Condition: 3m VERTICAL
 Job No : 01609TL\01610TL
 Mode : 5260 TX RSE
 Note : 5G WIFI 11A

	Freq	Cable Loss	Ant Factor	Preamp Factor	Read Level	Level	Limit Line	Over Limit	Remark
	MHz	dB	dB/m	dB	dBuV	dBuV/m	dBuV/m	dB	
1	1234.909	3.73	24.89	54.69	57.41	31.34	74.00	-42.66	peak
2	1606.441	4.19	26.74	54.81	57.33	33.45	74.00	-40.55	peak
3	3386.297	6.42	32.32	54.71	56.52	40.55	68.20	-27.65	peak
4	4354.454	7.08	34.44	54.26	55.74	43.00	74.00	-31.00	peak
5	10520.000	11.37	37.30	53.09	52.35	47.93	68.20	-20.27	peak
6	15780.000	14.08	41.28	51.97	50.32	53.71	74.00	-20.29	peak



Test Mode: 02; Polarity: Horizontal; Modulation:802.11a; Bandwidth:20MHz; Channel:middle

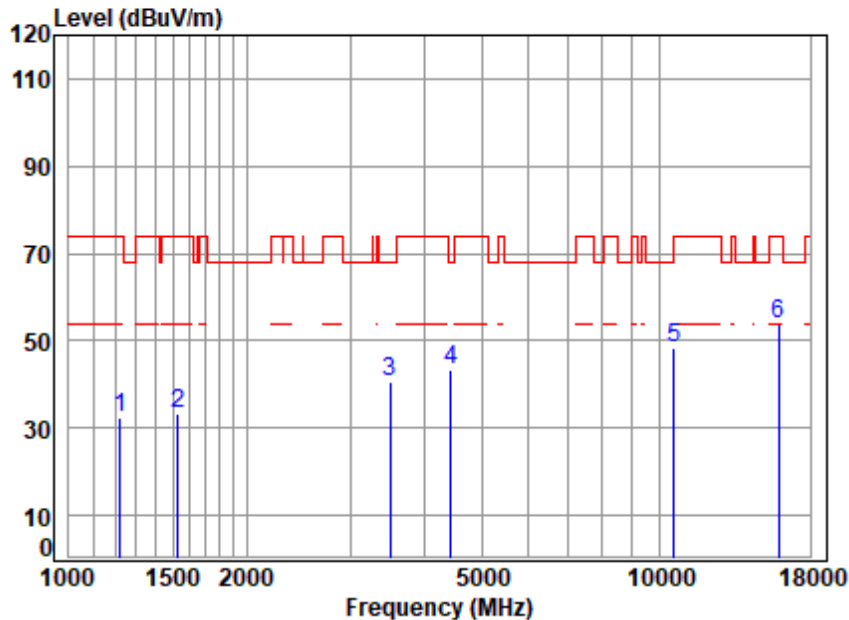


Site : chamber
Condition: 3m HORIZONTAL
Job No : 01609TL\01610TL
Mode : 5300 TX RSE
Note : 5G WIFI 11A

	Freq	Cable Loss	Ant Factor	Preamp Factor	Read Level	Level	Limit	Over Limit	Remark
	MHz	dB	dB/m	dB	dBuV	dBuV/m	dBuV/m	dB	
1	1189.368	3.67	24.29	54.68	58.05	31.33	74.00	-42.67	peak
2	1507.470	4.05	26.83	54.78	58.18	34.28	74.00	-39.72	peak
3	3214.623	6.27	32.67	54.83	56.69	40.80	68.20	-27.40	peak
4	4482.150	7.23	33.81	54.25	56.11	42.90	68.20	-25.30	peak
5	10600.000	11.43	37.30	53.08	51.53	47.18	68.20	-21.02	peak
6	p15900.000	14.23	41.40	51.88	49.58	53.33	74.00	-20.67	peak



Test Mode: 02; Polarity: Vertical; Modulation:802.11a; Bandwidth:20MHz; Channel:middle

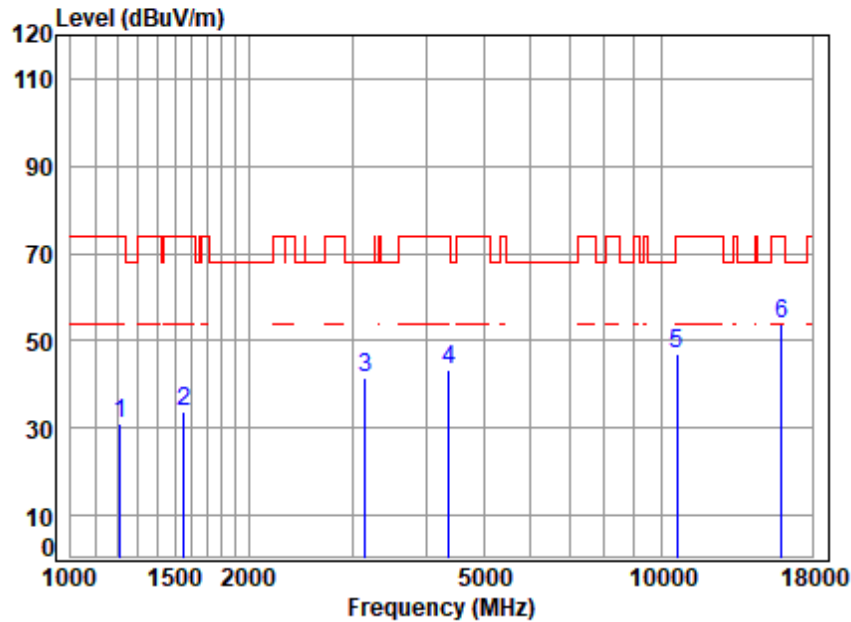


Site : chamber
 Condition: 3m VERTICAL
 Job No : 01609TL\01610TL
 Mode : 5300 TX RSE
 Note : 5G WIFI 11A

	Freq	Cable Loss	Ant Factor	Preamp Factor	Read Level	Level	Limit	Over Limit	Remark
	MHz	dB	dB/m	dB	dBuV	dBuV/m	dBuV/m	dB	
1	1224.247	3.71	24.74	54.69	58.52	32.28	74.00	-41.72	peak
2	1529.414	4.08	26.92	54.78	57.22	33.44	74.00	-40.56	peak
3	3495.691	6.52	31.62	54.63	57.15	40.66	68.20	-27.54	peak
4	4430.628	7.17	34.43	54.25	55.87	43.22	68.20	-24.98	peak
5	10600.000	11.43	37.30	53.08	52.77	48.42	68.20	-19.78	peak
6	15900.000	14.23	41.40	51.88	50.03	53.78	74.00	-20.22	peak



Test Mode: 02; Polarity: Horizontal; Modulation:802.11a; Bandwidth:20MHz; Channel:High

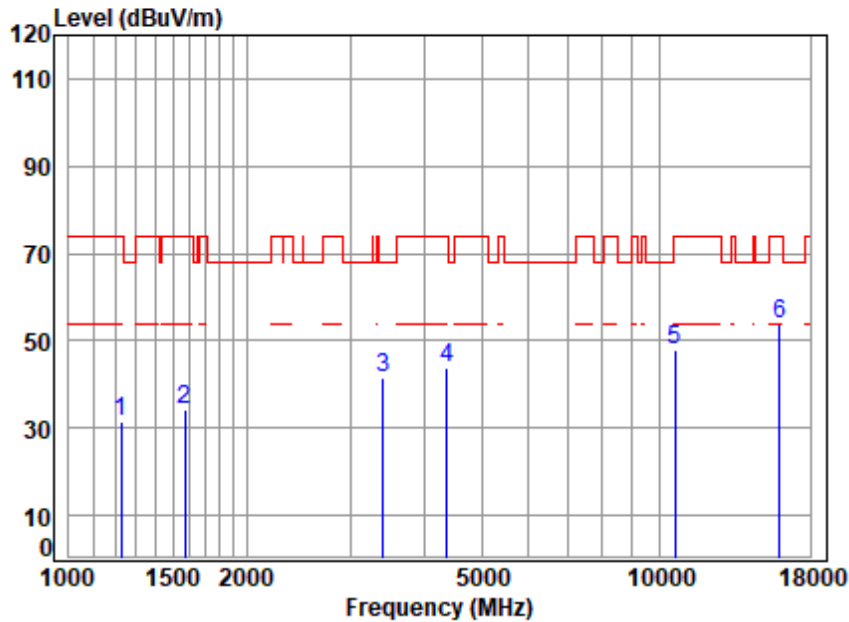


Site : chamber
Condition: 3m HORIZONTAL
Job No : 01609TL\01610TL
Mode : 5320 TX RSE
Note : 5G WIFI 11A

	Freq	Cable Loss	Ant Factor	Preamp Factor	Read Level	Level	Limit	Over Limit	Remark
	MHz	dB	dB/m	dB	dBuV	dBuV/m	dBuV/m	dB	
1	1213.677	3.70	24.59	54.68	57.22	30.83	74.00	-43.17	peak
2	1556.169	4.12	26.98	54.79	57.65	33.96	74.00	-40.04	peak
3	3150.237	6.21	32.50	54.88	57.78	41.61	68.20	-26.59	peak
4	4367.058	7.10	34.54	54.26	55.95	43.33	74.00	-30.67	peak
5	10640.000	11.45	37.22	53.07	51.57	47.17	74.00	-26.83	peak
6	p15960.000	14.30	41.52	51.83	49.76	53.75	74.00	-20.25	peak



Test Mode: 02; Polarity: Vertical; Modulation:802.11a; Bandwidth:20MHz; Channel:High



Site : chamber
Condition: 3m VERTICAL
Job No : 01609TL\01610TL
Mode : 5320 TX RSE
Note : 5G WIFI 11A

	Freq	Cable Loss	Ant Factor	Preamp Factor	Read Level	Level	Limit	Over Limit	Remark
	MHz	dB	dB/m	dB	dBuV	dBuV/m	dBuV/m	dB	
1	1227.791	3.72	24.79	54.69	57.89	31.71	74.00	-42.29	peak
2	1574.265	4.15	26.90	54.80	58.13	34.38	74.00	-39.62	peak
3	3405.929	6.44	32.33	54.69	57.66	41.74	68.20	-26.46	peak
4	4367.058	7.10	34.54	54.26	56.24	43.62	74.00	-30.38	peak
5	10640.000	11.45	37.22	53.07	52.48	48.08	74.00	-25.92	peak
6	p15960.000	14.30	41.52	51.83	49.68	53.67	74.00	-20.33	peak



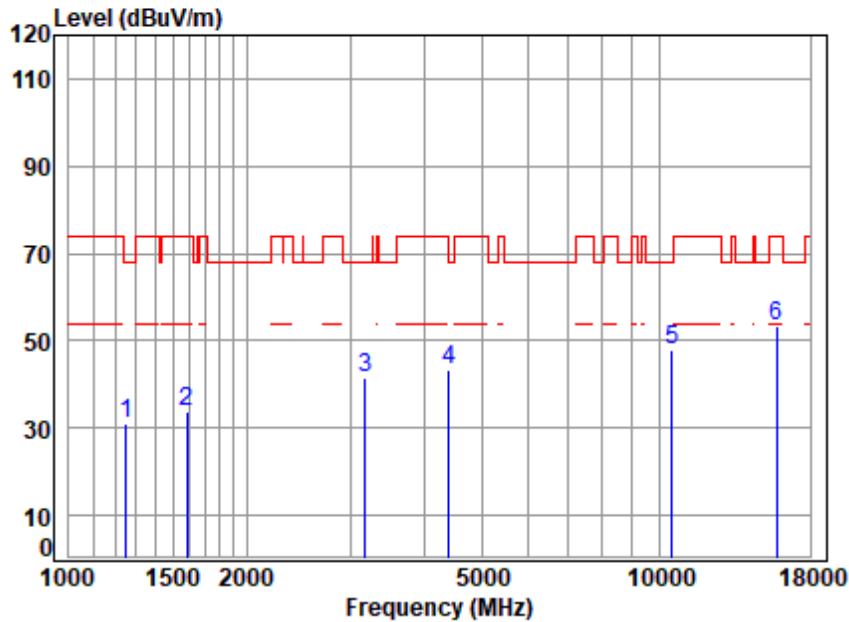
SGS-CSTC Standards Technical Services Co., Ltd. Shenzhen Branch

SZEMC-TRF-01 Rev. A/1

Report No.: SZCR250400160903

Page: 53 of 657

Test Mode: 02; Polarity: Horizontal; Modulation: 802.11ax(Full RU0); Bandwidth: 20MHz; Channel: Low



Site : chamber
Condition: 3m HORIZONTAL
Job No : 01609TL\01610TL
Mode : 5260 TX RSE
Note : 5G WIFI 11AX20

	Freq	Cable Loss	Ant Factor	Preamp Factor	Read Level	Level	Limit	Over Limit	Remark
	MHz	dB	dB/m	dB	dBuV	dBuV/m	dBuV/m	dB	
1	1249.269	3.75	25.09	54.70	57.02	31.16	68.20	-37.04	peak
2	1587.975	4.17	26.85	54.80	57.43	33.65	74.00	-40.35	peak
3	3177.672	6.24	32.72	54.86	57.20	41.30	68.20	-26.90	peak
4	4405.090	7.14	34.74	54.26	55.71	43.33	68.20	-24.87	peak
5	10520.000	11.37	37.30	53.09	52.42	48.00	68.20	-20.20	peak
6	15780.000	14.08	41.28	51.97	50.18	53.57	74.00	-20.43	peak



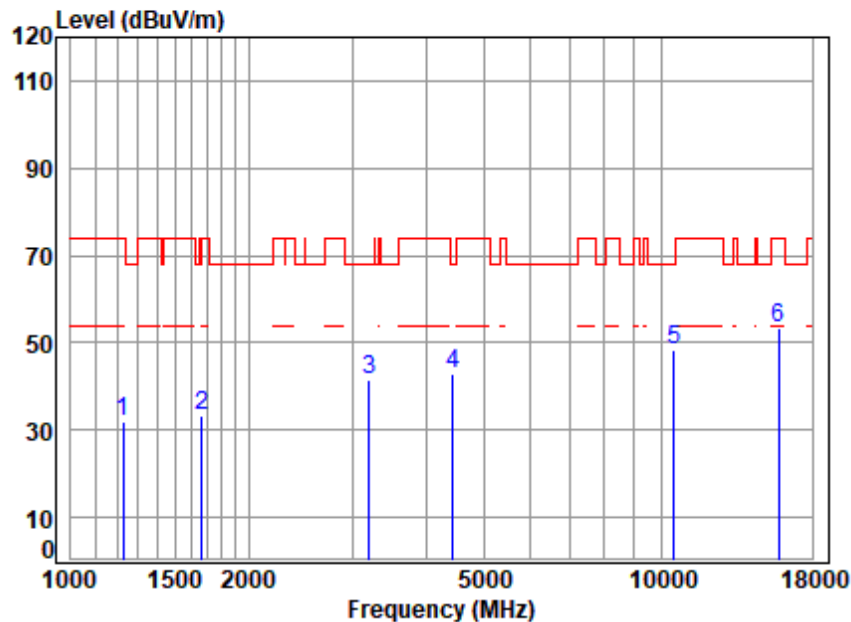
SGS-CSTC Standards Technical Services Co., Ltd.
Shenzhen Branch

Unless otherwise agreed in writing, this document is issued by the Company subject to its General Conditions of Service printed overleaf, available on request or accessible at <https://www.sgs.com/en/Terms-and-Conditions>. Attention is drawn to the limitation of liability, indemnification and jurisdiction issues defined therein. Any holder of this document is advised that information contained hereon reflects the Company's findings at the time of its intervention only and within the limits of Client's instructions, if any. The Company's sole responsibility is to its Client and this document does not exonerate parties to a transaction from exercising all their rights and obligations under the transaction documents. This document cannot be reproduced except in full, without prior written approval of the Company. Any unauthorized alteration, forgery or falsification of the content or appearance of this document is unlawful and offenders may be prosecuted to the fullest extent of the law. Unless otherwise stated the results shown in this test report refer only to the sample(s) tested and such sample(s) are retained for 30 days only.

Attention: To check the authenticity of testing / inspection report & certificate, please contact us at telephone: (86-755) 8307 1443, or email: CN.Doccheck@sgs.com

No.1 Workshop, M-10, Middle Section, Science & Technology Park, Nanshan District, Shenzhen, Guangdong, China 518057 t (86-755) 26012053 f (86-755) 26710594 www.sgs.com.cn
中国·广东·深圳市南山区科技园中区M-10栋1号厂房 邮编: 518057 t (86-755) 26012053 f (86-755) 26710594 sgs.china@sgs.com

Test Mode: 02; Polarity: Vertical; Modulation:802.11ax(Full RU0); Bandwidth:20MHz; Channel:Low



Site : chamber
Condition: 3m VERTICAL
Job No : 01609TL\01610TL
Mode : 5260 TX RSE
Note : 5G WIFI 11AX20

	Freq	Cable Loss	Ant Factor	Preamp Factor	Read Level	Level	Limit	Over Limit	Remark
	MHz	dB	dB/m	dB	dBuV	dBuV/m	dBuV/m	dB	
1	1227.791	3.72	24.79	54.69	58.09	31.91	74.00	-42.09	peak
2	1667.951	4.28	26.26	54.82	57.54	33.26	74.00	-40.74	peak
3	3205.345	6.26	32.81	54.84	57.23	41.46	68.20	-26.74	peak
4	4430.628	7.17	34.43	54.25	55.76	43.11	68.20	-25.09	peak
5	10520.000	11.37	37.30	53.09	52.87	48.45	68.20	-19.75	peak
6	15780.000	14.08	41.28	51.97	50.16	53.55	74.00	-20.45	peak



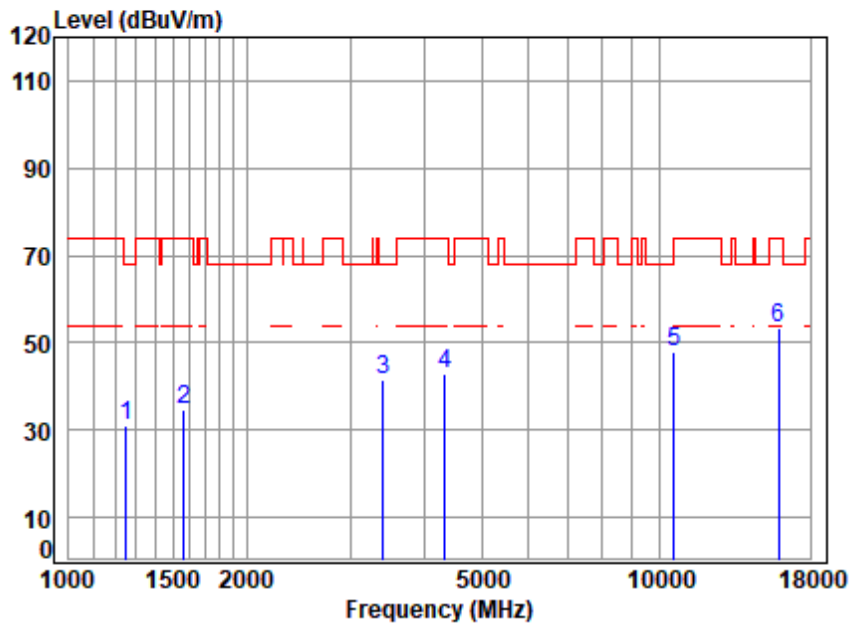
SGS-CSTC Standards Technical Services Co., Ltd. Shenzhen Branch

SZEMC-TRF-01 Rev. A/1

Report No.: SZCR250400160903

Page: 55 of 657

Test Mode: 02; Polarity: Horizontal; Modulation: 802.11ax(Full RU0); Bandwidth: 20MHz; Channel: middle



Site : chamber
Condition: 3m HORIZONTAL
Job No : 01609TL\01610TL
Mode : 5300 TX RSE
Note : 5G WIFI 11AX20

	Freq	Cable Loss	Ant Factor	Preamp Factor	Read Level	Level	Limit	Over Limit	Remark
	MHz	dB	dB/m	dB	dBuV	dBuV/m	dBuV/m	dB	
1	1249.269	3.75	25.09	54.70	56.96	31.10	68.20	-37.10	peak
2	1565.191	4.14	26.94	54.79	58.45	34.74	74.00	-39.26	peak
3	3405.929	6.44	32.33	54.69	57.33	41.41	68.20	-26.79	peak
4	4341.886	7.07	34.34	54.26	55.91	43.06	74.00	-30.94	peak
5	10600.000	11.43	37.30	53.08	52.46	48.11	68.20	-20.09	peak
6	15900.000	14.23	41.40	51.88	49.76	53.51	74.00	-20.49	peak



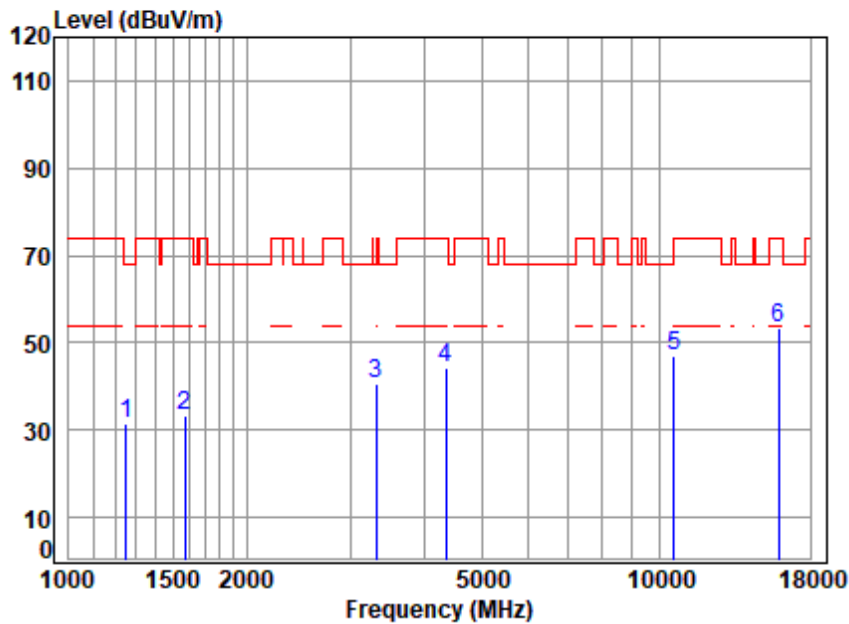
SGS-CSTC Standards Technical Services Co., Ltd.
Shenzhen Branch

Unless otherwise agreed in writing, this document is issued by the Company subject to its General Conditions of Service printed overleaf, available on request or accessible at <https://www.sgs.com/en/Terms-and-Conditions>. Attention is drawn to the limitation of liability, indemnification and jurisdiction issues defined therein. Any holder of this document is advised that information contained hereon reflects the Company's findings at the time of its intervention only and within the limits of Client's instructions, if any. The Company's sole responsibility is to its Client and this document does not exonerate parties to a transaction from exercising all their rights and obligations under the transaction documents. This document cannot be reproduced except in full, without prior written approval of the Company. Any unauthorized alteration, forgery or falsification of the content or appearance of this document is unlawful and offenders may be prosecuted to the fullest extent of the law. Unless otherwise stated the results shown in this test report refer only to the sample(s) tested and such sample(s) are retained for 30 days only.

Attention: To check the authenticity of testing /inspection report & certificate, please contact us at telephone: (86-755) 8307 1443, or email: CN.Doccheck@sgs.com

No.1 Workshop, M-10, Middle Section, Science & Technology Park, Nanshan District, Shenzhen, Guangdong, China 518057 t (86-755) 26012053 f (86-755) 26710594 www.sgs.com.cn
中国·广东·深圳市南山区科技园中区M-10栋1号厂房 邮编: 518057 t (86-755) 26012053 f (86-755) 26710594 sgs.china@sgs.com

Test Mode: 02; Polarity: Vertical; Modulation:802.11ax(Full RU0); Bandwidth:20MHz; Channel:middle

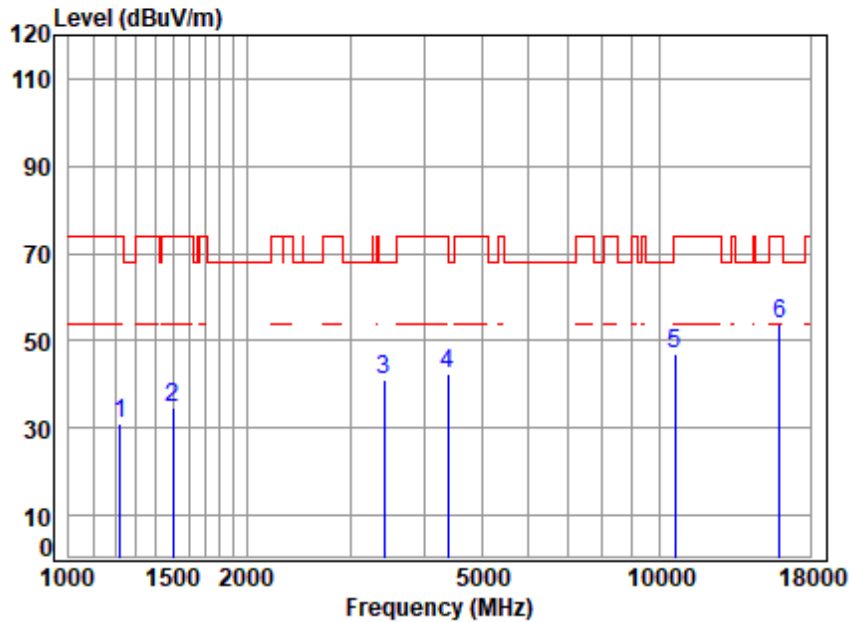


Site : chamber
Condition: 3m VERTICAL
Job No : 01609TL\01610TL
Mode : 5300 TX RSE
Note : 5G WIFI 11AX20

	Freq	Cable Loss	Ant Factor	Preamp Factor	Read Level	Level	Limit	Over	Remark
	MHz	dB	dB/m	dB	dBuV	dBuV/m	dBuV/m	dB	
1	1252.885	3.75	25.08	54.70	57.21	31.34	68.20	-36.86	peak
2	1574.265	4.15	26.90	54.80	56.98	33.23	74.00	-40.77	peak
3	3318.471	6.36	31.53	54.75	57.50	40.64	68.20	-27.56	peak
4	4354.454	7.08	34.44	54.26	56.98	44.24	74.00	-29.76	peak
5	10600.000	11.43	37.30	53.08	51.33	46.98	68.20	-21.22	peak
6	p15900.000	14.23	41.40	51.88	49.78	53.53	74.00	-20.47	peak



Test Mode: 02; Polarity: Horizontal; Modulation:802.11ax(Full RU0); Bandwidth:20MHz; Channel:High



Site : chamber
Condition: 3m HORIZONTAL
Job No : 01609TL\01610TL
Mode : 5320 TX RSE
Note : 5G WIFI 11AX20

		Cable	Ant	Preamp	Read		Limit	Over	
	Freq	Loss	Factor	Factor	Level	Level	Line	Limit	Remark
	MHz	dB	dB/m	dB	dBuV	dBuV/m	dBuV/m	dB	
1	1220.714	3.71	24.69	54.69	57.31	31.02	74.00	-42.98	peak
2	1498.781	4.04	26.77	54.78	58.74	34.77	74.00	-39.23	peak
3	3415.787	6.45	32.21	54.68	56.90	40.88	68.20	-27.32	peak
4	4379.699	7.11	34.64	54.26	54.98	42.47	74.00	-31.53	peak
5	10640.000	11.45	37.22	53.07	51.53	47.13	74.00	-26.87	peak
6	p15960.000	14.30	41.52	51.83	49.73	53.72	74.00	-20.28	peak



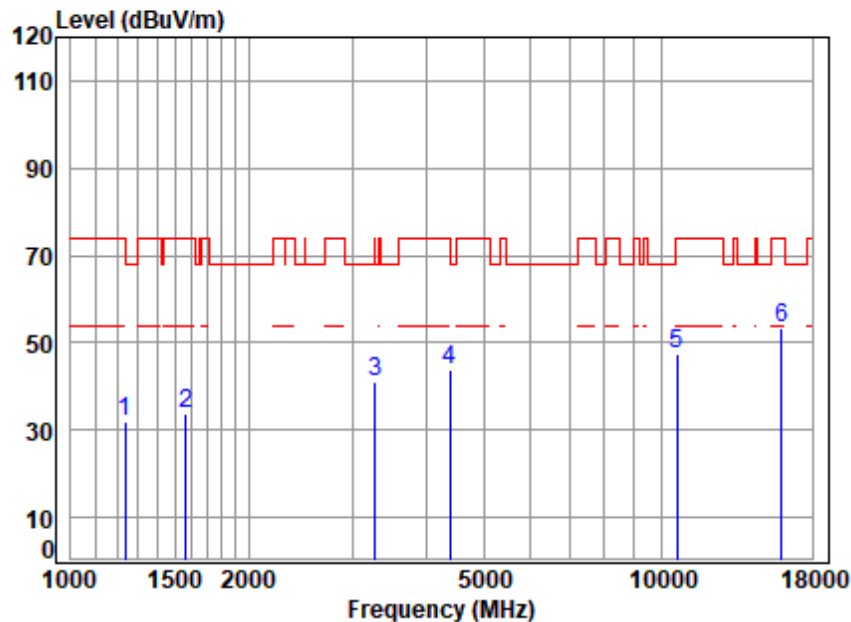
SGS-CSTC Standards Technical Services Co., Ltd. Shenzhen Branch

SZEMC-TRF-01 Rev. A/1

Report No.: SZCR250400160903

Page: 58 of 657

Test Mode: 02; Polarity: Vertical; Modulation:802.11ax(Full RU0); Bandwidth:20MHz; Channel:High



Site : chamber
Condition: 3m VERTICAL
Job No : 01609TL\01610TL
Mode : 5320 TX RSE
Note : 5G WIFI 11AX20

		Cable	Ant	Preamp	Read		Limit	Over	
	Freq	Loss	Factor	Factor	Level	Level	Line	Limit	Remark
	MHz	dB	dB/m	dB	dBuV	dBuV/m	dBuV/m	dB	
1	1234.909	3.73	24.89	54.69	58.01	31.94	74.00	-42.06	peak
2	1569.721	4.14	26.92	54.80	57.72	33.98	74.00	-40.02	peak
3	3280.326	6.33	31.55	54.78	58.13	41.23	68.20	-26.97	peak
4	4379.699	7.11	34.64	54.26	56.34	43.83	74.00	-30.17	peak
5	10640.000	11.45	37.22	53.07	52.05	47.65	74.00	-26.35	peak
6	p15960.000	14.30	41.52	51.83	49.33	53.32	74.00	-20.68	peak



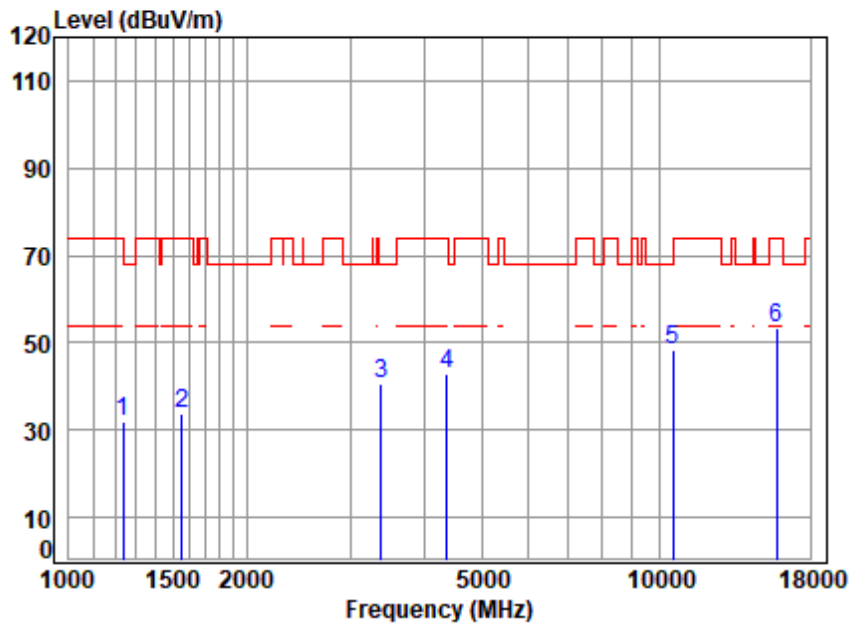
SGS-CSTC Standards Technical Services Co., Ltd.
Shenzhen Branch Inspection & Testing Laboratory

Unless otherwise agreed in writing, this document is issued by the Company subject to its General Conditions of Service printed overleaf, available on request or accessible at <https://www.sgs.com/en/Terms-and-Conditions>. Attention is drawn to the limitation of liability, indemnification and jurisdiction issues defined therein. Any holder of this document is advised that information contained hereon reflects the Company's findings at the time of its intervention only and within the limits of Client's instructions, if any. The Company's sole responsibility is to its Client and this document does not exonerate parties to a transaction from exercising all their rights and obligations under the transaction documents. This document cannot be reproduced except in full, without prior written approval of the Company. Any unauthorized alteration, forgery or falsification of the content or appearance of this document is unlawful and offenders may be prosecuted to the fullest extent of the law. Unless otherwise stated the results shown in this test report refer only to the sample(s) tested and such sample(s) are retained for 30 days only.

Attention: To check the authenticity of testing /inspection report & certificate, please contact us at telephone: (86-755) 8307 1443, or email: CN.Doccheck@sgs.com

No.1 Workshop, M-10, Middle Section, Science & Technology Park, Nanshan District, Shenzhen, Guangdong, China 518057 t (86-755) 26012053 f (86-755) 26710594 www.sgs.com.cn
中国·广东·深圳市南山区科技园中区M-10栋1号厂房 邮编: 518057 t (86-755) 26012053 f (86-755) 26710594 sgs.china@sgs.com

Test Mode: 02; Polarity: Horizontal; Modulation: 802.11ax(Full RU0); Bandwidth: 40MHz; Channel: Low

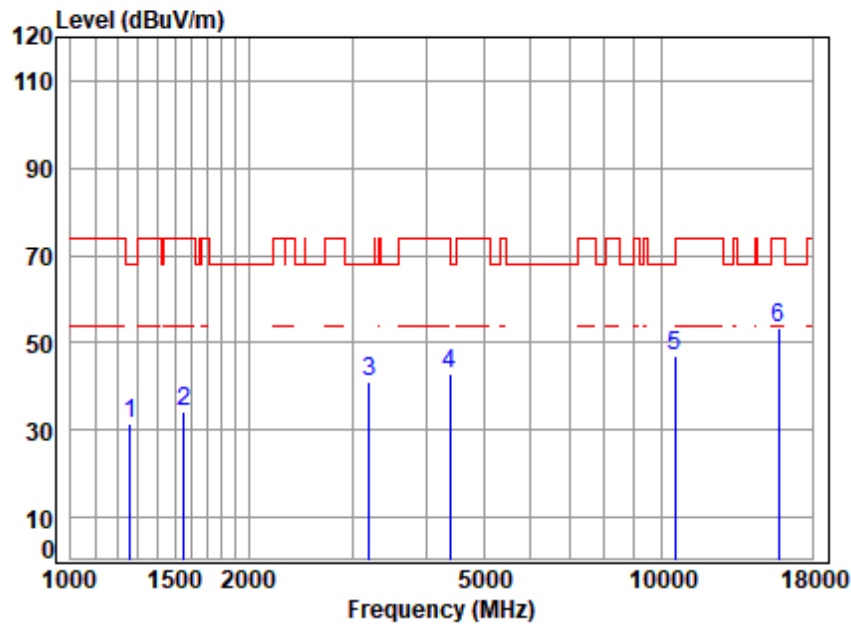


Site : chamber
 Condition: 3m HORIZONTAL
 Job No : 01609TL\01610TL
 Mode : 5270 TX RSE
 Note : 5G WIFI 11AX40

	Freq	Cable Loss	Ant Factor	Preamp Factor	Read Level	Level	Limit Line	Over Limit	Remark
	MHz	dB	dB/m	dB	dBuV	dBuV/m	dBuV/m	dB	
1	1234.909	3.73	24.89	54.69	57.85	31.78	74.00	-42.22	peak
2	1556.169	4.12	26.98	54.79	57.66	33.97	74.00	-40.03	peak
3	3376.523	6.42	32.26	54.71	56.73	40.70	68.20	-27.50	peak
4	4367.058	7.10	34.54	54.26	55.67	43.05	74.00	-30.95	peak
5	10540.000	11.39	37.30	53.09	52.81	48.41	68.20	-19.79	peak
6	15810.000	14.12	41.31	51.95	50.00	53.48	74.00	-20.52	peak



Test Mode: 02; Polarity: Vertical; Modulation:802.11ax(Full RU0); Bandwidth:40MHz; Channel:Low



Site : chamber
Condition: 3m VERTICAL
Job No : 01609TL\01610TL
Mode : 5270 TX RSE
Note : 5G WIFI 11AX40

		Cable	Ant	Preamp	Read		Limit	Over	
	Freq	Loss	Factor	Factor	Level	Level	Line	Limit	Remark
	MHz	dB	dB/m	dB	dBuV	dBuV/m	dBuV/m	dB	
1	1260.149	3.76	25.04	54.70	57.26	31.36	68.20	-36.84	peak
2	1556.169	4.12	26.98	54.79	57.72	34.03	74.00	-39.97	peak
3	3205.345	6.26	32.81	54.84	56.72	40.95	68.20	-27.25	peak
4	4379.699	7.11	34.64	54.26	55.63	43.12	74.00	-30.88	peak
5	10540.000	11.39	37.30	53.09	51.55	47.15	68.20	-21.05	peak
6	p15810.000	14.12	41.31	51.95	49.77	53.25	74.00	-20.75	peak



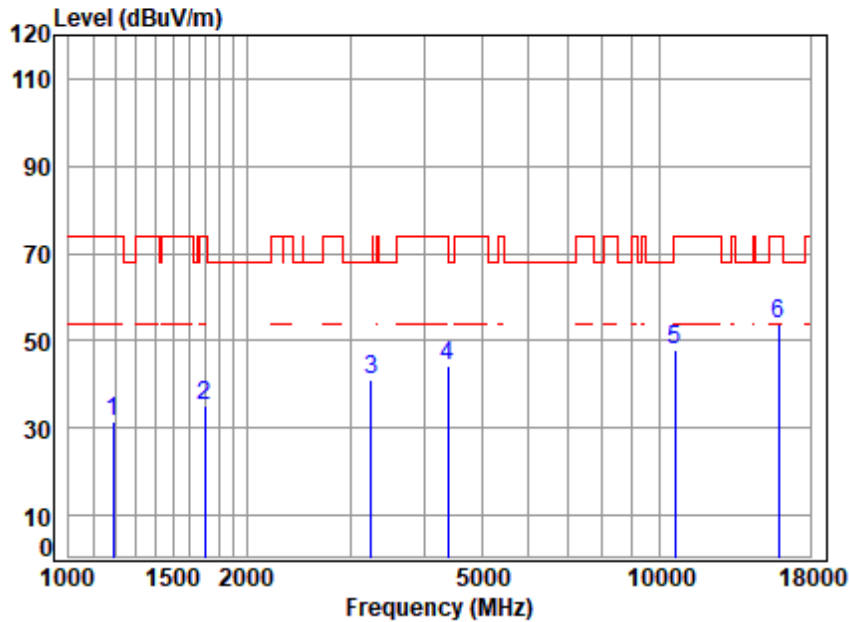
SGS-CSTC Standards Technical Services Co., Ltd. Shenzhen Branch

SZEMC-TRF-01 Rev. A/1

Report No.: SZCR250400160903

Page: 61 of 657

Test Mode: 02; Polarity: Horizontal; Modulation:802.11ax(Full RU0); Bandwidth:40MHz; Channel:High



Site : chamber
Condition: 3m HORIZONTAL
Job No : 01609TL\01610TL
Mode : 5310 TX RSE
Note : 5G WIFI 11AX40

	Freq	Cable Loss	Ant Factor	Preamp Factor	Read Level	Level	Limit	Over Limit	Remark
	MHz	dB	dB/m	dB	dBuV	dBuV/m	dBuV/m	dB	
1	1189.368	3.67	24.29	54.68	58.13	31.41	74.00	-42.59	peak
2	1702.042	4.33	26.22	54.83	59.39	35.11	74.00	-38.89	peak
3	3252.005	6.31	32.06	54.80	57.27	40.84	68.20	-27.36	peak
4	4392.376	7.13	34.74	54.26	56.68	44.29	74.00	-29.71	peak
5	10620.000	11.44	37.26	53.07	52.28	47.91	74.00	-26.09	peak
6	p15930.000	14.27	41.46	51.85	50.09	53.97	74.00	-20.03	peak



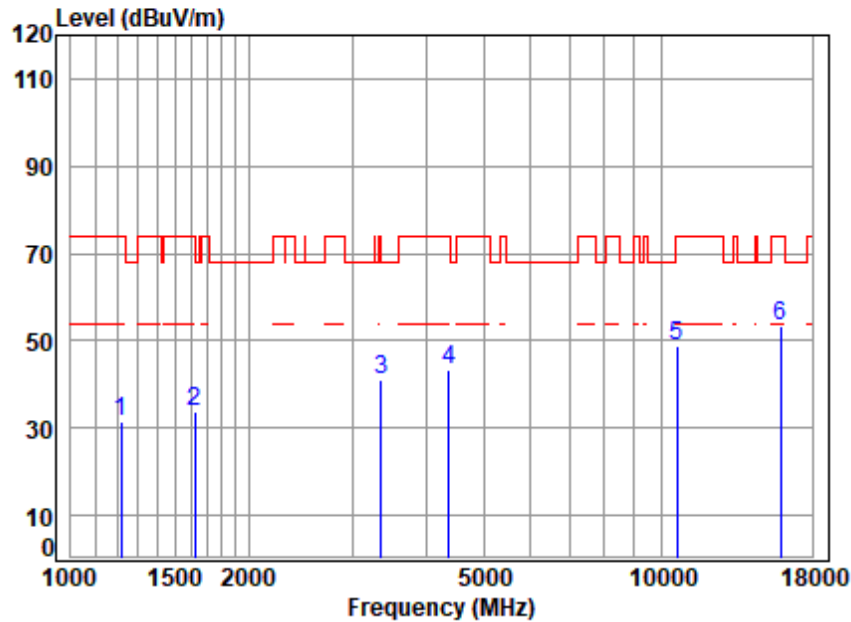
SGS-CSTC Standards Technical Services Co., Ltd.
Shenzhen Branch

Unless otherwise agreed in writing, this document is issued by the Company subject to its General Conditions of Service printed overleaf, available on request or accessible at <https://www.sgs.com/en/Terms-and-Conditions>. Attention is drawn to the limitation of liability, indemnification and jurisdiction issues defined therein. Any holder of this document is advised that information contained hereon reflects the Company's findings at the time of its intervention only and within the limits of Client's instructions, if any. The Company's sole responsibility is to its Client and this document does not exonerate parties to a transaction from exercising all their rights and obligations under the transaction documents. This document cannot be reproduced except in full, without prior written approval of the Company. Any unauthorized alteration, forgery or falsification of the content or appearance of this document is unlawful and offenders may be prosecuted to the fullest extent of the law. Unless otherwise stated the results shown in this test report refer only to the sample(s) tested and such sample(s) are retained for 30 days only.

Attention: To check the authenticity of testing /inspection report & certificate, please contact us at telephone: (86-755) 8307 1443, or email: CN.Doccheck@sgs.com

No.1 Workshop, M-10, Middle Section, Science & Technology Park, Nanshan District, Shenzhen, Guangdong, China 518057 t (86-755) 26012053 f (86-755) 26710594 www.sgs.com.cn
中国·广东·深圳市南山区科技园中区M-10栋1号厂房 邮编: 518057 t (86-755) 26012053 f (86-755) 26710594 sgs.china@sgs.com

Test Mode: 02; Polarity: Vertical; Modulation:802.11ax(Full RU0); Bandwidth:40MHz; Channel:High



Site : chamber
 Condition: 3m VERTICAL
 Job No : 01609TL\01610TL
 Mode : 5310 TX RSE
 Note : 5G WIFI 11AX40

	Freq	Cable Loss	Ant Factor	Preamp Factor	Read Level	Level	Limit	Over Limit	Remark
	MHz	dB	dB/m	dB	dBuV	dBuV/m	dBuV/m	dB	
1	1217.190	3.71	24.64	54.69	57.96	31.62	74.00	-42.38	peak
2	1625.121	4.22	26.55	54.81	57.74	33.70	74.00	-40.30	peak
3	3357.061	6.40	32.14	54.73	57.29	41.10	74.00	-32.90	peak
4	4367.058	7.10	34.54	54.26	55.75	43.13	74.00	-30.87	peak
5	10620.000	11.44	37.26	53.07	53.20	48.83	74.00	-25.17	peak
6	15930.000	14.27	41.46	51.85	49.38	53.26	74.00	-20.74	peak



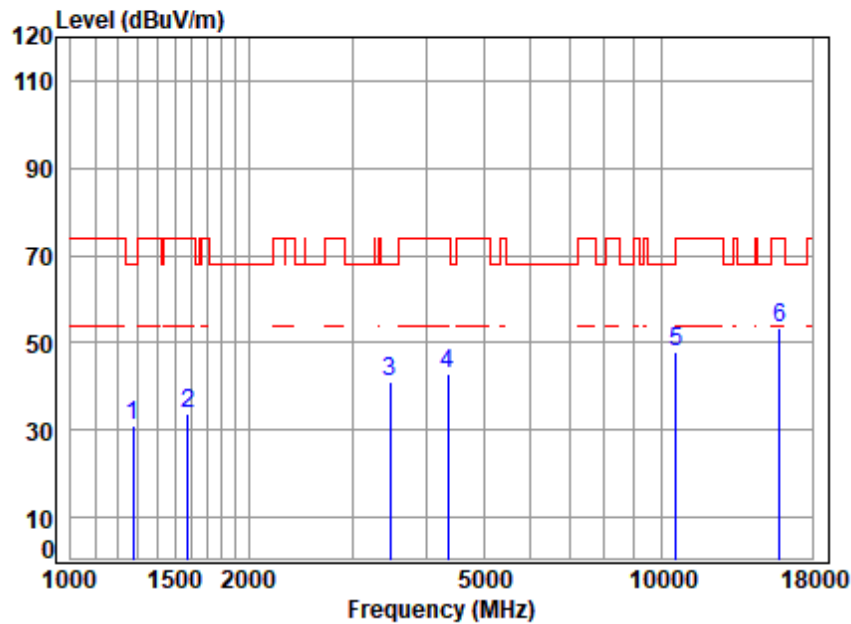
SGS-CSTC Standards Technical Services Co., Ltd. Shenzhen Branch

SZEMC-TRF-01 Rev. A/1

Report No.: SZCR250400160903

Page: 63 of 657

Test Mode: 02; Polarity: Horizontal; Modulation:802.11ax(Full RU0); Bandwidth:80MHz; Channel:middle



Site : chamber
Condition: 3m HORIZONTAL
Job No : 01609TL\01610TL
Mode : 5290 TX RSE
Note : 5G WIFI 11AX80

	Freq	Cable Loss	Ant Factor	Preamp Factor	Read Level	Level	Limit Line	Over Limit	Remark
	MHz	dB	dB/m	dB	dBuV	dBuV/m	dBuV/m	dB	
1	1274.802	3.78	24.95	54.71	57.19	31.21	68.20	-36.99	peak
2	1578.822	4.16	26.88	54.80	57.60	33.84	74.00	-40.16	peak
3	3475.541	6.50	31.70	54.64	57.55	41.11	68.20	-27.09	peak
4	4354.454	7.08	34.44	54.26	55.46	42.72	74.00	-31.28	peak
5	10580.000	11.41	37.30	53.08	52.32	47.95	68.20	-20.25	peak
6	15870.000	14.19	41.37	51.90	49.85	53.51	74.00	-20.49	peak



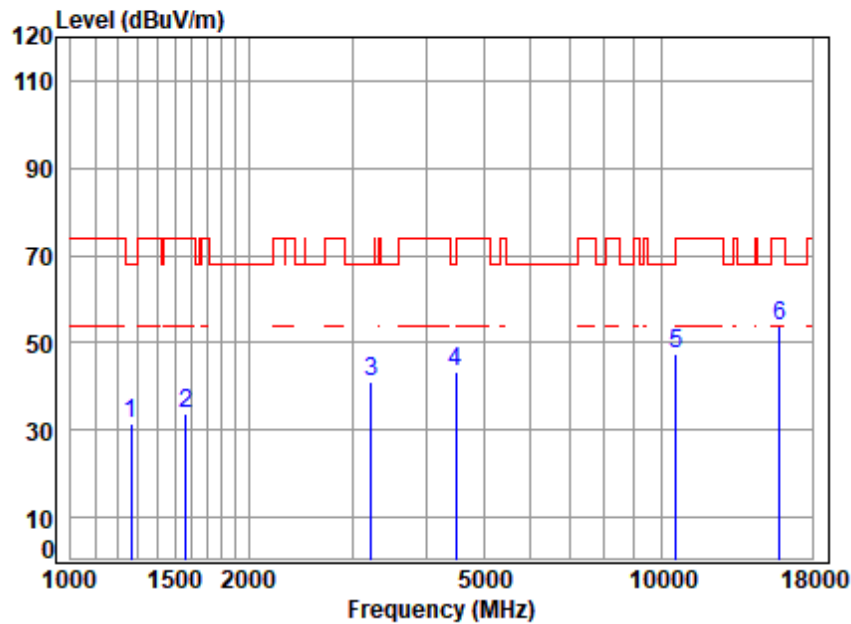
SGS-CSTC Standards Technical Services Co., Ltd.
Shenzhen Branch Inspection & Testing Laboratory

Unless otherwise agreed in writing, this document is issued by the Company subject to its General Conditions of Service printed overleaf, available on request or accessible at <https://www.sgs.com/en/Terms-and-Conditions>. Attention is drawn to the limitation of liability, indemnification and jurisdiction issues defined therein. Any holder of this document is advised that information contained hereon reflects the Company's findings at the time of its intervention only and within the limits of Client's instructions, if any. The Company's sole responsibility is to its Client and this document does not exonerate parties to a transaction from exercising all their rights and obligations under the transaction documents. This document cannot be reproduced except in full, without prior written approval of the Company. Any unauthorized alteration, forgery or falsification of the content or appearance of this document is unlawful and offenders may be prosecuted to the fullest extent of the law. Unless otherwise stated the results shown in this test report refer only to the sample(s) tested and such sample(s) are retained for 30 days only.

Attention: To check the authenticity of testing /inspection report & certificate, please contact us at telephone: (86-755) 8307 1443, or email: CN.Doccheck@sgs.com

No.1 Workshop, M-10, Middle Section, Science & Technology Park, Nanshan District, Shenzhen, Guangdong, China 518057 t (86-755) 26012053 f (86-755) 26710594 www.sgs.com.cn
中国·广东·深圳市南山区科技园中区M-10栋1号厂房 邮编: 518057 t (86-755) 26012053 f (86-755) 26710594 sgs.china@sgs.com

Test Mode: 02; Polarity: Vertical; Modulation:802.11ax(Full RU0); Bandwidth:80MHz; Channel:middle

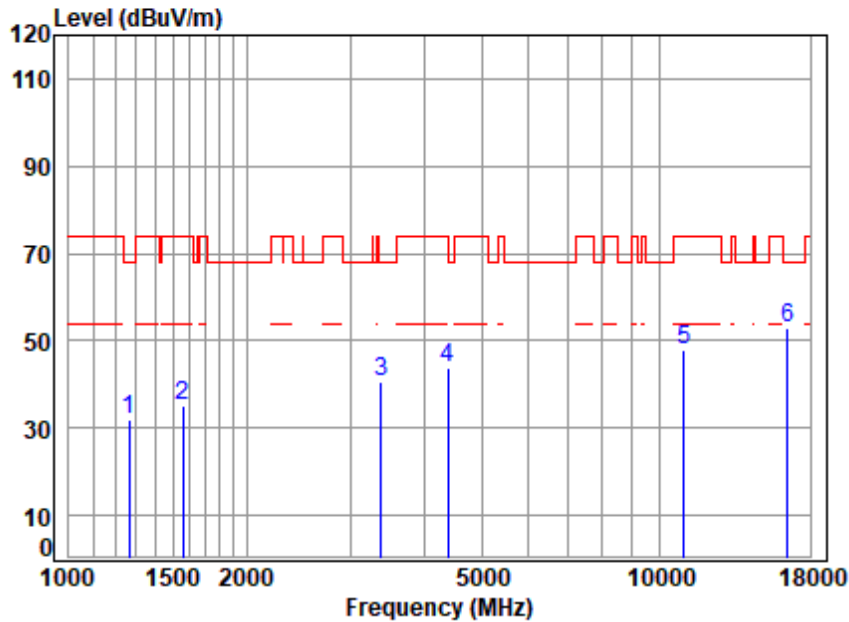


Site : chamber
Condition: 3m VERTICAL
Job No : 01609TL\01610TL
Mode : 5290 TX RSE
Note : 5G WIFI 11AX80

		Cable	Ant	Preamp	Read		Limit	Over	
	Freq	Loss	Factor	Factor	Level	Level	Line	Limit	Remark
	MHz	dB	dB/m	dB	dBuV	dBuV/m	dBuV/m	dB	
1	1263.796	3.77	25.02	54.70	57.56	31.65	68.20	-36.55	peak
2	1569.721	4.14	26.92	54.80	57.44	33.70	74.00	-40.30	peak
3	3223.928	6.28	32.52	54.82	56.98	40.96	68.20	-27.24	peak
4	4482.150	7.23	33.81	54.25	56.78	43.57	68.20	-24.63	peak
5	10580.000	11.41	37.30	53.08	51.71	47.34	68.20	-20.86	peak
6	p15870.000	14.19	41.37	51.90	50.00	53.66	74.00	-20.34	peak



Test Mode: 03; Polarity: Horizontal; Modulation:802.11a; Bandwidth:20MHz; Channel:Low

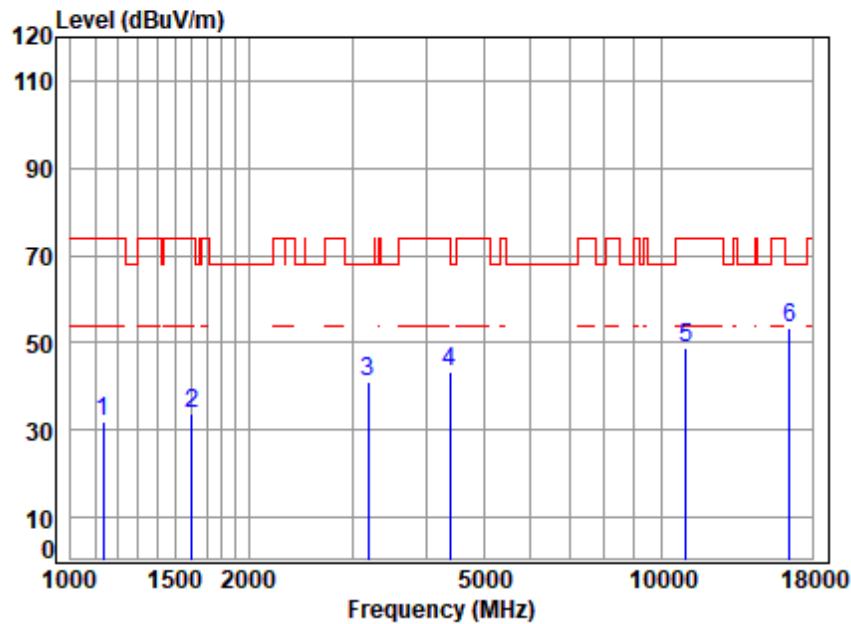


Site : chamber
Condition: 3m HORIZONTAL
Job No : 01609TL\01610TL
Mode : 5500 TX RSE
Note : 5G WIFI 11A

	Freq	Cable Loss	Ant Factor	Preamp Factor	Read Level	Level	Limit Line	Over Limit	Remark
	MHz	dB	dB/m	dB	dBuV	dBuV/m	dBuV/m	dB	
1	1267.454	3.77	25.00	54.70	57.67	31.74	68.20	-36.46	peak
2	1560.673	4.13	26.96	54.79	58.88	35.18	74.00	-38.82	peak
3	3376.523	6.42	32.26	54.71	56.81	40.78	68.20	-27.42	peak
4	4379.699	7.11	34.64	54.26	56.20	43.69	74.00	-30.31	peak
5	11000.000	11.68	37.50	53.00	51.94	48.12	74.00	-25.88	peak
6	p16500.000	13.99	42.10	52.36	49.42	53.15	68.20	-15.05	peak



Test Mode: 03; Polarity: Vertical; Modulation:802.11a; Bandwidth:20MHz; Channel:Low

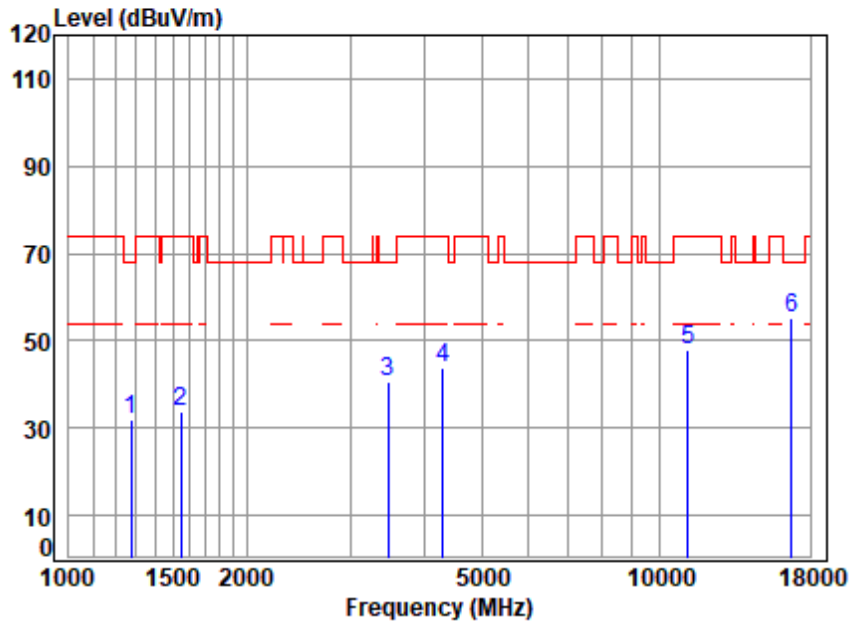


Site : chamber
Condition: 3m VERTICAL
Job No : 01609TL\01610TL
Mode : 5500 TX RSE
Note : 5G WIFI 11A

	Freq	Cable Loss	Ant Factor	Preamp Factor	Read Level	Level	Limit Line	Over Limit	Remark
	MHz	dB	dB/m	dB	dBuV	dBuV/m	dBuV/m	dB	
1	1135.617	3.59	23.84	54.66	59.29	32.06	74.00	-41.94	peak
2	1601.804	4.19	26.78	54.80	57.67	33.84	74.00	-40.16	peak
3	3186.869	6.25	32.79	54.85	57.00	41.19	68.20	-27.01	peak
4	4392.376	7.13	34.74	54.26	55.91	43.52	74.00	-30.48	peak
5	11000.000	11.68	37.50	53.00	52.58	48.76	74.00	-25.24	peak
6	p16500.000	13.99	42.10	52.36	49.86	53.59	68.20	-14.61	peak



Test Mode: 03; Polarity: Horizontal; Modulation:802.11a; Bandwidth:20MHz; Channel:middle

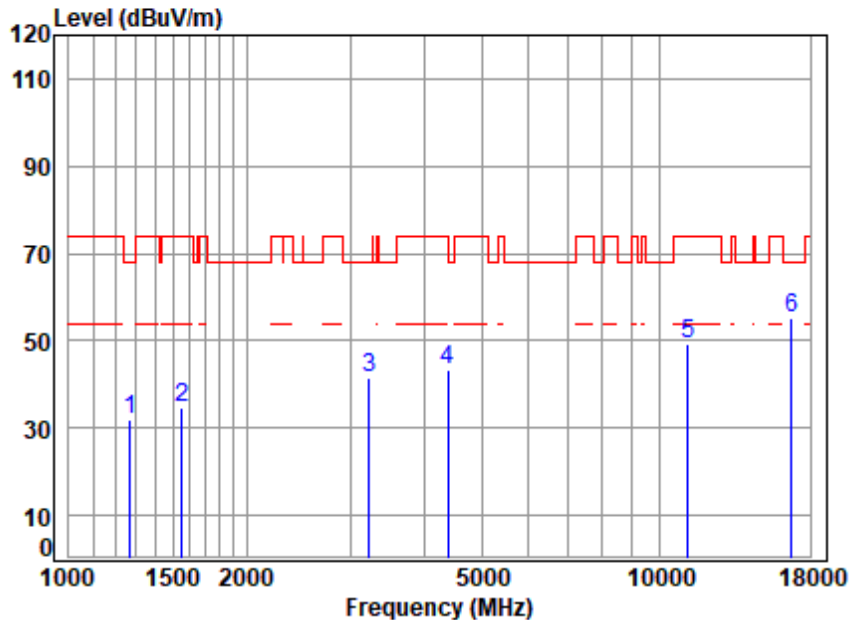


Site : chamber
 Condition: 3m HORIZONTAL
 Job No : 01609TL\01610TL
 Mode : 5580 TX RSE
 Note : 5G WIFI 11A

	Freq	Cable Loss	Ant Factor	Preamp Factor	Read Level	Level	Limit Line	Over Limit	Remark
	MHz	dB	dB/m	dB	dBuV	dBuV/m	dBuV/m	dB	
1	1274.802	3.78	24.95	54.71	57.86	31.88	68.20	-36.32	peak
2	1547.199	4.11	26.99	54.79	57.36	33.67	74.00	-40.33	peak
3	3475.541	6.50	31.70	54.64	57.26	40.82	68.20	-27.38	peak
4	4304.400	7.02	34.04	54.27	57.01	43.80	74.00	-30.20	peak
5	11160.000	11.77	37.62	53.03	51.71	48.07	74.00	-25.93	peak
6	16740.000	14.15	42.78	52.62	51.07	55.38	68.20	-12.82	peak



Test Mode: 03; Polarity: Vertical; Modulation:802.11a; Bandwidth:20MHz; Channel:middle

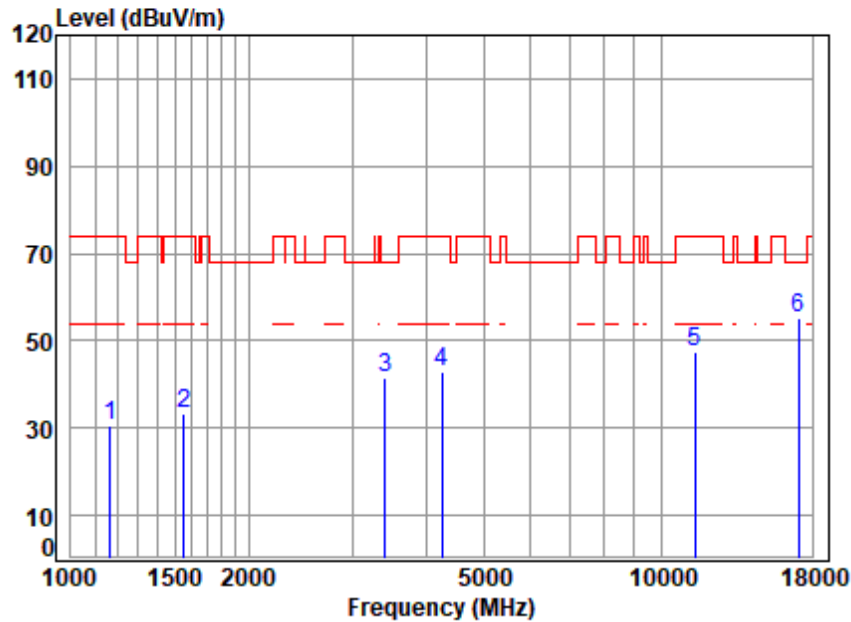


Site : chamber
 Condition: 3m VERTICAL
 Job No : 01609TL\01610TL
 Mode : 5580 TX RSE
 Note : 5G WIFI 11A

	Freq	Cable Loss	Ant Factor	Preamp Factor	Read Level	Level	Limit	Over Limit	Remark
	MHz	dB	dB/m	dB	dBuV	dBuV/m	dBuV/m	dB	
1	1271.123	3.77	24.97	54.70	57.88	31.92	68.20	-36.28	peak
2	1556.169	4.12	26.98	54.79	58.37	34.68	74.00	-39.32	peak
3	3223.928	6.28	32.52	54.82	57.42	41.40	68.20	-26.80	peak
4	4392.376	7.13	34.74	54.26	55.55	43.16	74.00	-30.84	peak
5	11160.000	11.77	37.62	53.03	53.07	49.43	74.00	-24.57	peak
6	16740.000	14.15	42.78	52.62	50.95	55.26	68.20	-12.94	peak



Test Mode: 03; Polarity: Horizontal; Modulation:802.11a; Bandwidth:20MHz; Channel:High

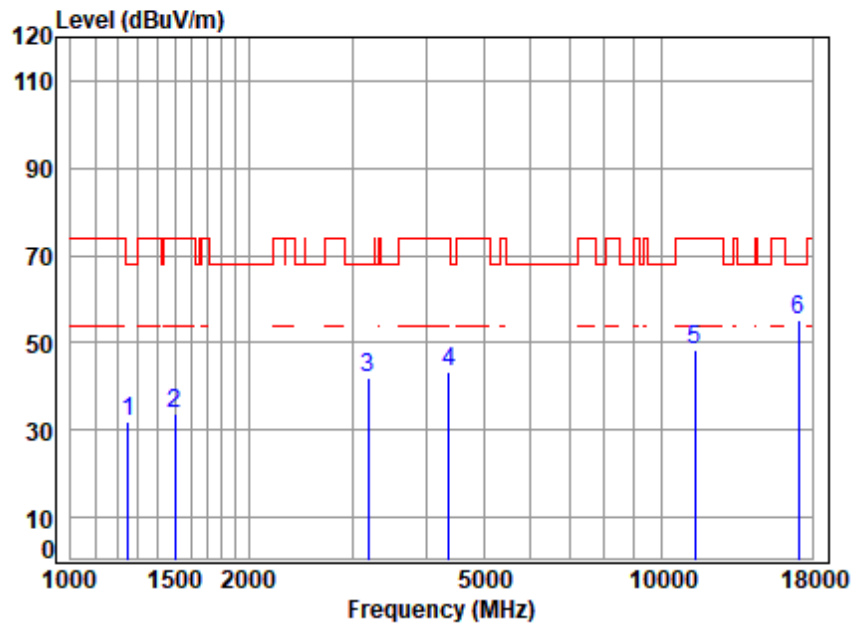


Site : chamber
Condition: 3m HORIZONTAL
Job No : 01609TL\01610TL
Mode : 5700 TX RSE
Note : 5G WIFI 11A

	Freq	Cable Loss	Ant Factor	Preamp Factor	Read Level	Level	Limit Line	Over Limit	Remark
	MHz	dB	dB/m	dB	dBuV	dBuV/m	dBuV/m	dB	
1	1165.546	3.64	24.06	54.67	57.69	30.72	74.00	-43.28	peak
2	1556.169	4.12	26.98	54.79	57.22	33.53	74.00	-40.47	peak
3	3405.929	6.44	32.33	54.69	57.54	41.62	68.20	-26.58	peak
4	4242.641	6.95	33.80	54.27	56.34	42.82	74.00	-31.18	peak
5	11400.000	11.90	37.70	53.08	51.02	47.54	74.00	-26.46	peak
6	p17100.000	14.44	43.10	52.85	50.51	55.20	68.20	-13.00	peak



Test Mode: 03; Polarity: Vertical; Modulation:802.11a; Bandwidth:20MHz; Channel:High

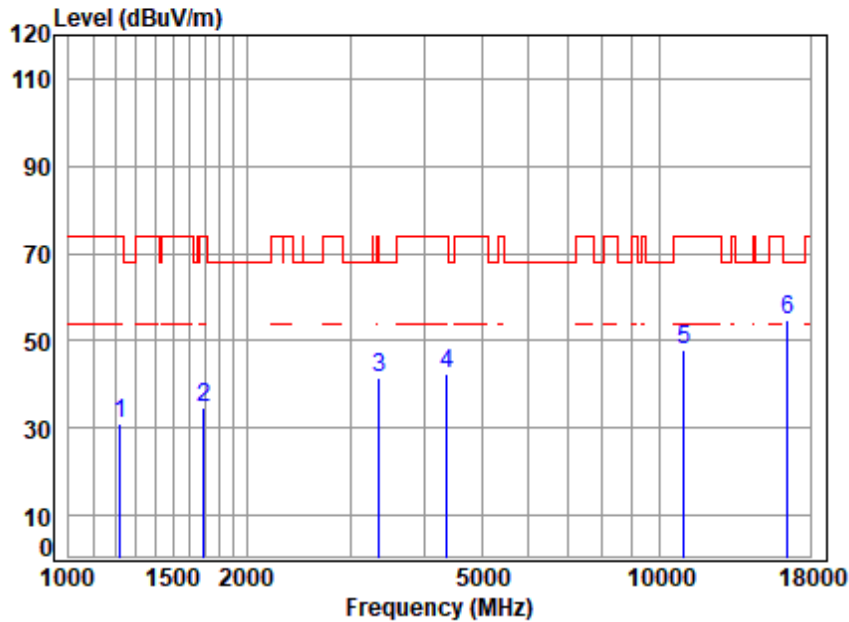


Site : chamber
 Condition: 3m VERTICAL
 Job No : 01609TL\01610TL
 Mode : 5700 TX RSE
 Note : 5G WIFI 11A

	Freq	Cable Loss	Ant Factor	Preamp Factor	Read Level	Level	Limit Line	Over Limit	Remark
	MHz	dB	dB/m	dB	dBuV	dBuV/m	dBuV/m	dB	
1	1252.885	3.75	25.08	54.70	57.62	31.75	68.20	-36.45	peak
2	1498.781	4.04	26.77	54.78	57.85	33.88	74.00	-40.12	peak
3	3186.869	6.25	32.79	54.85	57.59	41.78	68.20	-26.42	peak
4	4367.058	7.10	34.54	54.26	55.78	43.16	74.00	-30.84	peak
5	11400.000	11.90	37.70	53.08	51.95	48.47	74.00	-25.53	peak
6	17100.000	14.44	43.10	52.85	50.38	55.07	68.20	-13.13	peak



Test Mode: 03; Polarity: Horizontal; Modulation:802.11ax(Full RU0); Bandwidth:20MHz; Channel:Low

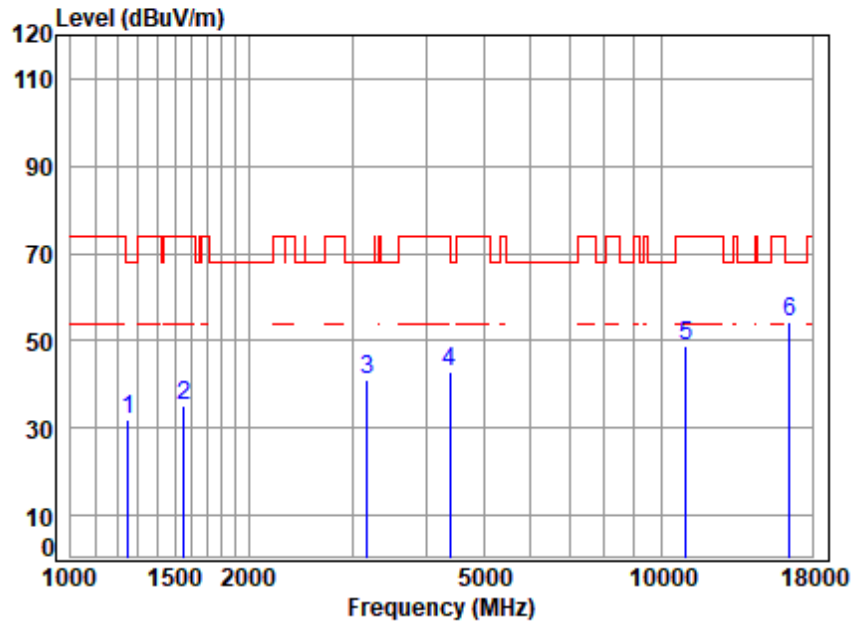


Site : chamber
Condition: 3m HORIZONTAL
Job No : 01609TL\01610TL
Mode : 5500 TX RSE
Note : 5G WIFI 11AX20

	Freq	Cable Loss	Ant Factor	Preamp Factor	Read Level	Level	Limit	Over	Remark
	MHz	dB	dB/m	dB	dBuV	dBuV/m	dBuV/m	dB	
1	1224.247	3.71	24.74	54.69	57.08	30.84	74.00	-43.16	peak
2	1692.231	4.31	26.22	54.83	58.91	34.61	74.00	-39.39	peak
3	3357.061	6.40	32.14	54.73	57.85	41.66	74.00	-32.34	peak
4	4367.058	7.10	34.54	54.26	55.10	42.48	74.00	-31.52	peak
5	11000.000	11.68	37.50	53.00	51.71	47.89	74.00	-26.11	peak
6	p16500.000	13.99	42.10	52.36	51.16	54.89	68.20	-13.31	peak



Test Mode: 03; Polarity: Vertical; Modulation:802.11ax(Full RU0); Bandwidth:20MHz; Channel:Low



Site : chamber
 Condition: 3m VERTICAL
 Job No : 01609TL\01610TL
 Mode : 5500 TX RSE
 Note : 5G WIFI 11AX20

	Freq	Cable Loss	Ant Factor	Preamp Factor	Read Level	Level	Limit Line	Over Limit	Remark
	MHz	dB	dB/m	dB	dBuV	dBuV/m	dBuV/m	dB	
1	1252.885	3.75	25.08	54.70	57.76	31.89	68.20	-36.31	peak
2	1551.677	4.12	26.99	54.79	58.59	34.91	74.00	-39.09	peak
3	3177.672	6.24	32.72	54.86	57.08	41.18	68.20	-27.02	peak
4	4392.376	7.13	34.74	54.26	55.32	42.93	74.00	-31.07	peak
5	11000.000	11.68	37.50	53.00	52.51	48.69	74.00	-25.31	peak
6	p16500.000	13.99	42.10	52.36	50.46	54.19	68.20	-14.01	peak



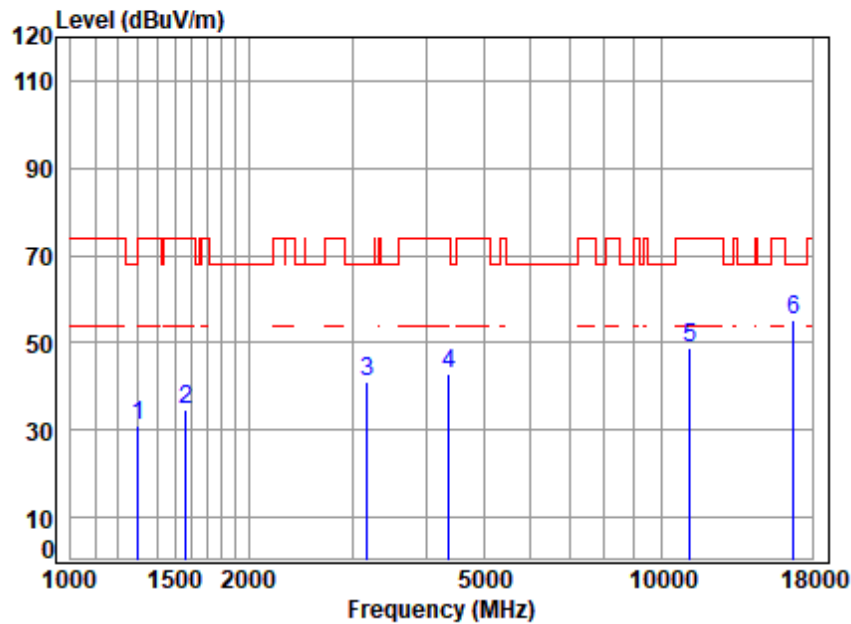
SGS-CSTC Standards Technical Services Co., Ltd. Shenzhen Branch

SZEMC-TRF-01 Rev. A/1

Report No.: SZCR250400160903

Page: 73 of 657

Test Mode: 03; Polarity: Horizontal; Modulation:802.11ax(Full RU0); Bandwidth:20MHz; Channel:middle



Site : chamber
 Condition: 3m HORIZONTAL
 Job No : 01609TL\01610TL
 Mode : 5580 TX RSE
 Note : 5G WIFI 11AX20

	Freq	Cable Loss	Ant Factor	Preamp Factor	Read Level	Level	Limit	Over Limit	Remark
	MHz	dB	dB/m	dB	dBuV	dBuV/m	dBuV/m	dB	
1	1300.858	3.81	24.79	54.71	56.91	30.80	74.00	-43.20	peak
2	1565.191	4.14	26.94	54.79	58.54	34.83	74.00	-39.17	peak
3	3177.672	6.24	32.72	54.86	56.99	41.09	68.20	-27.11	peak
4	4367.058	7.10	34.54	54.26	55.69	43.07	74.00	-30.93	peak
5	11160.000	11.77	37.62	53.03	52.31	48.67	74.00	-25.33	peak
6	16740.000	14.15	42.78	52.62	51.04	55.35	68.20	-12.85	peak

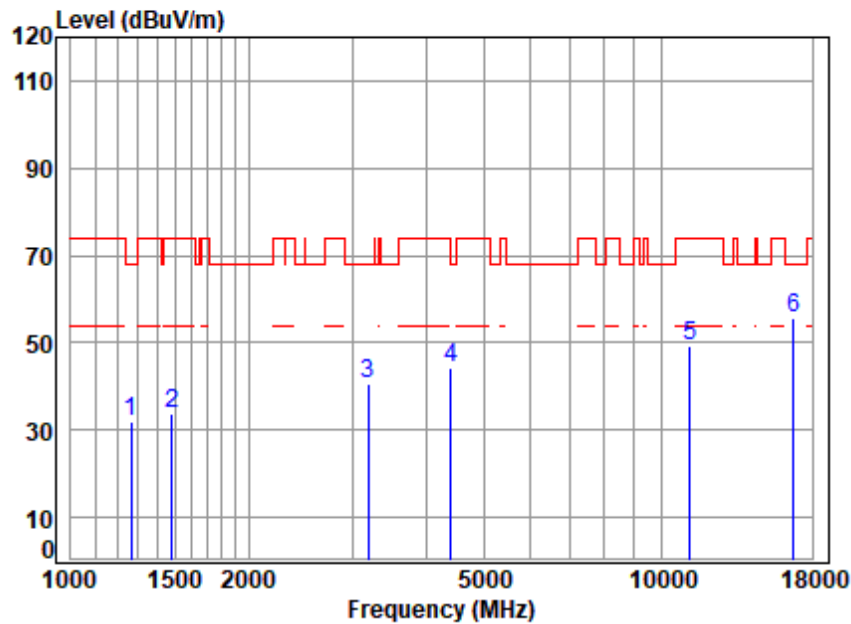


SGS-CSTC Standards Technical Services Co., Ltd.
 Shenzhen Branch

Unless otherwise agreed in writing, this document is issued by the Company subject to its General Conditions of Service printed overleaf, available on request or accessible at <https://www.sgs.com/en/Terms-and-Conditions>. Attention is drawn to the limitation of liability, indemnification and jurisdiction issues defined therein. Any holder of this document is advised that information contained hereon reflects the Company's findings at the time of its intervention only and within the limits of Client's instructions, if any. The Company's sole responsibility is to its Client and this document does not exonerate parties to a transaction from exercising all their rights and obligations under the transaction documents. This document cannot be reproduced except in full, without prior written approval of the Company. Any unauthorized alteration, forgery or falsification of the content or appearance of this document is unlawful and offenders may be prosecuted to the fullest extent of the law. Unless otherwise stated the results shown in this test report refer only to the sample(s) tested and such sample(s) are retained for 30 days only.

Attention: To check the authenticity of testing /inspection report & certificate, please contact us at telephone: (86-755) 8307 1443, or email: CN.Doccheck@sgs.com
 No.1 Workshop, M-10, Middle Section, Science & Technology Park, Nanshan District, Shenzhen, Guangdong, China 518057 t (86-755) 26012053 f (86-755) 26710594 www.sgs.com.cn
 中国·广东·深圳市南山区科技园中区M-10栋1号厂房 邮编: 518057 t (86-755) 26012053 f (86-755) 26710594 sgs.china@sgs.com

Test Mode: 03; Polarity: Vertical; Modulation:802.11ax(Full RU0); Bandwidth:20MHz; Channel:middle



Site : chamber
 Condition: 3m VERTICAL
 Job No : 01609TL\01610TL
 Mode : 5580 TX RSE
 Note : 5G WIFI 11AX20

	Freq	Cable Loss	Ant Factor	Preamp Factor	Read Level	Level	Limit Line	Over Limit	Remark
	MHz	dB	dB/m	dB	dBuV	dBuV/m	dBuV/m	dB	
1	1263.796	3.77	25.02	54.70	57.98	32.07	68.20	-36.13	peak
2	1481.553	4.02	26.28	54.77	58.32	33.85	74.00	-40.15	peak
3	3186.869	6.25	32.79	54.85	56.43	40.62	68.20	-27.58	peak
4	4405.090	7.14	34.74	54.26	56.70	44.32	68.20	-23.88	peak
5	11160.000	11.77	37.62	53.03	52.75	49.11	74.00	-24.89	peak
6	16740.000	14.15	42.78	52.62	51.27	55.58	68.20	-12.62	peak



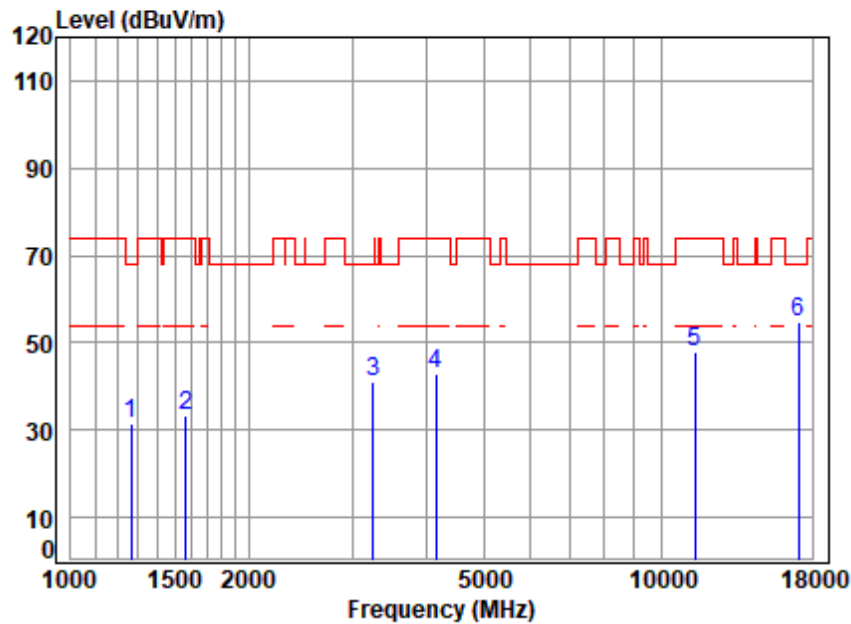
SGS-CSTC Standards Technical Services Co., Ltd. Shenzhen Branch

SZEMC-TRF-01 Rev. A/1

Report No.: SZCR250400160903

Page: 75 of 657

Test Mode: 03; Polarity: Horizontal; Modulation:802.11ax(Full RU0); Bandwidth:20MHz; Channel:High



Site : chamber
Condition: 3m HORIZONTAL
Job No : 01609TL\01610TL
Mode : 5700 TX RSE
Note : 5G WIFI 11AX20

		Cable	Ant	Preamp	Read		Limit	Over	
	Freq	Loss	Factor	Factor	Level	Level	Line	Limit	Remark
	MHz	dB	dB/m	dB	dBuV	dBuV/m	dBuV/m	dB	
1	1263.796	3.77	25.02	54.70	57.26	31.35	68.20	-36.85	peak
2	1569.721	4.14	26.92	54.80	57.23	33.49	74.00	-40.51	peak
3	3252.005	6.31	32.06	54.80	57.62	41.19	68.20	-27.01	peak
4	4157.664	6.85	33.80	54.28	56.37	42.74	74.00	-31.26	peak
5	11400.000	11.90	37.70	53.08	51.52	48.04	74.00	-25.96	peak
6	p17100.000	14.44	43.10	52.85	50.03	54.72	68.20	-13.48	peak



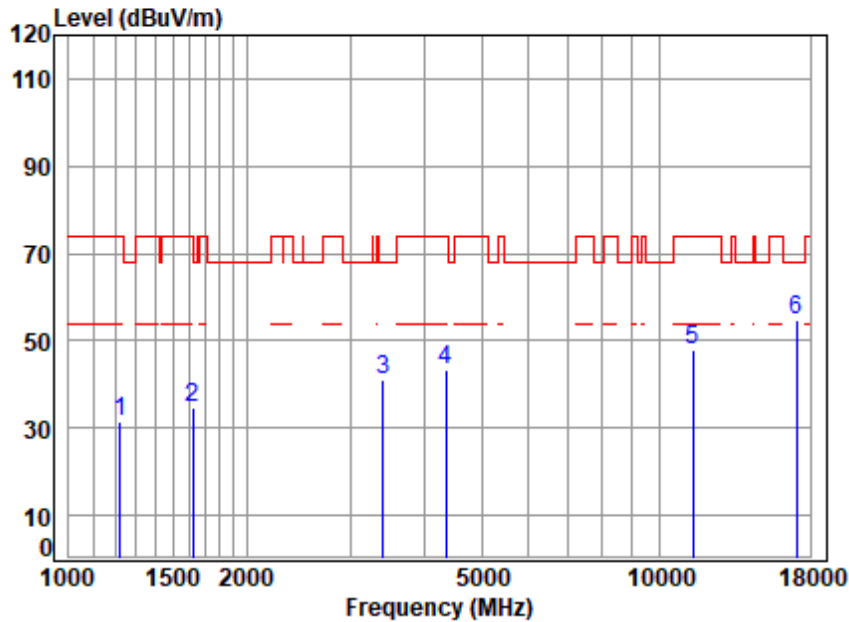
SGS-CSTC Standards Technical Services Co., Ltd.
Shenzhen Branch Inspection & Testing Laboratory

Unless otherwise agreed in writing, this document is issued by the Company subject to its General Conditions of Service printed overleaf, available on request or accessible at <https://www.sgs.com/en/Terms-and-Conditions>. Attention is drawn to the limitation of liability, indemnification and jurisdiction issues defined therein. Any holder of this document is advised that information contained hereon reflects the Company's findings at the time of its intervention only and within the limits of Client's instructions, if any. The Company's sole responsibility is to its Client and this document does not exonerate parties to a transaction from exercising all their rights and obligations under the transaction documents. This document cannot be reproduced except in full, without prior written approval of the Company. Any unauthorized alteration, forgery or falsification of the content or appearance of this document is unlawful and offenders may be prosecuted to the fullest extent of the law. Unless otherwise stated the results shown in this test report refer only to the sample(s) tested and such sample(s) are retained for 30 days only.

Attention: To check the authenticity of testing /inspection report & certificate, please contact us at telephone: (86-755) 8307 1443, or email: CN.Doccheck@sgs.com

No.1 Workshop, M-10, Middle Section, Science & Technology Park, Nanshan District, Shenzhen, Guangdong, China 518057 t (86-755) 26012053 f (86-755) 26710594 www.sgs.com.cn
中国·广东·深圳市南山区科技园中区M-10栋1号厂房 邮编: 518057 t (86-755) 26012053 f (86-755) 26710594 sgs.china@sgs.com

Test Mode: 03; Polarity: Vertical; Modulation:802.11ax(Full RU0); Bandwidth:20MHz; Channel:High



Site : chamber
Condition: 3m VERTICAL
Job No : 01609TL\01610TL
Mode : 5700 TX RSE
Note : 5G WIFI 11AX20

	Freq	Cable Loss	Ant Factor	Preamp Factor	Read Level	Level	Limit	Over	Remark
	MHz	dB	dB/m	dB	dBuV	dBuV/m	dBuV/m	dB	
1	1220.714	3.71	24.69	54.69	57.77	31.48	74.00	-42.52	peak
2	1625.121	4.22	26.55	54.81	58.71	34.67	74.00	-39.33	peak
3	3405.929	6.44	32.33	54.69	56.98	41.06	68.20	-27.14	peak
4	4354.454	7.08	34.44	54.26	56.29	43.55	74.00	-30.45	peak
5	11400.000	11.90	37.70	53.08	51.41	47.93	74.00	-26.07	peak
6	p17100.000	14.44	43.10	52.85	50.03	54.72	68.20	-13.48	peak



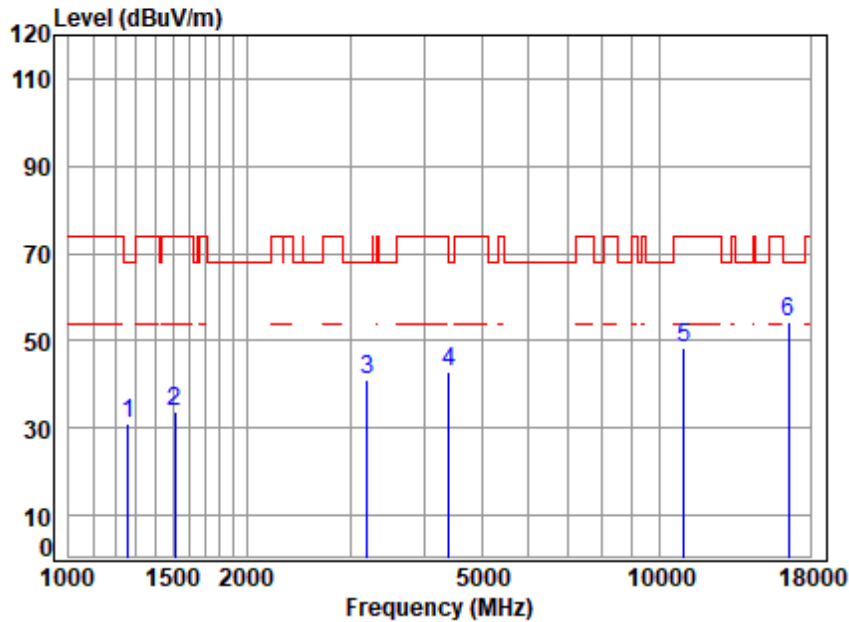
SGS-CSTC Standards Technical Services Co., Ltd. Shenzhen Branch

SZEMC-TRF-01 Rev. A/1

Report No.: SZCR250400160903

Page: 77 of 657

Test Mode: 03; Polarity: Horizontal; Modulation: 802.11ax(Full RU0); Bandwidth: 40MHz; Channel: Low



Site : chamber
Condition: 3m HORIZONTAL
Job No : 01609TL\01610TL
Mode : 5510 TX RSE
Note : 5G WIFI 11AX40

		Cable	Ant	Preamp	Read		Limit	Over	
	Freq	Loss	Factor	Factor	Level	Level	Line	Limit	Remark
	MHz	dB	dB/m	dB	dBuV	dBuV/m	dBuV/m	dB	
1	1260.149	3.76	25.04	54.70	56.84	30.94	68.20	-37.26	peak
2	1511.833	4.06	26.85	54.78	57.51	33.64	74.00	-40.36	peak
3	3196.094	6.25	32.87	54.85	56.71	40.98	68.20	-27.22	peak
4	4405.090	7.14	34.74	54.26	55.43	43.05	68.20	-25.15	peak
5	11020.000	11.69	37.50	53.00	52.18	48.37	74.00	-25.63	peak
6	p16530.000	14.01	42.16	52.39	50.34	54.12	68.20	-14.08	peak



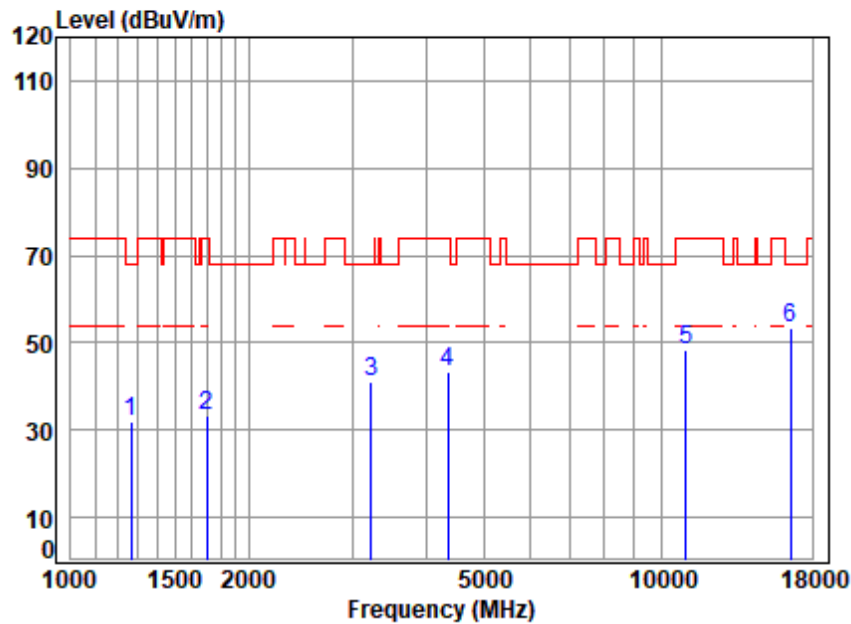
SGS-CSTC Standards Technical Services Co., Ltd.
Shenzhen Branch Inspection & Testing Laboratory

Unless otherwise agreed in writing, this document is issued by the Company subject to its General Conditions of Service printed overleaf, available on request or accessible at <https://www.sgs.com/en/Terms-and-Conditions>. Attention is drawn to the limitation of liability, indemnification and jurisdiction issues defined therein. Any holder of this document is advised that information contained hereon reflects the Company's findings at the time of its intervention only and within the limits of Client's instructions, if any. The Company's sole responsibility is to its Client and this document does not exonerate parties to a transaction from exercising all their rights and obligations under the transaction documents. This document cannot be reproduced except in full, without prior written approval of the Company. Any unauthorized alteration, forgery or falsification of the content or appearance of this document is unlawful and offenders may be prosecuted to the fullest extent of the law. Unless otherwise stated the results shown in this test report refer only to the sample(s) tested and such sample(s) are retained for 30 days only.

Attention: To check the authenticity of testing /inspection report & certificate, please contact us at telephone: (86-755) 8307 1443, or email: CN.Doccheck@sgs.com

No.1 Workshop, M-10, Middle Section, Science & Technology Park, Nanshan District, Shenzhen, Guangdong, China 518057 t (86-755) 26012053 f (86-755) 26710594 www.sgs.com.cn
中国·广东·深圳市南山区科技园中区M-10栋1号厂房 邮编: 518057 t (86-755) 26012053 f (86-755) 26710594 sgs.china@sgs.com

Test Mode: 03; Polarity: Vertical; Modulation:802.11ax(Full RU0); Bandwidth:40MHz; Channel:Low



Site : chamber
Condition: 3m VERTICAL
Job No : 01609TL\01610TL
Mode : 5510 TX RSE
Note : 5G WIFI 11AX40

		Cable	Ant	Preamp	Read		Limit	Over	
	Freq	Loss	Factor	Factor	Level	Level	Line	Limit	Remark
	MHz	dB	dB/m	dB	dBuV	dBuV/m	dBuV/m	dB	
1	1267.454	3.77	25.00	54.70	57.93	32.00	68.20	-36.20	peak
2	1702.042	4.33	26.22	54.83	57.59	33.31	74.00	-40.69	peak
3	3223.928	6.28	32.52	54.82	57.10	41.08	68.20	-27.12	peak
4	4354.454	7.08	34.44	54.26	56.18	43.44	74.00	-30.56	peak
5	11020.000	11.69	37.50	53.00	52.10	48.29	74.00	-25.71	peak
6	p16530.000	14.01	42.16	52.39	49.47	53.25	68.20	-14.95	peak



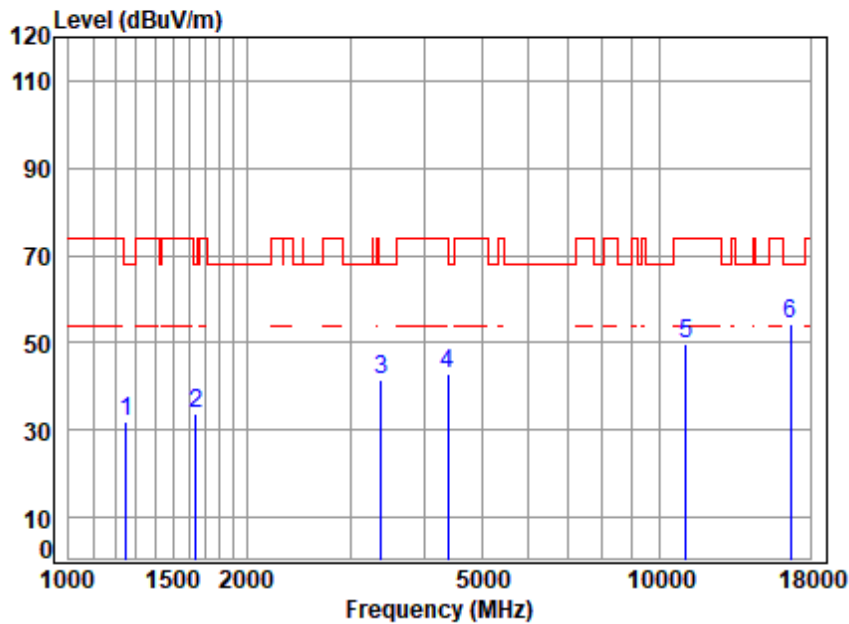
SGS-CSTC Standards Technical Services Co., Ltd. Shenzhen Branch

SZEMC-TRF-01 Rev. A/1

Report No.: SZCR250400160903

Page: 79 of 657

Test Mode: 03; Polarity: Horizontal; Modulation:802.11ax(Full RU0); Bandwidth:40MHz; Channel:middle



Site : chamber
 Condition: 3m HORIZONTAL
 Job No : 01609TL\01610TL
 Mode : 5550 TX RSE
 Note : 5G WIFI 11AX40

	Freq	Cable Loss	Ant Factor	Preamp Factor	Read Level	Level	Limit Line	Over Limit	Remark
	MHz	dB	dB/m	dB	dBuV	dBuV/m	dBuV/m	dB	
1	1252.885	3.75	25.08	54.70	57.77	31.90	68.20	-36.30	peak
2	1644.019	4.25	26.36	54.82	58.03	33.82	68.20	-34.38	peak
3	3386.297	6.42	32.32	54.71	57.48	41.51	68.20	-26.69	peak
4	4392.376	7.13	34.74	54.26	55.47	43.08	74.00	-30.92	peak
5	11100.000	11.73	37.50	53.02	53.63	49.84	74.00	-24.16	peak
6	16650.000	14.09	42.50	52.52	50.33	54.40	68.20	-13.80	peak



SGS-CSTC Standards Technical Services Co., Ltd.
 Shenzhen Branch Inspection & Testing Services Laboratory

Unless otherwise agreed in writing, this document is issued by the Company subject to its General Conditions of Service printed overleaf, available on request or accessible at <https://www.sgs.com/en/Terms-and-Conditions>. Attention is drawn to the limitation of liability, indemnification and jurisdiction issues defined therein. Any holder of this document is advised that information contained hereon reflects the Company's findings at the time of its intervention only and within the limits of Client's instructions, if any. The Company's sole responsibility is to its Client and this document does not exonerate parties to a transaction from exercising all their rights and obligations under the transaction documents. This document cannot be reproduced except in full, without prior written approval of the Company. Any unauthorized alteration, forgery or falsification of the content or appearance of this document is unlawful and offenders may be prosecuted to the fullest extent of the law. Unless otherwise stated the results shown in this test report refer only to the sample(s) tested and such sample(s) are retained for 30 days only.

Attention: To check the authenticity of testing /inspection report & certificate, please contact us at telephone: (86-755) 8307 1443, or email: CN.Doccheck@sgs.com

No.1 Workshop, M-10, Middle Section, Science & Technology Park, Nanshan District, Shenzhen, Guangdong, China 518057 t (86-755) 26012053 f (86-755) 26710594 www.sgs.com.cn
 中国·广东·深圳市南山区科技园中区M-10栋1号厂房 邮编: 518057 t (86-755) 26012053 f (86-755) 26710594 sgs.china@sgs.com

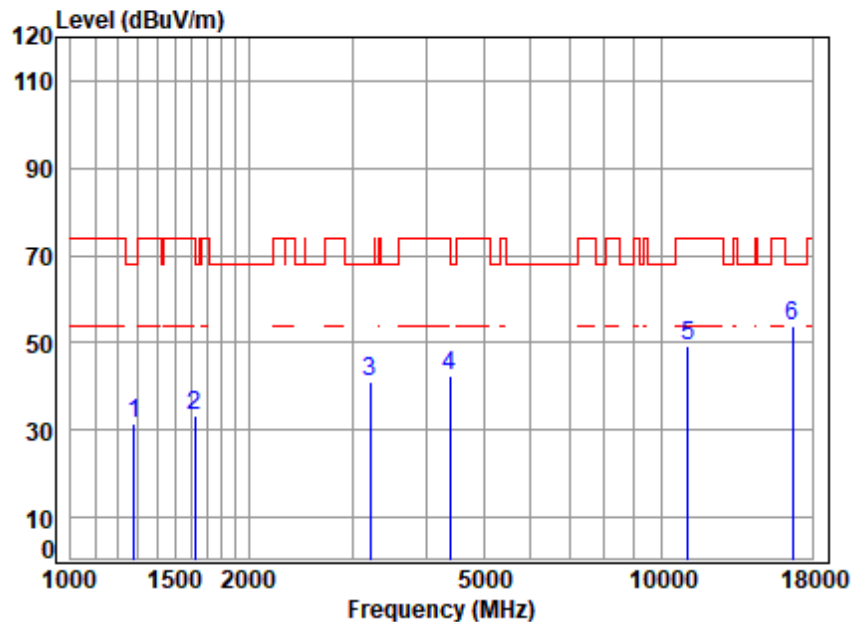
SGS-CSTC Standards Technical Services Co., Ltd. Shenzhen Branch

SZEMC-TRF-01 Rev. A/1

Report No.: SZCR250400160903

Page: 80 of 657

Test Mode: 03; Polarity: Vertical; Modulation:802.11ax(Full RU0); Bandwidth:40MHz; Channel:middle



Site : chamber
Condition: 3m VERTICAL
Job No : 01609TL\01610TL
Mode : 5550 TX RSE
Note : 5G WIFI 11AX40

	Freq	Cable Loss	Ant Factor	Preamp Factor	Read Level	Level	Limit Line	Over Limit	Remark
	MHz	dB	dB/m	dB	dBuV	dBuV/m	dBuV/m	dB	
1	1278.492	3.78	24.93	54.71	57.46	31.46	68.20	-36.74	peak
2	1620.431	4.21	26.60	54.81	57.47	33.47	74.00	-40.53	peak
3	3214.623	6.27	32.67	54.83	57.04	41.15	68.20	-27.05	peak
4	4379.699	7.11	34.64	54.26	54.89	42.38	74.00	-31.62	peak
5	11100.000	11.73	37.50	53.02	52.94	49.15	74.00	-24.85	peak
6	p16650.000	14.09	42.50	52.52	49.73	53.80	68.20	-14.40	peak



SGS-CSTC Standards Technical Services Co., Ltd.
Shenzhen Branch

Unless otherwise agreed in writing, this document is issued by the Company subject to its General Conditions of Service printed overleaf, available on request or accessible at <https://www.sgs.com/en/Terms-and-Conditions>. Attention is drawn to the limitation of liability, indemnification and jurisdiction issues defined therein. Any holder of this document is advised that information contained hereon reflects the Company's findings at the time of its intervention only and within the limits of Client's instructions, if any. The Company's sole responsibility is to its Client and this document does not exonerate parties to a transaction from exercising all their rights and obligations under the transaction documents. This document cannot be reproduced except in full, without prior written approval of the Company. Any unauthorized alteration, forgery or falsification of the content or appearance of this document is unlawful and offenders may be prosecuted to the fullest extent of the law. Unless otherwise stated the results shown in this test report refer only to the sample(s) tested and such sample(s) are retained for 30 days only.

Attention: To check the authenticity of testing /inspection report & certificate, please contact us at telephone: (86-755) 8307 1443, or email: CN.Doccheck@sgs.com
No.1 Workshop, M-10, Middle Section, Science & Technology Park, Nanshan District, Shenzhen, Guangdong, China 518057 t (86-755) 26012053 f (86-755) 26710594 www.sgs.com.cn
中国·广东·深圳市南山区科技园中区M-10栋1号厂房 邮编: 518057 t (86-755) 26012053 f (86-755) 26710594 sgs.china@sgs.com

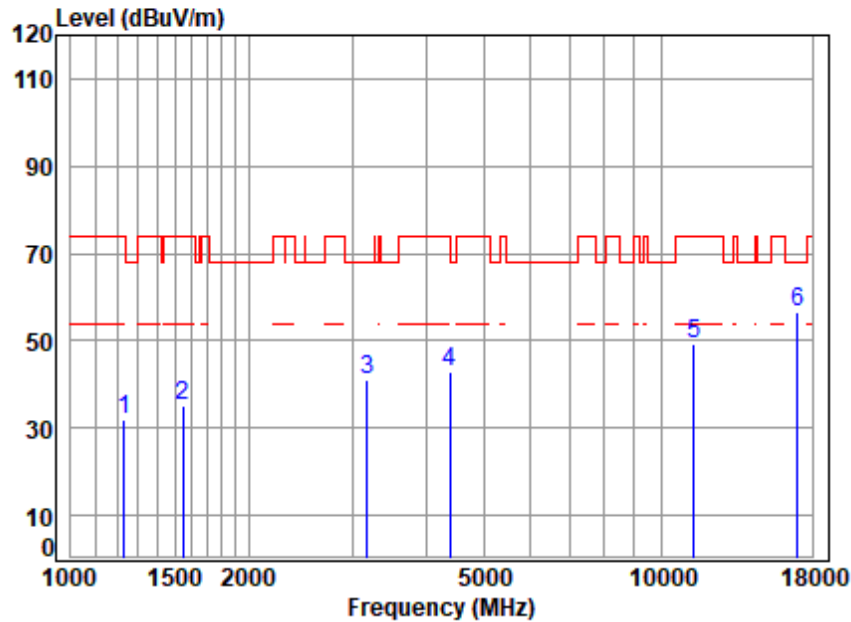
SGS-CSTC Standards Technical Services Co., Ltd. Shenzhen Branch

SZEMC-TRF-01 Rev. A/1

Report No.: SZCR250400160903

Page: 81 of 657

Test Mode: 03; Polarity: Horizontal; Modulation:802.11ax(Full RU0); Bandwidth:40MHz; Channel:High



Site : chamber
 Condition: 3m HORIZONTAL
 Job No : 01609TL\01610TL
 Mode : 5670 TX RSE
 Note : 5G WIFI 11AX40

	Freq	Cable Loss	Ant Factor	Preamp Factor	Read Level	Level	Limit Line	Over Limit	Remark
	MHz	dB	dB/m	dB	dBuV	dBuV/m	dBuV/m	dB	
1	1231.345	3.72	24.84	54.69	57.97	31.84	74.00	-42.16	peak
2	1547.199	4.11	26.99	54.79	58.73	35.04	74.00	-38.96	peak
3	3177.672	6.24	32.72	54.86	56.78	40.88	68.20	-27.32	peak
4	4379.699	7.11	34.64	54.26	55.45	42.94	74.00	-31.06	peak
5	11340.000	11.86	37.76	53.07	52.77	49.32	74.00	-24.68	peak
6	17010.000	14.33	43.10	52.89	51.81	56.35	68.20	-11.85	peak



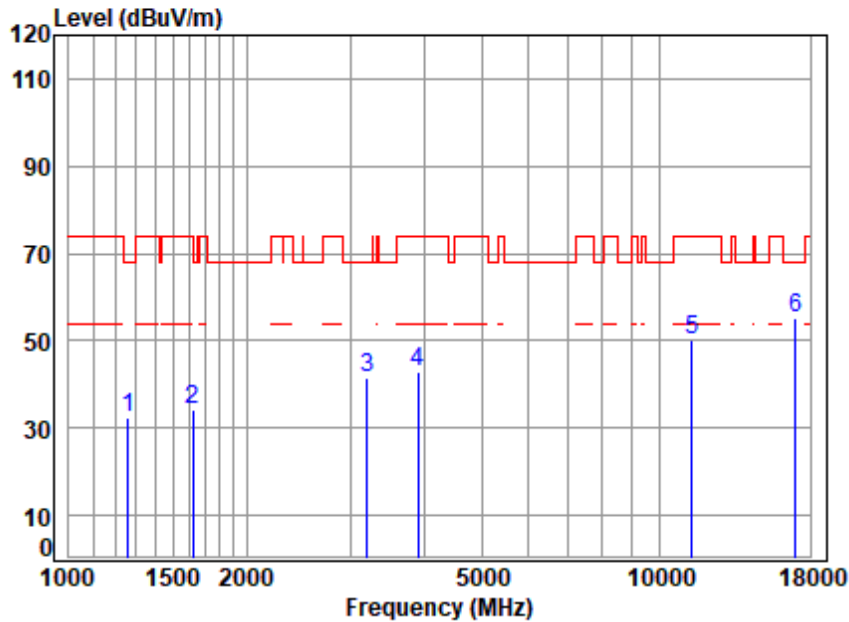
SGS-CSTC Standards Technical Services Co., Ltd.
 Shenzhen Branch Inspection & Testing Laboratory

Unless otherwise agreed in writing, this document is issued by the Company subject to its General Conditions of Service printed overleaf, available on request or accessible at <https://www.sgs.com/en/Terms-and-Conditions>. Attention is drawn to the limitation of liability, indemnification and jurisdiction issues defined therein. Any holder of this document is advised that information contained hereon reflects the Company's findings at the time of its intervention only and within the limits of Client's instructions, if any. The Company's sole responsibility is to its Client and this document does not exonerate parties to a transaction from exercising all their rights and obligations under the transaction documents. This document cannot be reproduced except in full, without prior written approval of the Company. Any unauthorized alteration, forgery or falsification of the content or appearance of this document is unlawful and offenders may be prosecuted to the fullest extent of the law. Unless otherwise stated the results shown in this test report refer only to the sample(s) tested and such sample(s) are retained for 30 days only.

Attention: To check the authenticity of testing /inspection report & certificate, please contact us at telephone: (86-755) 8307 1443, or email: CN.Doccheck@sgs.com

No.1 Workshop, M-10, Middle Section, Science & Technology Park, Nanshan District, Shenzhen, Guangdong, China 518057 t (86-755) 26012053 f (86-755) 26710594 www.sgs.com.cn
 中国·广东·深圳市南山区科技园中区M-10栋1号厂房 邮编: 518057 t (86-755) 26012053 f (86-755) 26710594 sgs.china@sgs.com

Test Mode: 03; Polarity: Vertical; Modulation:802.11ax(Full RU0); Bandwidth:40MHz; Channel:High

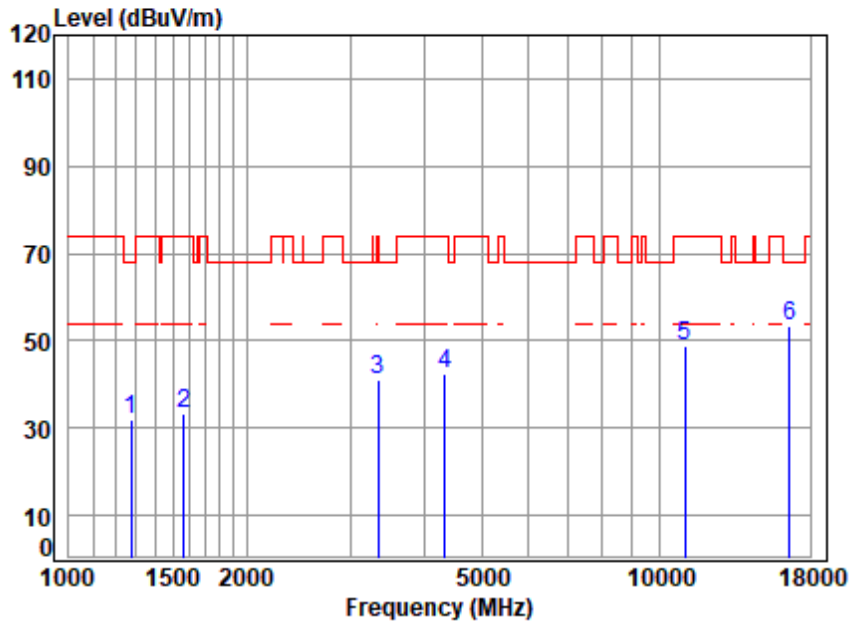


Site : chamber
Condition: 3m VERTICAL
Job No : 01609TL\01610TL
Mode : 5670 TX RSE
Note : 5G WIFI 11AX40

		Cable	Ant	Preamp	Read		Limit	Over	
	Freq	Loss	Factor	Factor	Level	Level	Line	Limit	Remark
	MHz	dB	dB/m	dB	dBuV	dBuV/m	dBuV/m	dB	
1	1260.149	3.76	25.04	54.70	58.18	32.28	68.20	-35.92	peak
2	1620.431	4.21	26.60	54.81	58.36	34.36	74.00	-39.64	peak
3	3196.094	6.25	32.87	54.85	57.15	41.42	68.20	-26.78	peak
4	3901.516	6.63	33.79	54.36	56.84	42.90	74.00	-31.10	peak
5	11340.000	11.86	37.76	53.07	53.49	50.04	74.00	-23.96	peak
6	p17010.000	14.33	43.10	52.89	50.67	55.21	68.20	-12.99	peak



Test Mode: 03; Polarity: Horizontal; Modulation: 802.11ax(Full RU0); Bandwidth: 80MHz; Channel: Low

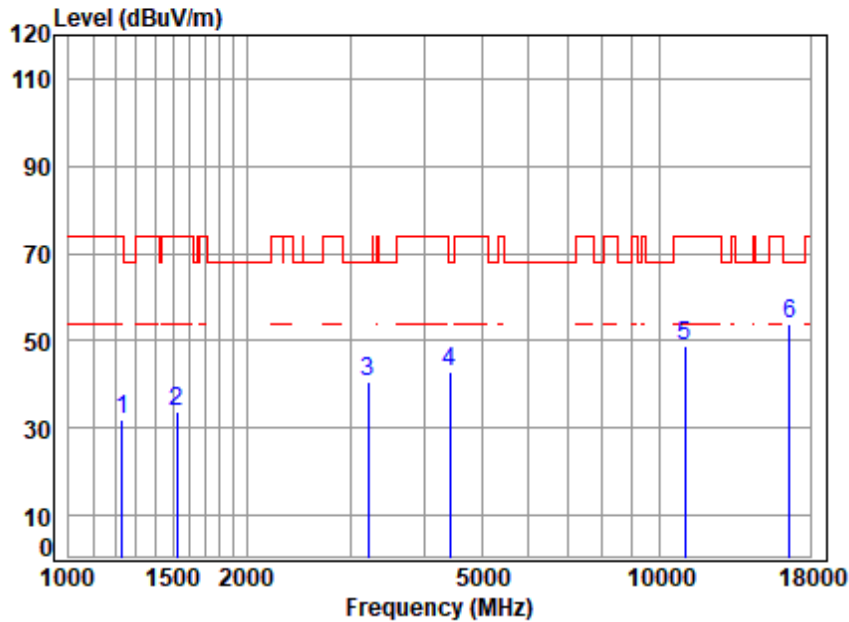


Site : chamber
 Condition: 3m HORIZONTAL
 Job No : 01609TL\01610TL
 Mode : 5530 TX RSE
 Note : 5G WIFI 11AX80

	Freq	Cable Loss	Ant Factor	Preamp Factor	Read Level	Level	Limit	Over Limit	Remark
	MHz	dB	dB/m	dB	dBuV	dBuV/m	dBuV/m	dB	
1	1274.802	3.78	24.95	54.71	57.76	31.78	68.20	-36.42	peak
2	1569.721	4.14	26.92	54.80	57.01	33.27	74.00	-40.73	peak
3	3347.371	6.39	32.05	54.73	57.48	41.19	74.00	-32.81	peak
4	4329.354	7.05	34.23	54.26	55.45	42.47	74.00	-31.53	peak
5	11060.000	11.71	37.50	53.01	52.56	48.76	74.00	-25.24	peak
6	16590.000	14.05	42.28	52.46	49.59	53.46	68.20	-14.74	peak



Test Mode: 03; Polarity: Vertical; Modulation:802.11ax(Full RU0); Bandwidth:80MHz; Channel:Low



Site : chamber
 Condition: 3m VERTICAL
 Job No : 01609TL\01610TL
 Mode : 5530 TX RSE
 Note : 5G WIFI 11AX80

	Freq	Cable Loss	Ant Factor	Preamp Factor	Read Level	Level	Limit Line	Over Limit	Remark
	MHz	dB	dB/m	dB	dBuV	dBuV/m	dBuV/m	dB	
1	1231.345	3.72	24.84	54.69	57.98	31.85	74.00	-42.15	peak
2	1525.000	4.08	26.90	54.78	57.79	33.99	74.00	-40.01	peak
3	3214.623	6.27	32.67	54.83	56.55	40.66	68.20	-27.54	peak
4	4417.841	7.16	34.59	54.26	55.18	42.67	68.20	-25.53	peak
5	11060.000	11.71	37.50	53.01	52.65	48.85	74.00	-25.15	peak
6	16590.000	14.05	42.28	52.46	50.11	53.98	68.20	-14.22	peak



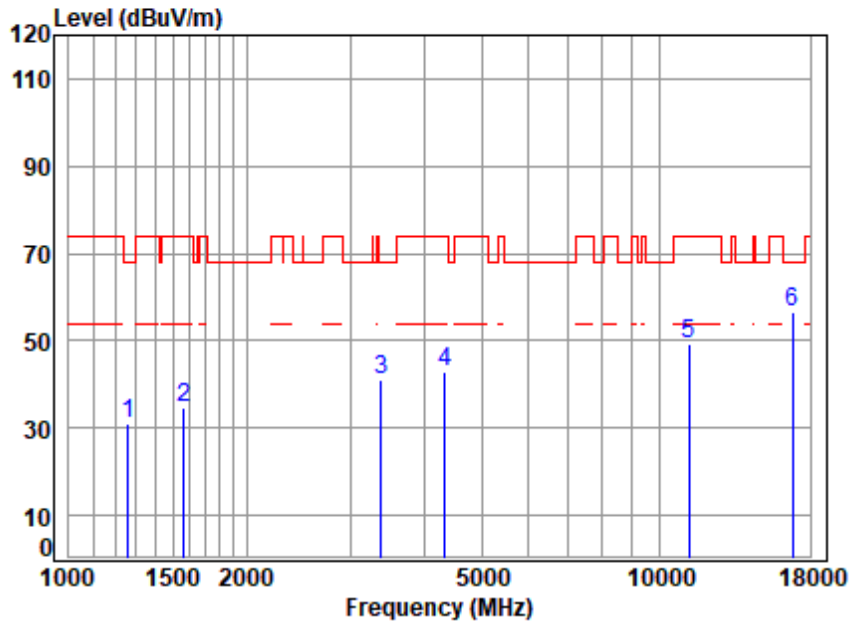
SGS-CSTC Standards Technical Services Co., Ltd. Shenzhen Branch

SZEMC-TRF-01 Rev. A/1

Report No.: SZCR250400160903

Page: 85 of 657

Test Mode: 03; Polarity: Horizontal; Modulation:802.11ax(Full RU0); Bandwidth:80MHz; Channel:High



Site : chamber
 Condition: 3m HORIZONTAL
 Job No : 01609TL\01610TL
 Mode : 5610 TX RSE
 Note : 5G WIFI 11AX80

	Freq	Cable Loss	Ant Factor	Preamp Factor	Read Level	Level	Limit	Over Limit	Remark
	MHz	dB	dB/m	dB	dBuV	dBuV/m	dBuV/m	dB	
1	1260.149	3.76	25.04	54.70	56.73	30.83	68.20	-37.37	peak
2	1569.721	4.14	26.92	54.80	58.20	34.46	74.00	-39.54	peak
3	3386.297	6.42	32.32	54.71	57.02	41.05	68.20	-27.15	peak
4	4329.354	7.05	34.23	54.26	55.82	42.84	74.00	-31.16	peak
5	11220.000	11.80	37.72	53.05	52.62	49.09	74.00	-24.91	peak
6	16830.000	14.21	42.99	52.72	52.31	56.79	68.20	-11.41	peak



SGS-CSTC Standards Technical Services Co., Ltd.
 Shenzhen Branch Inspection & Testing Laboratory

Unless otherwise agreed in writing, this document is issued by the Company subject to its General Conditions of Service printed overleaf, available on request or accessible at <https://www.sgs.com/en/Terms-and-Conditions>. Attention is drawn to the limitation of liability, indemnification and jurisdiction issues defined therein. Any holder of this document is advised that information contained hereon reflects the Company's findings at the time of its intervention only and within the limits of Client's instructions, if any. The Company's sole responsibility is to its Client and this document does not exonerate parties to a transaction from exercising all their rights and obligations under the transaction documents. This document cannot be reproduced except in full, without prior written approval of the Company. Any unauthorized alteration, forgery or falsification of the content or appearance of this document is unlawful and offenders may be prosecuted to the fullest extent of the law. Unless otherwise stated the results shown in this test report refer only to the sample(s) tested and such sample(s) are retained for 30 days only.

Attention: To check the authenticity of testing /inspection report & certificate, please contact us at telephone: (86-755) 8307 1443, or email: CN.Doccheck@sgs.com

No.1 Workshop, M-10, Middle Section, Science & Technology Park, Nanshan District, Shenzhen, Guangdong, China 518057 t (86-755) 26012053 f (86-755) 26710594 www.sgs.com.cn
 中国·广东·深圳市南山区科技园中区M-10栋1号厂房 邮编: 518057 t (86-755) 26012053 f (86-755) 26710594 sgs.china@sgs.com

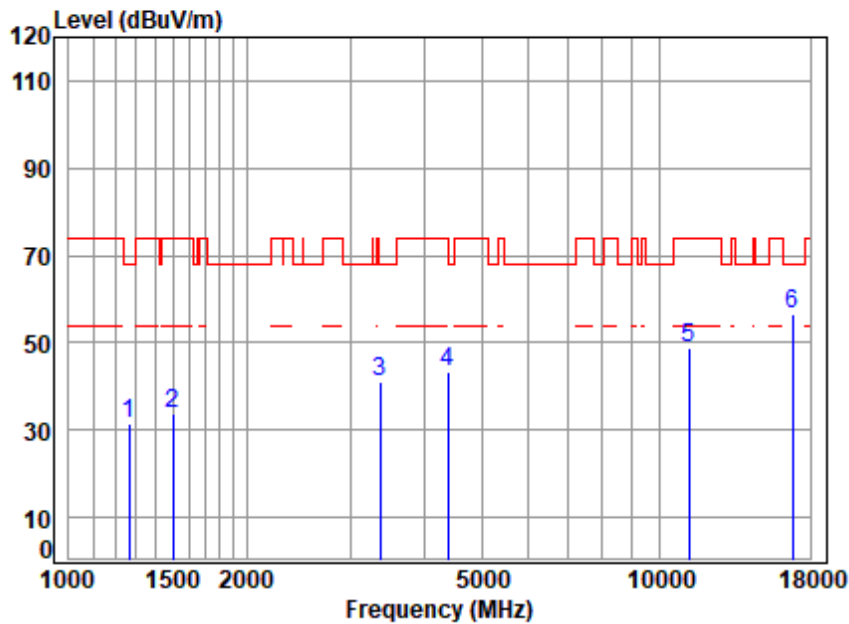
SGS-CSTC Standards Technical Services Co., Ltd. Shenzhen Branch

SZEMC-TRF-01 Rev. A/1

Report No.: SZCR250400160903

Page: 86 of 657

Test Mode: 03; Polarity: Vertical; Modulation:802.11ax(Full RU0); Bandwidth:80MHz; Channel:High



Site : chamber
Condition: 3m VERTICAL
Job No : 01609TL\01610TL
Mode : 5610 TX RSE
Note : 5G WIFI 11AX80

		Cable	Ant	Preamp	Read		Limit	Over	
	Freq	Loss	Factor	Factor	Level	Level	Line	Limit	Remark
	MHz	dB	dB/m	dB	dBuV	dBuV/m	dBuV/m	dB	
1	1267.454	3.77	25.00	54.70	57.48	31.55	68.20	-36.65	peak
2	1503.119	4.04	26.81	54.78	57.72	33.79	74.00	-40.21	peak
3	3366.778	6.41	32.20	54.72	57.04	40.93	68.20	-27.27	peak
4	4392.376	7.13	34.74	54.26	55.91	43.52	74.00	-30.48	peak
5	11220.000	11.80	37.72	53.05	52.23	48.70	74.00	-25.30	peak
6	p16830.000	14.21	42.99	52.72	52.24	56.72	68.20	-11.48	peak



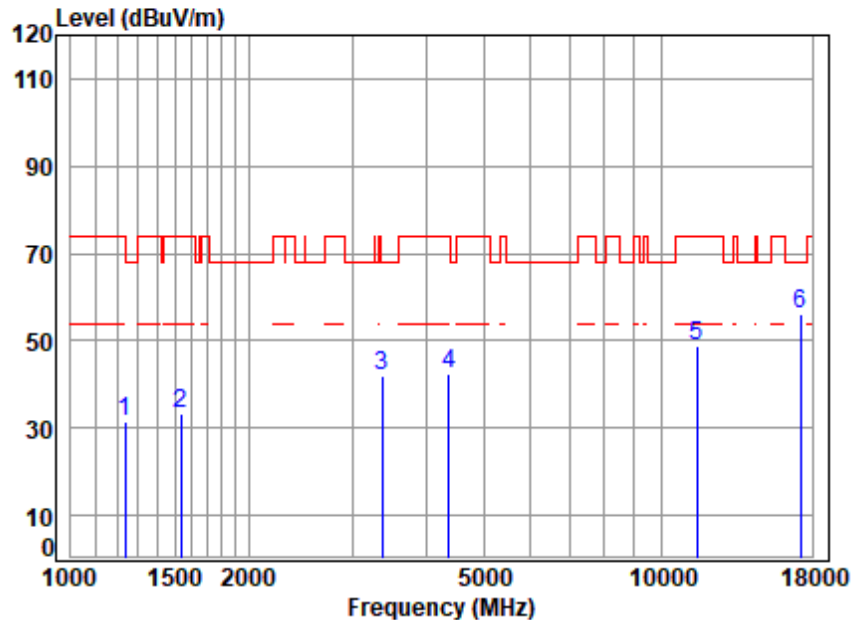
SGS-CSTC Standards Technical Services Co., Ltd.
Shenzhen Branch (SZEMC) Laboratory

Unless otherwise agreed in writing, this document is issued by the Company subject to its General Conditions of Service printed overleaf, available on request or accessible at <https://www.sgs.com/en/Terms-and-Conditions>. Attention is drawn to the limitation of liability, indemnification and jurisdiction issues defined therein. Any holder of this document is advised that information contained hereon reflects the Company's findings at the time of its intervention only and within the limits of Client's instructions, if any. The Company's sole responsibility is to its Client and this document does not exonerate parties to a transaction from exercising all their rights and obligations under the transaction documents. This document cannot be reproduced except in full, without prior written approval of the Company. Any unauthorized alteration, forgery or falsification of the content or appearance of this document is unlawful and offenders may be prosecuted to the fullest extent of the law. Unless otherwise stated the results shown in this test report refer only to the sample(s) tested and such sample(s) are retained for 30 days only.

Attention: To check the authenticity of testing /inspection report & certificate, please contact us at telephone: (86-755) 8307 1443, or email: CN.Doccheck@sgs.com

No.1 Workshop, M-10, Middle Section, Science & Technology Park, Nanshan District, Shenzhen, Guangdong, China 518057 t (86-755) 26012053 f (86-755) 26710594 www.sgs.com.cn
中国·广东·深圳市南山区科技园中区M-10栋1号厂房 邮编: 518057 t (86-755) 26012053 f (86-755) 26710594 sgs.china@sgs.com

Test Mode: 04; Polarity: Horizontal; Modulation:802.11a; Bandwidth:20MHz; Channel:Low

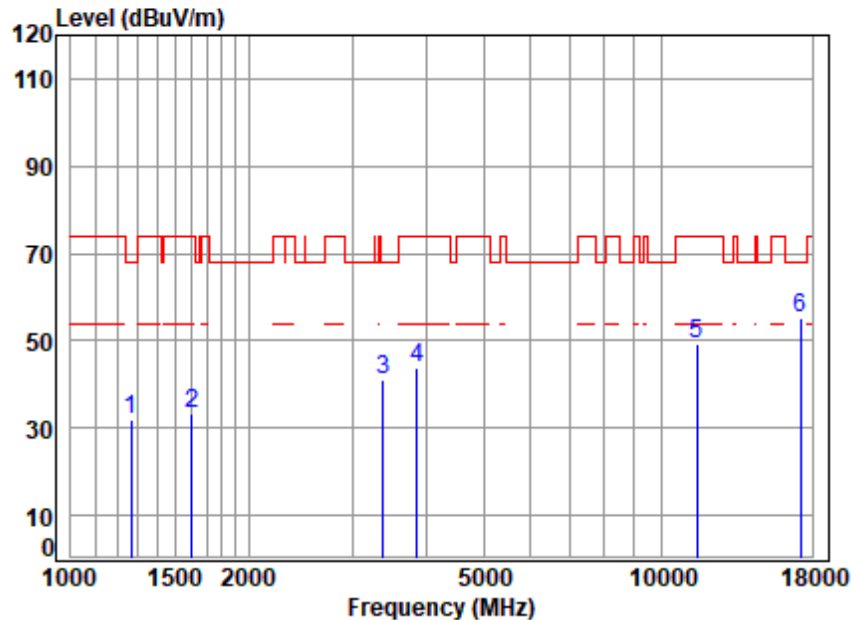


Site : chamber
Condition: 3m HORIZONTAL
Job No : 01609TL\01610TL
Mode : 5745 TX RSE
Note : 5G WIFI 11A

	Freq	Cable Loss	Ant Factor	Preamp Factor	Read Level	Level	Limit Line	Over Limit	Remark
	MHz	dB	dB/m	dB	dBuV	dBuV/m	dBuV/m	dB	
1	1238.483	3.73	24.94	54.69	57.52	31.50	74.00	-42.50	peak
2	1538.281	4.10	26.95	54.79	56.94	33.20	74.00	-40.80	peak
3	3366.778	6.41	32.20	54.72	57.95	41.84	68.20	-26.36	peak
4	4367.058	7.10	34.54	54.26	55.18	42.56	74.00	-31.44	peak
5	11490.000	11.94	37.79	53.10	52.34	48.97	74.00	-25.03	peak
6	17235.000	14.59	43.03	52.78	51.39	56.23	68.20	-11.97	peak



Test Mode: 04; Polarity: Vertical; Modulation:802.11a; Bandwidth:20MHz; Channel:Low

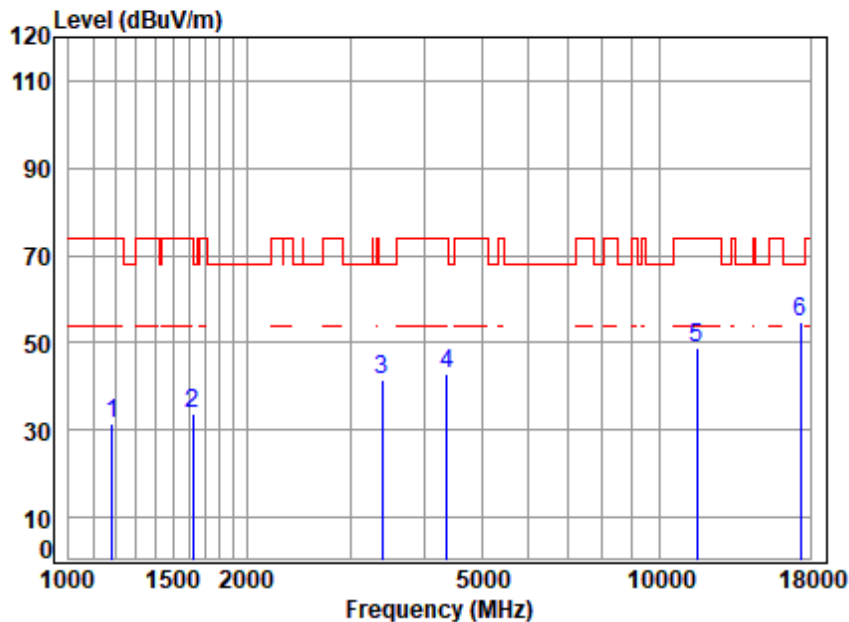


Site : chamber
Condition: 3m VERTICAL
Job No : 01609TL\01610TL
Mode : 5745 TX RSE
Note : 5G WIFI 11A

	Freq	Cable Loss	Ant Factor	Preamp Factor	Read Level	Level	Limit Line	Over Limit	Remark
	MHz	dB	dB/m	dB	dBuV	dBuV/m	dBuV/m	dB	
1	1263.796	3.77	25.02	54.70	57.69	31.78	68.20	-36.42	peak
2	1601.804	4.19	26.78	54.80	57.30	33.47	74.00	-40.53	peak
3	3376.523	6.42	32.26	54.71	56.97	40.94	68.20	-27.26	peak
4	3856.668	6.61	33.19	54.39	58.36	43.77	74.00	-30.23	peak
5	11490.000	11.94	37.79	53.10	52.74	49.37	74.00	-24.63	peak
6	17235.000	14.59	43.03	52.78	50.48	55.32	68.20	-12.88	peak



Test Mode: 04; Polarity: Horizontal; Modulation:802.11a; Bandwidth:20MHz; Channel:middle

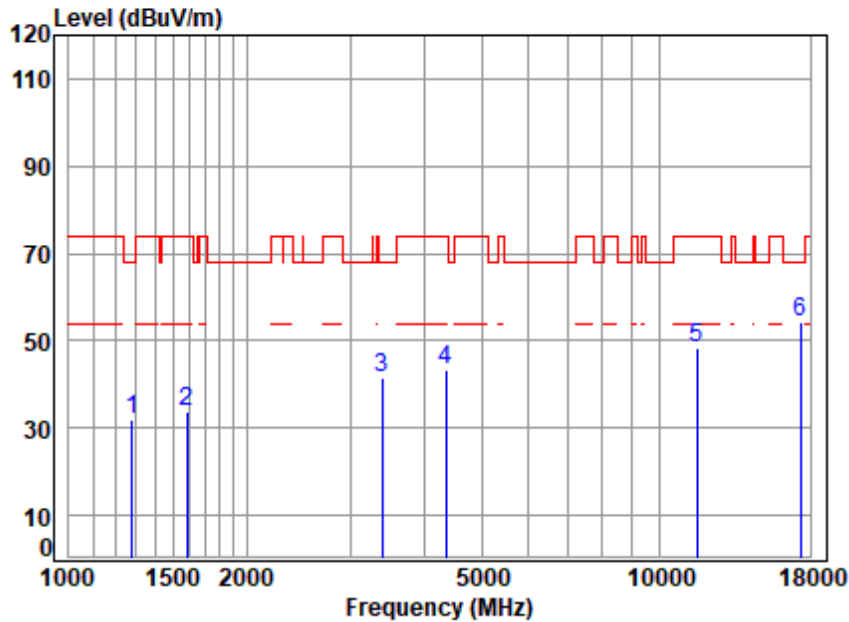


Site : chamber
Condition: 3m HORIZONTAL
Job No : 01609TL\01610TL
Mode : 5785 TX RSE
Note : 5G WIFI 11A

	Freq	Cable Loss	Ant Factor	Preamp Factor	Read Level	Level	Limit	Over Limit	Remark
	MHz	dB	dB/m	dB	dBuV	dBuV/m	dBuV/m	dB	
1	1182.513	3.66	24.23	54.67	58.11	31.33	74.00	-42.67	peak
2	1620.431	4.21	26.60	54.81	57.62	33.62	74.00	-40.38	peak
3	3396.098	6.43	32.38	54.70	57.31	41.42	68.20	-26.78	peak
4	4367.058	7.10	34.54	54.26	55.46	42.84	74.00	-31.16	peak
5	11570.000	11.95	37.73	53.12	52.41	48.97	74.00	-25.03	peak
6	17355.000	14.73	43.26	52.72	49.49	54.76	68.20	-13.44	peak



Test Mode: 04; Polarity: Vertical; Modulation:802.11a; Bandwidth:20MHz; Channel:middle

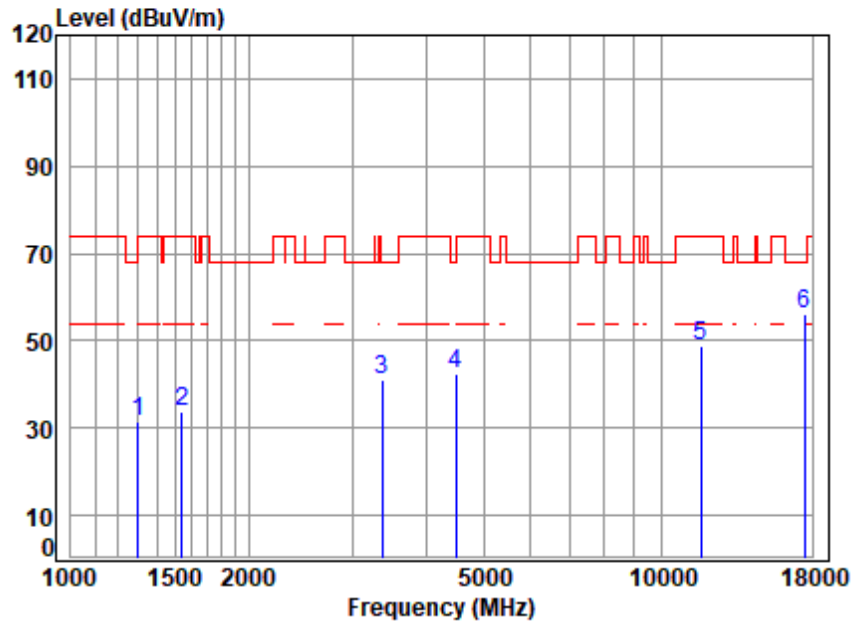


Site : chamber
 Condition: 3m VERTICAL
 Job No : 01609TL\01610TL
 Mode : 5785 TX RSE
 Note : 5G WIFI 11A

	Freq	Cable Loss	Ant Factor	Preamp Factor	Read Level	Level	Limit Line	Over Limit	Remark
	MHz	dB	dB/m	dB	dBuV	dBuV/m	dBuV/m	dB	
1	1282.193	3.79	24.91	54.71	57.83	31.82	68.20	-36.38	peak
2	1583.392	4.16	26.87	54.80	57.48	33.71	74.00	-40.29	peak
3	3396.098	6.43	32.38	54.70	57.57	41.68	68.20	-26.52	peak
4	4354.454	7.08	34.44	54.26	55.96	43.22	74.00	-30.78	peak
5	11570.000	11.95	37.73	53.12	51.80	48.36	74.00	-25.64	peak
6	17355.000	14.73	43.26	52.72	49.19	54.46	68.20	-13.74	peak



Test Mode: 04; Polarity: Horizontal; Modulation:802.11a; Bandwidth:20MHz; Channel:High

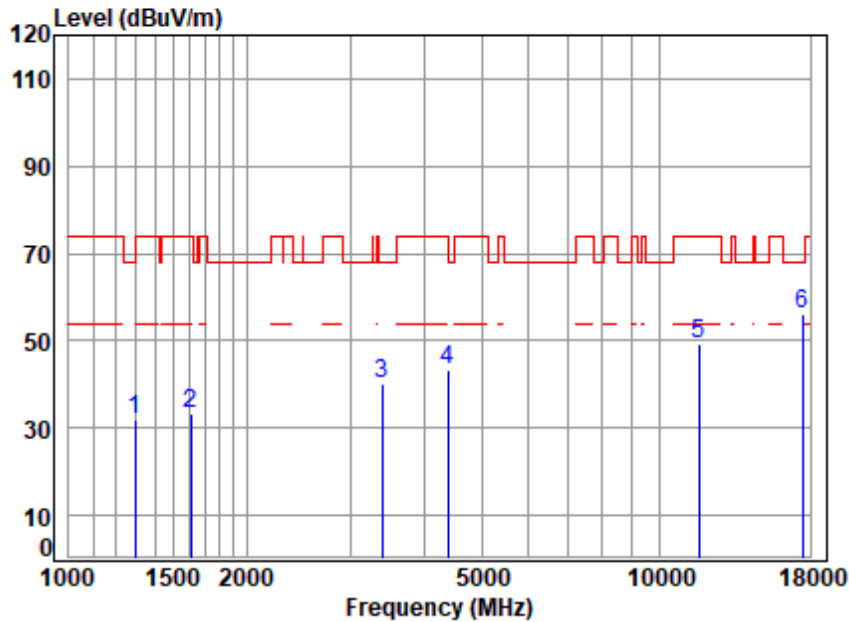


Site : chamber
 Condition: 3m HORIZONTAL
 Job No : 01609TL\01610TL
 Mode : 5825 TX RSE
 Note : 5G WIFI 11A

	Freq	Cable Loss	Ant Factor	Preamp Factor	Read Level	Level	Limit Line	Over Limit	Remark
	MHz	dB	dB/m	dB	dBuV	dBuV/m	dBuV/m	dB	
1	1300.858	3.81	24.79	54.71	57.46	31.35	74.00	-42.65	peak
2	1542.733	4.10	26.97	54.79	57.65	33.93	74.00	-40.07	peak
3	3366.778	6.41	32.20	54.72	57.28	41.17	68.20	-27.03	peak
4	4495.125	7.24	33.66	54.25	55.65	42.30	68.20	-25.90	peak
5	11650.000	11.95	37.80	53.13	52.19	48.81	74.00	-25.19	peak
6	17475.000	14.86	43.40	52.66	50.39	55.99	68.20	-12.21	peak



Test Mode: 04; Polarity: Vertical; Modulation:802.11a; Bandwidth:20MHz; Channel:High

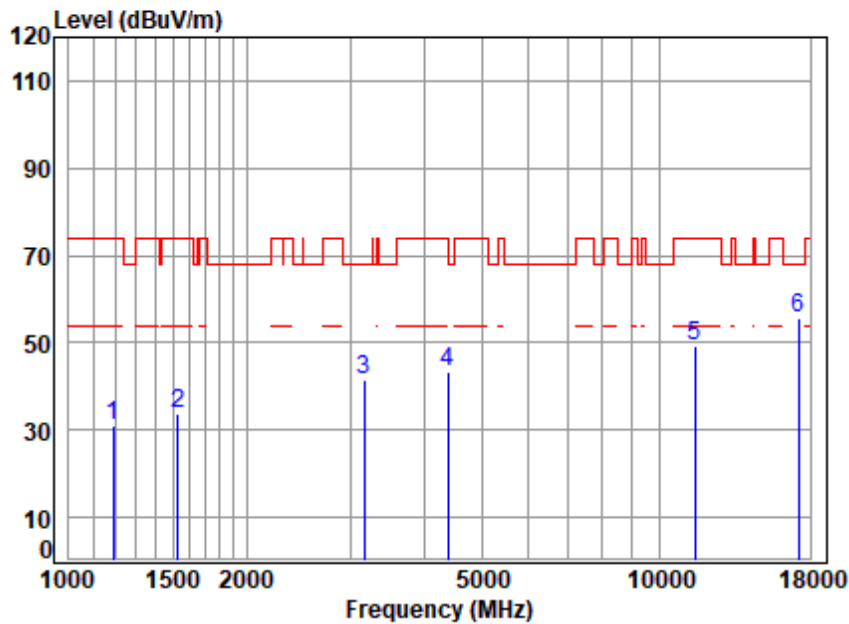


Site : chamber
 Condition: 3m VERTICAL
 Job No : 01609TL\01610TL
 Mode : 5825 TX RSE
 Note : 5G WIFI 11A

	Freq	Cable Loss	Ant Factor	Preamp Factor	Read Level	Level	Limit Line	Over Limit	Remark
	MHz	dB	dB/m	dB	dBuV	dBuV/m	dBuV/m	dB	
1	1293.359	3.80	24.84	54.71	58.04	31.97	68.20	-36.23	peak
2	1611.091	4.20	26.69	54.81	57.24	33.32	74.00	-40.68	peak
3	3396.098	6.43	32.38	54.70	56.19	40.30	68.20	-27.90	peak
4	4379.699	7.11	34.64	54.26	55.84	43.33	74.00	-30.67	peak
5	11650.000	11.95	37.80	53.13	52.69	49.31	74.00	-24.69	peak
6	17475.000	14.86	43.40	52.66	50.47	56.07	68.20	-12.13	peak



Test Mode: 04; Polarity: Horizontal; Modulation:802.11ax(Full RU0); Bandwidth:20MHz; Channel:Low



Site : chamber
Condition: 3m HORIZONTAL
Job No : 01609TL\01610TL
Mode : 5745 TX RSE
Note : 5G WIFI 11AX20

	Freq	Cable Loss	Ant Factor	Preamp Factor	Read Level	Level	Limit	Over Limit	Remark
	MHz	dB	dB/m	dB	dBuV	dBuV/m	dBuV/m	dB	
1	1189.368	3.67	24.29	54.68	57.68	30.96	74.00	-43.04	peak
2	1529.414	4.08	26.92	54.78	57.67	33.89	74.00	-40.11	peak
3	3159.355	6.22	32.57	54.87	57.65	41.57	68.20	-26.63	peak
4	4379.699	7.11	34.64	54.26	55.75	43.24	74.00	-30.76	peak
5	11490.000	11.94	37.79	53.10	52.82	49.45	74.00	-24.55	peak
6	17235.000	14.59	43.03	52.78	50.69	55.53	68.20	-12.67	peak



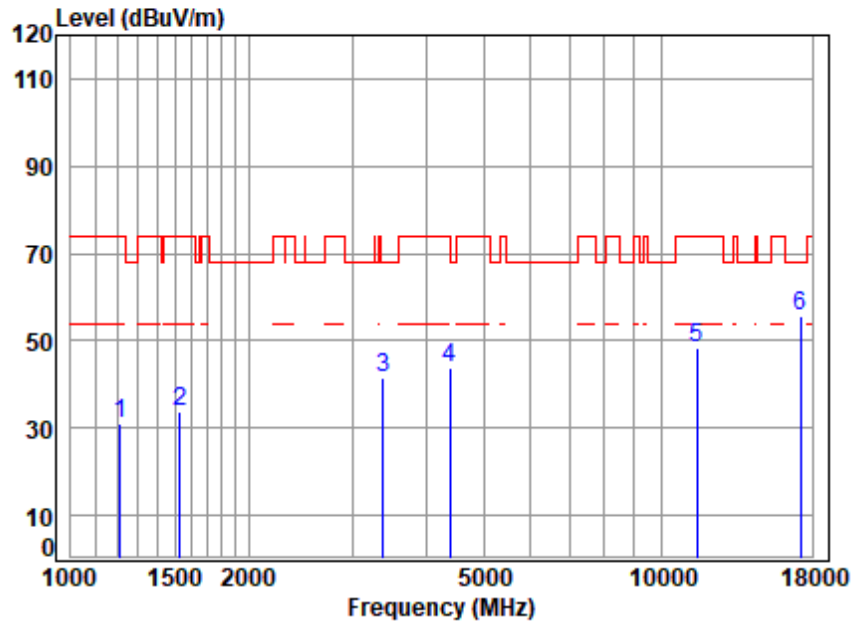
SGS-CSTC Standards Technical Services Co., Ltd. Shenzhen Branch

SZEMC-TRF-01 Rev. A/1

Report No.: SZCR250400160903

Page: 94 of 657

Test Mode: 04; Polarity: Vertical; Modulation:802.11ax(Full RU0); Bandwidth:20MHz; Channel:Low



Site : chamber
Condition: 3m VERTICAL
Job No : 01609TL\01610TL
Mode : 5745 TX RSE
Note : 5G WIFI 11AX20

	Freq	Cable Loss	Ant Factor	Preamp Factor	Read Level	Level	Limit Line	Over Limit	Remark
	MHz	dB	dB/m	dB	dBuV	dBuV/m	dBuV/m	dB	
1	1210.174	3.70	24.54	54.68	57.45	31.01	74.00	-42.99	peak
2	1529.414	4.08	26.92	54.78	57.67	33.89	74.00	-40.11	peak
3	3376.523	6.42	32.26	54.71	57.57	41.54	68.20	-26.66	peak
4	4379.699	7.11	34.64	54.26	56.26	43.75	74.00	-30.25	peak
5	11490.000	11.94	37.79	53.10	51.91	48.54	74.00	-25.46	peak
6	p17235.000	14.59	43.03	52.78	50.85	55.69	68.20	-12.51	peak



SGS-CSTC Standards Technical Services Co., Ltd.
Shenzhen Branch

Unless otherwise agreed in writing, this document is issued by the Company subject to its General Conditions of Service printed overleaf, available on request or accessible at <https://www.sgs.com/en/Terms-and-Conditions>. Attention is drawn to the limitation of liability, indemnification and jurisdiction issues defined therein. Any holder of this document is advised that information contained hereon reflects the Company's findings at the time of its intervention only and within the limits of Client's instructions, if any. The Company's sole responsibility is to its Client and this document does not exonerate parties to a transaction from exercising all their rights and obligations under the transaction documents. This document cannot be reproduced except in full, without prior written approval of the Company. Any unauthorized alteration, forgery or falsification of the content or appearance of this document is unlawful and offenders may be prosecuted to the fullest extent of the law. Unless otherwise stated the results shown in this test report refer only to the sample(s) tested and such sample(s) are retained for 30 days only.

Attention: To check the authenticity of testing /inspection report & certificate, please contact us at telephone: (86-755) 8307 1443, or email: CN.Doccheck@sgs.com

No.1 Workshop, M-10, Middle Section, Science & Technology Park, Nanshan District, Shenzhen, Guangdong, China 518057 t (86-755) 26012053 f (86-755) 26710594 www.sgsgroup.com.cn
中国·广东·深圳市南山区科技园中区M-10栋1号厂房 邮编: 518057 t (86-755) 26012053 f (86-755) 26710594 sgs.china@sgs.com

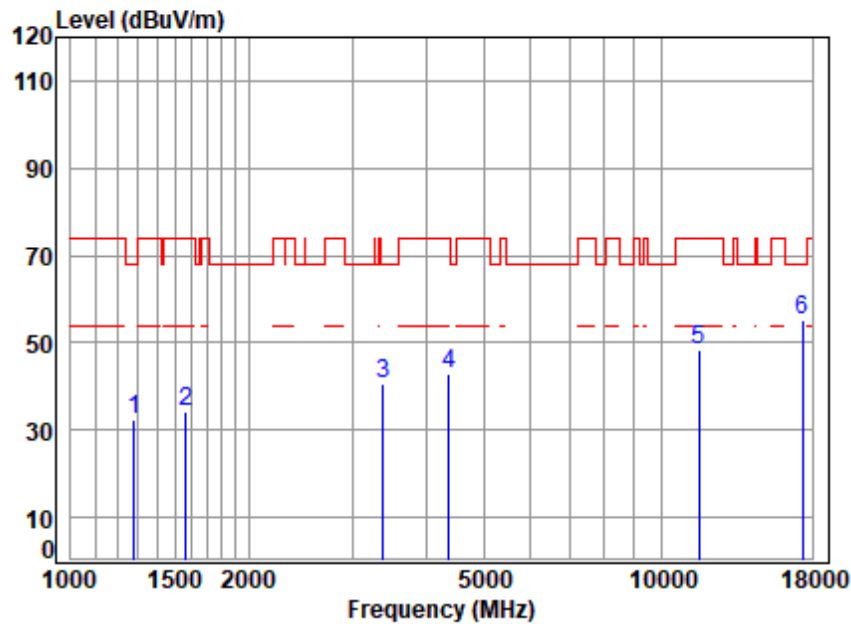
SGS-CSTC Standards Technical Services Co., Ltd. Shenzhen Branch

SZEMC-TRF-01 Rev. A/1

Report No.: SZCR250400160903

Page: 95 of 657

Test Mode: 04; Polarity: Horizontal; Modulation:802.11ax(Full RU0); Bandwidth:20MHz; Channel:middle



Site : chamber
 Condition: 3m HORIZONTAL
 Job No : 01609TL\01610TL
 Mode : 5785 TX RSE
 Note : 5G WIFI 11AX20

	Freq	Cable Loss	Ant Factor	Preamp Factor	Read Level	Level	Limit Line	Over Limit	Remark
	MHz	dB	dB/m	dB	dBuV	dBuV/m	dBuV/m	dB	
1	1282.193	3.79	24.91	54.71	58.43	32.42	68.20	-35.78	peak
2	1569.721	4.14	26.92	54.80	57.87	34.13	74.00	-39.87	peak
3	3376.523	6.42	32.26	54.71	56.42	40.39	68.20	-27.81	peak
4	4367.058	7.10	34.54	54.26	55.67	43.05	74.00	-30.95	peak
5	11570.000	11.95	37.73	53.12	51.96	48.52	74.00	-25.48	peak
6	17355.000	14.73	43.26	52.72	49.86	55.13	68.20	-13.07	peak



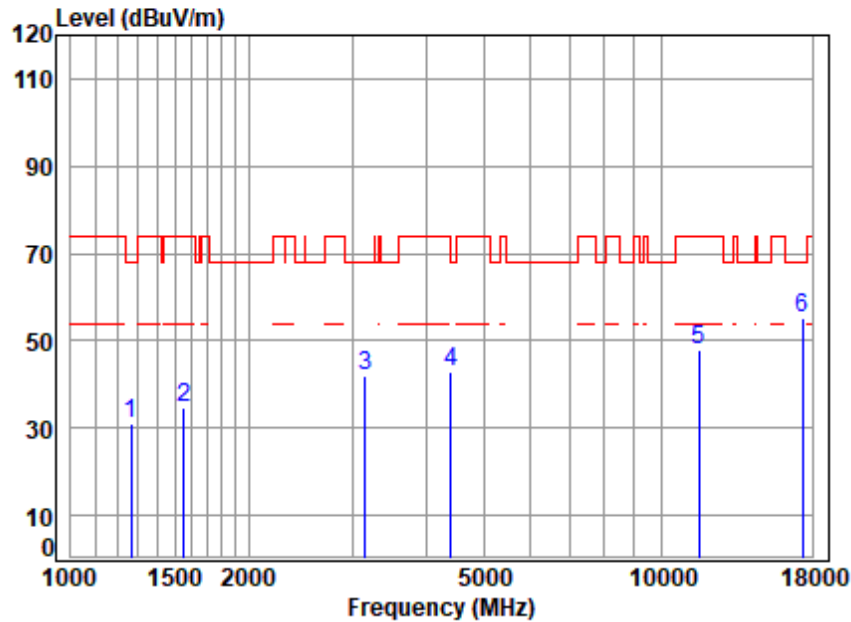
SGS-CSTC Standards Technical Services Co., Ltd.
 Shenzhen Branch Inspection & Testing Laboratory

Unless otherwise agreed in writing, this document is issued by the Company subject to its General Conditions of Service printed overleaf, available on request or accessible at <https://www.sgs.com/en/Terms-and-Conditions>. Attention is drawn to the limitation of liability, indemnification and jurisdiction issues defined therein. Any holder of this document is advised that information contained hereon reflects the Company's findings at the time of its intervention only and within the limits of Client's instructions, if any. The Company's sole responsibility is to its Client and this document does not exonerate parties to a transaction from exercising all their rights and obligations under the transaction documents. This document cannot be reproduced except in full, without prior written approval of the Company. Any unauthorized alteration, forgery or falsification of the content or appearance of this document is unlawful and offenders may be prosecuted to the fullest extent of the law. Unless otherwise stated the results shown in this test report refer only to the sample(s) tested and such sample(s) are retained for 30 days only.

Attention: To check the authenticity of testing /inspection report & certificate, please contact us at telephone: (86-755) 8307 1443, or email: CN.Doccheck@sgs.com

No.1 Workshop, M-10, Middle Section, Science & Technology Park, Nanshan District, Shenzhen, Guangdong, China 518057 t (86-755) 26012053 f (86-755) 26710594 www.sgs.com.cn
 中国·广东·深圳市南山区科技园中区M-10栋1号厂房 邮编: 518057 t (86-755) 26012053 f (86-755) 26710594 sgs.china@sgs.com

Test Mode: 04; Polarity: Vertical; Modulation:802.11ax(Full RU0); Bandwidth:20MHz; Channel:middle

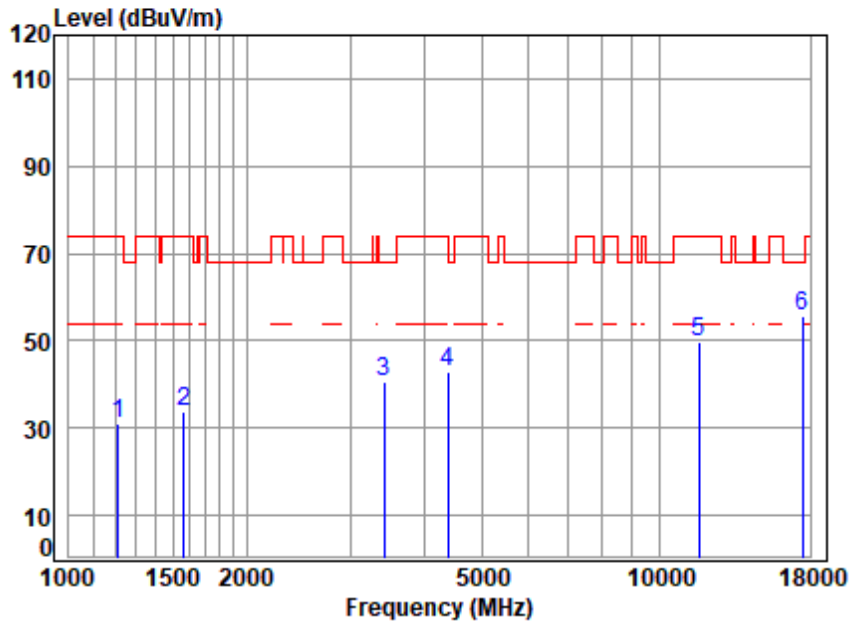


Site : chamber
 Condition: 3m VERTICAL
 Job No : 01609TL\01610TL
 Mode : 5785 TX RSE
 Note : 5G WIFI 11AX20

	Freq	Cable Loss	Ant Factor	Preamp Factor	Read Level	Level	Limit Line	Over Limit	Remark
	MHz	dB	dB/m	dB	dBuV	dBuV/m	dBuV/m	dB	
1	1263.796	3.77	25.02	54.70	57.05	31.14	68.20	-37.06	peak
2	1551.677	4.12	26.99	54.79	58.23	34.55	74.00	-39.45	peak
3	3150.237	6.21	32.50	54.88	58.01	41.84	68.20	-26.36	peak
4	4405.090	7.14	34.74	54.26	55.41	43.03	68.20	-25.17	peak
5	11570.000	11.95	37.73	53.12	51.48	48.04	74.00	-25.96	peak
6	17355.000	14.73	43.26	52.72	50.08	55.35	68.20	-12.85	peak



Test Mode: 04; Polarity: Horizontal; Modulation:802.11ax(Full RU0); Bandwidth:20MHz; Channel:High

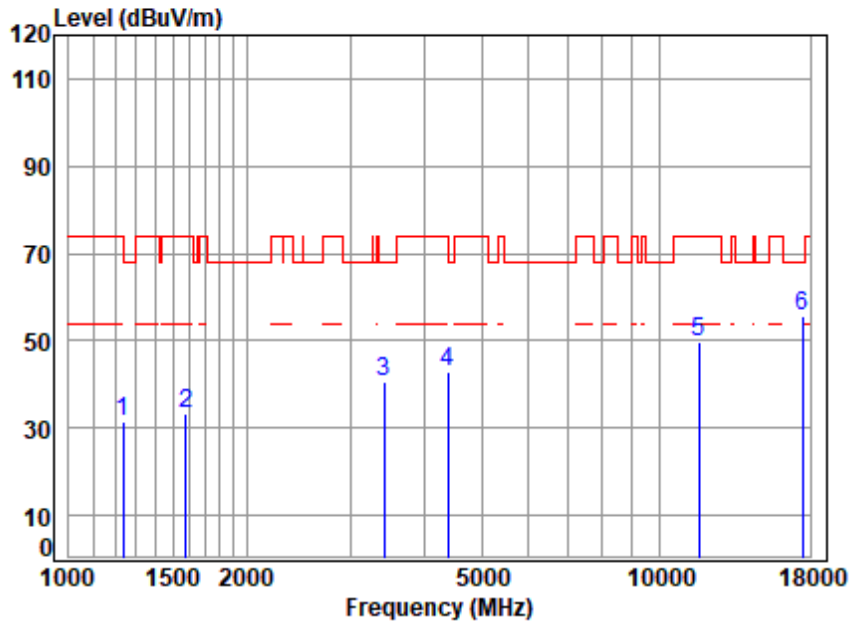


Site : chamber
Condition: 3m HORIZONTAL
Job No : 01609TL\01610TL
Mode : 5825 TX RSE
Note : 5G WIFI 11AX20

		Cable	Ant	Preamp	Read		Limit	Over	
	Freq	Loss	Factor	Factor	Level	Level	Line	Limit	Remark
	MHz	dB	dB/m	dB	dBuV	dBuV/m	dBuV/m	dB	
1	1210.174	3.70	24.54	54.68	57.57	31.13	74.00	-42.87	peak
2	1569.721	4.14	26.92	54.80	57.45	33.71	74.00	-40.29	peak
3	3425.675	6.46	32.09	54.68	56.67	40.54	68.20	-27.66	peak
4	4379.699	7.11	34.64	54.26	55.48	42.97	74.00	-31.03	peak
5	11650.000	11.95	37.80	53.13	53.17	49.79	74.00	-24.21	peak
6	p17475.000	14.86	43.40	52.66	50.13	55.73	68.20	-12.47	peak



Test Mode: 04; Polarity: Vertical; Modulation:802.11ax(Full RU0); Bandwidth:20MHz; Channel:High



Site : chamber
Condition: 3m VERTICAL
Job No : 01609TL\01610TL
Mode : 5825 TX RSE
Note : 5G WIFI 11AX20

	Freq	Cable Loss	Ant Factor	Preamp Factor	Read Level	Level	Limit	Over Limit	Remark
	MHz	dB	dB/m	dB	dBuV	dBuV/m	dBuV/m	dB	
1	1234.909	3.73	24.89	54.69	57.61	31.54	74.00	-42.46	peak
2	1578.822	4.16	26.88	54.80	56.85	33.09	74.00	-40.91	peak
3	3415.787	6.45	32.21	54.68	56.60	40.58	68.20	-27.62	peak
4	4379.699	7.11	34.64	54.26	55.48	42.97	74.00	-31.03	peak
5	11650.000	11.95	37.80	53.13	53.03	49.65	74.00	-24.35	peak
6	17475.000	14.86	43.40	52.66	50.24	55.84	68.20	-12.36	peak



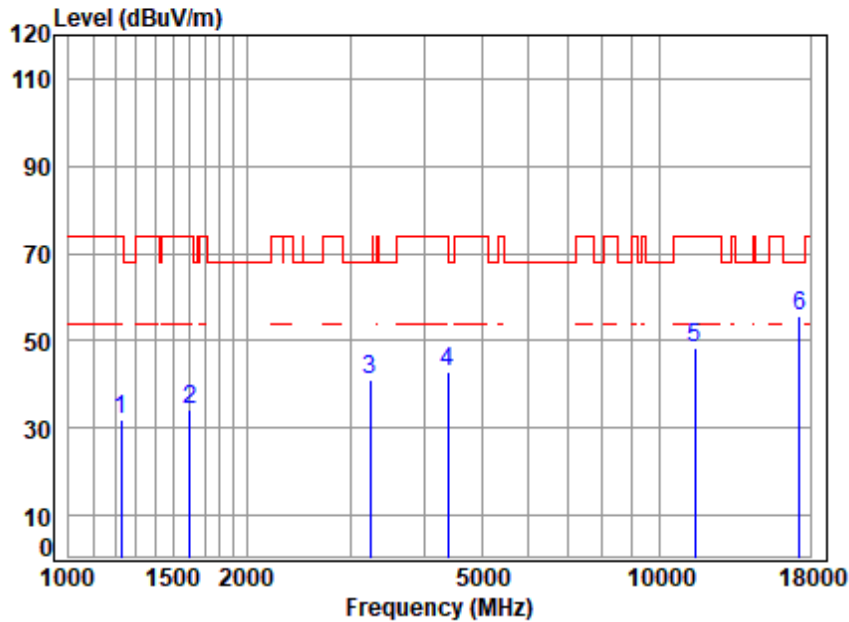
SGS-CSTC Standards Technical Services Co., Ltd. Shenzhen Branch

SZEMC-TRF-01 Rev. A/1

Report No.: SZCR250400160903

Page: 99 of 657

Test Mode: 04; Polarity: Horizontal; Modulation:802.11ax(Full RU0); Bandwidth:40MHz; Channel:Low



Site : chamber
Condition: 3m HORIZONTAL
Job No : 01609TL\01610TL
Mode : 5755 TX RSE
Note : 5G WIFI 11AX40

	Freq	Cable Loss	Ant Factor	Preamp Factor	Read Level	Level	Limit	Over	Remark
	MHz	dB	dB/m	dB	dBuV	dBuV/m	dBuV/m	dB	
1	1227.791	3.72	24.79	54.69	58.09	31.91	74.00	-42.09	peak
2	1601.804	4.19	26.78	54.80	57.95	34.12	74.00	-39.88	peak
3	3233.260	6.29	32.37	54.82	57.07	40.91	68.20	-27.29	peak
4	4392.376	7.13	34.74	54.26	55.37	42.98	74.00	-31.02	peak
5	11510.000	11.95	37.79	53.10	51.90	48.54	74.00	-25.46	peak
6	17265.000	14.62	43.06	52.76	50.69	55.61	68.20	-12.59	peak



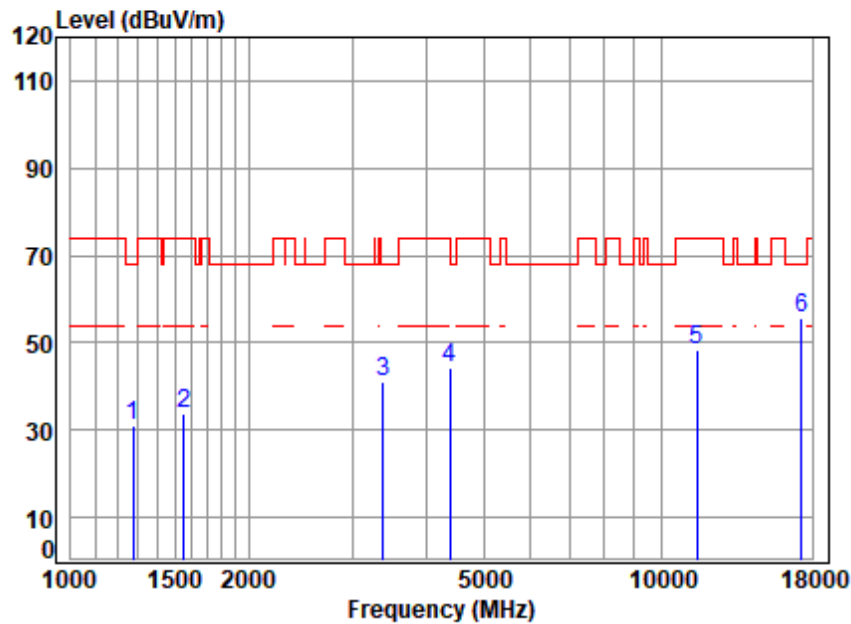
SGS-CSTC Standards Technical Services Co., Ltd.
Shenzhen Branch (SZEMC) Laboratory

Unless otherwise agreed in writing, this document is issued by the Company subject to its General Conditions of Service printed overleaf, available on request or accessible at <https://www.sgs.com/en/Terms-and-Conditions>. Attention is drawn to the limitation of liability, indemnification and jurisdiction issues defined therein. Any holder of this document is advised that information contained hereon reflects the Company's findings at the time of its intervention only and within the limits of Client's instructions, if any. The Company's sole responsibility is to its Client and this document does not exonerate parties to a transaction from exercising all their rights and obligations under the transaction documents. This document cannot be reproduced except in full, without prior written approval of the Company. Any unauthorized alteration, forgery or falsification of the content or appearance of this document is unlawful and offenders may be prosecuted to the fullest extent of the law. Unless otherwise stated the results shown in this test report refer only to the sample(s) tested and such sample(s) are retained for 30 days only.

Attention: To check the authenticity of testing /inspection report & certificate, please contact us at telephone: (86-755) 8307 1443, or email: CN.Doccheck@sgs.com

No.1 Workshop, M-10, Middle Section, Science & Technology Park, Nanshan District, Shenzhen, Guangdong, China 518057 t (86-755) 26012053 f (86-755) 26710594 www.sgs.com.cn
中国·广东·深圳市南山区科技园中区M-10栋1号厂房 邮编: 518057 t (86-755) 26012053 f (86-755) 26710594 sgs.china@sgs.com

Test Mode: 04; Polarity: Vertical; Modulation:802.11ax(Full RU0); Bandwidth:40MHz; Channel:Low



Site : chamber
Condition: 3m VERTICAL
Job No : 01609TL\01610TL
Mode : 5755 TX RSE
Note : 5G WIFI 11AX40

	Freq	Cable Loss	Ant Factor	Preamp Factor	Read Level	Level	Limit Line	Over Limit	Remark
	MHz	dB	dB/m	dB	dBuV	dBuV/m	dBuV/m	dB	
1	1274.802	3.78	24.95	54.71	57.07	31.09	68.20	-37.11	peak
2	1556.169	4.12	26.98	54.79	57.55	33.86	74.00	-40.14	peak
3	3386.297	6.42	32.32	54.71	57.10	41.13	68.20	-27.07	peak
4	4392.376	7.13	34.74	54.26	56.54	44.15	74.00	-29.85	peak
5	11510.000	11.95	37.79	53.10	51.56	48.20	74.00	-25.80	peak
6	p17265.000	14.62	43.06	52.76	50.76	55.68	68.20	-12.52	peak



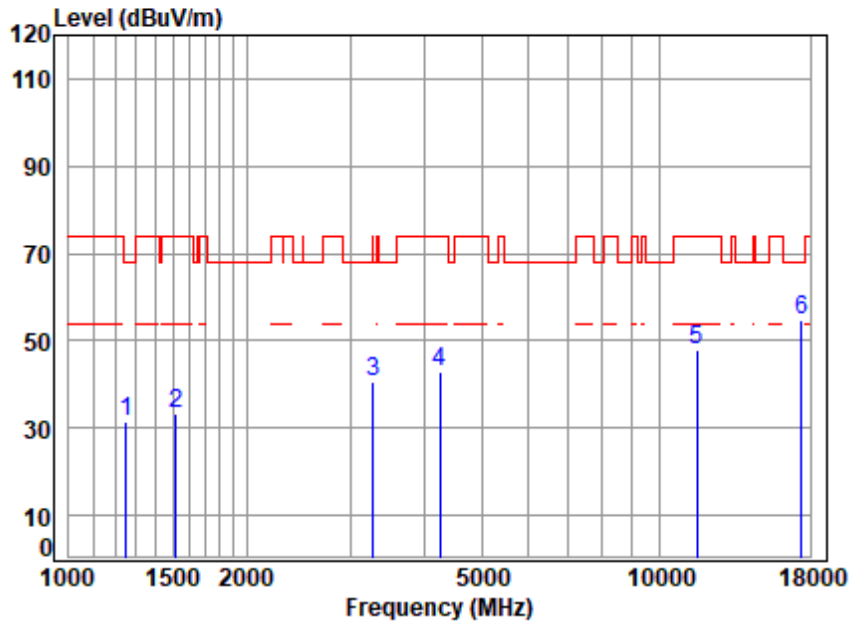
SGS-CSTC Standards Technical Services Co., Ltd. Shenzhen Branch

SZEMC-TRF-01 Rev. A/1

Report No.: SZCR250400160903

Page: 101 of 657

Test Mode: 04; Polarity: Horizontal; Modulation:802.11ax(Full RU0); Bandwidth:40MHz; Channel:High



Site : chamber
Condition: 3m HORIZONTAL
Job No : 01609TL\01610TL
Mode : 5795 TX RSE
Note : 5G WIFI 11AX40

	Freq	Cable Loss	Ant Factor	Preamp Factor	Read Level	Level	Limit Line	Over Limit	Remark
	MHz	dB	dB/m	dB	dBuV	dBuV/m	dBuV/m	dB	
1	1252.885	3.75	25.08	54.70	57.44	31.57	68.20	-36.63	peak
2	1520.598	4.07	26.88	54.78	57.20	33.37	74.00	-40.63	peak
3	3280.326	6.33	31.55	54.78	57.40	40.50	68.20	-27.70	peak
4	4254.921	6.96	33.82	54.27	56.55	43.06	74.00	-30.94	peak
5	11590.000	11.95	37.71	53.12	51.59	48.13	74.00	-25.87	peak
6	p17385.000	14.76	43.35	52.70	49.55	54.96	68.20	-13.24	peak



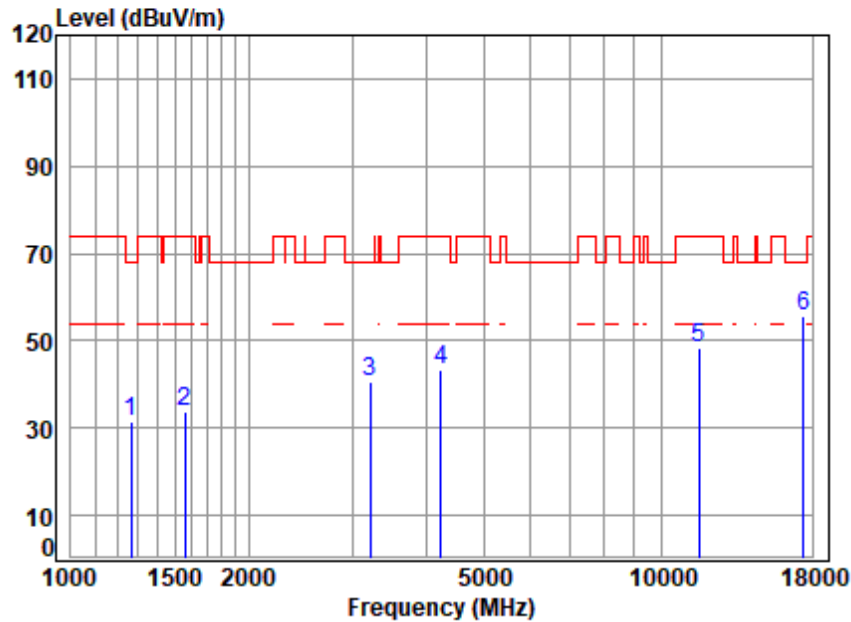
SGS-CSTC Standards Technical Services Co., Ltd.
Shenzhen Branch Inspection & Testing Laboratory

Unless otherwise agreed in writing, this document is issued by the Company subject to its General Conditions of Service printed overleaf, available on request or accessible at <https://www.sgs.com/en/Terms-and-Conditions>. Attention is drawn to the limitation of liability, indemnification and jurisdiction issues defined therein. Any holder of this document is advised that information contained hereon reflects the Company's findings at the time of its intervention only and within the limits of Client's instructions, if any. The Company's sole responsibility is to its Client and this document does not exonerate parties to a transaction from exercising all their rights and obligations under the transaction documents. This document cannot be reproduced except in full, without prior written approval of the Company. Any unauthorized alteration, forgery or falsification of the content or appearance of this document is unlawful and offenders may be prosecuted to the fullest extent of the law. Unless otherwise stated the results shown in this test report refer only to the sample(s) tested and such sample(s) are retained for 30 days only.

Attention: To check the authenticity of testing /inspection report & certificate, please contact us at telephone: (86-755) 8307 1443, or email: CN.Doccheck@sgs.com

No.1 Workshop, M-10, Middle Section, Science & Technology Park, Nanshan District, Shenzhen, Guangdong, China 518057 t (86-755) 26012053 f (86-755) 26710594 www.sgs.com.cn
中国·广东·深圳市南山区科技园中区M-10栋1号厂房 邮编: 518057 t (86-755) 26012053 f (86-755) 26710594 sgs.china@sgs.com

Test Mode: 04; Polarity: Vertical; Modulation:802.11ax(Full RU0); Bandwidth:40MHz; Channel:High



Site : chamber
Condition: 3m VERTICAL
Job No : 01609TL\01610TL
Mode : 5795 TX RSE
Note : 5G WIFI 11AX40

	Freq	Cable Loss	Ant Factor	Preamp Factor	Read Level	Level	Limit Line	Over Limit	Remark
	MHz	dB	dB/m	dB	dBuV	dBuV/m	dBuV/m	dB	
1	1267.454	3.77	25.00	54.70	57.24	31.31	68.20	-36.89	peak
2	1560.673	4.13	26.96	54.79	57.25	33.55	74.00	-40.45	peak
3	3214.623	6.27	32.67	54.83	56.39	40.50	68.20	-27.70	peak
4	4230.396	6.94	33.80	54.27	56.67	43.14	74.00	-30.86	peak
5	11590.000	11.95	37.71	53.12	51.72	48.26	74.00	-25.74	peak
6	p17385.000	14.76	43.35	52.70	50.44	55.85	68.20	-12.35	peak



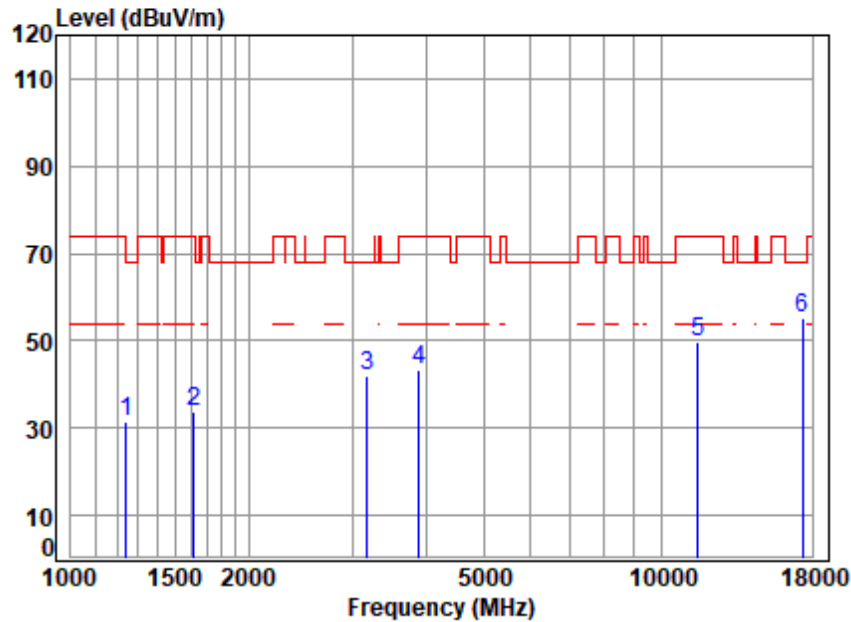
SGS-CSTC Standards Technical Services Co., Ltd. Shenzhen Branch

SZEMC-TRF-01 Rev. A/1

Report No.: SZCR250400160903

Page: 103 of 657

Test Mode: 04; Polarity: Horizontal; Modulation:802.11ax(Full RU0); Bandwidth:80MHz; Channel:middle



Site : chamber
Condition: 3m HORIZONTAL
Job No : 01609TL\01610TL
Mode : 5775 TX RSE
Note : 5G WIFI 11AX80

		Cable	Ant	Preamp	Read		Limit	Over	
	Freq	Loss	Factor	Factor	Level	Level	Line	Limit	Remark
	MHz	dB	dB/m	dB	dBuV	dBuV/m	dBuV/m	dB	
1	1242.068	3.74	24.99	54.69	57.62	31.66	68.20	-36.54	peak
2	1615.754	4.21	26.64	54.81	57.70	33.74	74.00	-40.26	peak
3	3177.672	6.24	32.72	54.86	57.72	41.82	68.20	-26.38	peak
4	3890.255	6.62	33.66	54.37	57.24	43.15	74.00	-30.85	peak
5	11550.000	11.95	37.75	53.11	52.93	49.52	74.00	-24.48	peak
6	p17325.000	14.69	43.17	52.73	49.95	55.08	68.20	-13.12	peak



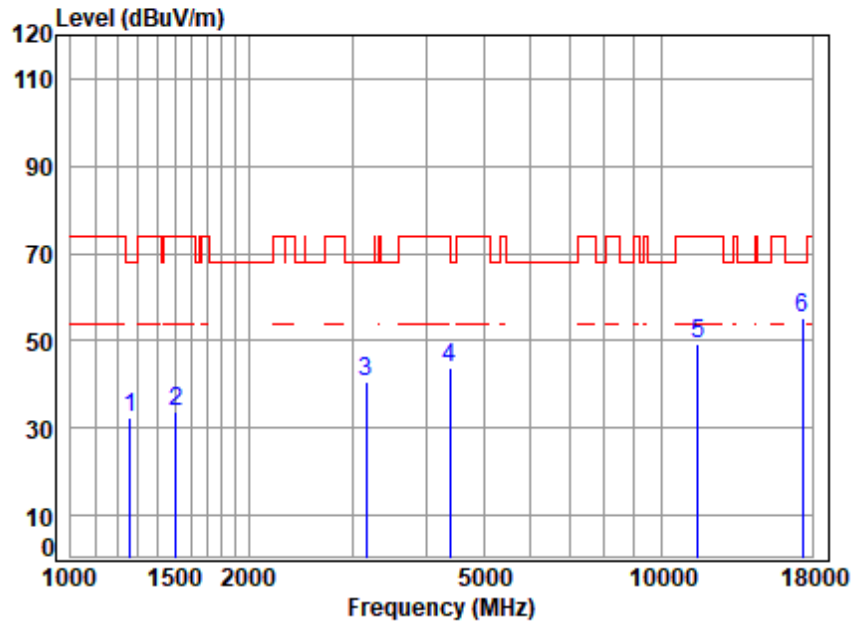
SGS-CSTC Standards Technical Services Co., Ltd.
Shenzhen Branch

Unless otherwise agreed in writing, this document is issued by the Company subject to its General Conditions of Service printed overleaf, available on request or accessible at <https://www.sgs.com/en/Terms-and-Conditions>. Attention is drawn to the limitation of liability, indemnification and jurisdiction issues defined therein. Any holder of this document is advised that information contained hereon reflects the Company's findings at the time of its intervention only and within the limits of Client's instructions, if any. The Company's sole responsibility is to its Client and this document does not exonerate parties to a transaction from exercising all their rights and obligations under the transaction documents. This document cannot be reproduced except in full, without prior written approval of the Company. Any unauthorized alteration, forgery or falsification of the content or appearance of this document is unlawful and offenders may be prosecuted to the fullest extent of the law. Unless otherwise stated the results shown in this test report refer only to the sample(s) tested and such sample(s) are retained for 30 days only.

Attention: To check the authenticity of testing /inspection report & certificate, please contact us at telephone: (86-755) 8307 1443, or email: CN.Doccheck@sgs.com

No.1 Workshop, M-10, Middle Section, Science & Technology Park, Nanshan District, Shenzhen, Guangdong, China 518057 t (86-755) 26012053 f (86-755) 26710594 www.sgsgroup.com.cn
中国·广东·深圳市南山区科技园中区M-10栋1号厂房 邮编: 518057 t (86-755) 26012053 f (86-755) 26710594 sgs.china@sgs.com

Test Mode: 04; Polarity: Vertical; Modulation:802.11ax(Full RU0); Bandwidth:80MHz; Channel:middle



Site : chamber
Condition: 3m VERTICAL
Job No : 01609TL\01610TL
Mode : 5775 TX RSE
Note : 5G WIFI 11AX80

	Freq	Cable Loss	Ant Factor	Preamp Factor	Read Level	Level	Limit Line	Over Limit	Remark
	MHz	dB	dB/m	dB	dBuV	dBuV/m	dBuV/m	dB	
1	1260.149	3.76	25.04	54.70	58.10	32.20	68.20	-36.00	peak
2	1507.470	4.05	26.83	54.78	57.79	33.89	74.00	-40.11	peak
3	3168.500	6.23	32.65	54.87	56.50	40.51	68.20	-27.69	peak
4	4379.699	7.11	34.64	54.26	56.33	43.82	74.00	-30.18	peak
5	11550.000	11.95	37.75	53.11	52.57	49.16	74.00	-24.84	peak
6	p17325.000	14.69	43.17	52.73	49.96	55.09	68.20	-13.11	peak



7.5 Radiated Emissions which fall in the restricted bands

Test Requirement 47 CFR Part 15, Subpart C 15.209 & Subpart E 15.407(b)

Test Method: ANSI C63.10 (2013) Section 6.10.5

Measurement Distance: 3m

Limit:

Frequency(MHz)	Field strength(microvolts/meter)	Measurement distance(meters)
0.009-0.490	2400/F(kHz)	300
0.490-1.705	24000/F(kHz)	30
1.705-30.0	30	30
30-88	100	3
88-216	150	3
216-960	200	3
Above 960	500	3

*(1) For transmitters operating in the 5.15-5.25 GHz band: All emissions outside of the 5.15-5.35 GHz band shall not exceed an e.i.r.p. of -27 dBm/MHz.

(2) For transmitters operating in the 5.25-5.35 GHz band: All emissions outside of the 5.15-5.35 GHz band shall not exceed an e.i.r.p. of -27 dBm/MHz.

(3) For transmitters operating in the 5.47-5.725 GHz band: All emissions outside of the 5.47-5.725 GHz band shall not exceed an e.i.r.p. of -27 dBm/MHz.

(4) For transmitters operating in the 5.725-5.85 GHz band:

(i) All emissions shall be limited to a level of -27 dBm/MHz at 75 MHz or more above or below the band edge increasing linearly to 10 dBm/MHz at 25 MHz above or below the band edge, and from 25 MHz above or below the band edge increasing linearly to a level of 15.6 dBm/MHz at 5 MHz above or below the band edge, and from 5 MHz above or below the band edge increasing linearly to a level of 27 dBm/MHz at the band edge.

Remark: The emission limits shown in the above table are based on measurements employing a CISPR quasi-peak detector except for the frequency bands 9-90kHz, 110-490kHz and above 1000 MHz. Radiated emission limits in these three bands are based on measurements employing an average detector, the peak field strength of any emission shall not exceed the maximum permitted average limits specified above by more than 20 dB under any condition of modulation.

7.5.1 E.U.T. Operation

Operating Environment:

Temperature: 23.5 °C

Humidity: 56.3 % RH

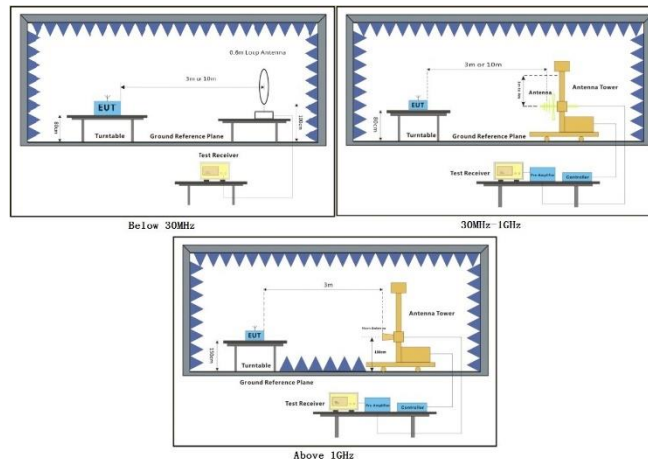
Atmospheric Pressure: 1020 mbar



7.5.2 Test Mode Description

Pre-scan / Final test	Mode Code	Description
Final test	01	TX mode (U-NII-1) _Keep the EUT in continuously transmitting mode with all modulation types. All data rates for each modulation type have been tested and found the data rate @ 6Mbps is the worst case of IEEE 802.11a; data rate @ MCS0 is the worst case of IEEE 802.11n/ac/ax/be 20/40/80/160, Only the data of worst case is recorded in the report.
Final test	02	TX mode (U-NII-2A) _Keep the EUT in continuously transmitting mode with all modulation types. All data rates for each modulation type have been tested and found the data rate @ 6Mbps is the worst case of IEEE 802.11a; data rate @ MCS0 is the worst case of IEEE 802.11n/ac/ax/be 20/40/80/160, Only the data of worst case is recorded in the report.
Final test	03	TX mode (U-NII-2C) _Keep the EUT in continuously transmitting mode with all modulation types. All data rates for each modulation type have been tested and found the data rate @ 6Mbps is the worst case of IEEE 802.11a; data rate @ MCS0 is the worst case of IEEE 802.11n/ac/ax/be 20/40/80/160, Only the data of worst case is recorded in the report.
Final test	04	TX mode (U-NII-3) _Keep the EUT in continuously transmitting mode with all modulation types. All data rates for each modulation type have been tested and found the data rate @ 6Mbps is the worst case of IEEE 802.11a; data rate @ MCS0 is the worst case of IEEE 802.11n/ac/ax/be 20/40/80, Only the data of worst case is recorded in the report.

7.5.3 Test Setup Diagram



7.5.4 Measurement Procedure and Data

- a. For below 1GHz, the EUT was placed on the top of a rotating table 0.8 meters above the ground at a 3 or 10 meter semi-anechoic chamber. The table was rotated 360 degrees to determine the position of the highest radiation.
- b. For above 1GHz, the EUT was placed on the top of a rotating table 1.5 meters above the ground at a 3 meter fully-anechoic chamber. The table was rotated 360 degrees to determine the position of the highest radiation.
- c. The EUT was set 3 or 10 meters away from the interference-receiving antenna, which was mounted on the top of a variable-height antenna tower.
- d. The antenna height is varied from one meter to four meters above the ground to determine the maximum value of the field strength. Both horizontal and vertical polarizations of the antenna are set to make the measurement.
- e. For each suspected emission, the EUT was arranged to its worst case and then the antenna was tuned to heights from 1 meter to 4 meters (for the test frequency of below 30MHz, the antenna was tuned to heights 1 meter) and the rotatable table was turned from 0 degrees to 360 degrees to find the maximum reading.
- f. The test-receiver system was set to Peak Detect Function and Specified Bandwidth with Maximum Hold Mode.
- g. If the emission level of the EUT in peak mode was 10dB lower than the limit specified, then testing could be stopped and the peak values of the EUT would be reported. Otherwise the emissions that did not have 10dB margin would be re-tested one by one using peak, quasi-peak or average method as specified and then reported in a data sheet.
- h. Test the EUT in the lowest channel, the middle channel, the Highest channel.
- i. The radiation measurements are performed in X, Y, Z axis positioning for Transmitting mode, and found the X axis positioning which it is the worst case.
- j. Repeat above procedures until all frequencies measured was complete.

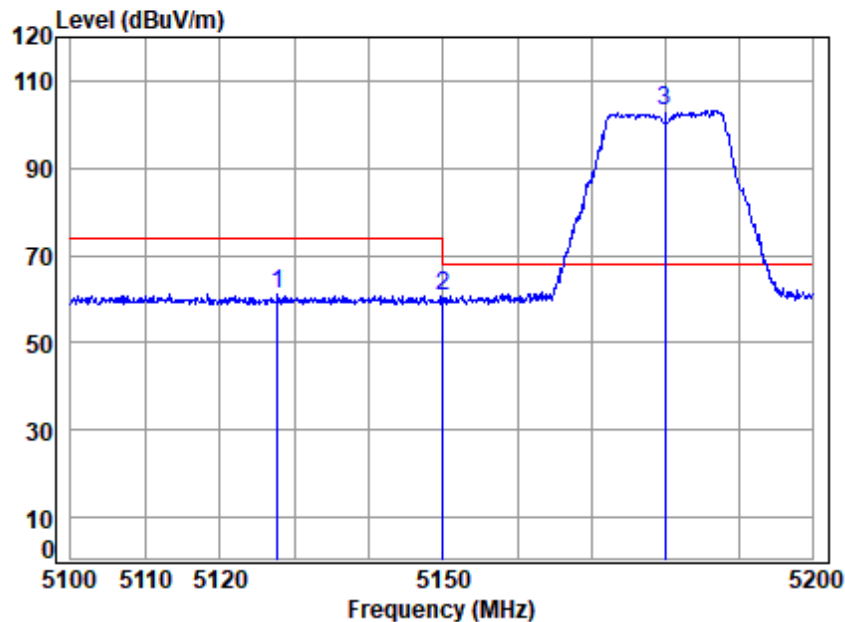
Remark 1: Level= Read Level+ Cable Loss+ Antenna Factor- Preamp Factor

Remark 2. The resolution bandwidth of test receiver/spectrum analyzer is 1MHz and the video bandwidth is 3MHz for Peak detection (PK) and Average detection (AV) at frequency above 1GHz.

Remark 3. For fundamental and harmonic signal measurement, the resolution bandwidth of test receiver/spectrum analyzer is 1MHz and the video bandwidth is $\geq 1/T$ (Duty cycle $< 98\%$) or 10Hz (Duty cycle $\geq 98\%$) for Average detection (AV) at frequency above 1GHz.



Test Mode: 01; Polarity: Horizontal; Modulation:802.11a; Bandwidth:20MHz; Channel:Low

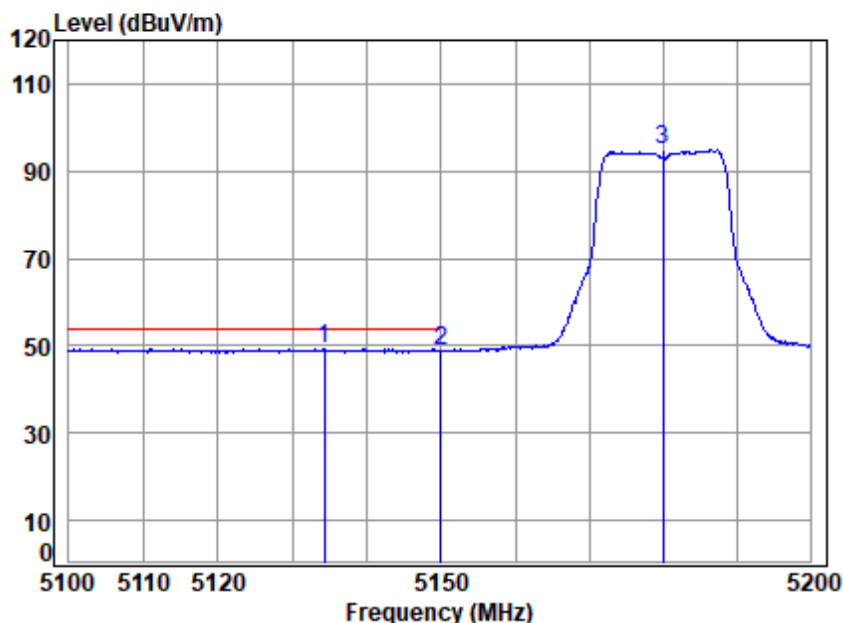


Site : chamber
Condition: 3m HORIZONTAL
Job No : 01609TL\01610TL
Mode : 5180 Band edge
: 5G WIFI 11A

		Cable	Ant	Preamp	Read	Limit	Over	
Freq		Loss	Factor	Factor	Level	Line	Limit	Remark
MHz		dB	dB/m	dB	dBuV	dBuV/m	dBuV/m	dB
1	5127.705	18.80	33.94	31.27	39.60	61.07	74.00	-12.93 peak
2	5149.980	18.83	33.90	31.28	39.10	60.55	74.00	-13.45 peak
3 p	5180.000	18.88	33.96	31.30	81.75	103.29	68.20	35.09 peak



Test Mode: 01; Polarity: Horizontal; Modulation:802.11a; Bandwidth:20MHz; Channel:Low

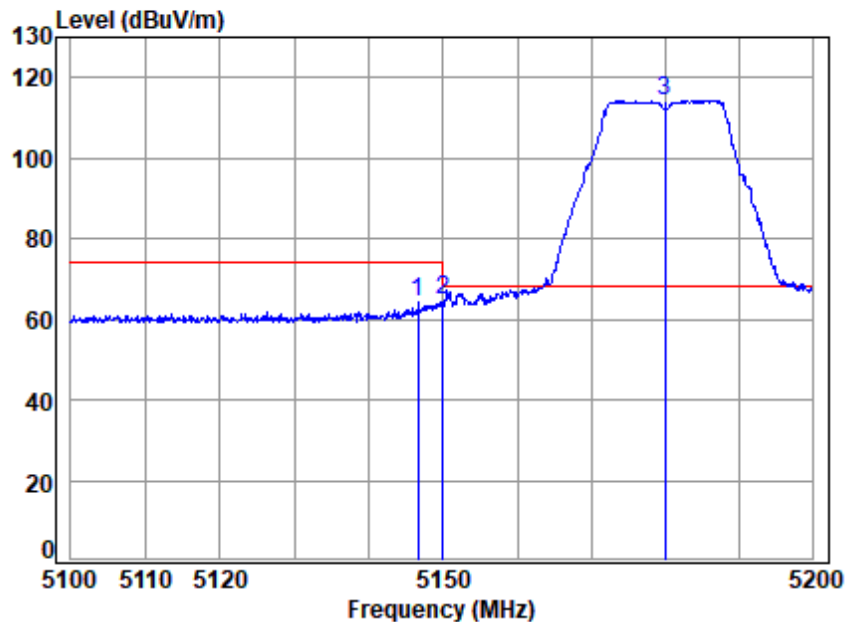


Site : chamber
Condition: 3m HORIZONTAL
Job No : 01609TL\01610TL
Mode : 5180 Band edge
: 5G WIFI 11A

		Cable	Ant	Preamp	Read	Limit	Over	
Freq	Loss	Factor	Factor	Level	Level	Line	Limit	Remark
MHz	dB	dB/m	dB	dBuV	dBuV/m	dBuV/m	dB	
1 q 5134.281	18.81	33.93	31.27	27.90	49.37	54.00	-4.63	Average
2 5149.980	18.83	33.90	31.28	27.37	48.82	54.00	-5.18	Average
3 5180.000	18.88	33.96	31.30	73.47	95.01	-----	-----	Average



Test Mode: 01; Polarity: Vertical; Modulation:802.11a; Bandwidth:20MHz; Channel:Low

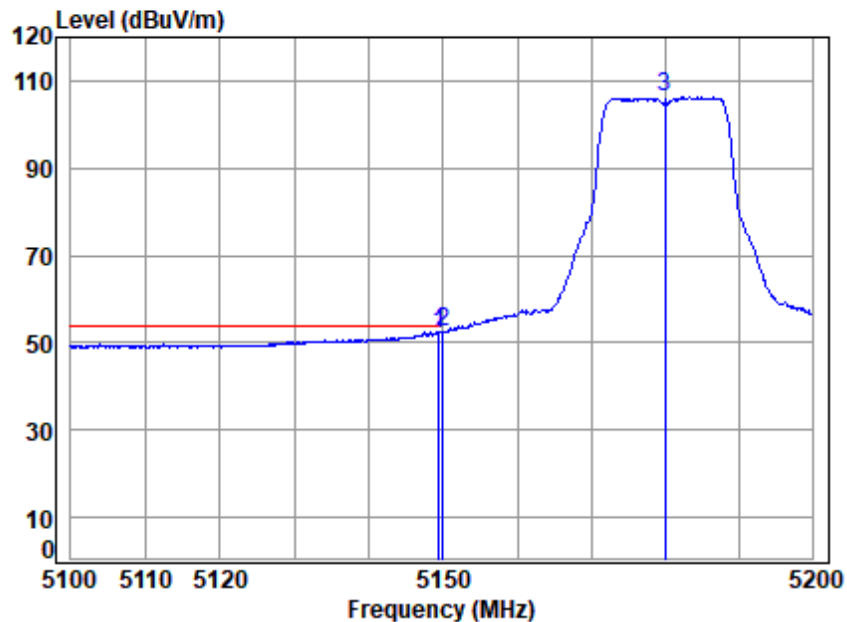


Site : chamber
Condition: 3m VERTICAL
Job No : 01609TL\01610TL
Mode : 5180 Band edge
: 5G WIFI 11A

		Cable	Ant	Preamp	Read		Limit	Over	
	Freq	Loss	Factor	Factor	Level	Level	Line	Limit	Remark
	MHz	dB	dB/m	dB	dBuV	dBuV/m	dBuV/m	dB	
1	5146.658	18.83	33.91	31.28	43.00	64.46	74.00	-9.54	Peak
2	5149.980	18.83	33.90	31.28	43.43	64.88	74.00	-9.12	Peak
3 p	5180.000	18.88	33.96	31.30	92.88	114.42	68.20	46.22	Peak



Test Mode: 01; Polarity: Vertical; Modulation:802.11a; Bandwidth:20MHz; Channel:Low

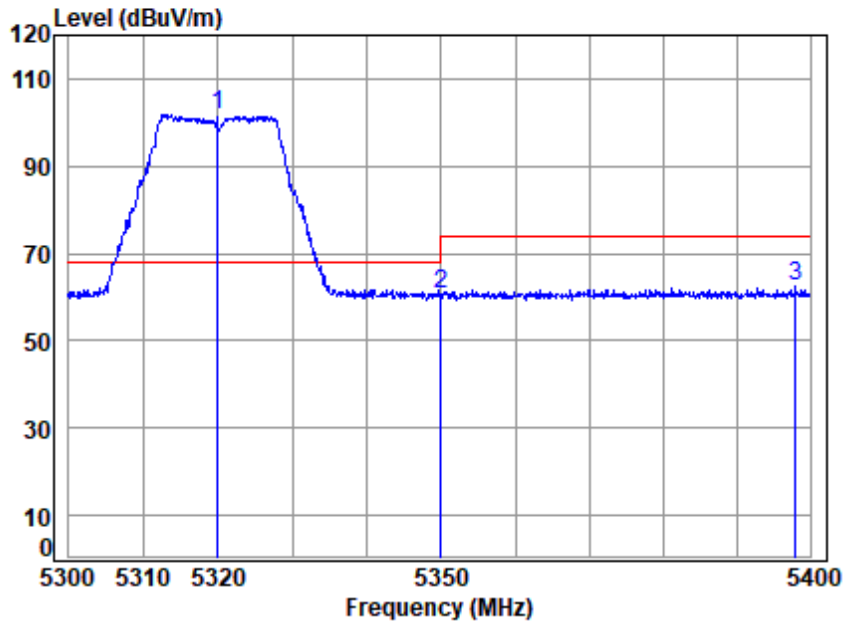


Site : chamber
Condition: 3m VERTICAL
Job No : 01609TL\01610TL
Mode : 5180 Band edge
: 5G WIFI 11A

		Cable	Ant	Preamp	Read	Limit	Over	
Freq	Loss	Factor	Factor	Level	Level	Line	Limit	Remark
MHz	dB	dB/m	dB	dBuV	dBuV/m	dBuV/m	dB	
1	5149.458	18.83	33.90	31.28	30.67	52.12	54.00	-1.88 Average
2 q	5149.980	18.83	33.90	31.28	31.02	52.47	54.00	-1.53 Average
3	5180.000	18.88	33.96	31.30	84.70	106.24	-----	----- Average



Test Mode: 02; Polarity: Horizontal; Modulation:802.11a; Bandwidth:20MHz; Channel:High

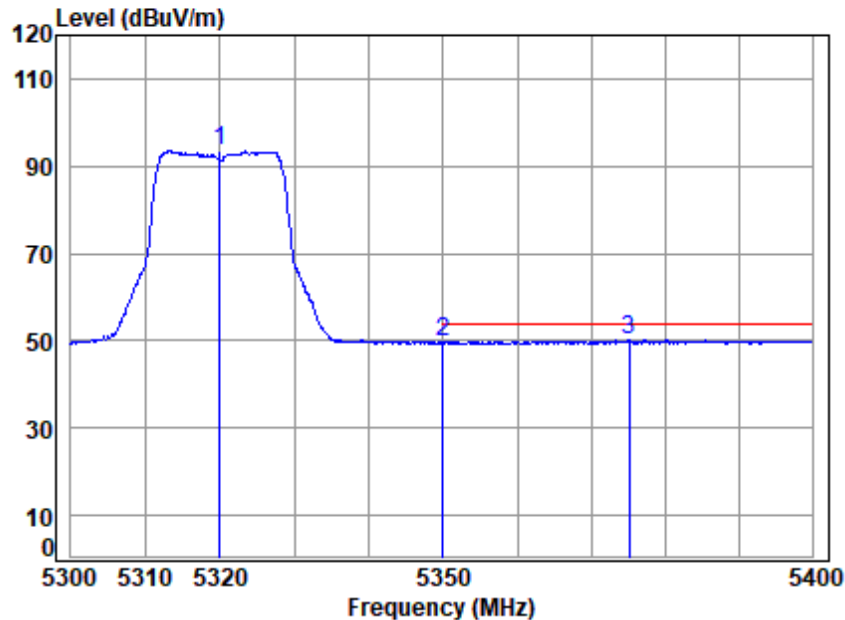


Site : chamber
Condition: 3m HORIZONTAL
Job No : 01609TL\01610TL
Mode : 5320 Band edge
: 5G WIFI 11A

		Cable	Ant	Preamp	Read	Limit	Over	
Freq	Loss	Factor	Factor	Level	Level	Line	Limit	Remark
MHz	dB	dB/m	dB	dBuV	dBuV/m	dBuV/m	dB	
1 p 5320.000	19.07	34.28	31.37	79.72	101.70	68.20	33.50	peak
2 5350.020	19.11	34.40	31.39	38.51	60.63	74.00	-13.37	peak
3 5397.981	19.17	34.59	31.41	40.02	62.37	74.00	-11.63	peak



Test Mode: 02; Polarity: Horizontal; Modulation:802.11a; Bandwidth:20MHz; Channel:High

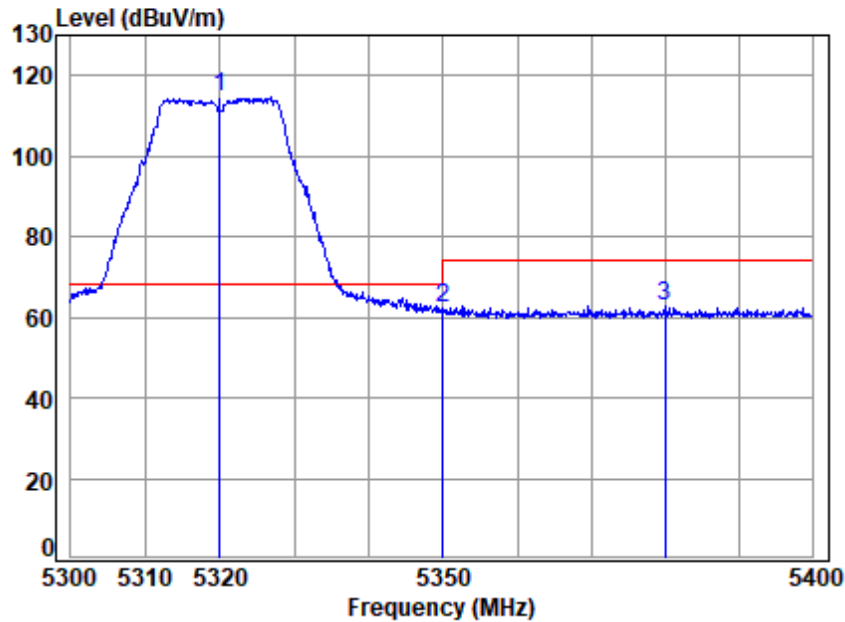


Site : chamber
Condition: 3m HORIZONTAL
Job No : 01609TL\01610TL
Mode : 5320 Band edge
: 5G WIFI 11A

		Cable	Ant	Preamp	Read	Limit	Over	
Freq	Loss	Factor	Factor	Level	Level	Line	Limit	Remark
MHz	dB	dB/m	dB	dBuV	dBuV/m	dBuV/m	dB	
1 5320.000	19.07	34.28	31.37	71.42	93.40	-----	-----	Average
2 5350.020	19.11	34.40	31.39	27.50	49.62	54.00	-4.38	Average
3 q 5375.126	19.14	34.50	31.40	27.96	50.20	54.00	-3.80	Average



Test Mode: 02; Polarity: Vertical; Modulation:802.11a; Bandwidth:20MHz; Channel:High

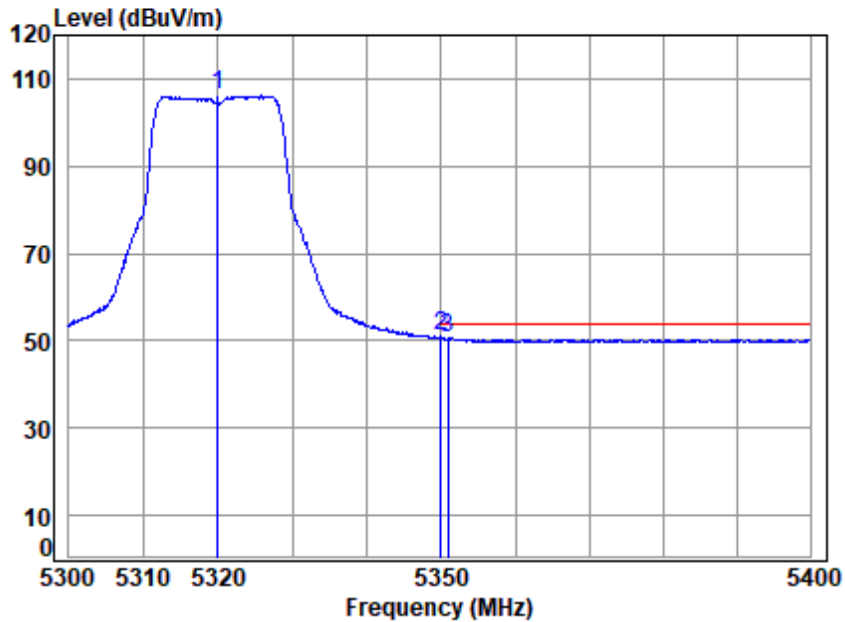


Site : chamber
Condition: 3m VERTICAL
Job No : 01609TL\01610TL
Mode : 5320 Band edge
: 5G WIFI 11A

		Cable	Ant	Preamp	Read	Limit	Over	
Freq	Loss	Factor	Factor	Level	Level	Line	Limit	Remark
MHz	dB	dB/m	dB	dBuV	dBuV/m	dBuV/m	dB	
1 p 5320.000	19.07	34.28	31.37	92.55	114.53	68.20	46.33	Peak
2 5350.020	19.11	34.40	31.39	39.94	62.06	74.00	-11.94	Peak
3 5379.951	19.15	34.52	31.40	40.39	62.66	74.00	-11.34	Peak



Test Mode: 02; Polarity: Vertical; Modulation:802.11a; Bandwidth:20MHz; Channel:High

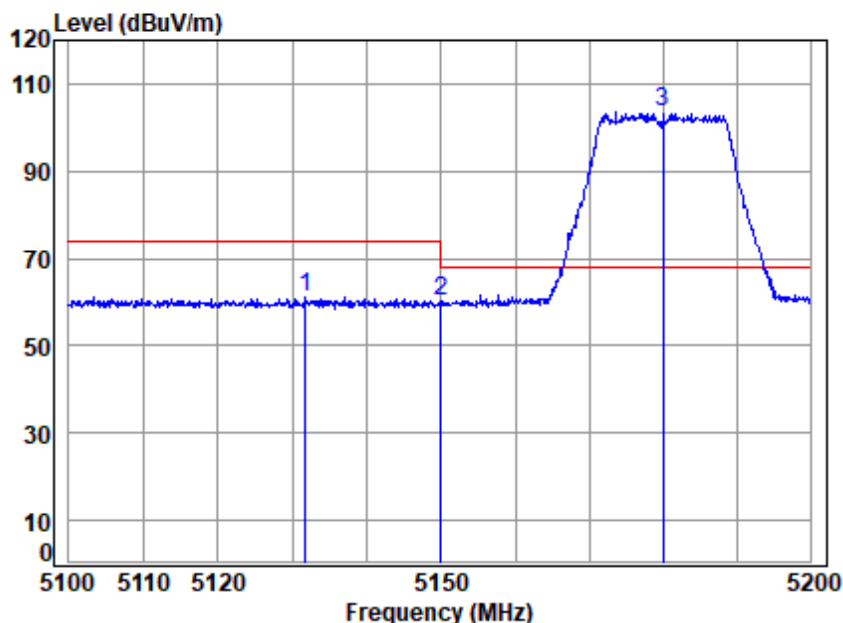


Site : chamber
Condition: 3m VERTICAL
Job No : 01609TL\01610TL
Mode : 5320 Band edge
: 5G WIFI 11A

		Cable	Ant	Preamp	Read	Limit	Over	
Freq	Loss	Factor	Factor	Level	Level	Line	Limit	Remark
MHz	dB	dB/m	dB	dBuV	dBuV/m	dBuV/m	dB	
1 5320.000	19.07	34.28	31.37	84.13	106.11	-----	-----	Average
2 q 5350.020	19.11	34.40	31.39	28.78	50.90	54.00	-3.10	Average
3 5350.866	19.11	34.40	31.39	28.59	50.71	54.00	-3.29	Average



Test Mode: 01; Polarity: Horizontal; Modulation:802.11ac; Bandwidth:20MHz; Channel:Low



Site : chamber
Condition: 3m HORIZONTAL
Job No : 01609TL\01610TL
Mode : 5180 Band edge
: 5G WIFI 11AC20

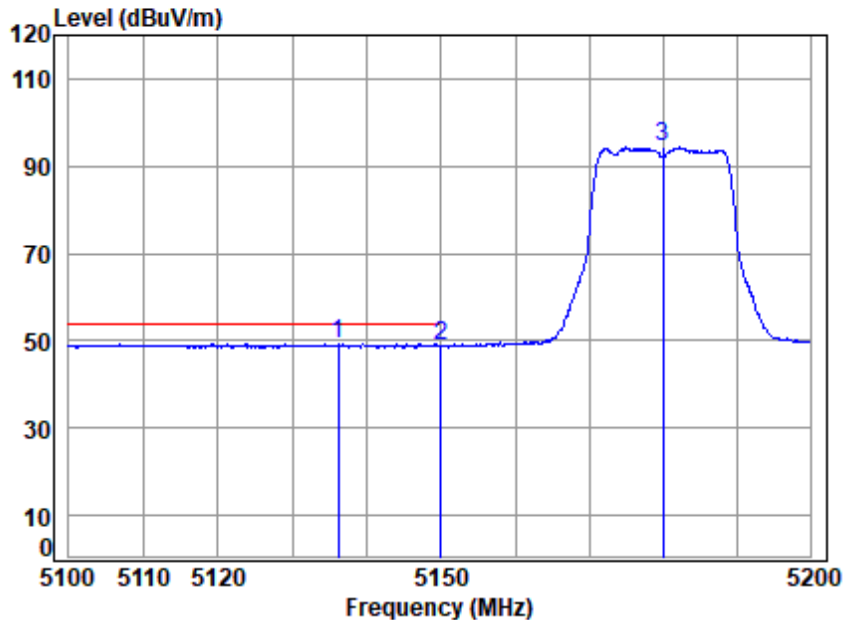
		Cable	Ant	Preamp	Read		Limit	Over	
	Freq	Loss	Factor	Factor	Level	Level	Line	Limit	Remark
	MHz	dB	dB/m	dB	dBuV	dBuV/m	dBuV/m	dB	
1	5131.689	18.81	33.94	31.27	39.70	61.18	74.00	-12.82	peak
2	5149.980	18.83	33.90	31.28	38.64	60.09	74.00	-13.91	peak
3 p	5180.000	18.88	33.96	31.30	81.89	103.43	68.20	35.23	peak



Unless otherwise agreed in writing, this document is issued by the Company subject to its General Conditions of Service printed overleaf, available on request or accessible at <https://www.sgs.com/en/Terms-and-Conditions>. Attention is drawn to the limitation of liability, indemnification and jurisdiction issues defined therein. Any holder of this document is advised that information contained hereon reflects the Company's findings at the time of its intervention only and within the limits of Client's instructions, if any. The Company's sole responsibility is to its Client and this document does not exonerate parties to a transaction from exercising all their rights and obligations under the transaction documents. This document cannot be reproduced except in full, without prior written approval of the Company. Any unauthorized alteration, forgery or falsification of the content or appearance of this document is unlawful and offenders may be prosecuted to the fullest extent of the law. Unless otherwise stated the results shown in this test report refer only to the sample(s) tested and such sample(s) are retained for 30 days only.

Attention: To check the authenticity of testing /inspection report & certificate, please contact us at telephone: (86-755) 8307 1443, or email: CN.Doccheck@sgs.com

Test Mode: 01; Polarity: Horizontal; Modulation:802.11ac; Bandwidth:20MHz; Channel:Low

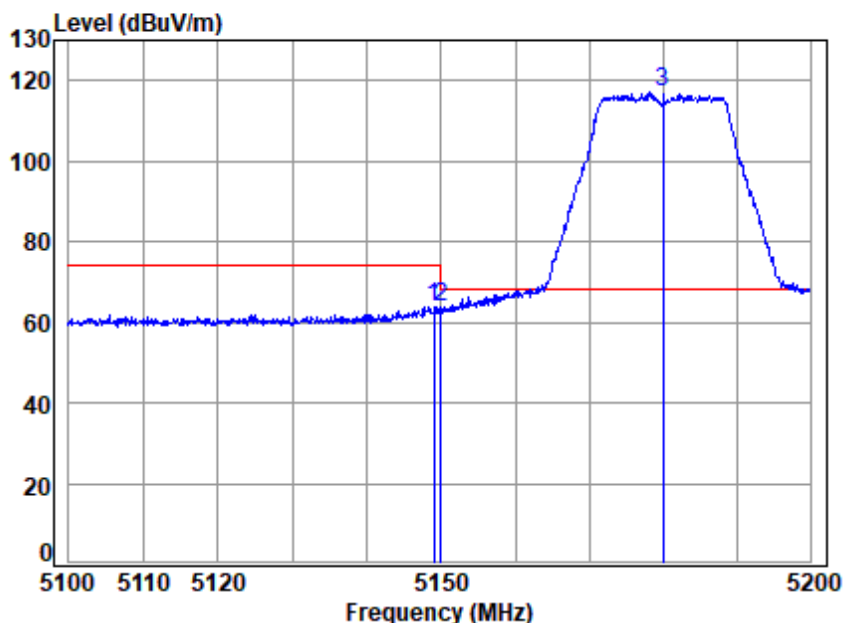


Site : chamber
Condition: 3m HORIZONTAL
Job No : 01609TL\01610TL
Mode : 5180 Band edge
: 5G WIFI 11AC20

		Cable	Ant	Preamp	Read	Limit	Over	
Freq	Loss	Factor	Factor	Level	Level	Line	Limit	Remark
MHz	dB	dB/m	dB	dBuV	dBuV/m	dBuV/m	dB	
1 q 5136.175	18.81	33.93	31.27	27.86	49.33	54.00	-4.67	Average
2 5149.980	18.83	33.90	31.28	27.35	48.80	54.00	-5.20	Average
3 5180.000	18.88	33.96	31.30	72.82	94.36	-----	-----	Average



Test Mode: 01; Polarity: Vertical; Modulation:802.11ac; Bandwidth:20MHz; Channel:Low

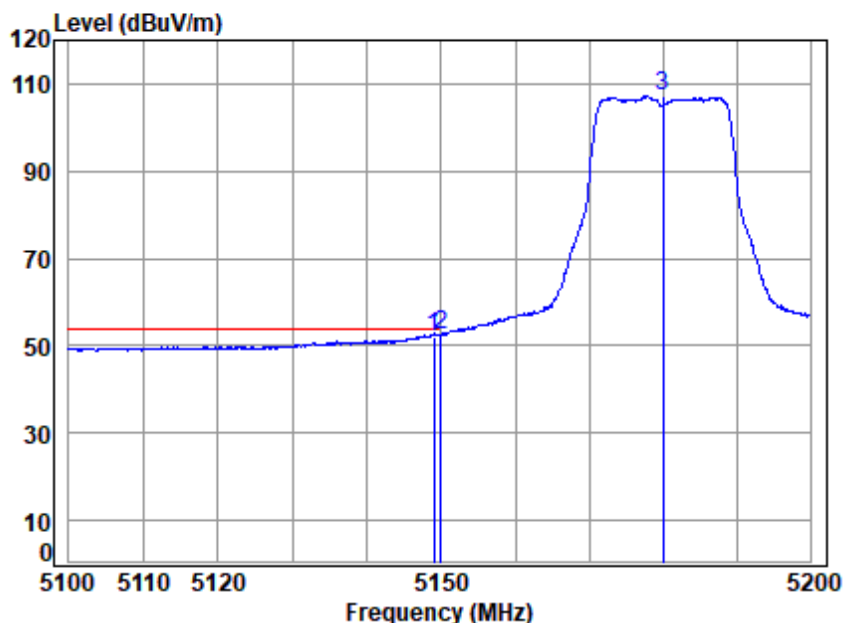


Site : chamber
Condition: 3m VERTICAL
Job No : 01609TL\01610TL
Mode : 5180 Band edge
: 5G WIFI 11AC20

		Cable	Ant	Preamp	Read		Limit	Over	
	Freq	Loss	Factor	Factor	Level	Level	Line	Limit	Remark
	MHz	dB	dB/m	dB	dBuV	dBuV/m	dBuV/m	dB	
1	5149.057	18.83	33.90	31.28	42.30	63.75	74.00	-10.25	Peak
2	5149.980	18.83	33.90	31.28	42.54	63.99	74.00	-10.01	Peak
3 p	5180.000	18.88	33.96	31.30	95.47	117.01	68.20	48.81	Peak



Test Mode: 01; Polarity: Vertical; Modulation:802.11ac; Bandwidth:20MHz; Channel:Low

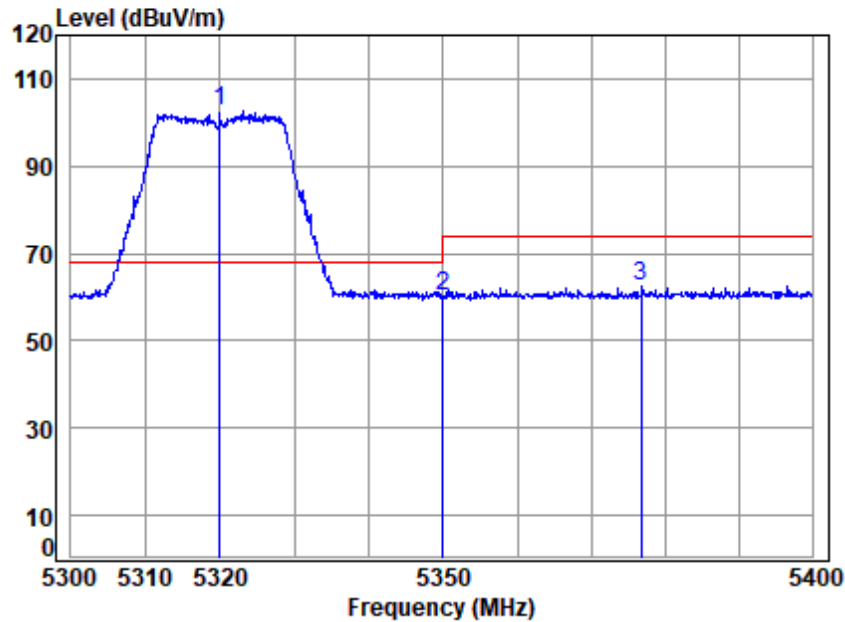


Site : chamber
Condition: 3m VERTICAL
Job No : 01609TL\01610TL
Mode : 5180 Band edge
: 5G WIFI 11AC20

		Cable	Ant	Preamp	Read	Limit	Over	
Freq	Loss	Factor	Factor	Level	Level	Line	Limit	Remark
MHz	dB	dB/m	dB	dBuV	dBuV/m	dBuV/m	dB	
1	5148.958	18.83	33.90	31.28	30.77	52.22	54.00	-1.78 Average
2 q	5149.980	18.83	33.90	31.28	30.84	52.29	54.00	-1.71 Average
3	5180.000	18.88	33.96	31.30	85.58	107.12	-----	----- Average



Test Mode: 02; Polarity: Horizontal; Modulation:802.11ac; Bandwidth:20MHz; Channel:High



Site : chamber
Condition: 3m HORIZONTAL
Job No : 01609TL\01610TL
Mode : 5320 Band edge
: 5G WIFI 11AC20

		Cable	Ant	Preamp	Read		Limit	Over	
	Freq	Loss	Factor	Factor	Level	Level	Line	Limit	Remark
	MHz	dB	dB/m	dB	dBuV	dBuV/m	dBuV/m	dB	
1 p	5320.000	19.07	34.28	31.37	80.55	102.53	68.20	34.33	peak
2	5350.020	19.11	34.40	31.39	38.15	60.27	74.00	-13.73	peak
3	5376.834	19.15	34.51	31.40	40.37	62.63	74.00	-11.37	peak



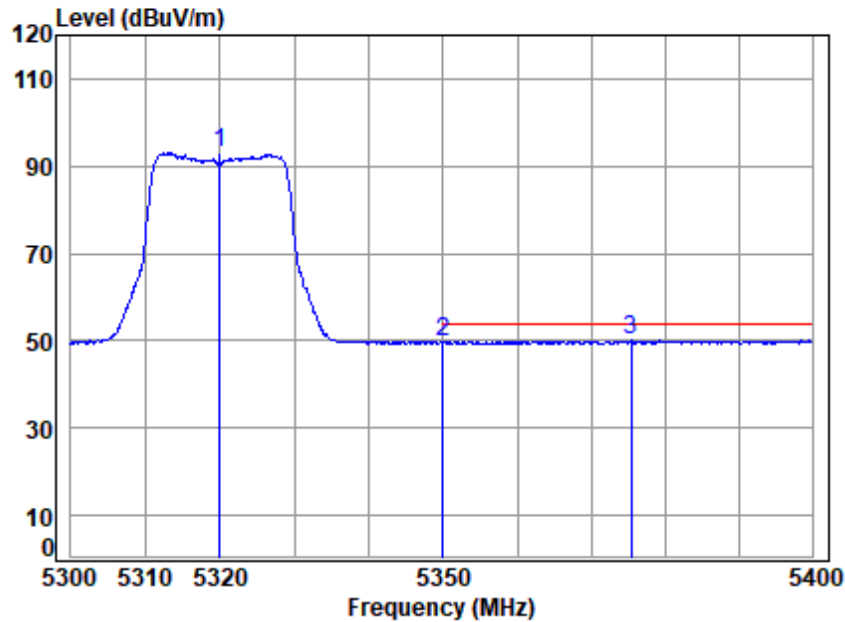
Unless otherwise agreed in writing, this document is issued by the Company subject to its General Conditions of Service printed overleaf, available on request or accessible at <https://www.sgs.com/en/Terms-and-Conditions>. Attention is drawn to the limitation of liability, indemnification and jurisdiction issues defined therein. Any holder of this document is advised that information contained hereon reflects the Company's findings at the time of its intervention only and within the limits of Client's instructions, if any. The Company's sole responsibility is to its Client and this document does not exonerate parties to a transaction from exercising all their rights and obligations under the transaction documents. This document cannot be reproduced except in full, without prior written approval of the Company. Any unauthorized alteration, forgery or falsification of the content or appearance of this document is unlawful and offenders may be prosecuted to the fullest extent of the law. Unless otherwise stated the results shown in this test report refer only to the sample(s) tested and such sample(s) are retained for 30 days only.

Attention: To check the authenticity of testing /inspection report & certificate, please contact us at telephone: (86-755) 8307 1443, or email: CN.Doccheck@sgs.com

SGS-CSTC Standards Technical Services Co., Ltd.
Shenzhen Branch Laboratory

No.1 Workshop, M-10, Middle Section, Science & Technology Park, Nanshan District, Shenzhen, Guangdong, China 518057 t (86-755) 26012053 f (86-755) 26710594 www.sgsgroup.com.cn
中国·广东·深圳市南山区科技园中区M-10栋1号厂房 邮编: 518057 t (86-755) 26012053 f (86-755) 26710594 sgs.china@sgs.com

Test Mode: 02; Polarity: Horizontal; Modulation:802.11ac; Bandwidth:20MHz; Channel:High

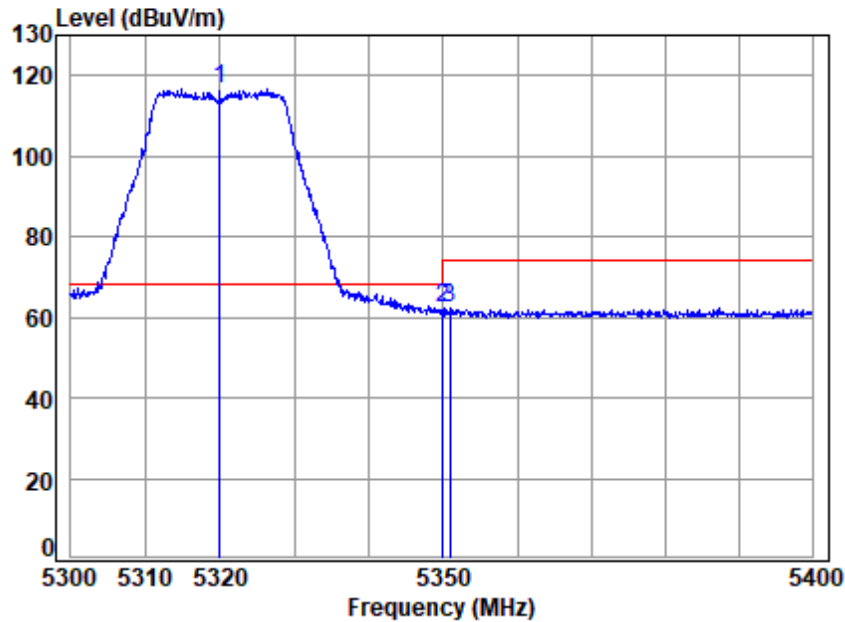


Site : chamber
Condition: 3m HORIZONTAL
Job No : 01609TL\01610TL
Mode : 5320 Band edge
: 5G WIFI 11AC20

		Cable	Ant	Preamp	Read	Limit	Over	
Freq	Loss	Factor	Factor	Level	Level	Line	Limit	Remark
MHz	dB	dB/m	dB	dBuV	dBuV/m	dBuV/m	dB	
1 5320.000	19.07	34.28	31.37	71.01	92.99	-----	-----	Average
2 5350.020	19.11	34.40	31.39	27.62	49.74	54.00	-4.26	Average
3 q 5375.427	19.14	34.50	31.40	27.90	50.14	54.00	-3.86	Average



Test Mode: 02; Polarity: Vertical; Modulation:802.11ac; Bandwidth:20MHz; Channel:High



Site : chamber
Condition: 3m VERTICAL
Job No : 01609TL\01610TL
Mode : 5320 Band edge
: 5G WIFI 11AC20

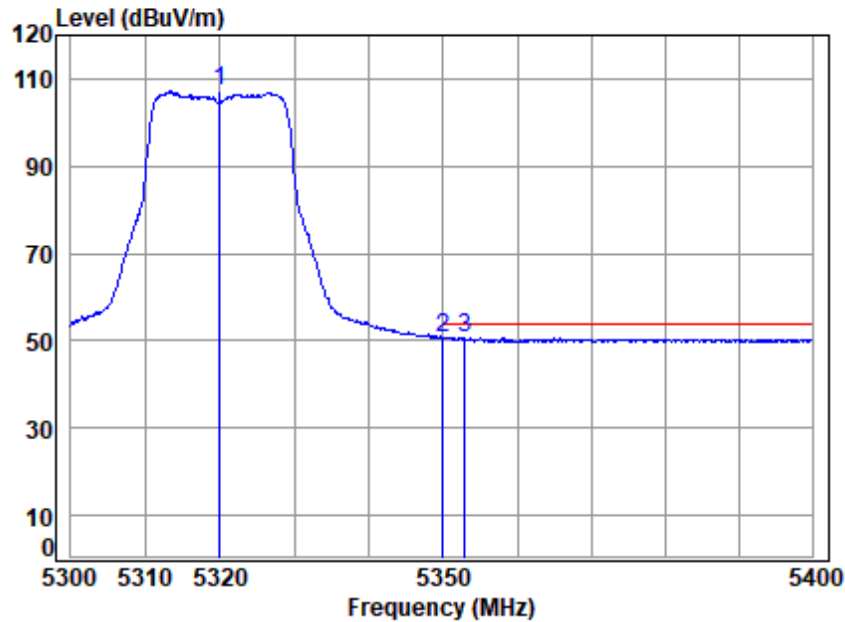
		Cable	Ant	Preamp	Read	Limit	Over	
Freq	Loss	Factor	Factor	Level	Level	Line	Limit	Remark
MHz	dB	dB/m	dB	dBuV	dBuV/m	dBuV/m	dB	
1 p 5320.000	19.07	34.28	31.37	94.75	116.73	68.20	48.53	Peak
2 5350.020	19.11	34.40	31.39	40.03	62.15	74.00	-11.85	Peak
3 5350.966	19.11	34.40	31.39	39.99	62.11	74.00	-11.89	Peak



Unless otherwise agreed in writing, this document is issued by the Company subject to its General Conditions of Service printed overleaf, available on request or accessible at <https://www.sgs.com/en/Terms-and-Conditions>. Attention is drawn to the limitation of liability, indemnification and jurisdiction issues defined therein. Any holder of this document is advised that information contained hereon reflects the Company's findings at the time of its intervention only and within the limits of Client's instructions, if any. The Company's sole responsibility is to its Client and this document does not exonerate parties to a transaction from exercising all their rights and obligations under the transaction documents. This document cannot be reproduced except in full, without prior written approval of the Company. Any unauthorized alteration, forgery or falsification of the content or appearance of this document is unlawful and offenders may be prosecuted to the fullest extent of the law. Unless otherwise stated the results shown in this test report refer only to the sample(s) tested and such sample(s) are retained for 30 days only.

Attention: To check the authenticity of testing /inspection report & certificate, please contact us at telephone: (86-755) 8307 1443, or email: CN.Doccheck@sgs.com

Test Mode: 02; Polarity: Vertical; Modulation:802.11ac; Bandwidth:20MHz; Channel:High

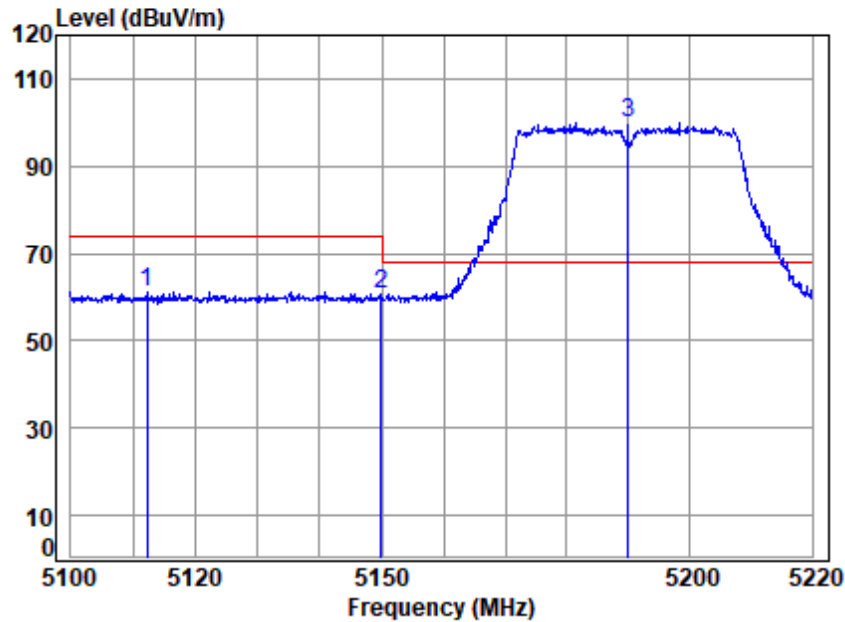


Site : chamber
Condition: 3m VERTICAL
Job No : 01609TL\01610TL
Mode : 5320 Band edge
: 5G WIFI 11AC20

		Cable	Ant	Preamp	Read	Limit	Over	
Freq	Loss	Factor	Factor	Level	Level	Line	Limit	Remark
MHz	dB	dB/m	dB	dBuV	dBuV/m	dBuV/m	dB	
1 5320.000	19.07	34.28	31.37	85.39	107.37	-----	-----	Average
2 q 5350.020	19.11	34.40	31.39	28.65	50.77	54.00	-3.23	Average
3 5352.867	19.11	34.41	31.39	28.58	50.71	54.00	-3.29	Average



Test Mode: 01; Polarity: Horizontal; Modulation:802.11ac; Bandwidth:40MHz; Channel:Low

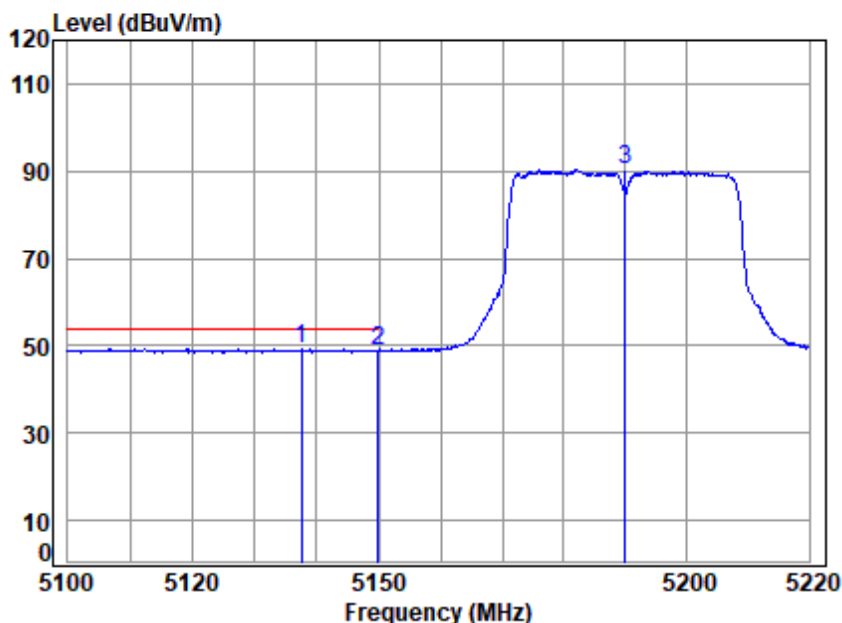


Site : chamber
Condition: 3m HORIZONTAL
Job No : 01609TL\01610TL
Mode : 5190 Band edge
: 5G WIFI 11AC40

		Cable	Ant	Preamp	Read	Limit	Over	
Freq	Loss	Factor	Factor	Level	Level	Line	Limit	Remark
MHz	dB	dB/m	dB	dBuV	dBuV/m	dBuV/m	dB	
1	5112.231	18.78	33.98	31.26	39.70	61.20	74.00	-12.80 peak
2	5149.980	18.83	33.90	31.28	39.34	60.79	74.00	-13.21 peak
3 p	5190.000	18.89	33.98	31.30	78.26	99.83	68.20	31.63 peak



Test Mode: 01; Polarity: Horizontal; Modulation:802.11ac; Bandwidth:40MHz; Channel:Low

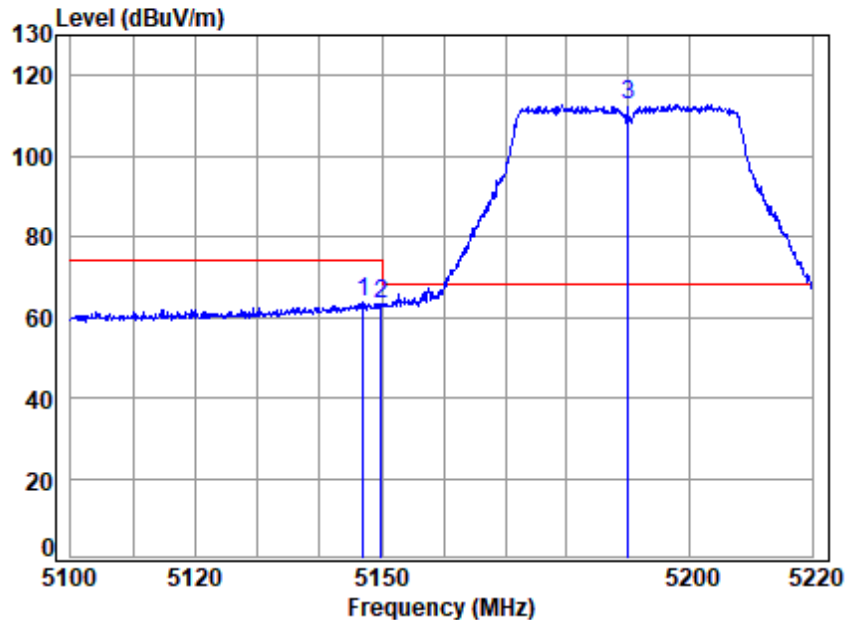


Site : chamber
Condition: 3m HORIZONTAL
Job No : 01609TL\01610TL
Mode : 5190 Band edge
: 5G WIFI 11AC40

		Cable	Ant	Preamp	Read	Limit	Over	
Freq	Loss	Factor	Factor	Level	Level	Line	Limit	Remark
MHz	dB	dB/m	dB	dBuV	dBuV/m	dBuV/m	dB	
1 q 5137.500	18.82	33.93	31.27	27.89	49.37	54.00	-4.63	Average
2 5149.980	18.83	33.90	31.28	27.42	48.87	54.00	-5.13	Average
3 5190.000	18.89	33.98	31.30	68.95	90.52	-----	-----	Average



Test Mode: 01; Polarity: Vertical; Modulation:802.11ac; Bandwidth:40MHz; Channel:Low

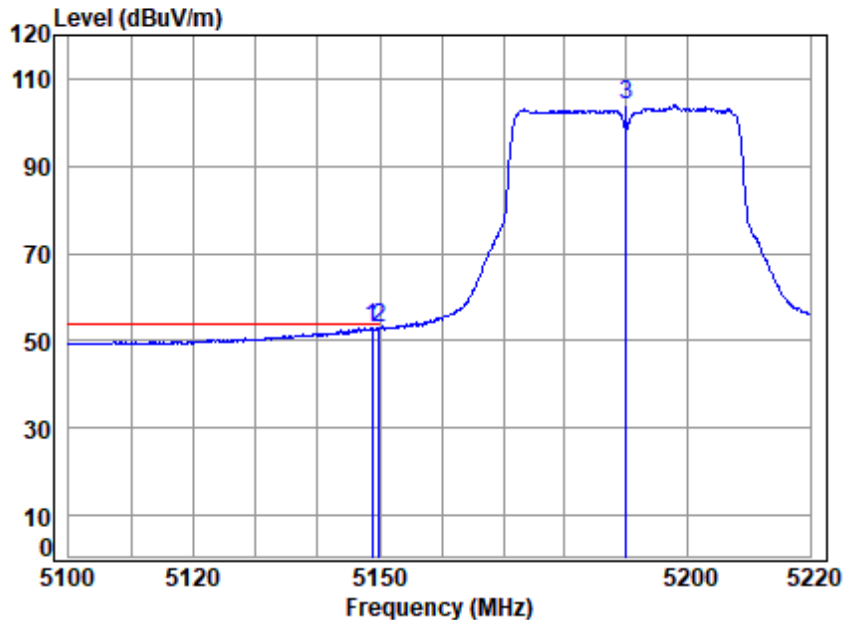


Site : chamber
Condition: 3m VERTICAL
Job No : 01609TL\01610TL
Mode : 5190 Band edge
: 5G WIFI 11AC40

		Cable	Ant	Preamp	Read	Limit	Over	
	Freq	Loss	Factor	Factor	Level	Line	Limit	Remark
	MHz	dB	dB/m	dB	dBuV	dBuV/m	dBuV/m	dB
1	5147.067	18.83	33.91	31.28	42.22	63.68	74.00	-10.32 Peak
2	5149.980	18.83	33.90	31.28	41.94	63.39	74.00	-10.61 Peak
3 p	5190.000	18.89	33.98	31.30	91.30	112.87	68.20	44.67 Peak



Test Mode: 01; Polarity: Vertical; Modulation:802.11ac; Bandwidth:40MHz; Channel:Low

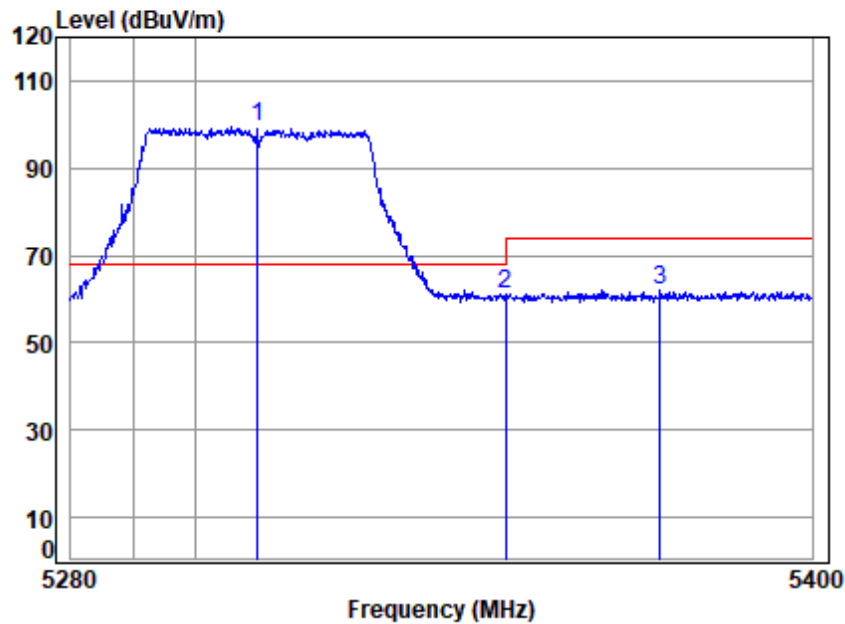


Site : chamber
Condition: 3m VERTICAL
Job No : 01609TL\01610TL
Mode : 5190 Band edge
: 5G WIFI 11AC40

		Cable	Ant	Preamp	Read	Limit	Over	
Freq	Loss	Factor	Factor	Level	Level	Line	Limit	Remark
MHz	dB	dB/m	dB	dBuV	dBuV/m	dBuV/m	dB	
1	5148.743	18.83	33.90	31.28	31.53	52.98	54.00	-1.02 Average
2 q	5149.980	18.83	33.90	31.28	31.56	53.01	54.00	-0.99 Average
3	5190.000	18.89	33.98	31.30	82.29	103.86	-----	----- Average



Test Mode: 02; Polarity: Horizontal; Modulation:802.11ac; Bandwidth:40MHz; Channel:High

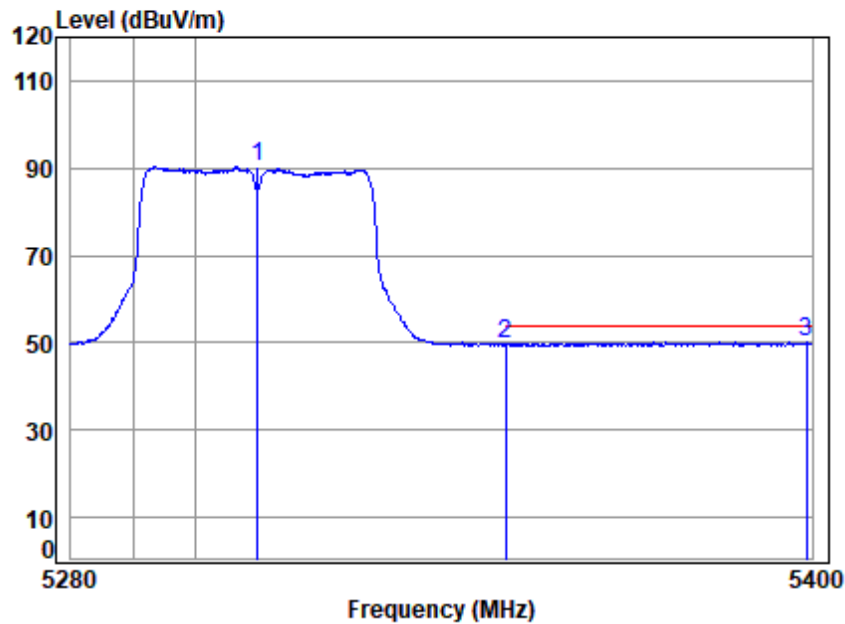


Site : chamber
Condition: 3m HORIZONTAL
Job No : 01609TL\01610TL
Mode : 5310 Band edge
: 5G WIFI 11AC40

		Cable	Ant	Preamp	Read	Limit	Over	
	Freq	Loss	Factor	Factor	Level	Level	Line	Limit Remark
	MHz	dB	dB/m	dB	dBuV	dBuV/m	dBuV/m	dB
1 p	5310.000	19.06	34.24	31.36	77.62	99.56	68.20	31.36 peak
2	5350.020	19.11	34.40	31.39	38.87	60.99	74.00	-13.01 peak
3	5375.180	19.14	34.50	31.40	39.86	62.10	74.00	-11.90 peak



Test Mode: 02; Polarity: Horizontal; Modulation:802.11ac; Bandwidth:40MHz; Channel:High

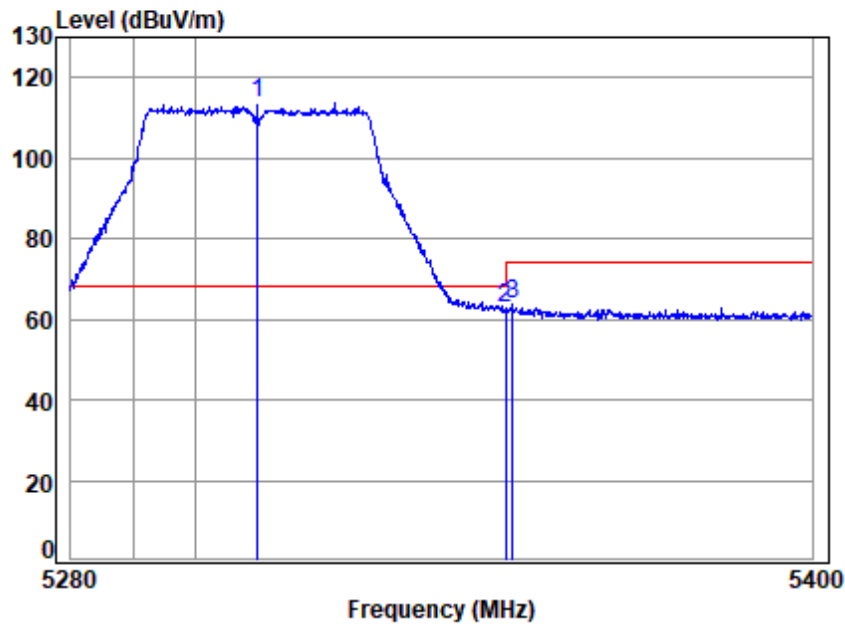


Site : chamber
Condition: 3m HORIZONTAL
Job No : 01609TL\01610TL
Mode : 5310 Band edge
: 5G WIFI 11AC40

		Cable	Ant	Preamp	Read	Limit	Over	
	Freq	Loss	Factor	Factor	Level	Level	Line	Limit Remark
	MHz	dB	dB/m	dB	dBuV	dBuV/m	dBuV/m	dB
1	5310.000	19.06	34.24	31.36	68.43	90.37	-----	----- Average
2	5350.020	19.11	34.40	31.39	27.71	49.83	54.00	-4.17 Average
3 q	5399.150	19.18	34.60	31.41	27.70	50.07	54.00	-3.93 Average



Test Mode: 02; Polarity: Vertical; Modulation:802.11ac; Bandwidth:40MHz; Channel:High

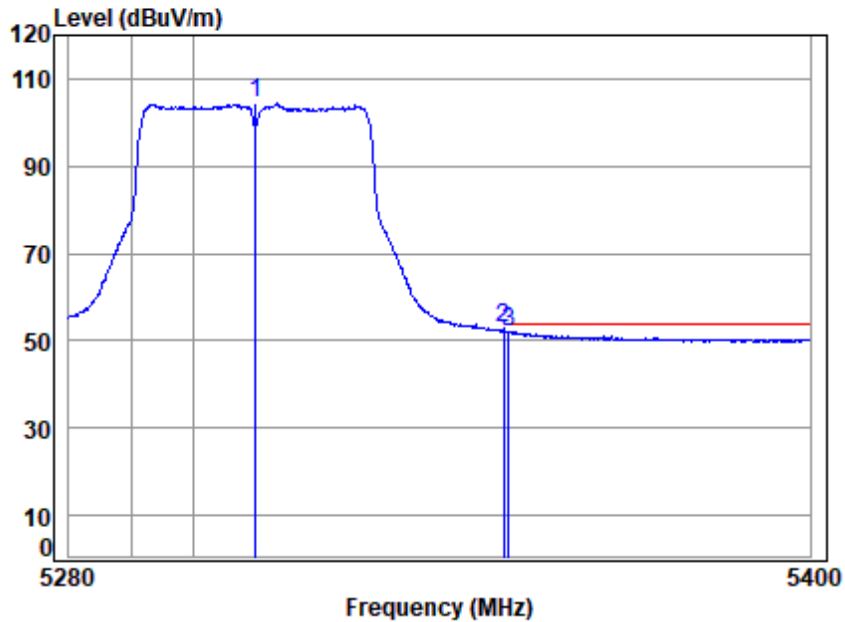


Site : chamber
Condition: 3m VERTICAL
Job No : 01609TL\01610TL
Mode : 5310 Band edge
: 5G WIFI 11AC40

		Cable	Ant	Preamp	Read	Limit	Over	
Freq	Loss	Factor	Factor	Level	Level	Line	Limit	Remark
MHz	dB	dB/m	dB	dBuV	dBuV/m	dBuV/m	dB	
1 p 5310.000	19.06	34.24	31.36	91.80	113.74	68.20	45.54	Peak
2 5350.020	19.11	34.40	31.39	40.64	62.76	74.00	-11.24	Peak
3 5351.195	19.11	34.40	31.39	41.40	63.52	74.00	-10.48	Peak



Test Mode: 02; Polarity: Vertical; Modulation:802.11ac; Bandwidth:40MHz; Channel:High

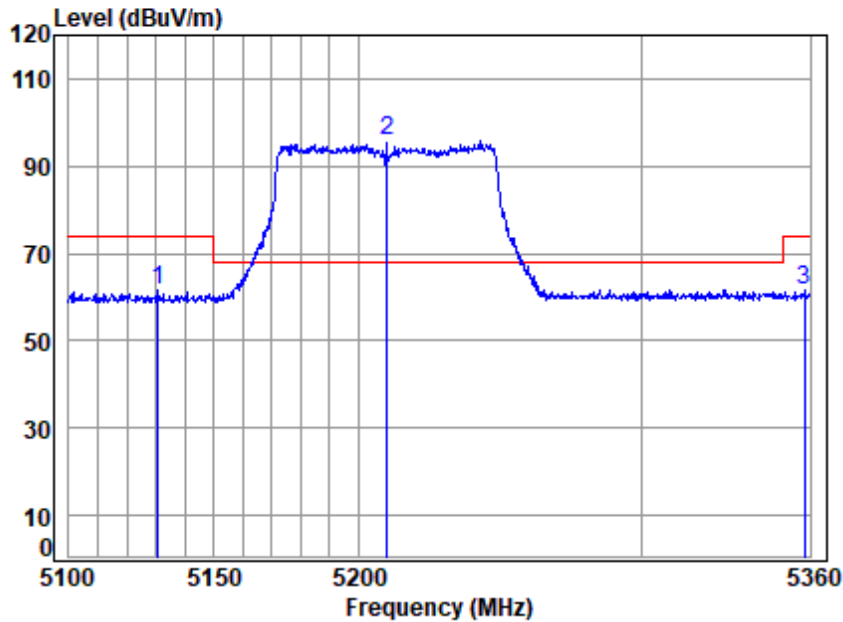


Site : chamber
Condition: 3m VERTICAL
Job No : 01609TL\01610TL
Mode : 5310 Band edge
: 5G WIFI 11AC40

		Cable	Ant	Preamp	Read	Limit	Over	
Freq	Loss	Factor	Factor	Level	Level	Line	Limit	Remark
MHz	dB	dB/m	dB	dBuV	dBuV/m	dBuV/m	dB	
1	5310.000	19.06	34.24	31.36	82.34	104.28	-----	Average
2 q	5350.020	19.11	34.40	31.39	30.62	52.74	54.00	-1.26 Average
3	5350.834	19.11	34.40	31.39	30.11	52.23	54.00	-1.77 Average



Test Mode: 01; Polarity: Horizontal; Modulation:802.11ac; Bandwidth:80MHz; Channel:Low

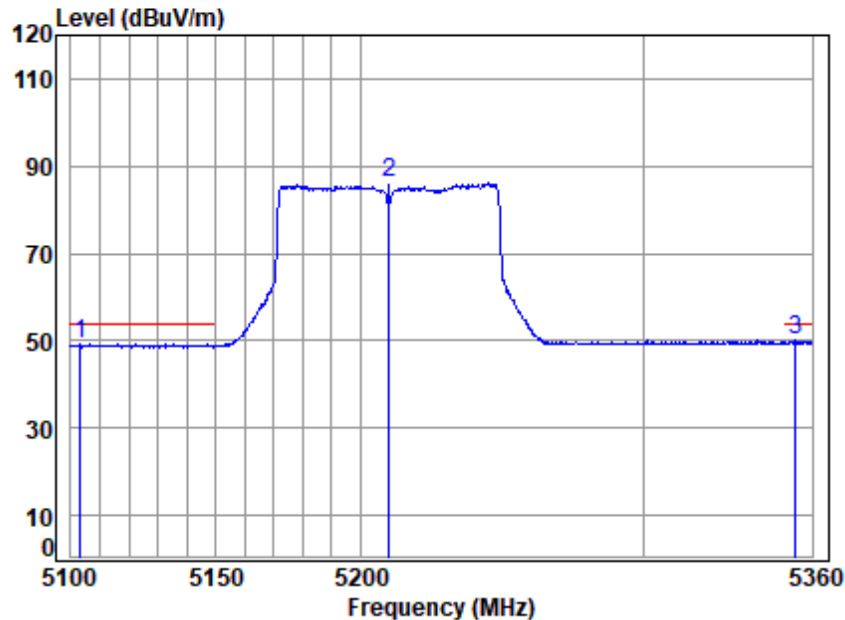


Site : chamber
Condition: 3m HORIZONTAL
Job No : 01609TL\01610TL
Mode : 5210 Band edge
: 5G WIFI 11AC80

		Cable	Ant	Preamp	Read		Limit	Over	
	Freq	Loss	Factor	Factor	Level	Level	Line	Limit	Remark
	MHz	dB	dB/m	dB	dBuV	dBuV/m	dBuV/m	dB	
1	5130.777	18.81	33.94	31.27	40.04	61.52	74.00	-12.48	peak
2 p	5210.000	18.92	34.02	31.31	74.09	95.72	68.20	27.52	peak
3	5357.868	19.12	34.43	31.39	39.25	61.41	74.00	-12.59	peak



Test Mode: 01; Polarity: Horizontal; Modulation:802.11ac; Bandwidth:80MHz; Channel:Low

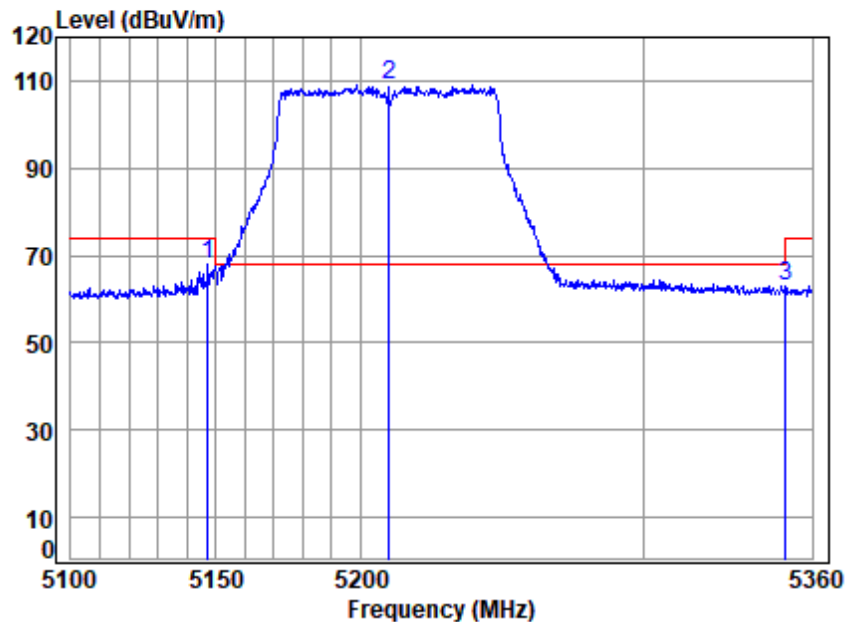


Site : chamber
Condition: 3m HORIZONTAL
Job No : 01609TL\01610TL
Mode : 5210 Band edge
: 5G WIFI 11AC80

		Cable	Ant	Preamp	Read	Limit	Over	
Freq	Loss	Factor	Factor	Level	Level	Line	Limit	Remark
MHz	dB	dB/m	dB	dBuV	dBuV/m	dBuV/m	dB	
1 5103.298	18.77	33.99	31.26	27.74	49.24	54.00	-4.76	Average
2 5210.000	18.92	34.02	31.31	64.41	86.04	-----	-----	Average
3 q 5354.140	19.12	34.42	31.39	27.81	49.96	54.00	-4.04	Average



Test Mode: 01; Polarity: Vertical; Modulation:802.11ac; Bandwidth:80MHz; Channel:Low

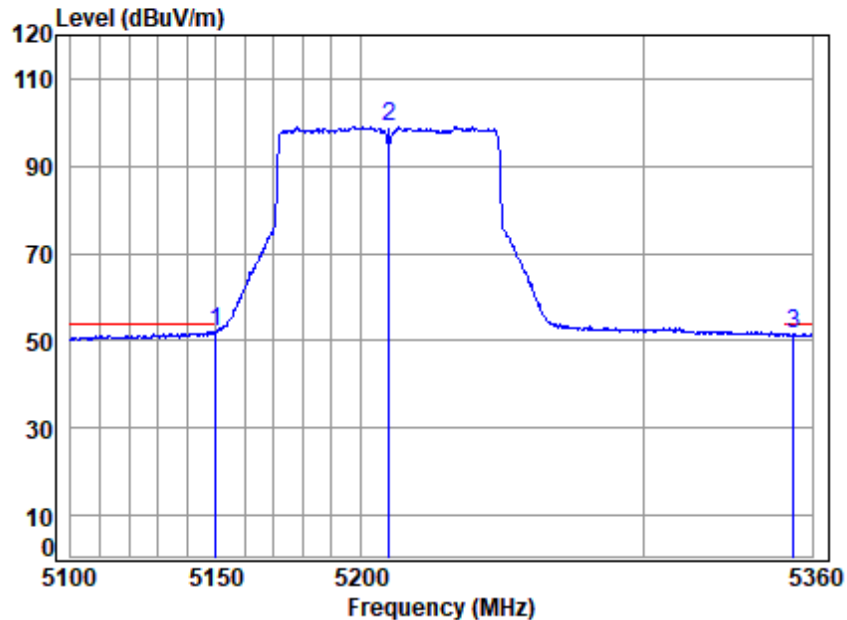


Site : chamber
Condition: 3m VERTICAL
Job No : 01609TL\01610TL
Mode : 5210 Band edge
: 5G WIFI 11AC80

		Cable	Ant	Preamp	Read		Limit	Over	
	Freq	Loss	Factor	Factor	Level	Level	Line	Limit	Remark
	MHz	dB	dB/m	dB	dBuV	dBuV/m	dBuV/m	dB	
1	5147.130	18.83	33.91	31.28	46.32	67.78	74.00	-6.22	Peak
2 p	5210.000	18.92	34.02	31.31	87.23	108.86	68.20	40.66	Peak
3	5350.414	19.11	34.40	31.39	40.64	62.76	74.00	-11.24	Peak



Test Mode: 01; Polarity: Vertical; Modulation:802.11ac; Bandwidth:80MHz; Channel:Low

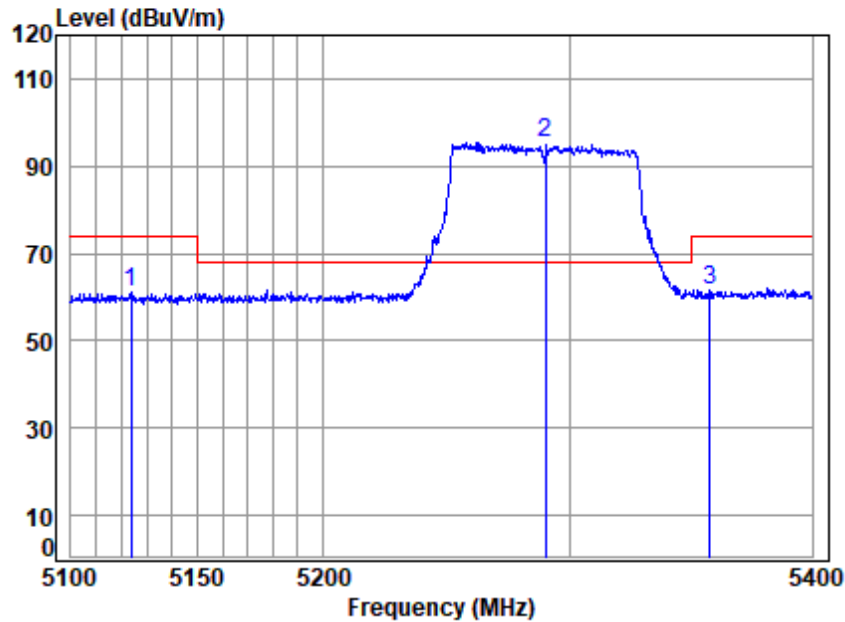


Site : chamber
Condition: 3m VERTICAL
Job No : 01609TL\01610TL
Mode : 5210 Band edge
: 5G WIFI 11AC80

		Cable	Ant	Preamp	Read	Limit	Over	
Freq	Loss	Factor	Factor	Level	Level	Line	Limit	Remark
MHz	dB	dB/m	dB	dBuV	dBuV/m	dBuV/m	dB	
1 q 5149.947	18.83	33.90	31.28	30.72	52.17	54.00	-1.83	Average
2 5210.000	18.92	34.02	31.31	77.57	99.20	-----	-----	Average
3 5353.341	19.11	34.41	31.39	29.61	51.74	54.00	-2.26	Average



Test Mode: 02; Polarity: Horizontal; Modulation:802.11ac; Bandwidth:80MHz; Channel:High

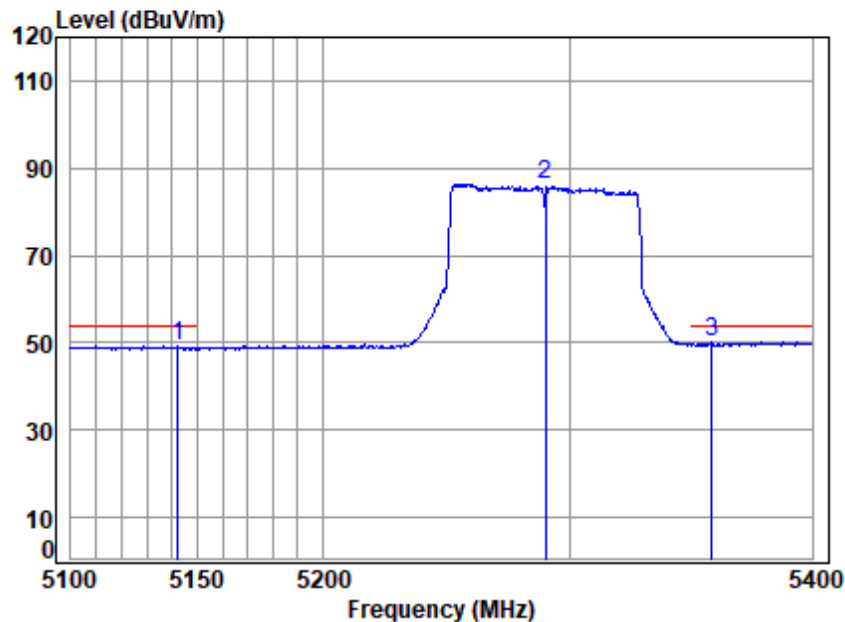


Site : chamber
Condition: 3m HORIZONTAL
Job No : 01609TL\01610TL
Mode : 5290 Band edge
: 5G WIFI 11AC80

		Cable	Ant	Preamp	Read	Limit	Over	
Freq	Loss	Factor	Factor	Level	Level	Line	Limit	Remark
MHz	dB	dB/m	dB	dBuV	dBuV/m	dBuV/m	dB	
1	5123.667	18.80	33.95	31.27	39.72	61.20	74.00	-12.80 peak
2 p	5290.000	19.03	34.18	31.35	73.63	95.49	68.20	27.29 peak
3	5357.573	19.12	34.43	31.39	39.39	61.55	74.00	-12.45 peak



Test Mode: 02; Polarity: Horizontal; Modulation:802.11ac; Bandwidth:80MHz; Channel:High

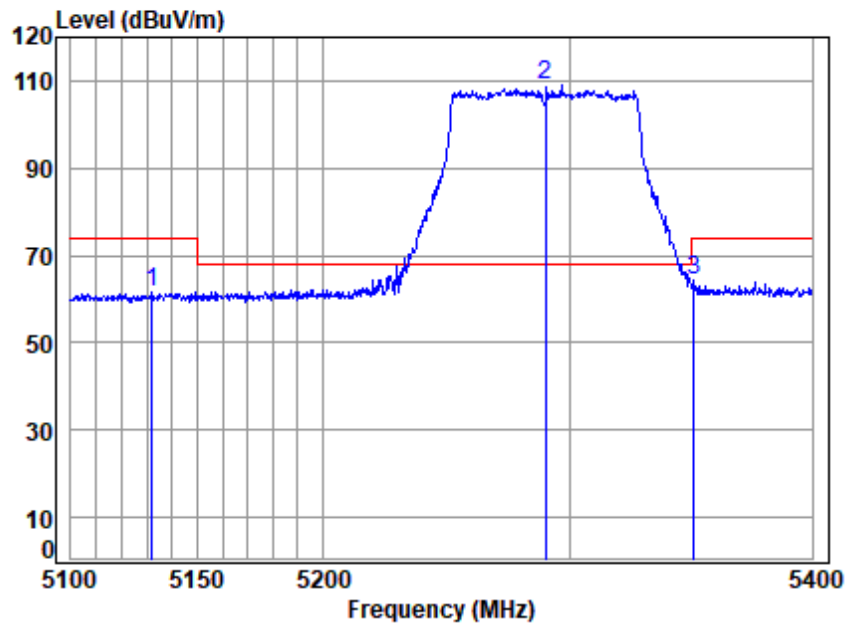


Site : chamber
Condition: 3m HORIZONTAL
Job No : 01609TL\01610TL
Mode : 5290 Band edge
: 5G WIFI 11AC80

		Cable	Ant	Preamp	Read	Limit	Over	
	Freq	Loss	Factor	Factor	Level	Level	Line	Limit Remark
	MHz	dB	dB/m	dB	dBuV	dBuV/m	dBuV/m	dB
1	5142.444	18.82	33.92	31.28	27.72	49.18	54.00	-4.82 Average
2	5290.000	19.03	34.18	31.35	64.41	86.27	-----	----- Average
3 q	5358.492	19.12	34.43	31.39	27.87	50.03	54.00	-3.97 Average



Test Mode: 02; Polarity: Vertical; Modulation:802.11ac; Bandwidth:80MHz; Channel:High

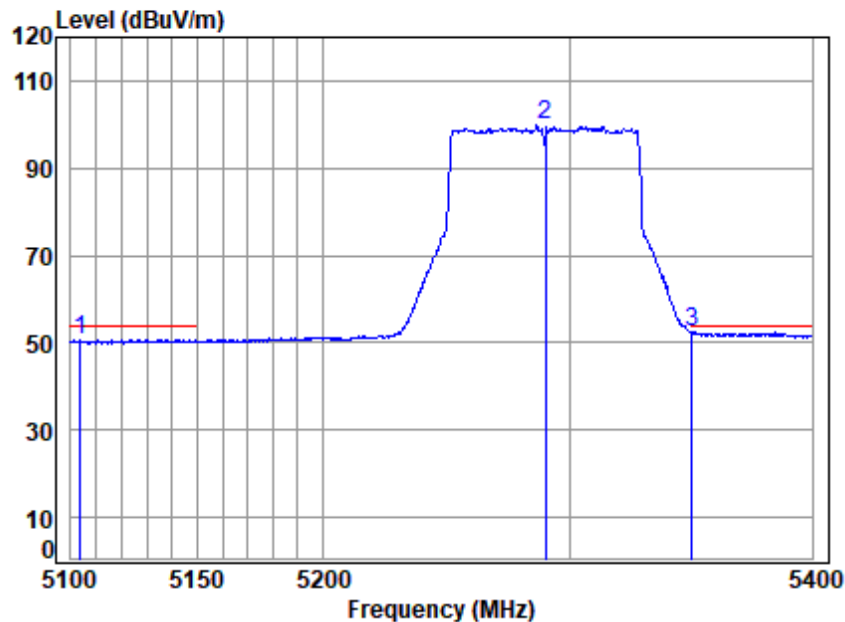


Site : chamber
Condition: 3m VERTICAL
Job No : 01609TL\01610TL
Mode : 5290 Band edge
: 5G WIFI 11AC80

		Cable	Ant	Preamp	Read	Limit	Over	
Freq	Loss	Factor	Factor	Level	Level	Line	Limit	Remark
MHz	dB	dB/m	dB	dBuV	dBuV/m	dBuV/m	dB	
1 5132.167	18.81	33.94	31.27	40.06	61.54	74.00	-12.46	Peak
2 p 5290.000	19.03	34.18	31.35	87.04	108.90	68.20	40.70	Peak
3 5351.146	19.11	34.40	31.39	42.21	64.33	74.00	-9.67	Peak



Test Mode: 02; Polarity: Vertical; Modulation:802.11ac; Bandwidth:80MHz; Channel:High

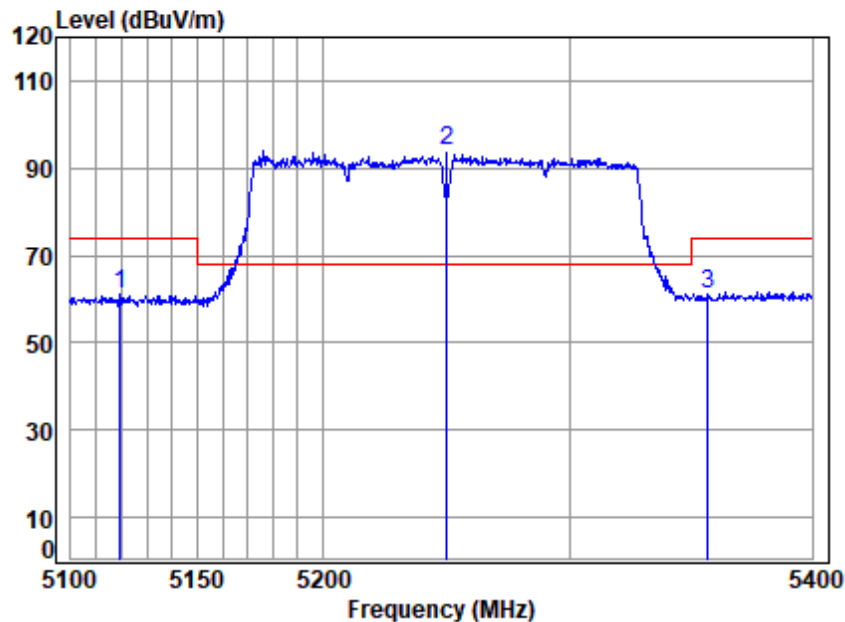


Site : chamber
Condition: 3m VERTICAL
Job No : 01609TL\01610TL
Mode : 5290 Band edge
: 5G WIFI 11AC80

		Cable	Ant	Preamp	Read	Limit	Over	
	Freq	Loss	Factor	Factor	Level	Line	Limit	Remark
	MHz	dB	dB/m	dB	dBuV	dBuV/m	dBuV/m	dB
1	5103.791	18.77	33.99	31.26	29.37	50.87	54.00	-3.13 Average
2	5290.000	19.03	34.18	31.35	78.00	99.86	-----	Average
3 q	5350.229	19.11	34.40	31.39	30.38	52.50	54.00	-1.50 Average



Test Mode: 01; Polarity: Horizontal; Modulation:802.11ac; Bandwidth:160MHz; Channel:middle

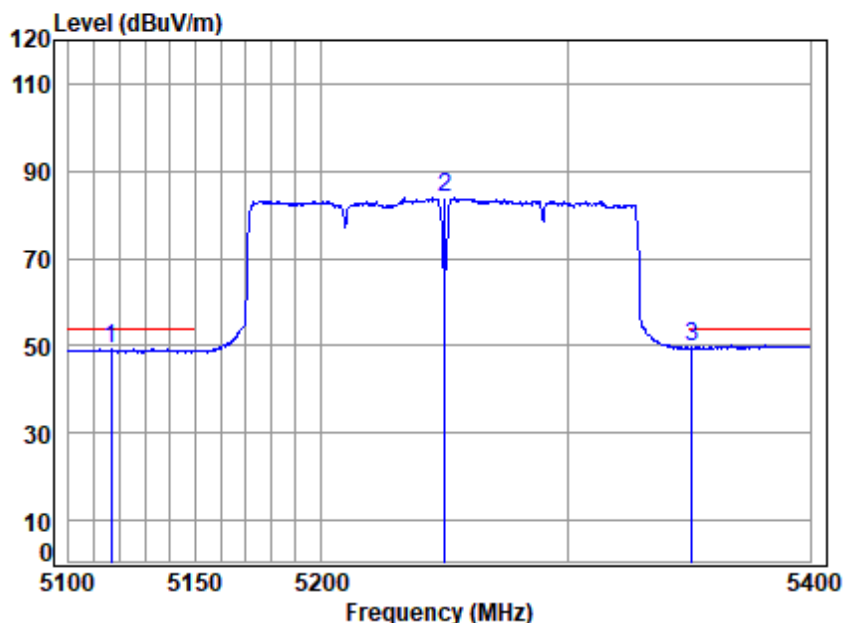


Site : chamber
Condition: 3m HORIZONTAL
Job No : 01609TL\01610TL
Mode : 5250 Band edge
: 5G WIFI 11AC160

		Cable	Ant	Preamp	Read	Limit	Over	
	Freq	Loss	Factor	Factor	Level	Level	Line	Limit Remark
	MHz	dB	dB/m	dB	dBuV	dBuV/m	dBuV/m	dB
1	5119.568	18.79	33.96	31.26	39.63	61.12	74.00	-12.88 peak
2 p	5250.000	18.97	34.10	31.33	72.04	93.78	68.20	25.58 peak
3	5356.654	19.12	34.43	31.39	39.20	61.36	74.00	-12.64 peak



Test Mode: 01; Polarity: Horizontal; Modulation:802.11ac; Bandwidth:160MHz; Channel:middle

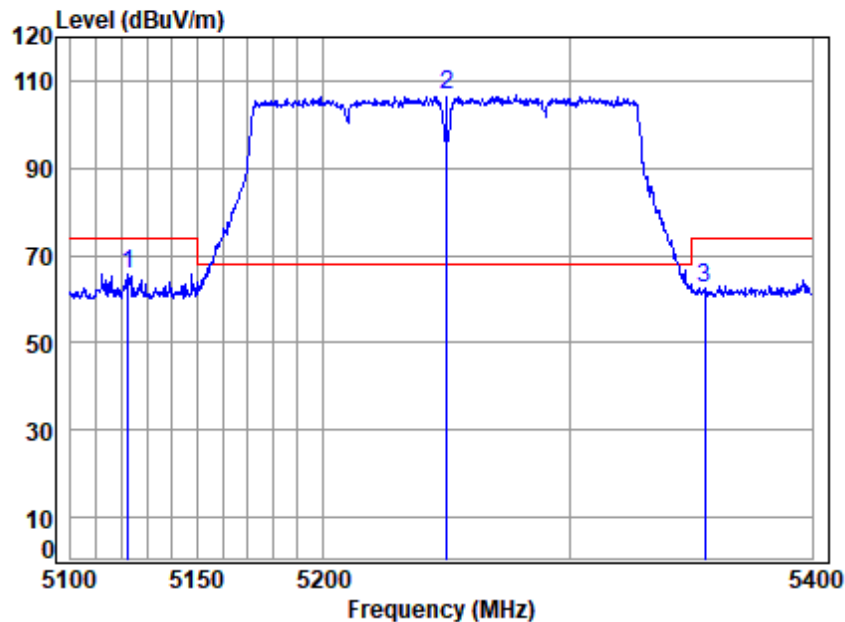


Site : chamber
Condition: 3m HORIZONTAL
Job No : 01609TL\01610TL
Mode : 5250 Band edge
: 5G WIFI 11AC160

		Cable	Ant	Preamp	Read	Limit	Over	
Freq	Loss	Factor	Factor	Level	Level	Line	Limit	Remark
MHz	dB	dB/m	dB	dBuV	dBuV/m	dBuV/m	dB	
1 5116.643	18.79	33.97	31.26	27.65	49.15	54.00	-4.85	Average
2 5250.000	18.97	34.10	31.33	62.11	83.85	-----	-----	Average
3 q 5351.146	19.11	34.40	31.39	27.59	49.71	54.00	-4.29	Average



Test Mode: 01; Polarity: Vertical; Modulation:802.11ac; Bandwidth:160MHz; Channel:middle

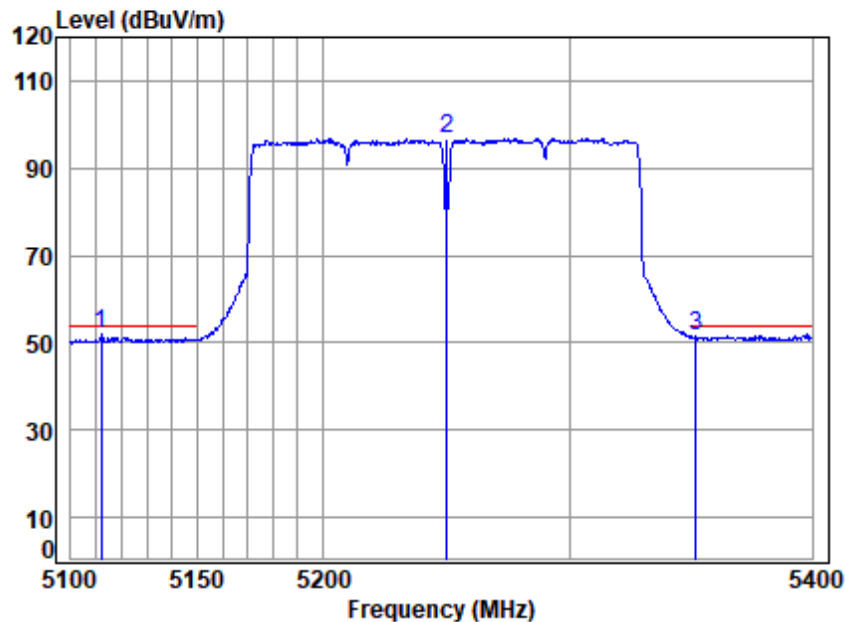


Site : chamber
Condition: 3m VERTICAL
Job No : 01609TL\01610TL
Mode : 5250 Band edge
: 5G WIFI 11AC160

		Cable	Ant	Preamp	Read		Limit	Over	
	Freq	Loss	Factor	Factor	Level	Level	Line	Limit	Remark
	MHz	dB	dB/m	dB	dBuV	dBuV/m	dBuV/m	dB	
1	5122.789	18.80	33.95	31.27	44.28	65.76	74.00	-8.24	Peak
2 p	5250.000	18.97	34.10	31.33	84.89	106.63	68.20	38.43	Peak
3	5355.430	19.12	34.42	31.39	40.24	62.39	74.00	-11.61	Peak



Test Mode: 01; Polarity: Vertical; Modulation:802.11ac; Bandwidth:160MHz; Channel:middle

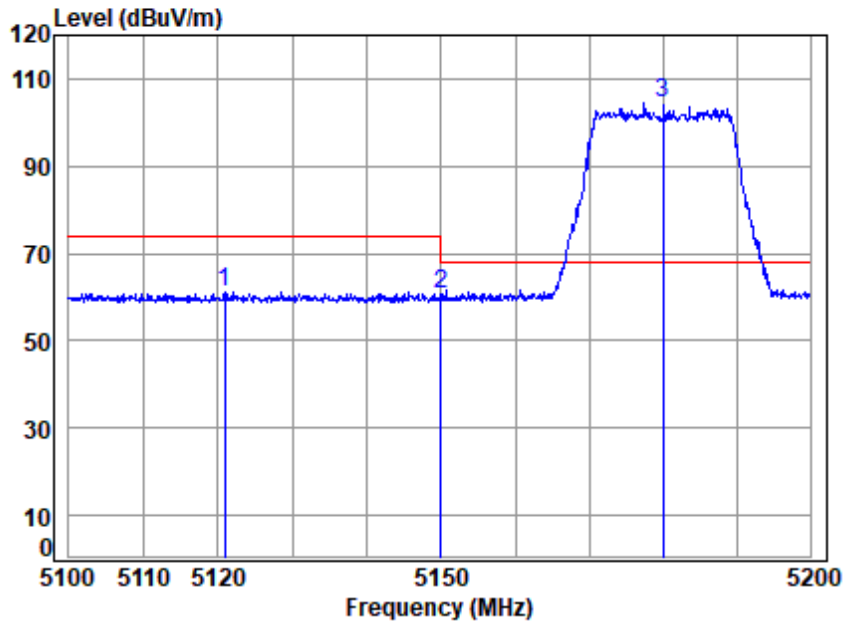


Site : chamber
Condition: 3m VERTICAL
Job No : 01609TL\01610TL
Mode : 5250 Band edge
: 5G WIFI 11AC160

		Cable	Ant	Preamp	Read	Limit	Over	
Freq	Loss	Factor	Factor	Level	Level	Line	Limit	Remark
MHz	dB	dB/m	dB	dBuV	dBuV/m	dBuV/m	dB	
1 q 5111.966	18.78	33.98	31.26	30.35	51.85	54.00	-2.15	Average
2 5250.000	18.97	34.10	31.33	75.16	96.90	-----	-----	Average
3 5351.758	19.11	34.41	31.39	29.26	51.39	54.00	-2.61	Average



Test Mode: 01; Polarity: Horizontal; Modulation: 802.11ax(Full RU0); Bandwidth: 20MHz; Channel: Low

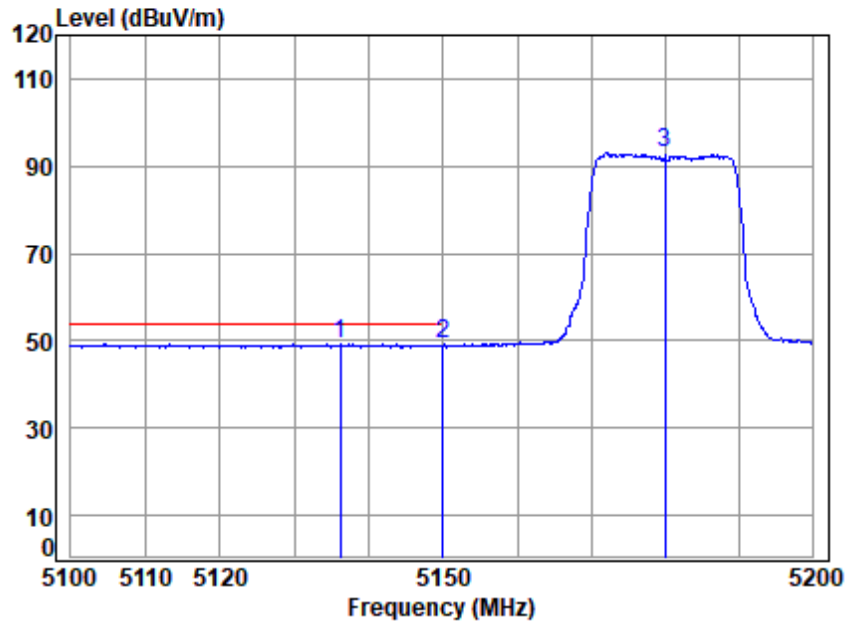


Site : chamber
Condition: 3m HORIZONTAL
Job No : 01609TL\01610TL
Mode : 5180 Band edge
: 5G WIFI 11AX20

		Cable	Ant	Preamp	Read		Limit	Over	
	Freq	Loss	Factor	Factor	Level	Level	Line	Limit	Remark
	MHz	dB	dB/m	dB	dBuV	dBuV/m	dBuV/m	dB	
1	5120.839	18.79	33.96	31.27	39.74	61.22	74.00	-12.78	peak
2	5149.980	18.83	33.90	31.28	39.26	60.71	74.00	-13.29	peak
3 p	5180.000	18.88	33.96	31.30	82.84	104.38	68.20	36.18	peak



Test Mode: 01; Polarity: Horizontal; Modulation: 802.11ax(Full RU0); Bandwidth: 20MHz; Channel: Low

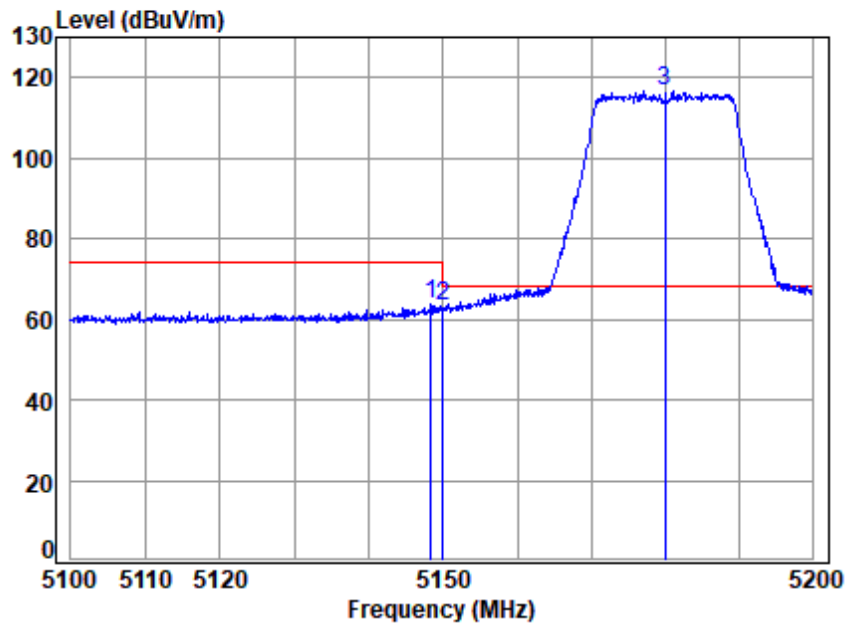


Site : chamber
Condition: 3m HORIZONTAL
Job No : 01609TL\01610TL
Mode : 5180 Band edge
: 5G WIFI 11AX20

		Cable	Ant	Preamp	Read	Limit	Over	
Freq	Loss	Factor	Factor	Level	Level	Line	Limit	Remark
MHz	dB	dB/m	dB	dBuV	dBuV/m	dBuV/m	dB	
1 q 5136.175	18.81	33.93	31.27	27.77	49.24	54.00	-4.76	Average
2 5149.980	18.83	33.90	31.28	27.63	49.08	54.00	-4.92	Average
3 5180.000	18.88	33.96	31.30	71.67	93.21	-----	-----	Average



Test Mode: 01; Polarity: Vertical; Modulation:802.11ax(Full RU0); Bandwidth:20MHz; Channel:Low

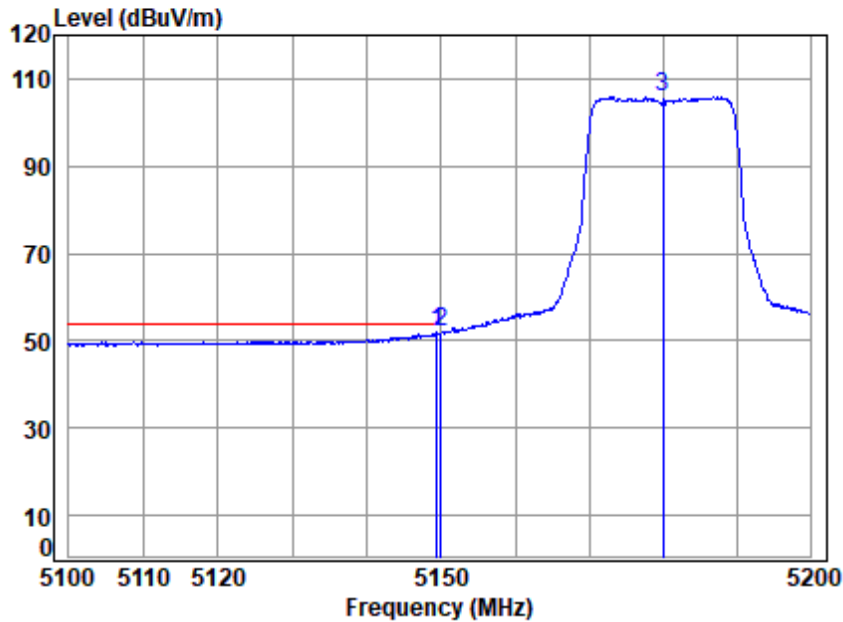


Site : chamber
Condition: 3m VERTICAL
Job No : 01609TL\01610TL
Mode : 5180 Band edge
: 5G WIFI 11AX20

		Cable	Ant	Preamp	Read		Limit	Over	
Freq		Loss	Factor	Factor	Level	Level	Line	Limit	Remark
MHz		dB	dB/m	dB	dBuV	dBuV/m	dBuV/m	dB	
1	5148.357	18.83	33.90	31.28	42.13	63.58	74.00	-10.42	Peak
2	5149.980	18.83	33.90	31.28	41.58	63.03	74.00	-10.97	Peak
3 p	5180.000	18.88	33.96	31.30	95.28	116.82	68.20	48.62	Peak



Test Mode: 01; Polarity: Vertical; Modulation:802.11ax(Full RU0); Bandwidth:20MHz; Channel:Low

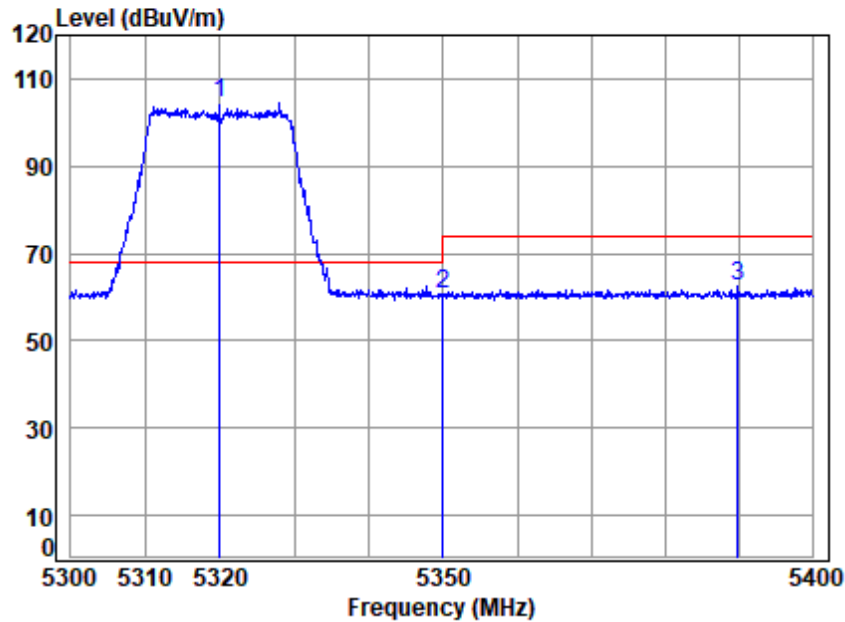


Site : chamber
Condition: 3m VERTICAL
Job No : 01609TL\01610TL
Mode : 5180 Band edge
: 5G WIFI 11AX20

		Cable	Ant	Preamp	Read	Limit	Over	
Freq	Loss	Factor	Factor	Level	Level	Line	Limit	Remark
MHz	dB	dB/m	dB	dBuV	dBuV/m	dBuV/m	dB	
1 q 5149.357	18.83	33.90	31.28	30.51	51.96	54.00	-2.04	Average
2 5149.980	18.83	33.90	31.28	30.44	51.89	54.00	-2.11	Average
3 5180.000	18.88	33.96	31.30	84.27	105.81	-----	-----	Average



Test Mode: 02; Polarity: Horizontal; Modulation:802.11ax(Full RU0); Bandwidth:20MHz; Channel:High

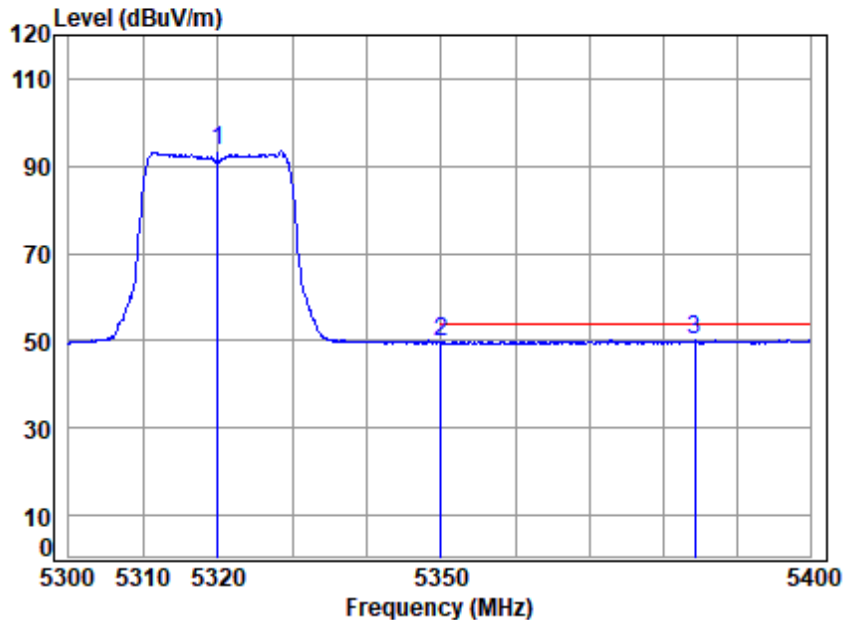


Site : chamber
Condition: 3m HORIZONTAL
Job No : 01609TL\01610TL
Mode : 5320 Band edge
: 5G WIFI 11AX20

		Cable	Ant	Preamp	Read		Limit	Over	
	Freq	Loss	Factor	Factor	Level	Level	Line	Limit	Remark
	MHz	dB	dB/m	dB	dBuV	dBuV/m	dBuV/m	dB	
1 p	5320.000	19.07	34.28	31.37	82.69	104.67	68.20	36.47	peak
2	5350.020	19.11	34.40	31.39	38.41	60.53	74.00	-13.47	peak
3	5389.916	19.16	34.56	31.41	40.15	62.46	74.00	-11.54	peak



Test Mode: 02; Polarity: Horizontal; Modulation:802.11ax(Full RU0); Bandwidth:20MHz; Channel:High

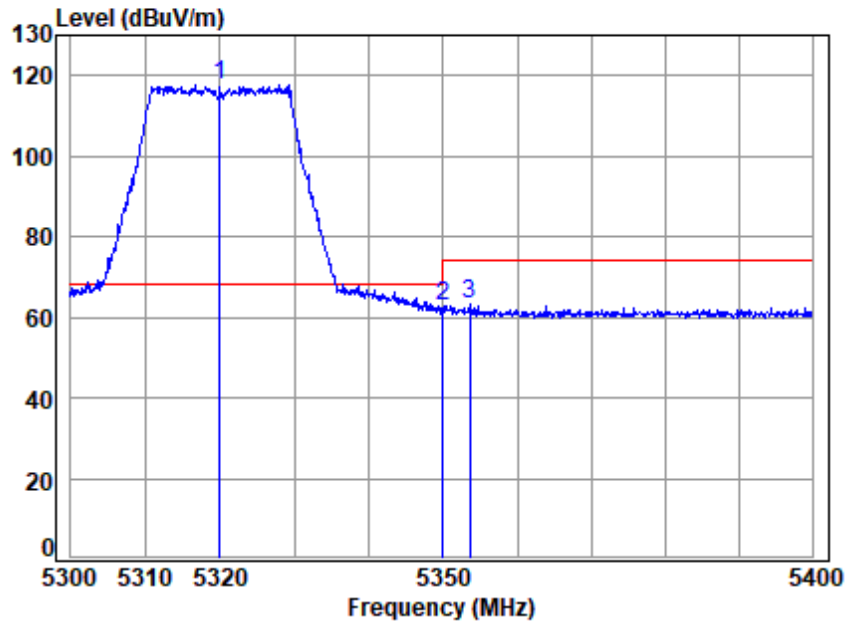


Site : chamber
Condition: 3m HORIZONTAL
Job No : 01609TL\01610TL
Mode : 5320 Band edge
: 5G WIFI 11AX20

		Cable	Ant	Preamp	Read	Limit	Over	
	Freq	Loss	Factor	Factor	Level	Line	Limit	Remark
	MHz	dB	dB/m	dB	dBuV	dBuV/m	dBuV/m	dB
1	5320.000	19.07	34.28	31.37	71.52	93.50	-----	Average
2	5350.020	19.11	34.40	31.39	27.57	49.69	54.00	-4.31 Average
3 q	5384.277	19.16	34.54	31.40	27.91	50.21	54.00	-3.79 Average



Test Mode: 02; Polarity: Vertical; Modulation:802.11ax(Full RU0); Bandwidth:20MHz; Channel:High

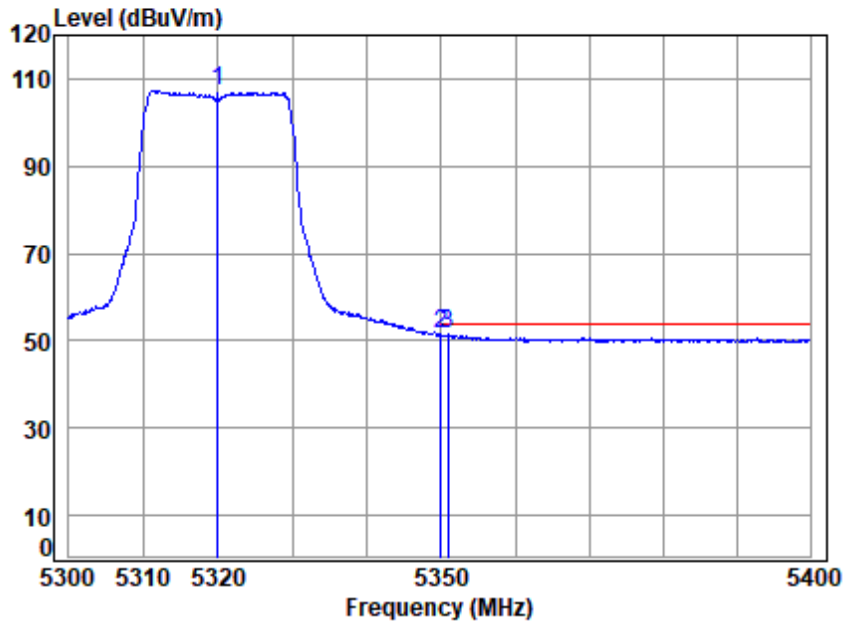


Site : chamber
Condition: 3m VERTICAL
Job No : 01609TL\01610TL
Mode : 5320 Band edge
: 5G WIFI 11AX20

		Cable	Ant	Preamp	Read		Limit	Over	
Freq		Loss	Factor	Factor	Level	Level	Line	Limit	Remark
MHz		dB	dB/m	dB	dBuV	dBuV/m	dBuV/m	dB	
1 p 5320.000		19.07	34.28	31.37	95.73	117.71	68.20	49.51	Peak
2 5350.020		19.11	34.40	31.39	40.51	62.63	74.00	-11.37	Peak
3 5353.568		19.11	34.41	31.39	40.98	63.11	74.00	-10.89	Peak



Test Mode: 02; Polarity: Vertical; Modulation:802.11ax(Full RU0); Bandwidth:20MHz; Channel:High

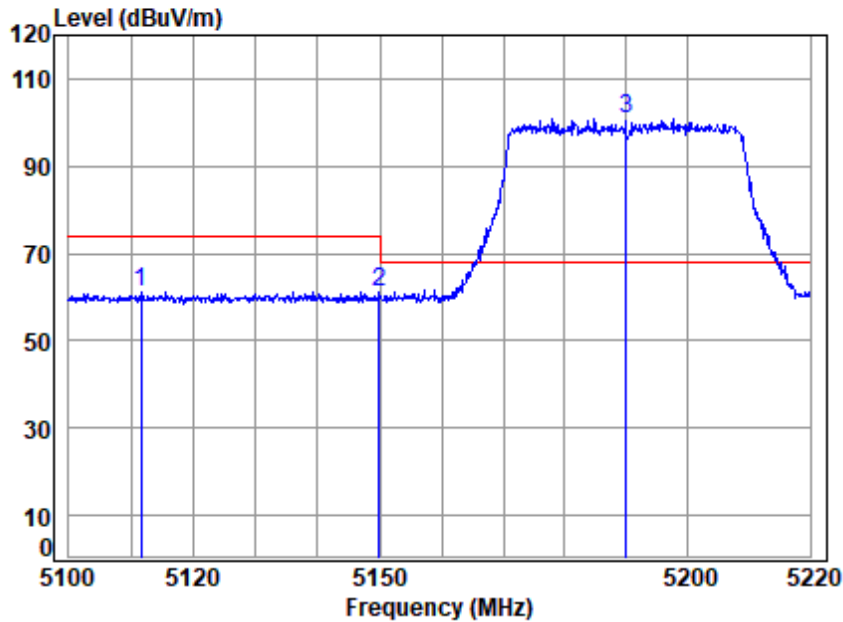


Site : chamber
Condition: 3m VERTICAL
Job No : 01609TL\01610TL
Mode : 5320 Band edge
: 5G WIFI 11AX20

		Cable	Ant	Preamp	Read	Limit	Over	
Freq	Loss	Factor	Factor	Level	Level	Line	Limit	Remark
MHz	dB	dB/m	dB	dBuV	dBuV/m	dBuV/m	dB	
1 5320.000	19.07	34.28	31.37	85.31	107.29	-----	-----	Average
2 5350.020	19.11	34.40	31.39	29.22	51.34	54.00	-2.66	Average
3 q 5350.866	19.11	34.40	31.39	29.25	51.37	54.00	-2.63	Average



Test Mode: 01; Polarity: Horizontal; Modulation:802.11ax(Full RU0); Bandwidth:40MHz; Channel:Low

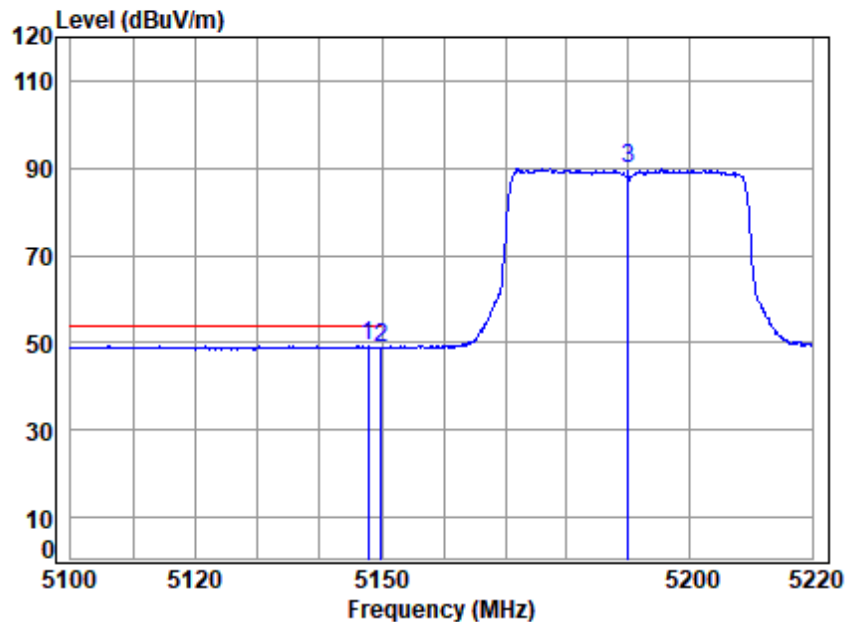


Site : chamber
Condition: 3m HORIZONTAL
Job No : 01609TL\01610TL
Mode : 5190 Band edge
: 5G WIFI 11AX40

		Cable	Ant	Preamp	Read	Limit	Over	
Freq		Loss	Factor	Factor	Level	Line	Limit	Remark
MHz		dB	dB/m	dB	dBuV	dBuV/m	dBuV/m	dB
1	5111.518	18.78	33.98	31.26	39.80	61.30	74.00	-12.70 peak
2	5149.980	18.83	33.90	31.28	39.52	60.97	74.00	-13.03 peak
3 p	5190.000	18.89	33.98	31.30	79.11	100.68	68.20	32.48 peak



Test Mode: 01; Polarity: Horizontal; Modulation:802.11ax(Full RU0); Bandwidth:40MHz; Channel:Low

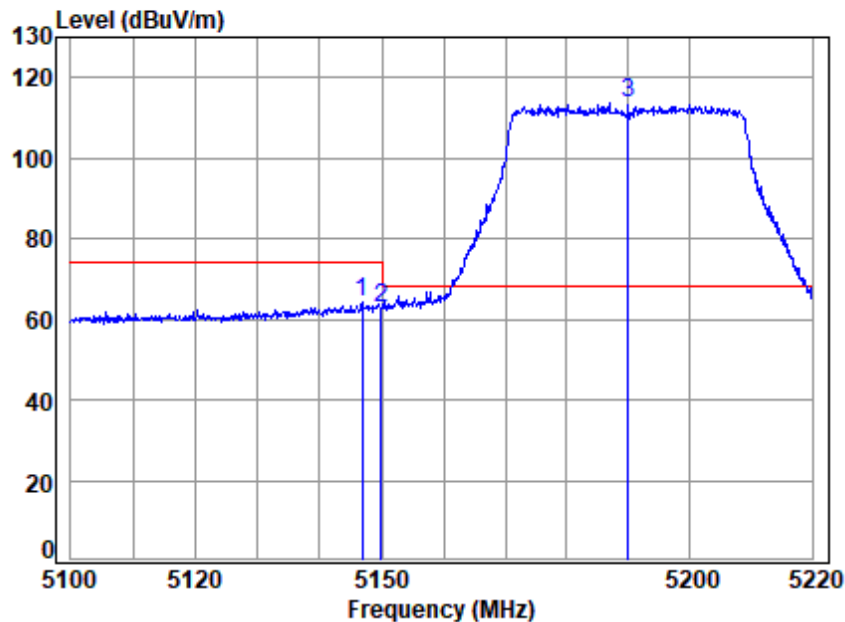


Site : chamber
Condition: 3m HORIZONTAL
Job No : 01609TL\01610TL
Mode : 5190 Band edge
: 5G WIFI 11AX40

		Cable	Ant	Preamp	Read	Limit	Over	
Freq	Loss	Factor	Factor	Level	Level	Line	Limit	Remark
MHz	dB	dB/m	dB	dBuV	dBuV/m	dBuV/m	dB	
1 q 5147.785	18.83	33.90	31.28	27.81	49.26	54.00	-4.74	Average
2 5149.980	18.83	33.90	31.28	27.56	49.01	54.00	-4.99	Average
3 5190.000	18.89	33.98	31.30	68.40	89.97	-----	-----	Average



Test Mode: 01; Polarity: Vertical; Modulation:802.11ax(Full RU0); Bandwidth:40MHz; Channel:Low

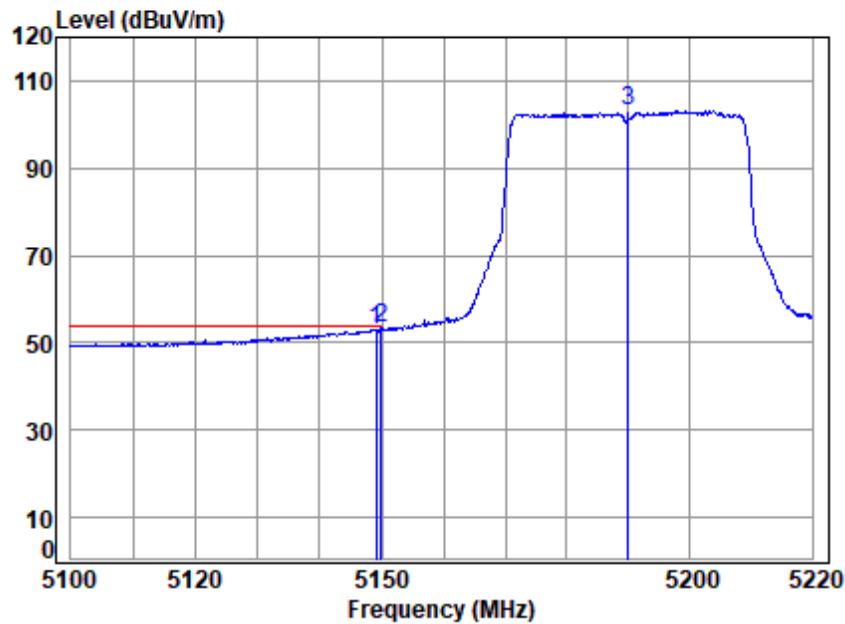


Site : chamber
Condition: 3m VERTICAL
Job No : 01609TL\01610TL
Mode : 5190 Band edge
: 5G WIFI 11AX40

		Cable	Ant	Preamp	Read		Limit	Over	
	Freq	Loss	Factor	Factor	Level	Level	Line	Limit	Remark
	MHz	dB	dB/m	dB	dBuV	dBuV/m	dBuV/m	dB	
1	5146.828	18.83	33.91	31.28	42.60	64.06	74.00	-9.94	Peak
2	5149.980	18.83	33.90	31.28	41.49	62.94	74.00	-11.06	Peak
3 p	5190.000	18.89	33.98	31.30	92.13	113.70	68.20	45.50	Peak



Test Mode: 01; Polarity: Vertical; Modulation:802.11ax(Full RU0); Bandwidth:40MHz; Channel:Low

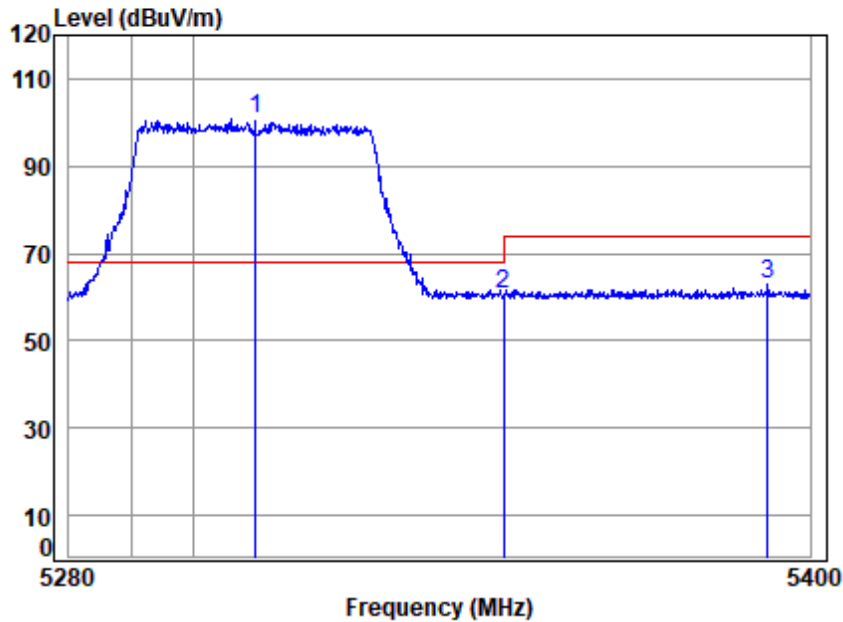


Site : chamber
Condition: 3m VERTICAL
Job No : 01609TL\01610TL
Mode : 5190 Band edge
: 5G WIFI 11AX40

		Cable	Ant	Preamp	Read	Limit	Over	
Freq	Loss	Factor	Factor	Level	Level	Line	Limit	Remark
MHz	dB	dB/m	dB	dBuV	dBuV/m	dBuV/m	dB	
1	5149.102	18.83	33.90	31.28	31.49	52.94	54.00	-1.06 Average
2 q	5149.980	18.83	33.90	31.28	31.73	53.18	54.00	-0.82 Average
3	5190.000	18.89	33.98	31.30	81.53	103.10	-----	----- Average



Test Mode: 02; Polarity: Horizontal; Modulation:802.11ax(Full RU0); Bandwidth:40MHz; Channel:High

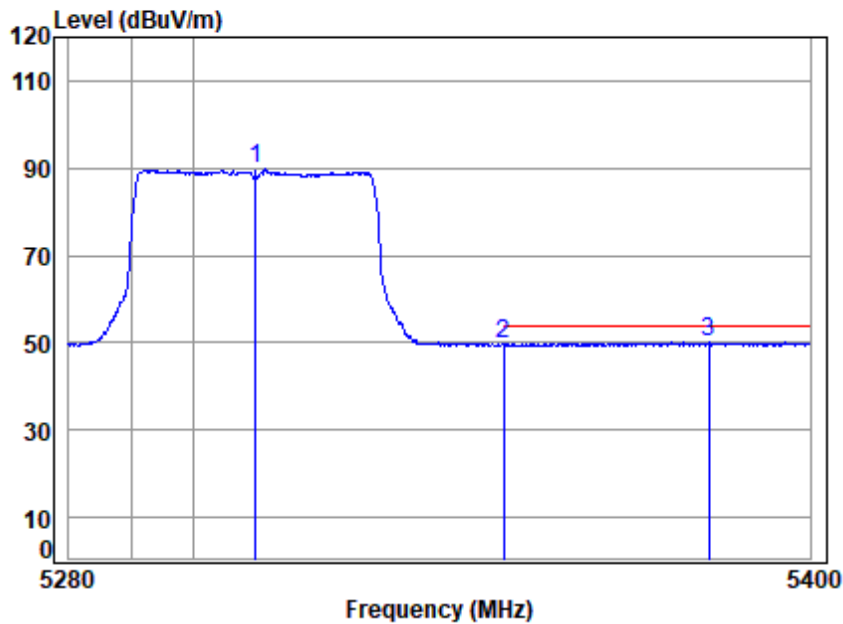


Site : chamber
Condition: 3m HORIZONTAL
Job No : 01609TL\01610TL
Mode : 5310 Band edge
: 5G WIFI 11AX40

		Cable	Ant	Preamp	Read		Limit	Over	
	Freq	Loss	Factor	Factor	Level	Level	Line	Limit	Remark
	MHz	dB	dB/m	dB	dBuV	dBuV/m	dBuV/m	dB	
1 p	5310.000	19.06	34.24	31.36	78.88	100.82	68.20	32.62	peak
2	5350.020	19.11	34.40	31.39	38.61	60.73	74.00	-13.27	peak
3	5393.087	19.17	34.57	31.41	40.48	62.81	74.00	-11.19	peak



Test Mode: 02; Polarity: Horizontal; Modulation:802.11ax(Full RU0); Bandwidth:40MHz; Channel:High

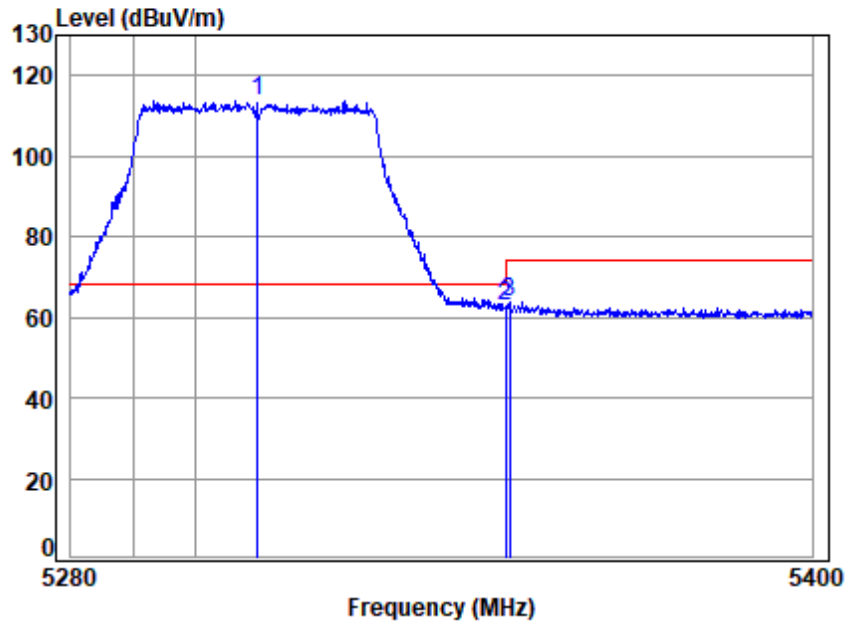


Site : chamber
Condition: 3m HORIZONTAL
Job No : 01609TL\01610TL
Mode : 5310 Band edge
: 5G WIFI 11AX40

		Cable	Ant	Preamp	Read	Limit	Over	
Freq	Loss	Factor	Factor	Level	Level	Line	Limit	Remark
MHz	dB	dB/m	dB	dBuV	dBuV/m	dBuV/m	dB	
1	5310.000	19.06	34.24	31.36	67.75	89.69	-----	----- Average
2	5350.020	19.11	34.40	31.39	27.47	49.59	54.00	-4.41 Average
3 q	5383.521	19.16	34.53	31.40	27.74	50.03	54.00	-3.97 Average



Test Mode: 02; Polarity: Vertical; Modulation:802.11ax(Full RU0); Bandwidth:40MHz; Channel:High

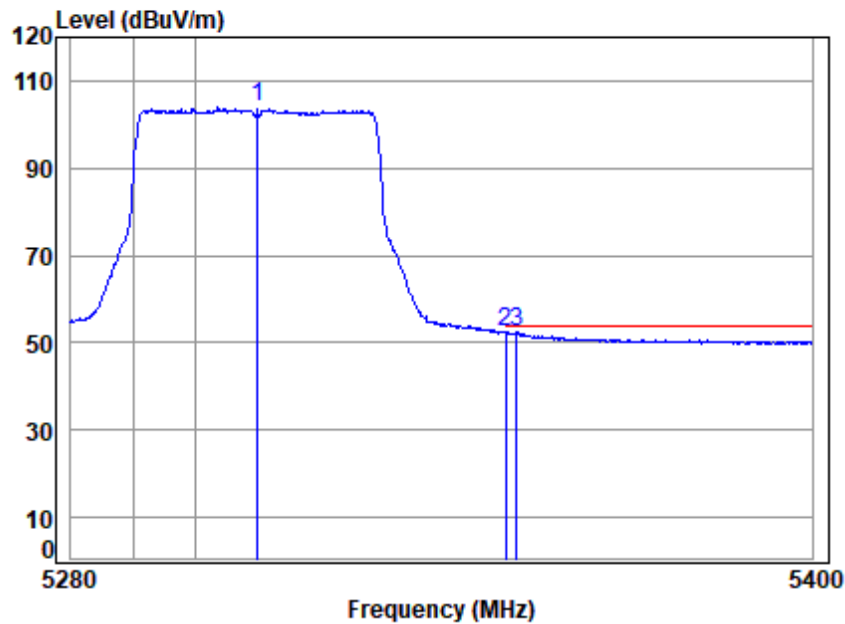


Site : chamber
Condition: 3m VERTICAL
Job No : 01609TL\01610TL
Mode : 5310 Band edge
: 5G WIFI 11AX40

		Cable	Ant	Preamp	Read	Limit	Over	
Freq	Loss	Factor	Factor	Level	Level	Line	Limit	Remark
MHz	dB	dB/m	dB	dBuV	dBuV/m	dBuV/m	dB	
1 p 5310.000	19.06	34.24	31.36	91.99	113.93	68.20	45.73	Peak
2 5350.020	19.11	34.40	31.39	40.60	62.72	74.00	-11.28	Peak
3 5350.714	19.11	34.40	31.39	41.60	63.72	74.00	-10.28	Peak



Test Mode: 02; Polarity: Vertical; Modulation:802.11ax(Full RU0); Bandwidth:40MHz; Channel:High

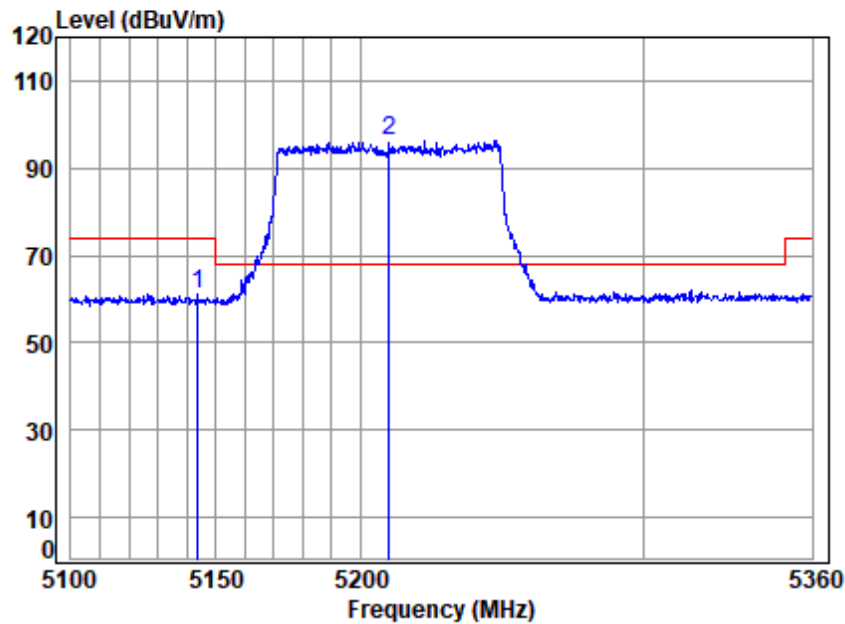


Site : chamber
Condition: 3m VERTICAL
Job No : 01609TL\01610TL
Mode : 5310 Band edge
: 5G WIFI 11AX40

		Cable	Ant	Preamp	Read	Limit	Over	
Freq	Loss	Factor	Factor	Level	Level	Line	Limit	Remark
MHz	dB	dB/m	dB	dBuV	dBuV/m	dBuV/m	dB	
1	5310.000	19.06	34.24	31.36	81.87	103.81	-----	Average
2 q	5350.020	19.11	34.40	31.39	30.39	52.51	54.00	-1.49 Average
3	5351.917	19.11	34.41	31.39	30.22	52.35	54.00	-1.65 Average



Test Mode: 01; Polarity: Horizontal; Modulation:802.11ax(Full RU0); Bandwidth:80MHz; Channel:Low

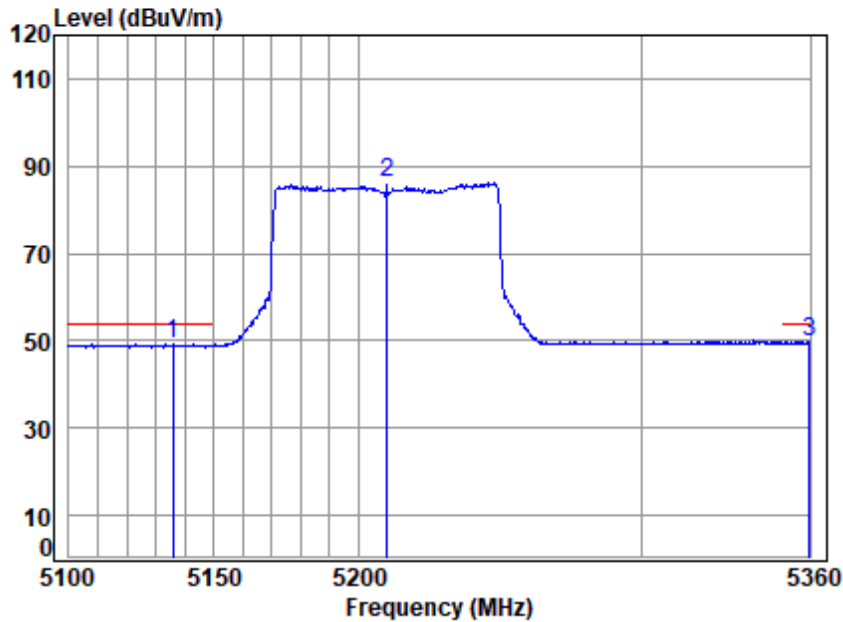


Site : chamber
Condition: 3m HORIZONTAL
Job No : 01609TL\01610TL
Mode : 5210 Band edge
: 5G WIFI 11AX80

		Cable	Ant	Preamp	Read		Limit	Over	
	Freq	Loss	Factor	Factor	Level	Level	Line	Limit	Remark
	MHz	dB	dB/m	dB	dBuV	dBuV/m	dBuV/m	dB	
1	5143.805	18.83	33.91	31.28	39.59	61.05	74.00	-12.95	peak
2 p	5210.000	18.92	34.02	31.31	74.75	96.38	68.20	28.18	peak
3	5360.000	19.12	34.44	31.39	38.86	61.03	74.00	-12.97	peak



Test Mode: 01; Polarity: Horizontal; Modulation: 802.11ax(Full RU0); Bandwidth: 80MHz; Channel: Low

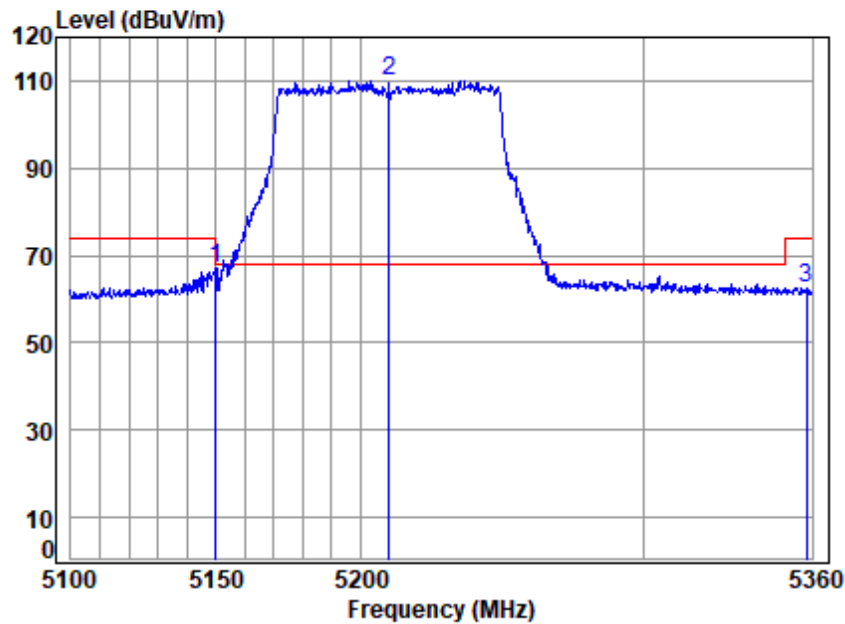


Site : chamber
Condition: 3m HORIZONTAL
Job No : 01609TL\01610TL
Mode : 5210 Band edge
: 5G WIFI 11AX80

		Cable	Ant	Preamp	Read	Limit	Over	
	Freq	Loss	Factor	Factor	Level	Line	Limit	Remark
	MHz	dB	dB/m	dB	dBuV	dBuV/m	dBuV/m	dB
1	5135.882	18.81	33.93	31.27	27.72	49.19	54.00	-4.81 Average
2	5210.000	18.92	34.02	31.31	64.42	86.05	-----	----- Average
3 q	5359.733	19.12	34.44	31.39	27.67	49.84	54.00	-4.16 Average



Test Mode: 01; Polarity: Vertical; Modulation:802.11ax(Full RU0); Bandwidth:80MHz; Channel:Low

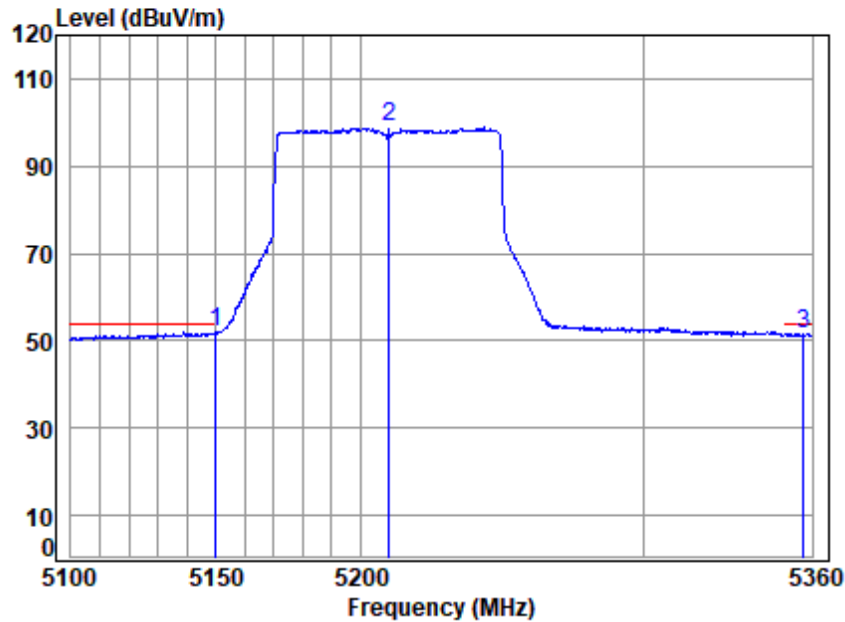


Site : chamber
Condition: 3m VERTICAL
Job No : 01609TL\01610TL
Mode : 5210 Band edge
: 5G WIFI 11AX80

		Cable	Ant	Preamp	Read		Limit	Over	
	Freq	Loss	Factor	Factor	Level	Level	Line	Limit	Remark
	MHz	dB	dB/m	dB	dBuV	dBuV/m	dBuV/m	dB	
1	5149.947	18.83	33.90	31.28	45.73	67.18	74.00	-6.82	Peak
2 p	5210.000	18.92	34.02	31.31	88.42	110.05	68.20	41.85	Peak
3	5358.135	19.12	34.43	31.39	40.44	62.60	74.00	-11.40	Peak



Test Mode: 01; Polarity: Vertical; Modulation:802.11ax(Full RU0); Bandwidth:80MHz; Channel:Low

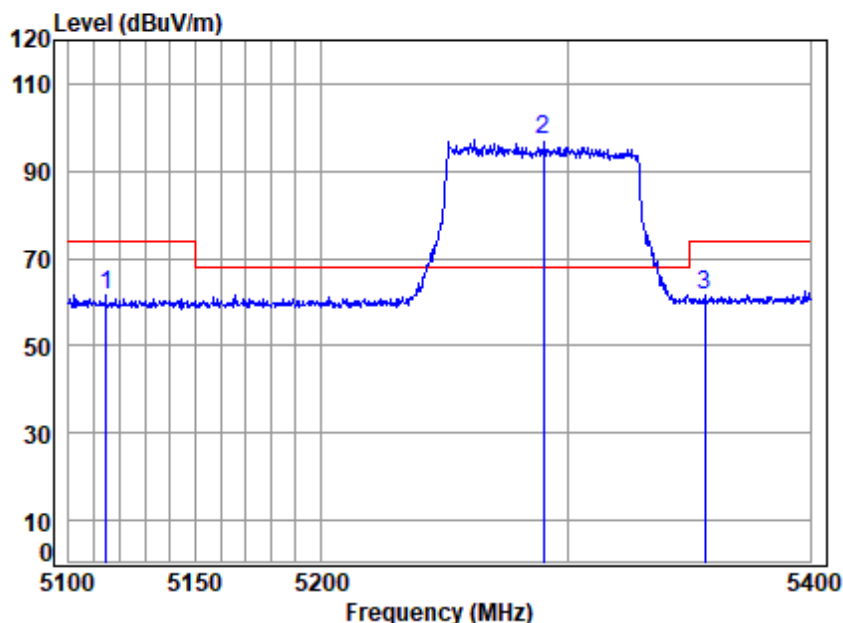


Site : chamber
Condition: 3m VERTICAL
Job No : 01609TL\01610TL
Mode : 5210 Band edge
: 5G WIFI 11AX80

		Cable	Ant	Preamp	Read	Limit	Over	
Freq	Loss	Factor	Factor	Level	Level	Line	Limit	Remark
MHz	dB	dB/m	dB	dBuV	dBuV/m	dBuV/m	dB	
1 q 5149.690	18.83	33.90	31.28	30.37	51.82	54.00	-2.18	Average
2 5210.000	18.92	34.02	31.31	77.17	98.80	-----	-----	Average
3 5356.803	19.12	34.43	31.39	29.62	51.78	54.00	-2.22	Average



Test Mode: 02; Polarity: Horizontal; Modulation:802.11ax(Full RU0); Bandwidth:80MHz; Channel:High

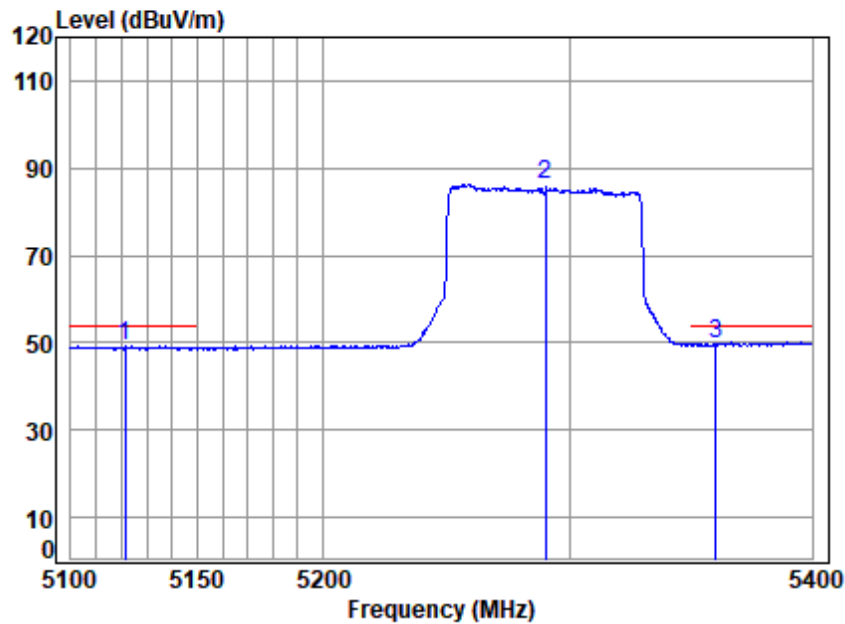


Site : chamber
Condition: 3m HORIZONTAL
Job No : 01609TL\01610TL
Mode : 5290 Band edge
: 5G WIFI 11AX80

		Cable	Ant	Preamp	Read	Limit	Over	
Freq	Loss	Factor	Factor	Level	Level	Line	Limit	Remark
MHz	dB	dB/m	dB	dBuV	dBuV/m	dBuV/m	dB	
1 5114.596	18.78	33.97	31.26	40.11	61.60	74.00	-12.40	peak
2 p 5290.000	19.03	34.18	31.35	75.28	97.14	68.20	28.94	peak
3 5356.348	19.12	34.43	31.39	39.28	61.44	74.00	-12.56	peak



Test Mode: 02; Polarity: Horizontal; Modulation:802.11ax(Full RU0); Bandwidth:80MHz; Channel:High

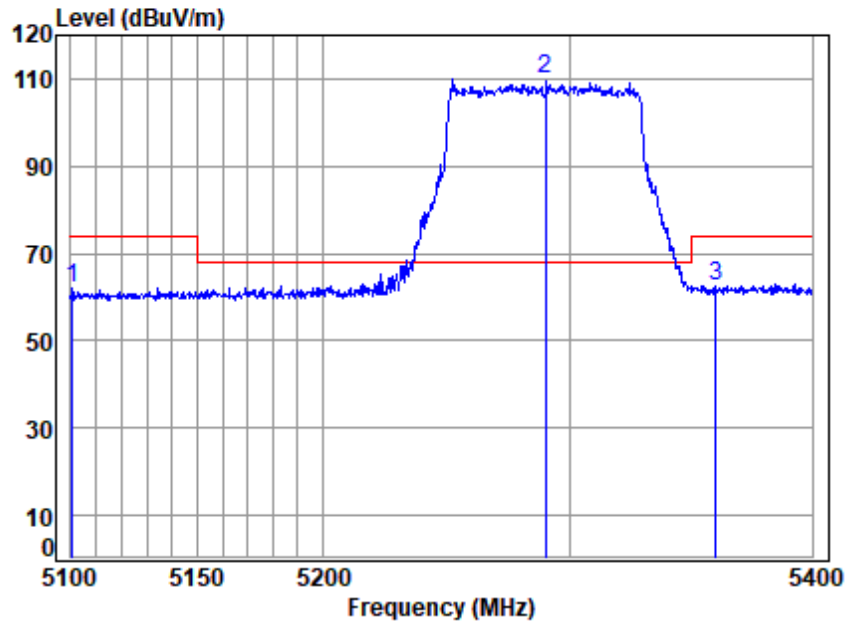


Site : chamber
Condition: 3m HORIZONTAL
Job No : 01609TL\01610TL
Mode : 5290 Band edge
: 5G WIFI 11AX80

		Cable	Ant	Preamp	Read	Limit	Over	
Freq	Loss	Factor	Factor	Level	Level	Line	Limit	Remark
MHz	dB	dB/m	dB	dBuV	dBuV/m	dBuV/m	dB	
1 5121.617	18.79	33.96	31.27	27.63	49.11	54.00	-4.89	Average
2 5290.000	19.03	34.18	31.35	64.29	86.15	-----	-----	Average
3 q 5360.023	19.12	34.44	31.39	27.49	49.66	54.00	-4.34	Average



Test Mode: 02; Polarity: Vertical; Modulation:802.11ax(Full RU0); Bandwidth:80MHz; Channel:High

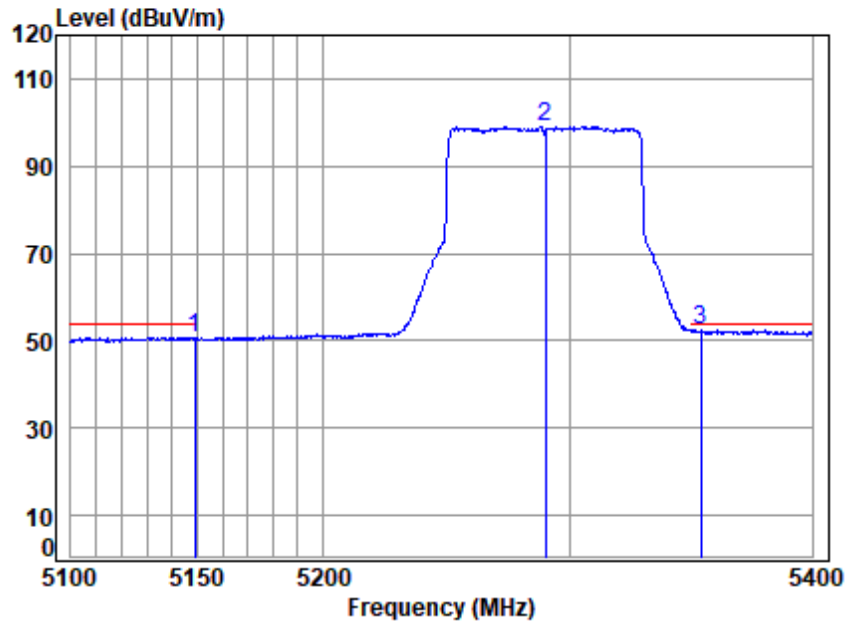


Site : chamber
Condition: 3m VERTICAL
Job No : 01609TL\01610TL
Mode : 5290 Band edge
: 5G WIFI 11AX80

		Cable	Ant	Preamp	Read	Limit	Over	
	Freq	Loss	Factor	Factor	Level	Line	Limit	Remark
	MHz	dB	dB/m	dB	dBuV	dBuV/m	dBuV/m	dB
1	5100.583	18.76	34.00	31.25	40.66	62.17	74.00	-11.83 Peak
2 p	5290.000	19.03	34.18	31.35	87.99	109.85	68.20	41.65 Peak
3	5360.023	19.12	34.44	31.39	40.44	62.61	74.00	-11.39 Peak



Test Mode: 02; Polarity: Vertical; Modulation:802.11ax(Full RU0); Bandwidth:80MHz; Channel:High

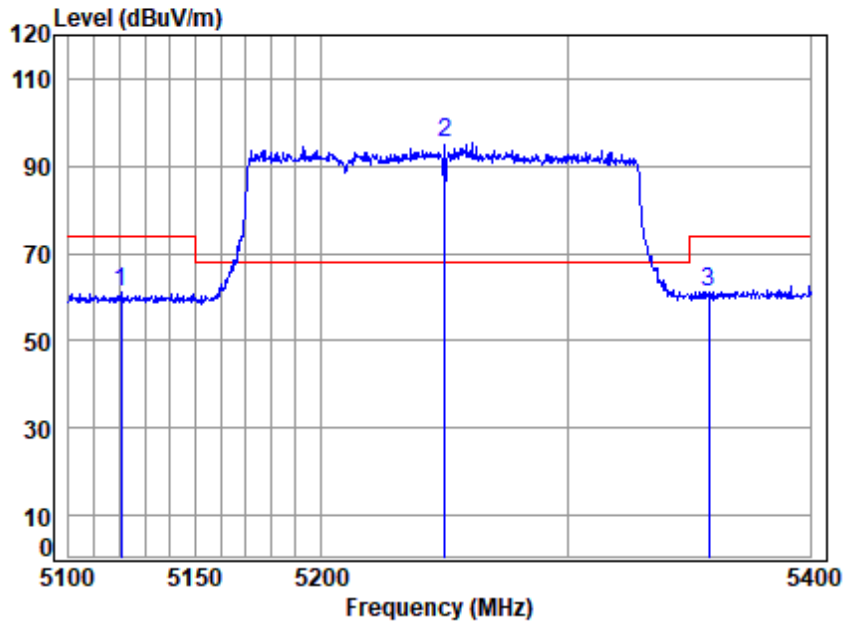


Site : chamber
Condition: 3m VERTICAL
Job No : 01609TL\01610TL
Mode : 5290 Band edge
: 5G WIFI 11AX80

		Cable	Ant	Preamp	Read	Limit	Over	
	Freq	Loss	Factor	Factor	Level	Line	Limit	Remark
	MHz	dB	dB/m	dB	dBuV	dBuV/m	dBuV/m	dB
1	5148.915	18.83	33.90	31.28	29.42	50.87	54.00	-3.13 Average
2	5290.000	19.03	34.18	31.35	77.33	99.19	-----	----- Average
3 q	5353.899	19.12	34.42	31.39	30.18	52.33	54.00	-1.67 Average



Test Mode: 01; Polarity: Horizontal; Modulation:802.11ax(Full RU0); Bandwidth:160MHz; Channel:middle



Site : chamber
Condition: 3m HORIZONTAL
Job No : 01609TL\01610TL
Mode : 5250 Band edge
: 5G WIFI 11AX160

		Cable	Ant	Preamp	Read		Limit	Over	
Freq		Loss	Factor	Factor	Level	Level	Line	Limit	Remark
MHz		dB	dB/m	dB	dBuV	dBuV/m	dBuV/m	dB	
1	5120.739	18.79	33.96	31.27	39.47	60.95	74.00	-13.05	peak
2 p	5250.000	18.97	34.10	31.33	73.53	95.27	68.20	27.07	peak
3	5357.879	19.12	34.43	31.39	38.98	61.14	74.00	-12.86	peak



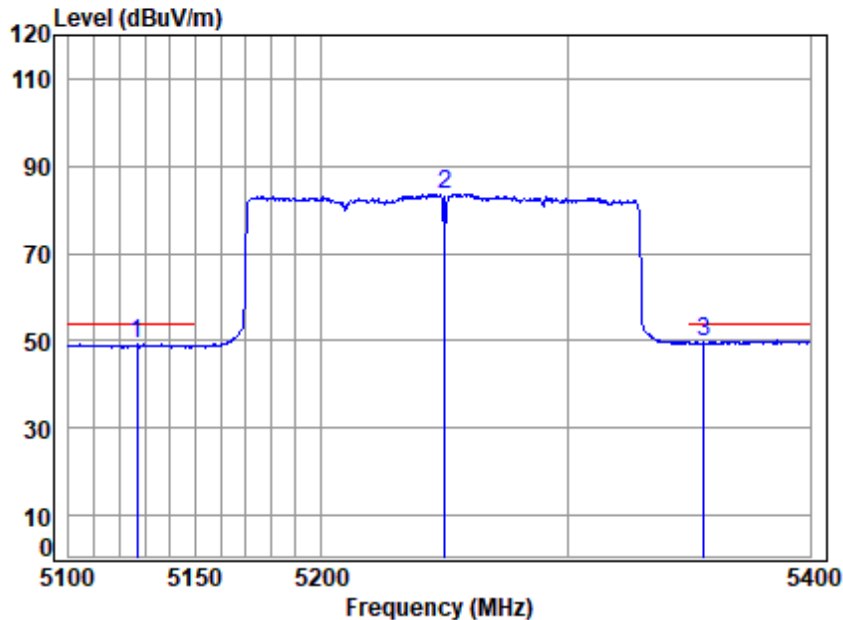
SGS-CSTC Standards Technical Services Co., Ltd. Shenzhen Branch

SZEMC-TRF-01 Rev. A/1

Report No.: SZCR250400160903

Page: 169 of 657

Test Mode: 01; Polarity: Horizontal; Modulation:802.11ax(Full RU0); Bandwidth:160MHz; Channel:middle



Site : chamber
Condition: 3m HORIZONTAL
Job No : 01609TL\01610TL
Mode : 5250 Band edge
: 5G WIFI 11AX160

		Cable	Ant	Preamp	Read	Limit	Over	
	Freq	Loss	Factor	Factor	Level	Level	Line	Limit Remark
	MHz	dB	dB/m	dB	dBuV	dBuV/m	dBuV/m	dB
1	5126.889	18.80	33.95	31.27	27.79	49.27	54.00	-4.73 Average
2	5250.000	18.97	34.10	31.33	61.91	83.65	-----	----- Average
3 q	5356.042	19.12	34.42	31.39	27.66	49.81	54.00	-4.19 Average



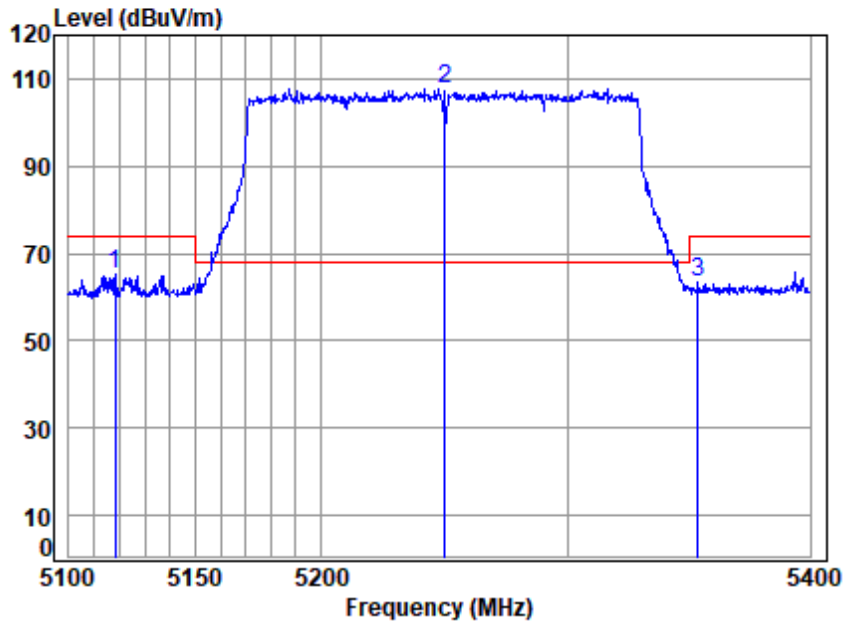
SGS-CSTC Standards Technical Services Co., Ltd.
Shenzhen Branch Inspection & Testing Laboratory

Unless otherwise agreed in writing, this document is issued by the Company subject to its General Conditions of Service printed overleaf, available on request or accessible at <https://www.sgs.com/en/Terms-and-Conditions>. Attention is drawn to the limitation of liability, indemnification and jurisdiction issues defined therein. Any holder of this document is advised that information contained hereon reflects the Company's findings at the time of its intervention only and within the limits of Client's instructions, if any. The Company's sole responsibility is to its Client and this document does not exonerate parties to a transaction from exercising all their rights and obligations under the transaction documents. This document cannot be reproduced except in full, without prior written approval of the Company. Any unauthorized alteration, forgery or falsification of the content or appearance of this document is unlawful and offenders may be prosecuted to the fullest extent of the law. Unless otherwise stated the results shown in this test report refer only to the sample(s) tested and such sample(s) are retained for 30 days only.

Attention: To check the authenticity of testing /inspection report & certificate, please contact us at telephone: (86-755) 8307 1443, or email: CN.Doccheck@sgs.com

No.1 Workshop, M-10, Middle Section, Science & Technology Park, Nanshan District, Shenzhen, Guangdong, China 518057 t (86-755) 26012053 f (86-755) 26710594 www.sgs.com.cn
中国·广东·深圳市南山区科技园中区M-10栋1号厂房 邮编: 518057 t (86-755) 26012053 f (86-755) 26710594 sgs.china@sgs.com

Test Mode: 01; Polarity: Vertical; Modulation:802.11ax(Full RU0); Bandwidth:160MHz; Channel:middle

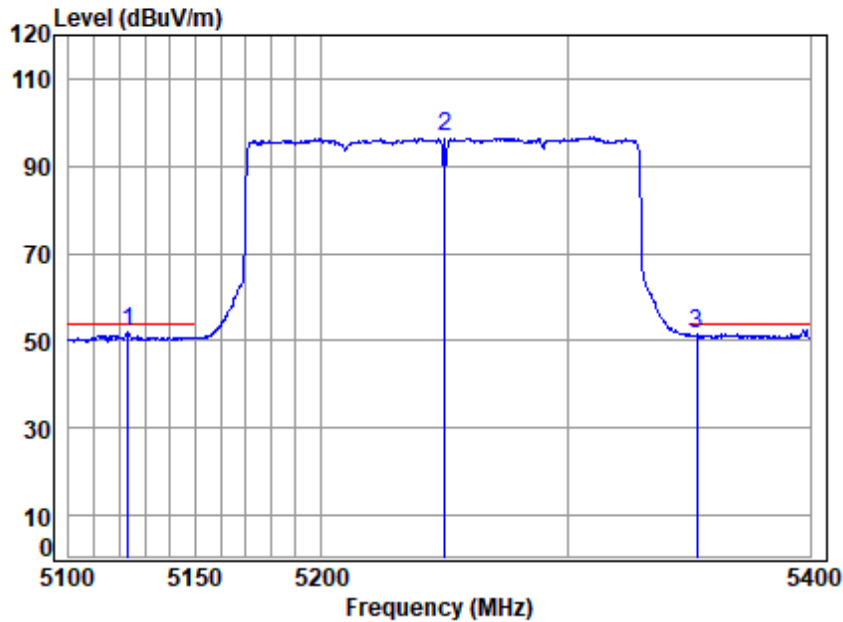


Site : chamber
Condition: 3m VERTICAL
Job No : 01609TL\01610TL
Mode : 5250 Band edge
: 5G WIFI 11AX160

		Cable	Ant	Preamp	Read		Limit	Over	
Freq		Loss	Factor	Factor	Level	Level	Line	Limit	Remark
MHz		dB	dB/m	dB	dBuV	dBuV/m	dBuV/m	dB	
1	5118.105	18.79	33.96	31.26	43.94	65.43	74.00	-8.57	Peak
2 p	5250.000	18.97	34.10	31.33	86.07	107.81	68.20	39.61	Peak
3	5353.594	19.11	34.41	31.39	41.49	63.62	74.00	-10.38	Peak



Test Mode: 01; Polarity: Vertical; Modulation:802.11ax(Full RU0); Bandwidth:160MHz; Channel:middle

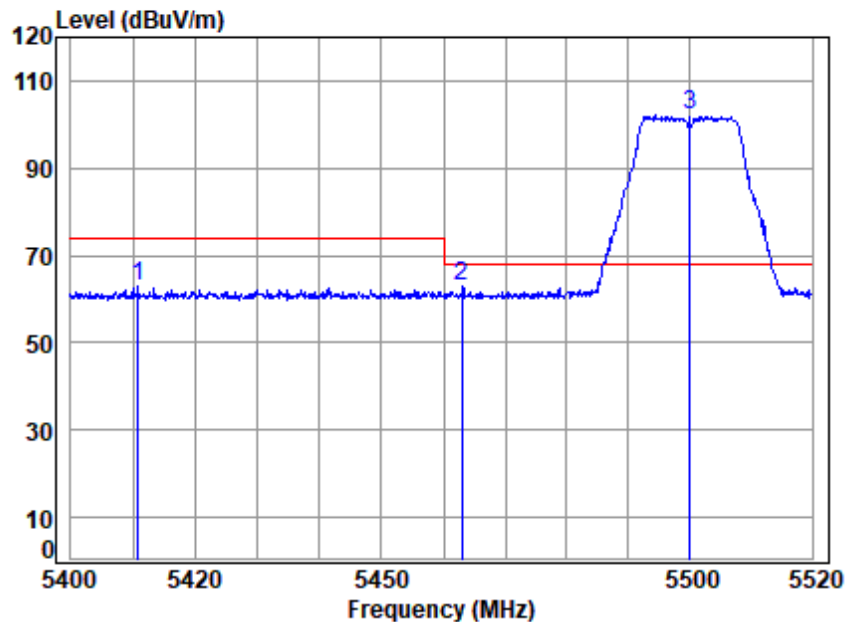


Site : chamber
Condition: 3m VERTICAL
Job No : 01609TL\01610TL
Mode : 5250 Band edge
: 5G WIFI 11AX160

		Cable	Ant	Preamp	Read	Limit	Over	
Freq	Loss	Factor	Factor	Level	Level	Line	Limit	Remark
MHz	dB	dB/m	dB	dBuV	dBuV/m	dBuV/m	dB	
1 q 5123.374	18.80	33.95	31.27	30.34	51.82	54.00	-2.18	Average
2 5250.000	18.97	34.10	31.33	74.88	96.62	-----	-----	Average
3 5352.981	19.11	34.41	31.39	29.24	51.37	54.00	-2.63	Average



Test Mode: 03; Polarity: Horizontal; Modulation:802.11a; Bandwidth:20MHz; Channel:Low

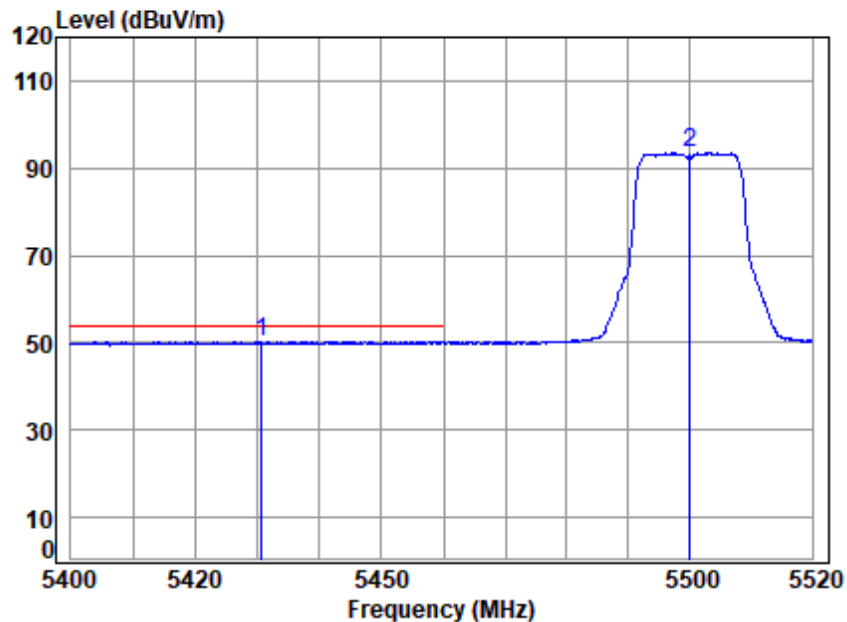


Site : chamber
Condition: 3m HORIZONTAL
Job No : 01609TL\01610TL
Mode : 5500 Band edge
: 5G WIFI 11A

		Cable	Ant	Preamp	Read		Limit	Over	
Freq		Loss	Factor	Factor	Level	Level	Line	Limit	Remark
MHz		dB	dB/m	dB	dBuV	dBuV/m	dBuV/m	dB	
1	5410.811	19.19	34.62	31.42	40.44	62.83	74.00	-11.17	peak
2	5463.031	19.26	34.65	31.44	40.37	62.84	68.20	-5.36	peak
3 p	5500.000	19.31	34.50	31.46	79.64	101.99	68.20	33.79	peak



Test Mode: 03; Polarity: Horizontal; Modulation:802.11a; Bandwidth:20MHz; Channel:Low

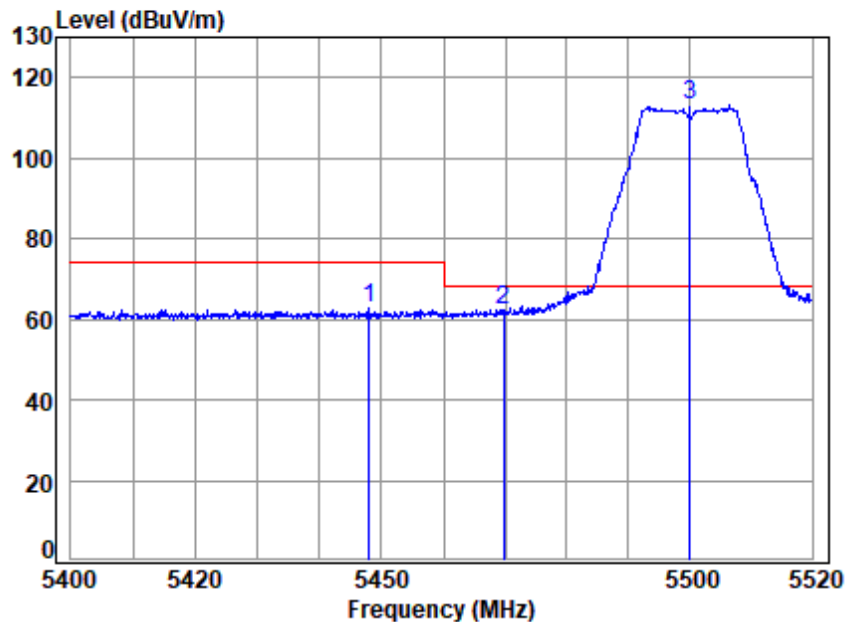


Site : chamber
Condition: 3m HORIZONTAL
Job No : 01609TL\01610TL
Mode : 5500 Band edge
: 5G WIFI 11A

		Cable	Ant	Preamp	Read	Limit	Over	
Freq		Loss	Factor	Factor	Level	Level	Limit	Remark
MHz		dB	dB/m	dB	dBuV	dBuV/m	dBuV/m	dB
1 q 5430.589		19.22	34.66	31.43	27.93	50.38	54.00	-3.62 Average
2 5500.000		19.31	34.50	31.46	71.38	93.73	-----	----- Average



Test Mode: 03; Polarity: Vertical; Modulation:802.11a; Bandwidth:20MHz; Channel:Low

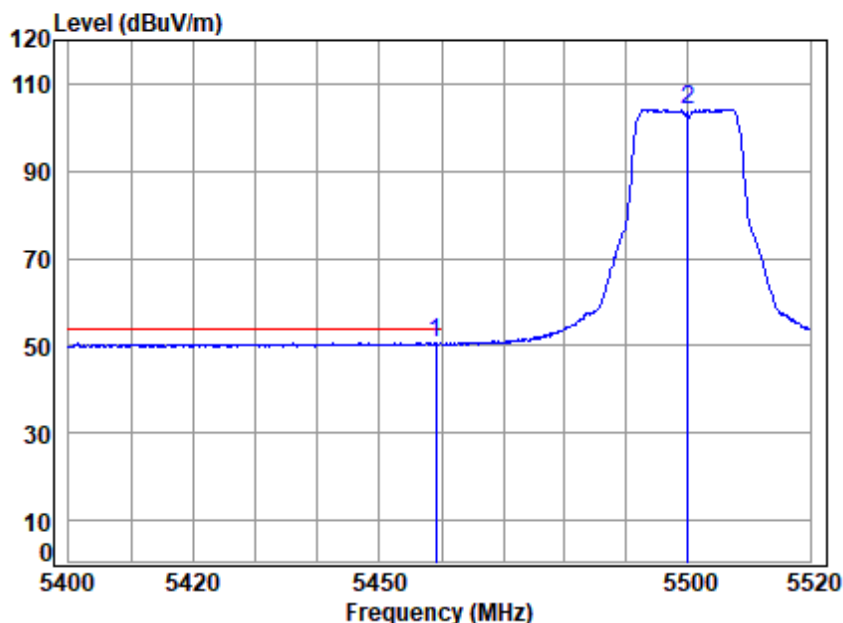


Site : chamber
 Condition: 3m VERTICAL
 Job No : 01609TL\01610TL
 Mode : 5500 Band edge
 : 5G WIFI 11A

		Cable	Ant	Preamp	Read		Limit	Over	
Freq		Loss	Factor	Factor	Level	Level	Line	Limit	Remark
MHz		dB	dB/m	dB	dBuV	dBuV/m	dBuV/m	dB	
1	5448.043	19.24	34.70	31.44	40.03	62.53	74.00	-11.47	Peak
2	5469.759	19.27	34.62	31.45	40.03	62.47	68.20	-5.73	peak
3 p	5500.000	19.31	34.50	31.46	90.76	113.11	68.20	44.91	Peak



Test Mode: 03; Polarity: Vertical; Modulation:802.11a; Bandwidth:20MHz; Channel:Low

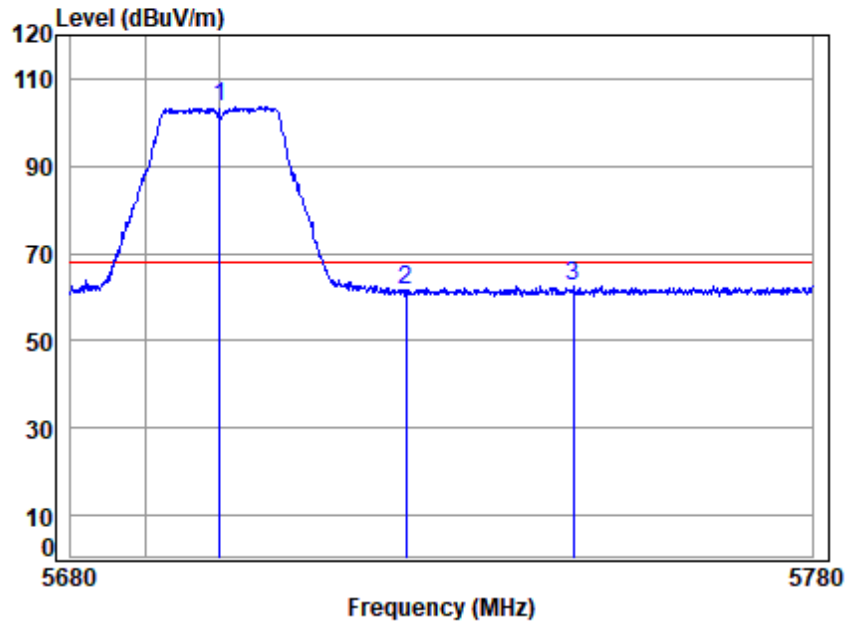


Site : chamber
Condition: 3m VERTICAL
Job No : 01609TL\01610TL
Mode : 5500 Band edge
: 5G WIFI 11A

		Cable	Ant	Preamp	Read	Limit	Over	
Freq	Loss	Factor	Factor	Level	Level	Line	Limit	Remark
MHz	dB	dB/m	dB	dBuV	dBuV/m	dBuV/m	dB	
1 q 5459.070	19.26	34.66	31.44	28.20	50.68	54.00	-3.32	Average
2 5500.000	19.31	34.50	31.46	81.90	104.25	-----	-----	Average



Test Mode: 03; Polarity: Horizontal; Modulation:802.11a; Bandwidth:20MHz; Channel:High

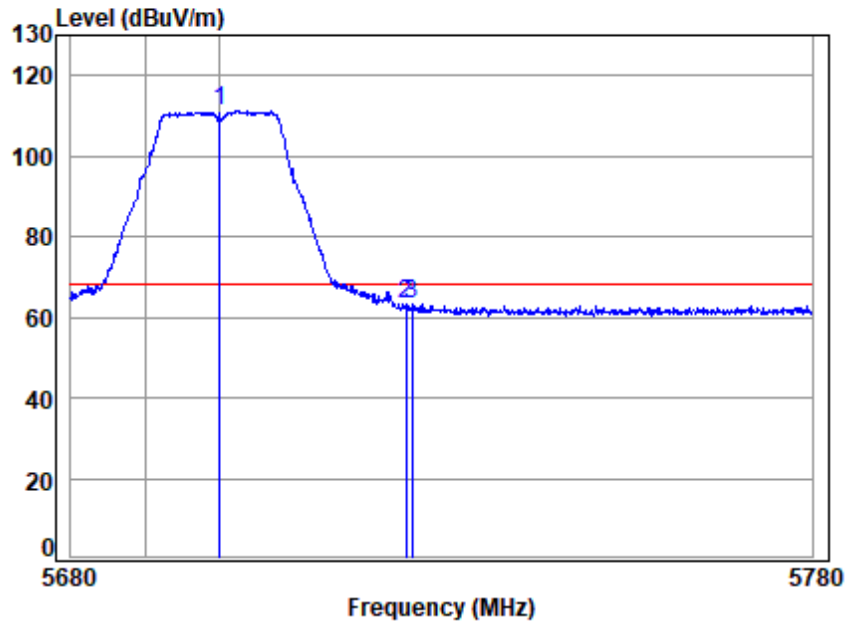


Site : chamber
Condition: 3m HORIZONTAL
Job No : 01609TL\01610TL
Mode : 5700 Band edge
: 5G WIFI 11A

		Cable	Ant	Preamp	Read	Limit	Over	
Freq	Loss	Factor	Factor	Level	Level	Line	Limit	Remark
MHz	dB	dB/m	dB	dBuV	dBuV/m	dBuV/m	dB	
1 p 5700.000	19.44	34.30	31.56	81.38	103.56	68.20	35.36	peak
2 5725.000	19.46	34.25	31.57	39.39	61.53	68.20	-6.67	peak
3 5747.609	19.47	34.20	31.58	40.40	62.49	68.20	-5.71	peak



Test Mode: 03; Polarity: Vertical; Modulation:802.11a; Bandwidth:20MHz; Channel:High

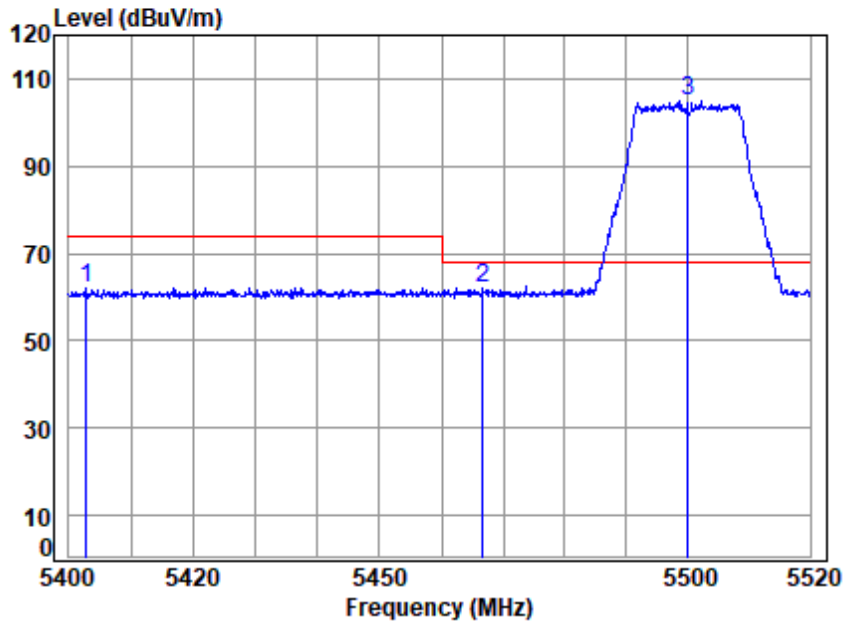


Site : chamber
Condition: 3m VERTICAL
Job No : 01609TL\01610TL
Mode : 5700 Band edge
: 5G WIFI 11A

		Cable	Ant	Preamp	Read	Limit	Over	
Freq	Loss	Factor	Factor	Level	Level	Line	Limit	Remark
MHz	dB	dB/m	dB	dBuV	dBuV/m	dBuV/m	dB	
1 p 5700.000	19.44	34.30	31.56	89.08	111.26	68.20	43.06	Peak
2 5725.000	19.46	34.25	31.57	40.90	63.04	68.20	-5.16	Peak
3 5725.783	19.46	34.25	31.57	40.98	63.12	68.20	-5.08	Peak



Test Mode: 03; Polarity: Horizontal; Modulation:802.11ac; Bandwidth:20MHz; Channel:Low

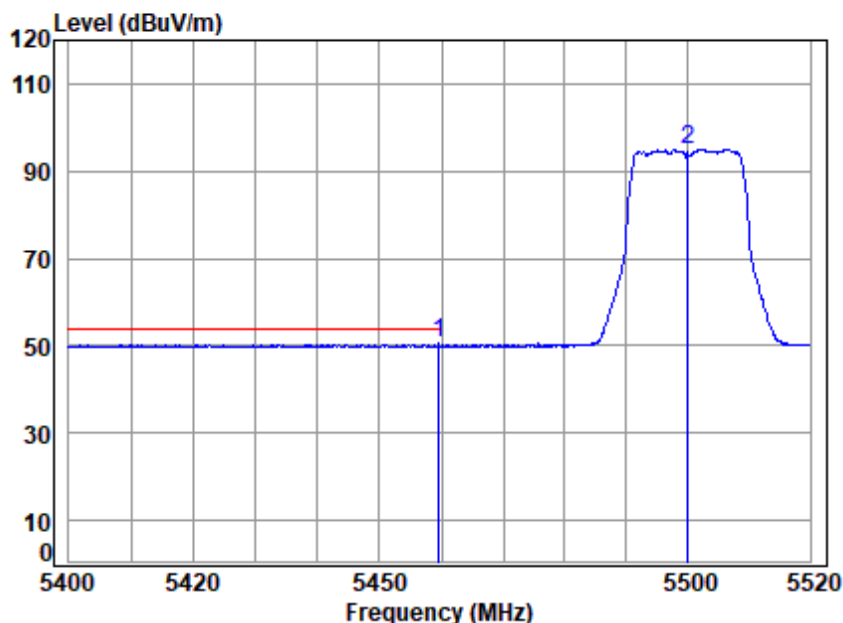


Site : chamber
Condition: 3m HORIZONTAL
Job No : 01609TL\01610TL
Mode : 5500 Band edge
: 5G WIFI 11AC20

		Cable	Ant	Preamp	Read		Limit	Over	
	Freq	Loss	Factor	Factor	Level	Level	Line	Limit	Remark
	MHz	dB	dB/m	dB	dBuV	dBuV/m	dBuV/m	dB	
1	5402.849	19.18	34.61	31.41	39.60	61.98	74.00	-12.02	peak
2	5466.635	19.27	34.63	31.44	39.57	62.03	68.20	-6.17	peak
3 p	5500.000	19.31	34.50	31.46	82.74	105.09	68.20	36.89	peak



Test Mode: 03; Polarity: Horizontal; Modulation:802.11ac; Bandwidth:20MHz; Channel:Low



Site : chamber
Condition: 3m HORIZONTAL
Job No : 01609TL\01610TL
Mode : 5500 Band edge
: 5G WIFI 11AC20

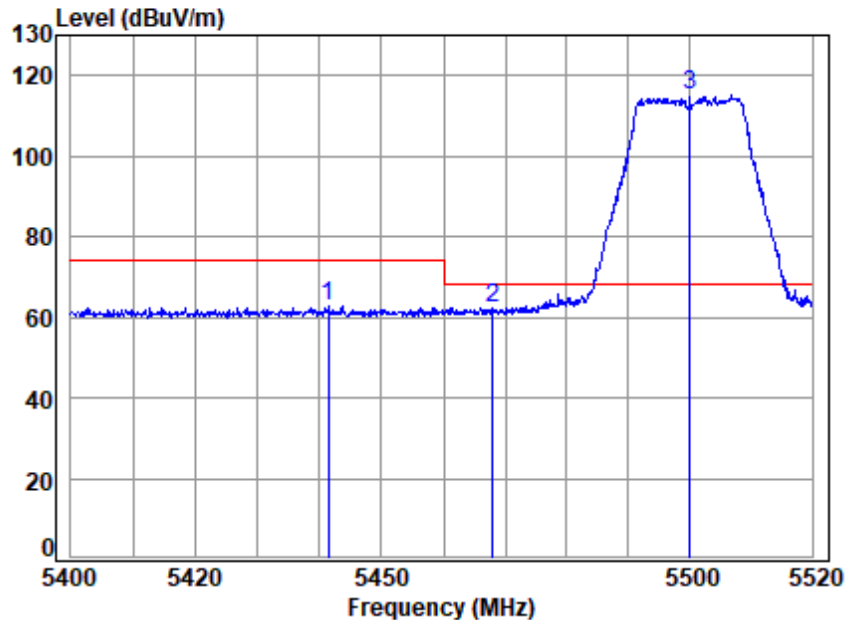
		Cable	Ant	Preamp	Read	Limit	Over	
Freq	Loss	Factor	Factor	Level	Level	Line	Limit	Remark
MHz	dB	dB/m	dB	dBuV	dBuV/m	dBuV/m	dB	
1 q 5459.550	19.26	34.66	31.44	27.94	50.42	54.00	-3.58	Average
2 5500.000	19.31	34.50	31.46	72.66	95.01	-----	-----	Average



Unless otherwise agreed in writing, this document is issued by the Company subject to its General Conditions of Service printed overleaf, available on request or accessible at <https://www.sgs.com/en/Terms-and-Conditions>. Attention is drawn to the limitation of liability, indemnification and jurisdiction issues defined therein. Any holder of this document is advised that information contained hereon reflects the Company's findings at the time of its intervention only and within the limits of Client's instructions, if any. The Company's sole responsibility is to its Client and this document does not exonerate parties to a transaction from exercising all their rights and obligations under the transaction documents. This document cannot be reproduced except in full, without prior written approval of the Company. Any unauthorized alteration, forgery or falsification of the content or appearance of this document is unlawful and offenders may be prosecuted to the fullest extent of the law. Unless otherwise stated the results shown in this test report refer only to the sample(s) tested and such sample(s) are retained for 30 days only.

Attention: To check the authenticity of testing /inspection report & certificate, please contact us at telephone: (86-755) 8307 1443, or email: CN.Doccheck@sgs.com

Test Mode: 03; Polarity: Vertical; Modulation:802.11ac; Bandwidth:20MHz; Channel:Low

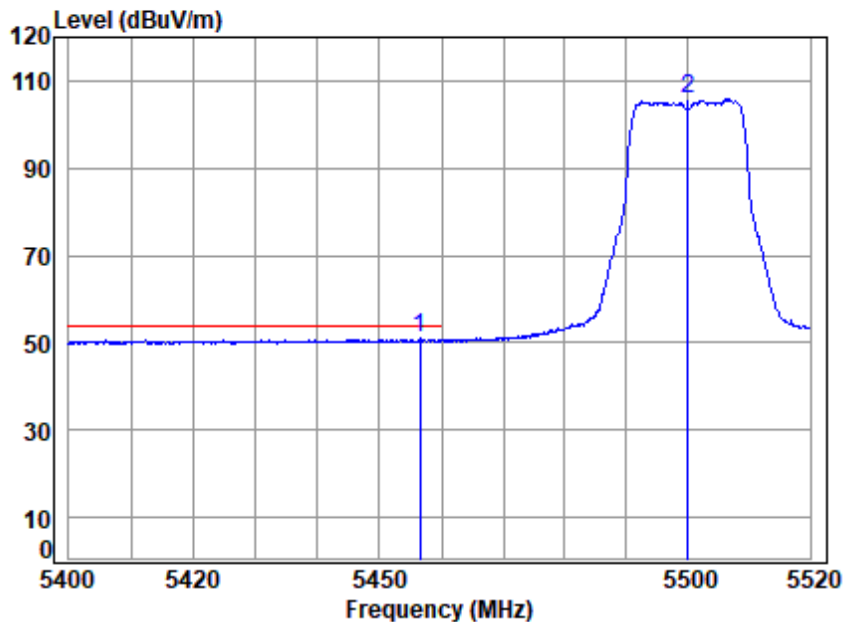


Site : chamber
Condition: 3m VERTICAL
Job No : 01609TL\01610TL
Mode : 5500 Band edge
: 5G WIFI 11AC20

		Cable	Ant	Preamp	Read		Limit	Over	
	Freq	Loss	Factor	Factor	Level	Level	Line	Limit	Remark
	MHz	dB	dB/m	dB	dBuV	dBuV/m	dBuV/m	dB	
1	5441.461	19.23	34.68	31.43	40.46	62.94	74.00	-11.06	Peak
2	5467.957	19.27	34.63	31.45	39.81	62.26	68.20	-5.94	peak
3 p	5500.000	19.31	34.50	31.46	92.77	115.12	68.20	46.92	Peak



Test Mode: 03; Polarity: Vertical; Modulation:802.11ac; Bandwidth:20MHz; Channel:Low



Site : chamber
Condition: 3m VERTICAL
Job No : 01609TL\01610TL
Mode : 5500 Band edge
: 5G WIFI 11AC20

		Cable	Ant	Preamp	Read	Limit	Over	
Freq	Loss	Factor	Factor	Level	Level	Line	Limit	Remark
MHz	dB	dB/m	dB	dBuV	dBuV/m	dBuV/m	dB	
1 q 5456.551	19.25	34.67	31.44	28.44	50.92	54.00	-3.08	Average
2 5500.000	19.31	34.50	31.46	83.46	105.81	-----	-----	Average



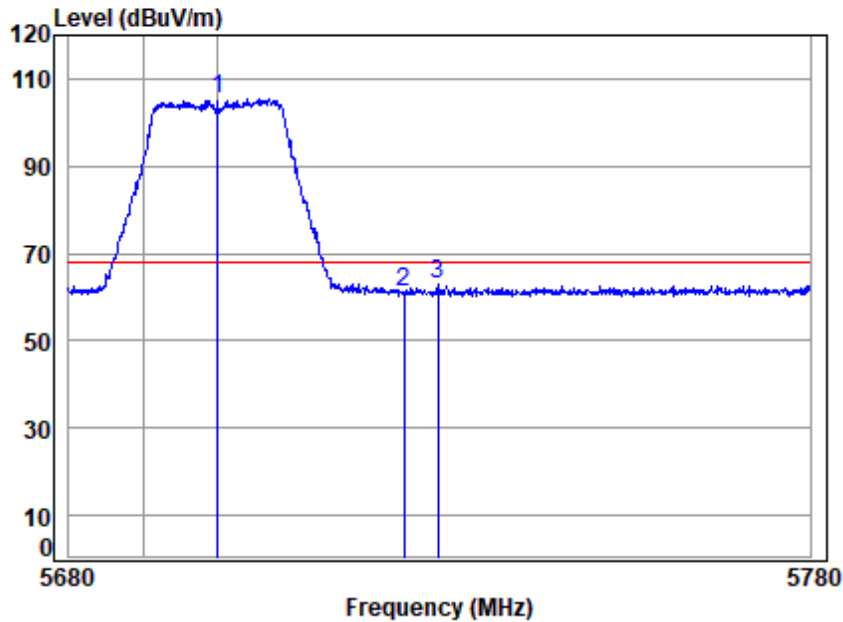
Unless otherwise agreed in writing, this document is issued by the Company subject to its General Conditions of Service printed overleaf, available on request or accessible at <https://www.sgs.com/en/Terms-and-Conditions>. Attention is drawn to the limitation of liability, indemnification and jurisdiction issues defined therein. Any holder of this document is advised that information contained hereon reflects the Company's findings at the time of its intervention only and within the limits of Client's instructions, if any. The Company's sole responsibility is to its Client and this document does not exonerate parties to a transaction from exercising all their rights and obligations under the transaction documents. This document cannot be reproduced except in full, without prior written approval of the Company. Any unauthorized alteration, forgery or falsification of the content or appearance of this document is unlawful and offenders may be prosecuted to the fullest extent of the law. Unless otherwise stated the results shown in this test report refer only to the sample(s) tested and such sample(s) are retained for 30 days only.

Attention: To check the authenticity of testing /inspection report & certificate, please contact us at telephone: (86-755) 8307 1443, or email: CN.Doccheck@sgs.com

SGS-CSTC Standards Technical Services Co., Ltd.
Shenzhen Branch Testing & Calibration Laboratory

No.1 Workshop, M-10, Middle Section, Science & Technology Park, Nanshan District, Shenzhen, Guangdong, China 518057 t (86-755) 26012053 f (86-755) 26710594 www.sgsgroup.com.cn
中国·广东·深圳市南山区科技园中区M-10栋1号厂房 邮编: 518057 t (86-755) 26012053 f (86-755) 26710594 sgs.china@sgs.com

Test Mode: 03; Polarity: Horizontal; Modulation:802.11ac; Bandwidth:20MHz; Channel:High

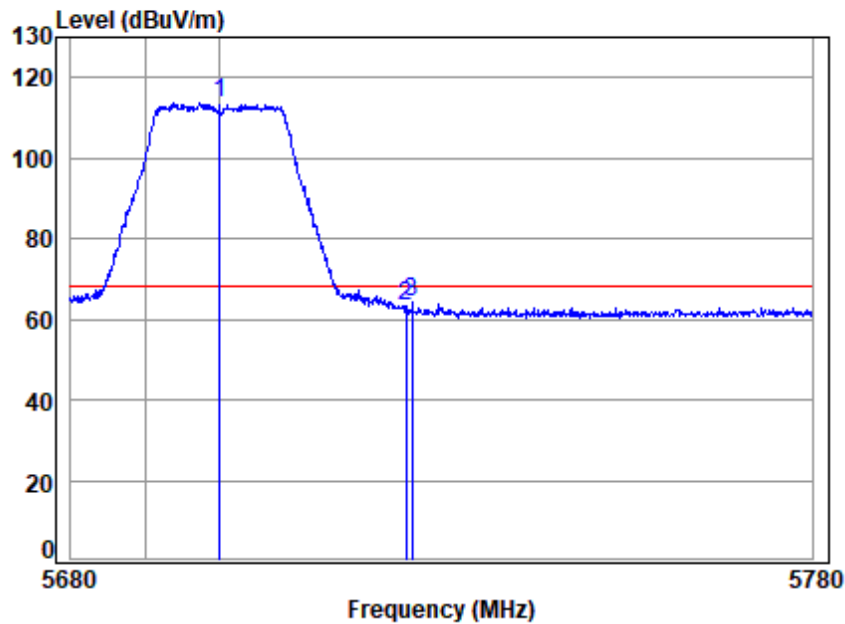


Site : chamber
Condition: 3m HORIZONTAL
Job No : 01609TL\01610TL
Mode : 5700 Band edge
: 5G WIFI 11AC20

		Cable	Ant	Preamp	Read	Limit	Over	
Freq	Loss	Factor	Factor	Level	Level	Line	Limit	Remark
MHz	dB	dB/m	dB	dBuV	dBuV/m	dBuV/m	dB	
1 p 5700.000	19.44	34.30	31.56	83.37	105.55	68.20	37.35	peak
2 5725.000	19.46	34.25	31.57	38.98	61.12	68.20	-7.08	peak
3 5729.582	19.46	34.24	31.57	40.81	62.94	68.20	-5.26	peak



Test Mode: 03; Polarity: Vertical; Modulation:802.11ac; Bandwidth:20MHz; Channel:High

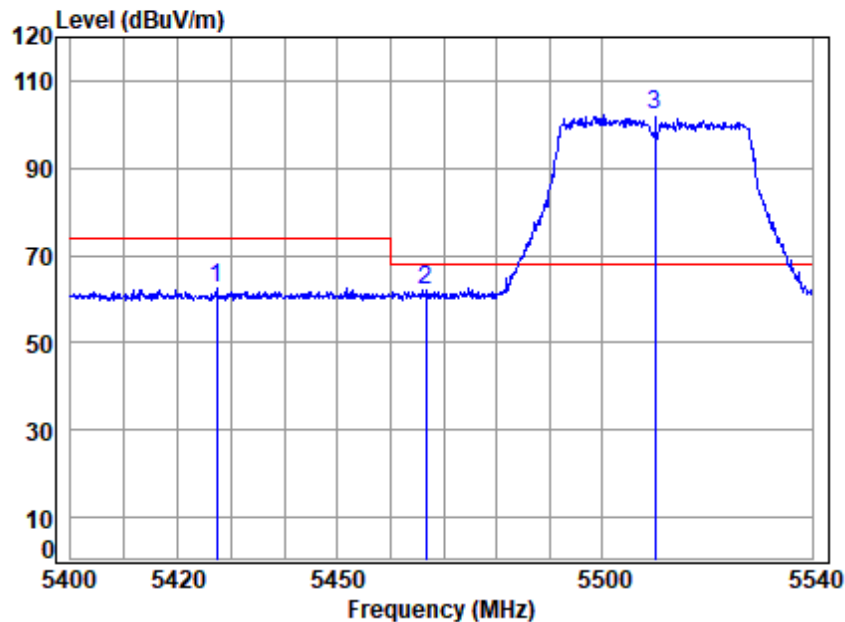


Site : chamber
Condition: 3m VERTICAL
Job No : 01609TL\01610TL
Mode : 5700 Band edge
: 5G WIFI 11AC20

		Cable	Ant	Preamp	Read	Limit	Over	
Freq	Loss	Factor	Factor	Level	Level	Line	Limit	Remark
MHz	dB	dB/m	dB	dBuV	dBuV/m	dBuV/m	dB	
1 p 5700.000	19.44	34.30	31.56	91.42	113.60	68.20	45.40	Peak
2 5725.000	19.46	34.25	31.57	41.12	63.26	68.20	-4.94	Peak
3 5725.883	19.46	34.25	31.57	42.32	64.46	68.20	-3.74	Peak



Test Mode: 03; Polarity: Horizontal; Modulation:802.11ac; Bandwidth:40MHz; Channel:Low

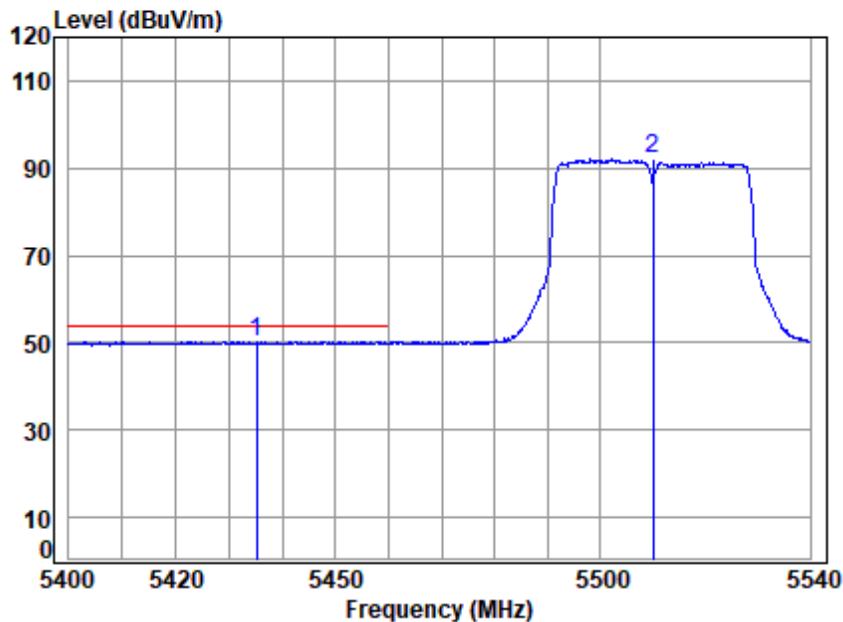


Site : chamber
Condition: 3m HORIZONTAL
Job No : 01609TL\01610TL
Mode : 5510 Band edge
: 5G WIFI 11AC40

		Cable	Ant	Preamp	Read		Limit	Over	
Freq		Loss	Factor	Factor	Level	Level	Line	Limit	Remark
MHz		dB	dB/m	dB	dBuV	dBuV/m	dBuV/m	dB	
1	5427.297	19.21	34.65	31.42	39.92	62.36	74.00	-11.64	peak
2	5466.613	19.27	34.63	31.44	39.54	62.00	68.20	-6.20	peak
3 p	5510.000	19.32	34.54	31.47	79.86	102.25	68.20	34.05	peak



Test Mode: 03; Polarity: Horizontal; Modulation:802.11ac; Bandwidth:40MHz; Channel:Low

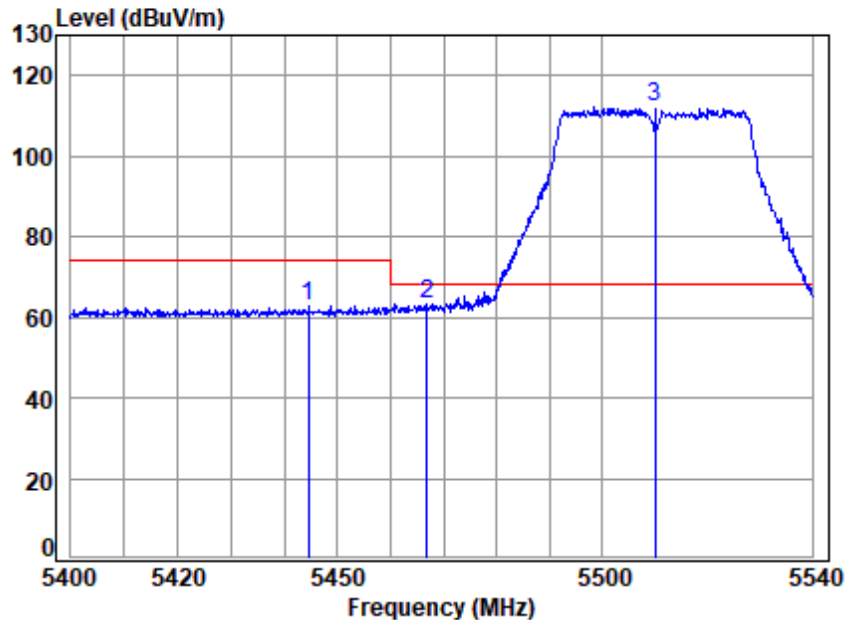


Site : chamber
Condition: 3m HORIZONTAL
Job No : 01609TL\01610TL
Mode : 5510 Band edge
: 5G WIFI 11AC40

		Cable	Ant	Preamp	Read	Limit	Over	
Freq	Loss	Factor	Factor	Level	Level	Line	Limit	Remark
MHz	dB	dB/m	dB	dBuV	dBuV/m	dBuV/m	dB	
1 q 5435.221	19.22	34.67	31.43	27.79	50.25	54.00	-3.75	Average
2 5510.000	19.32	34.54	31.47	69.61	92.00	-----	-----	Average



Test Mode: 03; Polarity: Vertical; Modulation:802.11ac; Bandwidth:40MHz; Channel:Low

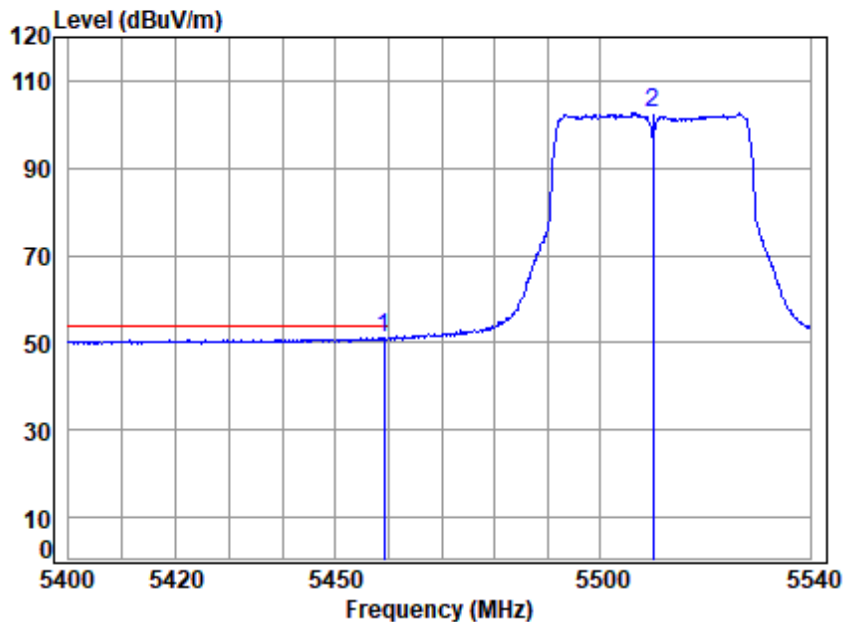


Site : chamber
Condition: 3m VERTICAL
Job No : 01609TL\01610TL
Mode : 5510 Band edge
: 5G WIFI 11AC40

		Cable	Ant	Preamp	Read		Limit	Over	
	Freq	Loss	Factor	Factor	Level	Level	Line	Limit	Remark
	MHz	dB	dB/m	dB	dBuV	dBuV/m	dBuV/m	dB	
1	5444.550	19.24	34.69	31.43	40.51	63.01	74.00	-10.99	Peak
2	5466.753	19.27	34.63	31.44	40.97	63.43	68.20	-4.77	peak
3 p	5510.000	19.32	34.54	31.47	89.74	112.13	68.20	43.93	Peak



Test Mode: 03; Polarity: Vertical; Modulation:802.11ac; Bandwidth:40MHz; Channel:Low

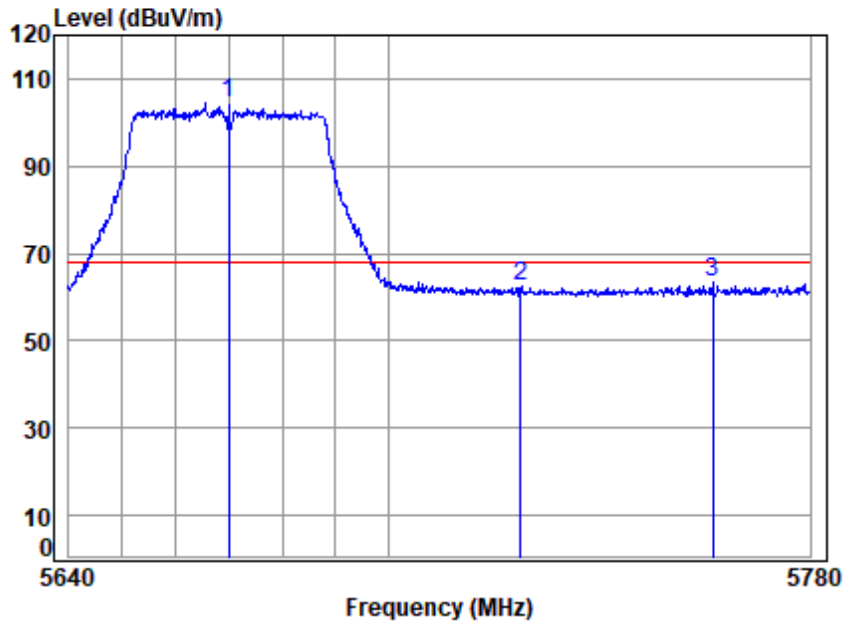


Site : chamber
Condition: 3m VERTICAL
Job No : 01609TL\01610TL
Mode : 5510 Band edge
: 5G WIFI 11AC40

		Cable	Ant	Preamp	Read	Limit	Over	
Freq	Loss	Factor	Factor	Level	Level	Line	Limit	Remark
MHz	dB	dB/m	dB	dBuV	dBuV/m	dBuV/m	dB	
1 q 5459.202	19.26	34.66	31.44	28.83	51.31	54.00	-2.69	Average
2 5510.000	19.32	34.54	31.47	80.26	102.65	-----	-----	Average



Test Mode: 03; Polarity: Horizontal; Modulation:802.11ac; Bandwidth:40MHz; Channel:High

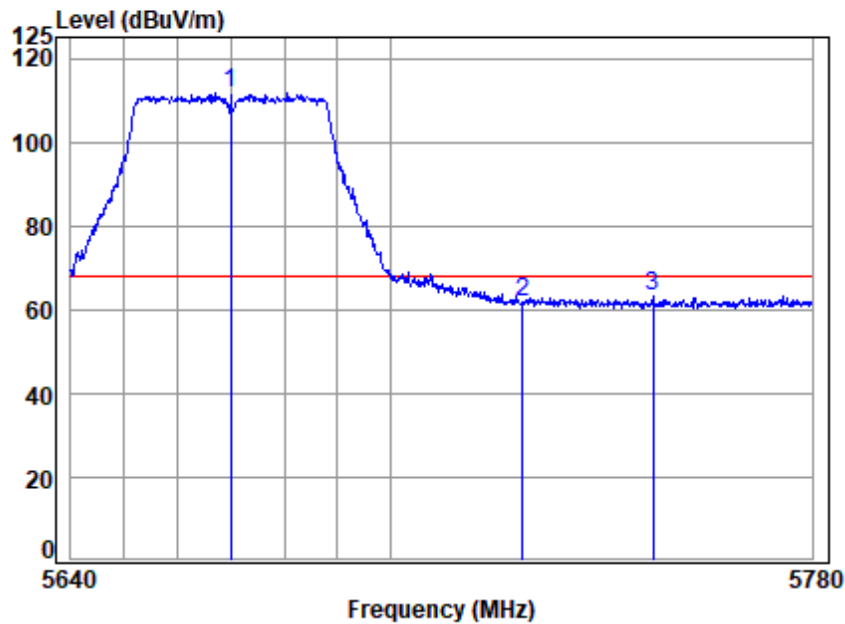


Site : chamber
Condition: 3m HORIZONTAL
Job No : 01609TL\01610TL
Mode : 5670 Band edge
: 5G WIFI 11AC40

		Cable	Ant	Preamp	Read	Limit	Over	
Freq	Loss	Factor	Factor	Level	Level	Line	Limit	Remark
MHz	dB	dB/m	dB	dBuV	dBuV/m	dBuV/m	dB	
1 p 5670.000	19.42	34.36	31.54	82.18	104.42	68.20	36.22	peak
2 5725.000	19.46	34.25	31.57	40.17	62.31	68.20	-5.89	peak
3 5761.464	19.48	34.22	31.59	41.26	63.37	68.20	-4.83	peak



Test Mode: 03; Polarity: Vertical; Modulation:802.11ac; Bandwidth:40MHz; Channel:High

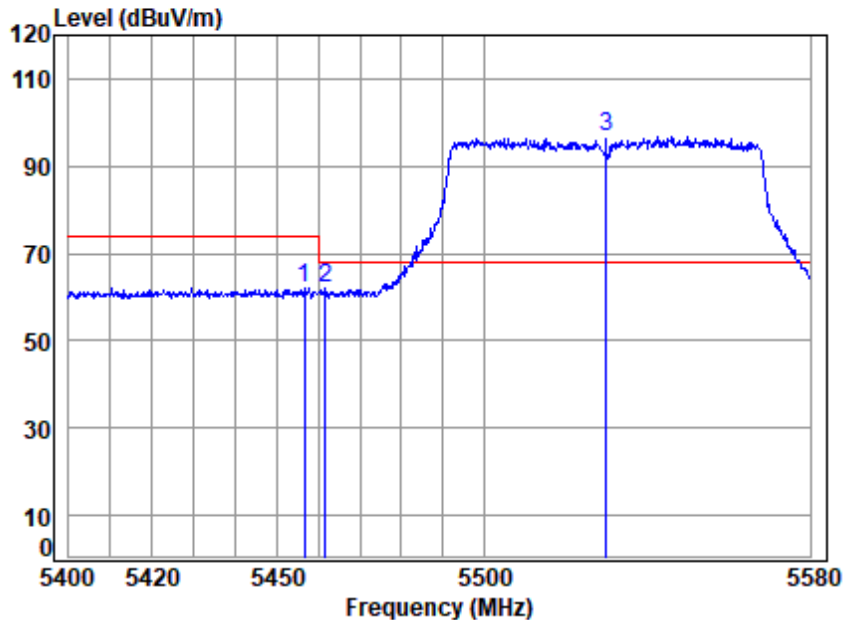


Site : chamber
Condition: 3m VERTICAL
Job No : 01609TL\01610TL
Mode : 5670 Band edge
: 5G WIFI 11AC40

		Cable	Ant	Preamp	Read	Limit	Over	
Freq	Loss	Factor	Factor	Level	Level	Line	Limit	Remark
MHz	dB	dB/m	dB	dBuV	dBuV/m	dBuV/m	dB	
1 p 5670.000	19.42	34.36	31.54	89.37	111.61	68.20	43.41	Peak
2 5725.000	19.46	34.25	31.57	39.84	61.98	68.20	-6.22	Peak
3 5749.610	19.47	34.20	31.58	41.06	63.15	68.20	-5.05	Peak



Test Mode: 03; Polarity: Horizontal; Modulation:802.11ac; Bandwidth:80MHz; Channel:Low

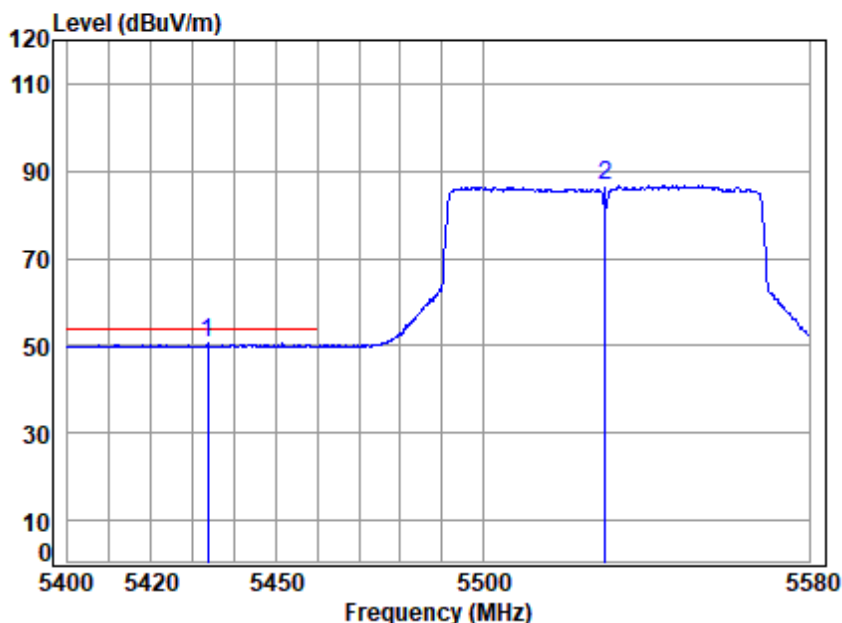


Site : chamber
Condition: 3m HORIZONTAL
Job No : 01609TL\01610TL
Mode : 5530 Band edge
: 5G WIFI 11AC80

		Cable	Ant	Preamp	Read		Limit	Over	
Freq		Loss	Factor	Factor	Level	Level	Line	Limit	Remark
MHz		dB	dB/m	dB	dBuV	dBuV/m	dBuV/m	dB	
1	5456.601	19.25	34.67	31.44	39.47	61.95	74.00	-12.05	peak
2	5461.613	19.26	34.65	31.44	39.64	62.11	68.20	-6.09	peak
3 p	5530.000	19.33	34.62	31.48	74.41	96.88	68.20	28.68	peak



Test Mode: 03; Polarity: Horizontal; Modulation:802.11ac; Bandwidth:80MHz; Channel:Low

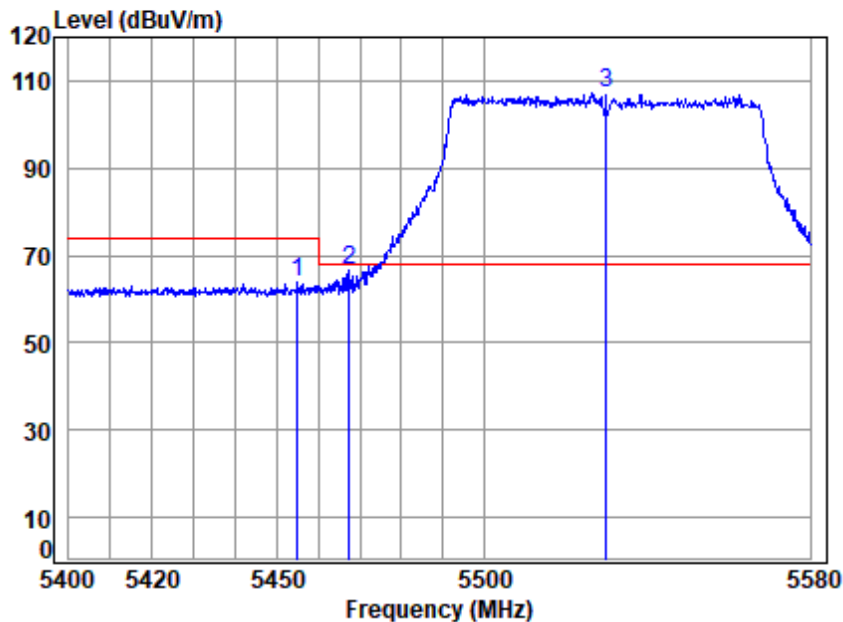


Site : chamber
Condition: 3m HORIZONTAL
Job No : 01609TL\01610TL
Mode : 5530 Band edge
: 5G WIFI 11AC80

		Cable	Ant	Preamp	Read	Limit	Over	
Freq	Loss	Factor	Factor	Level	Level	Line	Limit	Remark
MHz	dB	dB/m	dB	dBuV	dBuV/m	dBuV/m	dB	
1 q 5433.569	19.22	34.67	31.43	28.02	50.48	54.00	-3.52	Average
2 5530.000	19.33	34.62	31.48	64.28	86.75	-----	-----	Average



Test Mode: 03; Polarity: Vertical; Modulation:802.11ac; Bandwidth:80MHz; Channel:Low

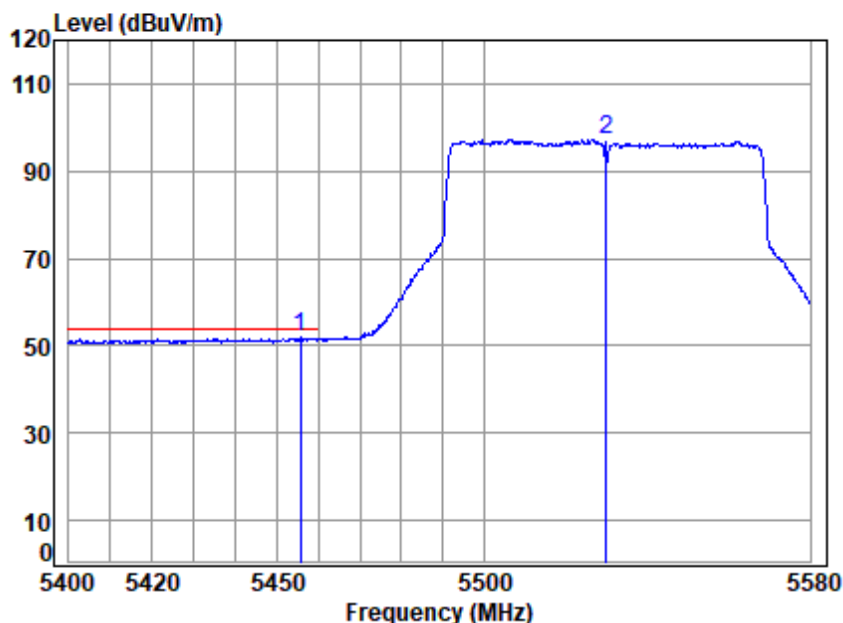


Site : chamber
Condition: 3m VERTICAL
Job No : 01609TL\01610TL
Mode : 5530 Band edge
: 5G WIFI 11AC80

		Cable	Ant	Preamp	Read	Limit	Over	
	Freq	Loss	Factor	Factor	Level	Line	Limit	Remark
	MHz	dB	dB/m	dB	dBuV	dBuV/m	dBuV/m	dB
1	5454.991	19.25	34.68	31.44	41.27	63.76	74.00	-10.24 Peak
2	5467.526	19.27	34.63	31.45	44.00	66.45	68.20	-1.75 peak
3 p	5530.000	19.33	34.62	31.48	84.65	107.12	68.20	38.92 Peak



Test Mode: 03; Polarity: Vertical; Modulation:802.11ac; Bandwidth:80MHz; Channel:Low

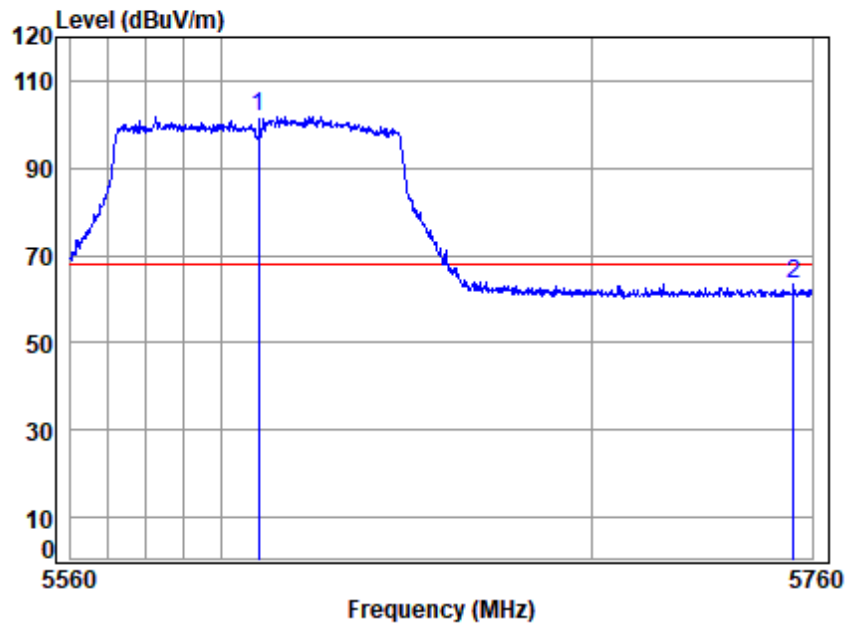


Site : chamber
Condition: 3m VERTICAL
Job No : 01609TL\01610TL
Mode : 5530 Band edge
: 5G WIFI 11AC80

		Cable	Ant	Preamp	Read	Limit	Over	
Freq	Loss	Factor	Factor	Level	Level	Line	Limit	Remark
MHz	dB	dB/m	dB	dBuV	dBuV/m	dBuV/m	dB	
1 q 5455.707	19.25	34.68	31.44	29.32	51.81	54.00	-2.19	Average
2 5530.000	19.33	34.62	31.48	74.83	97.30	-----	-----	Average



Test Mode: 03; Polarity: Horizontal; Modulation:802.11ac; Bandwidth:80MHz; Channel:High

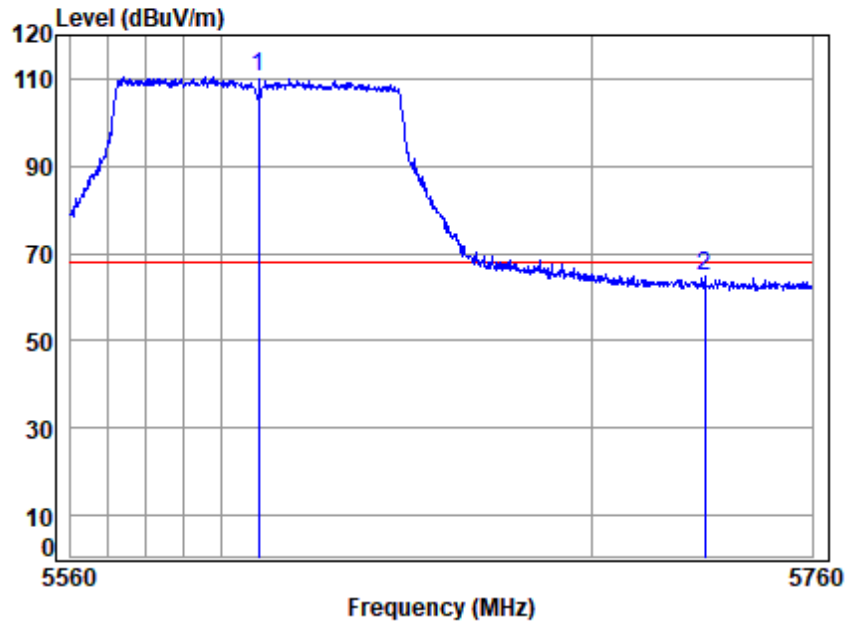


Site : chamber
Condition: 3m HORIZONTAL
Job No : 01609TL\01610TL
Mode : 5610 Band edge
: 5G WIFI 11AC80

		Cable	Ant	Preamp	Read	Limit	Over	
Freq	Loss	Factor	Factor	Level	Level	Line	Limit	Remark
MHz	dB	dB/m	dB	dBuV	dBuV/m	dBuV/m	dB	
1 p 5610.000	19.38	34.64	31.52	79.45	101.95	68.20	33.75	peak
2 5754.914	19.48	34.21	31.59	41.37	63.47	68.20	-4.73	peak



Test Mode: 03; Polarity: Vertical; Modulation:802.11ac; Bandwidth:80MHz; Channel:High

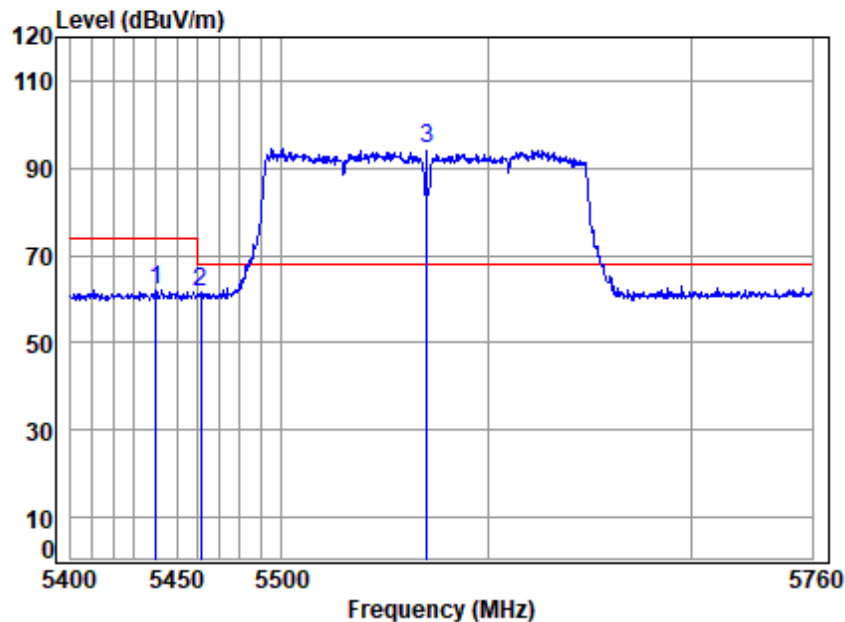


Site : chamber
Condition: 3m VERTICAL
Job No : 01609TL\01610TL
Mode : 5610 Band edge
: 5G WIFI 11AC80

		Cable	Ant	Preamp	Read	Limit	Over	
Freq	Loss	Factor	Factor	Level	Level	Line	Limit	Remark
MHz	dB	dB/m	dB	dBuV	dBuV/m	dBuV/m	dB	
1 p 5610.000	19.38	34.64	31.52	87.90	110.40	68.20	42.20	Peak
2 5730.560	19.46	34.24	31.57	42.80	64.93	68.20	-3.27	Peak



Test Mode: 03; Polarity: Horizontal; Modulation:802.11ac; Bandwidth:160MHz; Channel:middle

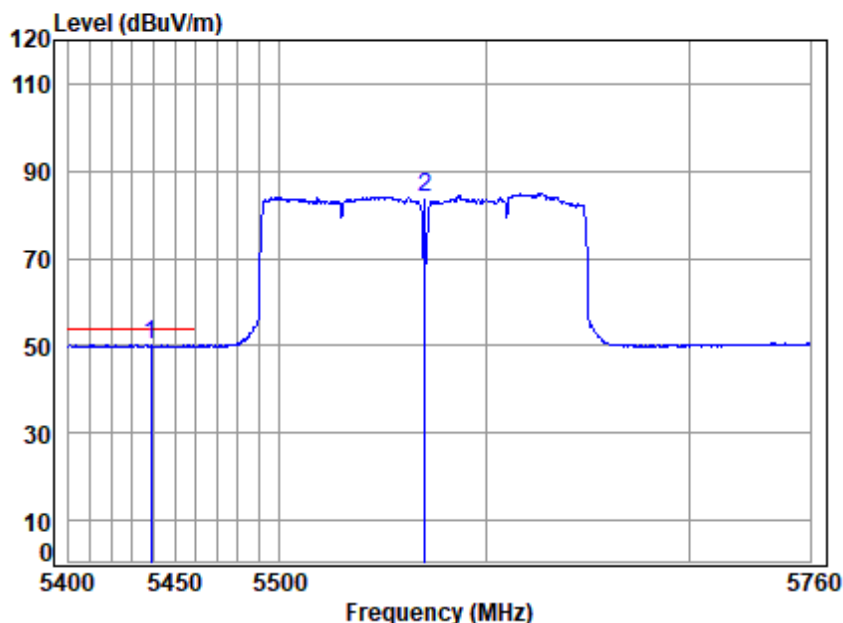


Site : chamber
Condition: 3m HORIZONTAL
Job No : 01609TL\01610TL
Mode : 5570 Band edge
: 5G WIFI 11AC160

		Cable	Ant	Preamp	Read	Limit	Over	
Freq	Loss	Factor	Factor	Level	Level	Line	Limit	Remark
MHz	dB	dB/m	dB	dBuV	dBuV/m	dBuV/m	dB	
1	5440.228	19.23	34.68	31.43	39.58	62.06	74.00	-11.94 peak
2	5461.687	19.26	34.65	31.44	39.22	61.69	68.20	-6.51 peak
3 p	5570.000	19.36	34.70	31.50	72.00	94.56	68.20	26.36 peak



Test Mode: 03; Polarity: Horizontal; Modulation:802.11ac; Bandwidth:160MHz; Channel:middle

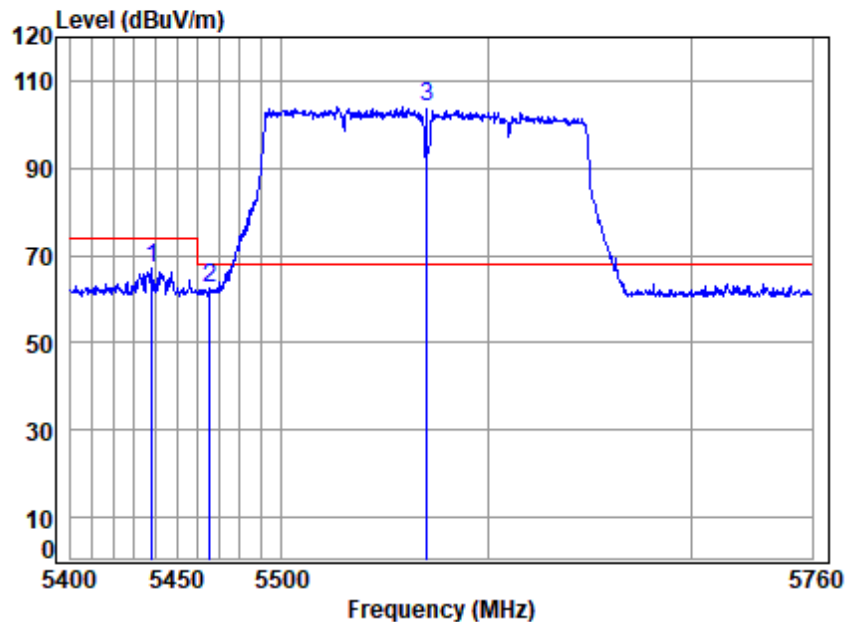


Site : chamber
Condition: 3m HORIZONTAL
Job No : 01609TL\01610TL
Mode : 5570 Band edge
: 5G WIFI 11AC160

		Cable	Ant	Preamp	Read	Limit	Over	
Freq	Loss	Factor	Factor	Level	Level	Line	Limit	Remark
MHz	dB	dB/m	dB	dBuV	dBuV/m	dBuV/m	dB	
1 q 5438.823	19.23	34.68	31.43	27.77	50.25	54.00	-3.75	Average
2 5570.000	19.36	34.70	31.50	61.61	84.17	-----	-----	Average



Test Mode: 03; Polarity: Vertical; Modulation:802.11ac; Bandwidth:160MHz; Channel:middle

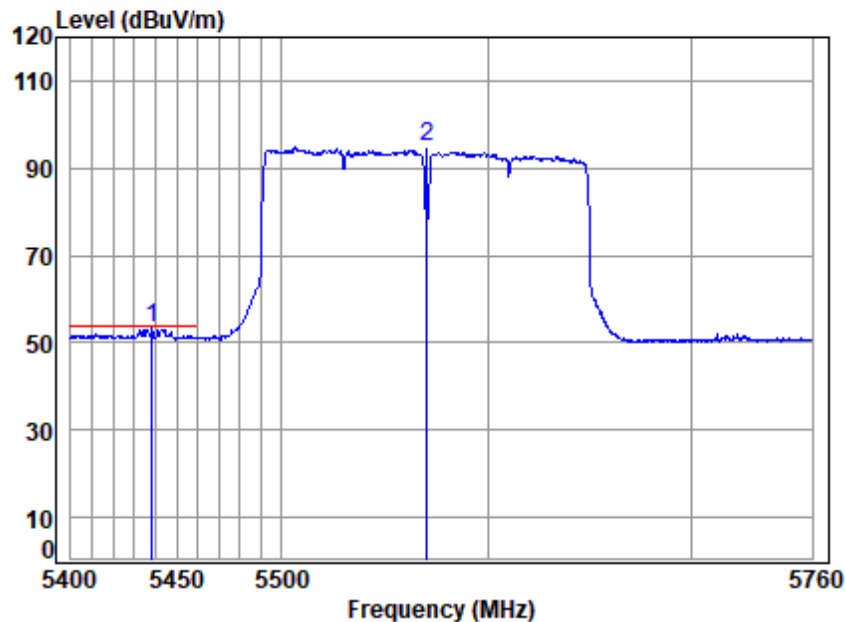


Site : chamber
Condition: 3m VERTICAL
Job No : 01609TL\01610TL
Mode : 5570 Band edge
: 5G WIFI 11AC160

		Cable	Ant	Preamp	Read	Limit	Over	
Freq	Loss	Factor	Factor	Level	Level	Line	Limit	Remark
MHz	dB	dB/m	dB	dBuV	dBuV/m	dBuV/m	dB	
1 5438.472	19.23	34.68	31.43	44.46	66.94	74.00	-7.06	Peak
2 5465.566	19.26	34.64	31.44	40.11	62.57	68.20	-5.63	peak
3 p 5570.000	19.36	34.70	31.50	81.52	104.08	68.20	35.88	Peak



Test Mode: 03; Polarity: Vertical; Modulation:802.11ac; Bandwidth:160MHz; Channel:middle

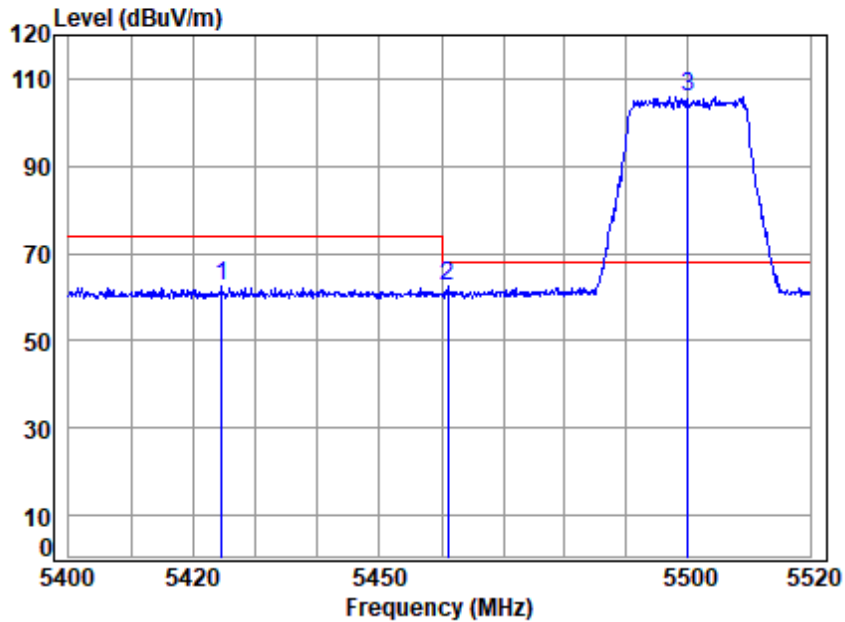


Site : chamber
Condition: 3m VERTICAL
Job No : 01609TL\01610TL
Mode : 5570 Band edge
: 5G WIFI 11AC160

		Cable	Ant	Preamp	Read	Limit	Over	
Freq	Loss	Factor	Factor	Level	Level	Line	Limit	Remark
MHz	dB	dB/m	dB	dBuV	dBuV/m	dBuV/m	dB	
1 q 5438.472	19.23	34.68	31.43	30.78	53.26	54.00	-0.74	Average
2 5570.000	19.36	34.70	31.50	72.15	94.71	-----	-----	Average



Test Mode: 03; Polarity: Horizontal; Modulation: 802.11ax(Full RU0); Bandwidth: 20MHz; Channel: Low

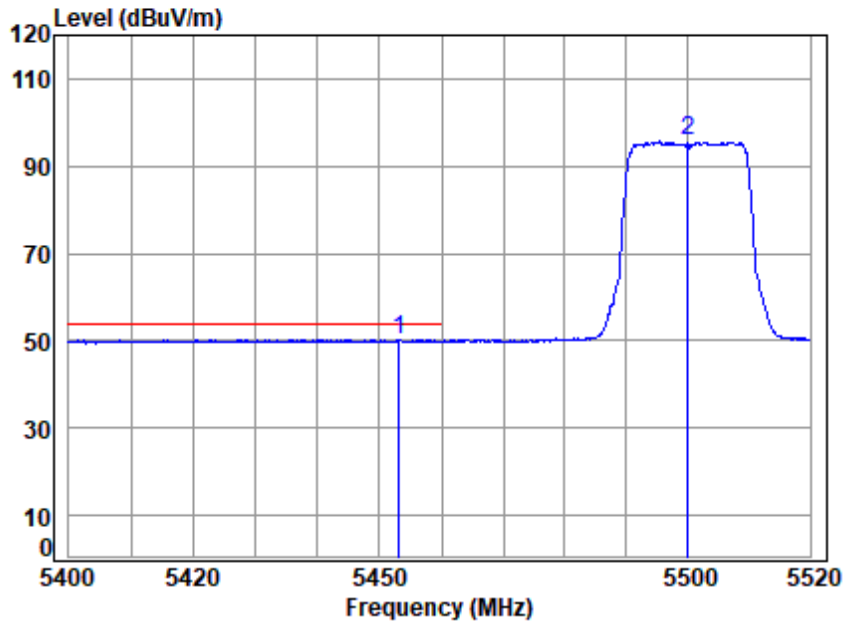


Site : chamber
Condition: 3m HORIZONTAL
Job No : 01609TL\01610TL
Mode : 5500 Band edge
: 5G WIFI 11AX20

		Cable	Ant	Preamp	Read		Limit	Over	
	Freq	Loss	Factor	Factor	Level	Level	Line	Limit	Remark
	MHz	dB	dB/m	dB	dBuV	dBuV/m	dBuV/m	dB	
1	5424.624	19.21	34.65	31.42	40.07	62.51	74.00	-11.49	peak
2	5460.990	19.26	34.66	31.44	39.90	62.38	68.20	-5.82	peak
3 p	5500.000	19.31	34.50	31.46	83.73	106.08	68.20	37.88	peak



Test Mode: 03; Polarity: Horizontal; Modulation: 802.11ax(Full RU0); Bandwidth: 20MHz; Channel: Low

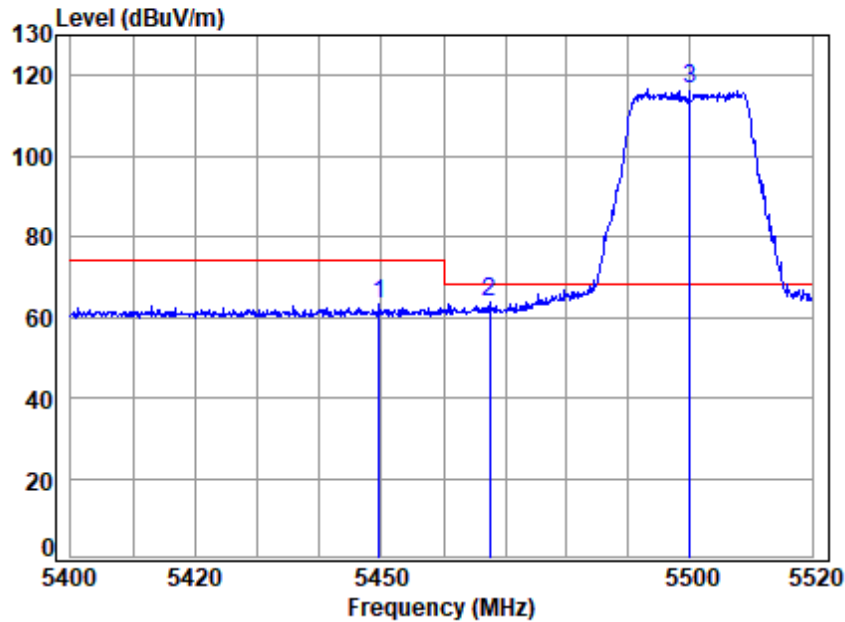


Site : chamber
Condition: 3m HORIZONTAL
Job No : 01609TL\01610TL
Mode : 5500 Band edge
: 5G WIFI 11AX20

		Cable	Ant	Preamp	Read	Limit	Over	
Freq	Loss	Factor	Factor	Level	Level	Line	Limit	Remark
MHz	dB	dB/m	dB	dBuV	dBuV/m	dBuV/m	dB	
1 q 5453.194	19.25	34.69	31.44	27.82	50.32	54.00	-3.68	Average
2 5500.000	19.31	34.50	31.46	73.41	95.76	-----	-----	Average



Test Mode: 03; Polarity: Vertical; Modulation:802.11ax(Full RU0); Bandwidth:20MHz; Channel:Low

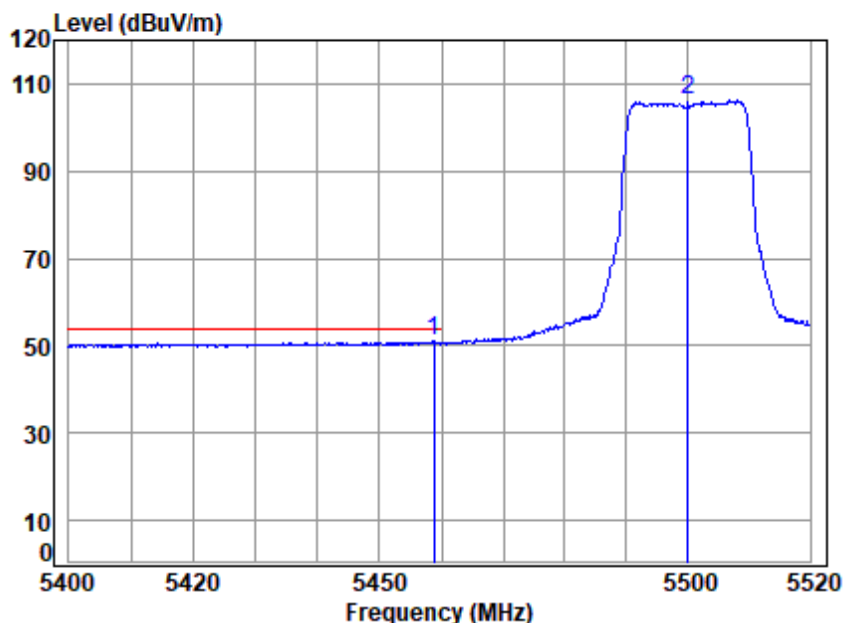


Site : chamber
Condition: 3m VERTICAL
Job No : 01609TL\01610TL
Mode : 5500 Band edge
: 5G WIFI 11AX20

		Cable	Ant	Preamp	Read		Limit	Over	
	Freq	Loss	Factor	Factor	Level	Level	Line	Limit	Remark
	MHz	dB	dB/m	dB	dBuV	dBuV/m	dBuV/m	dB	
1	5449.600	19.24	34.70	31.44	40.54	63.04	74.00	-10.96	Peak
2	5467.476	19.27	34.63	31.45	41.08	63.53	68.20	-4.67	peak
3 p	5500.000	19.31	34.50	31.46	94.11	116.46	68.20	48.26	Peak



Test Mode: 03; Polarity: Vertical; Modulation:802.11ax(Full RU0); Bandwidth:20MHz; Channel:Low

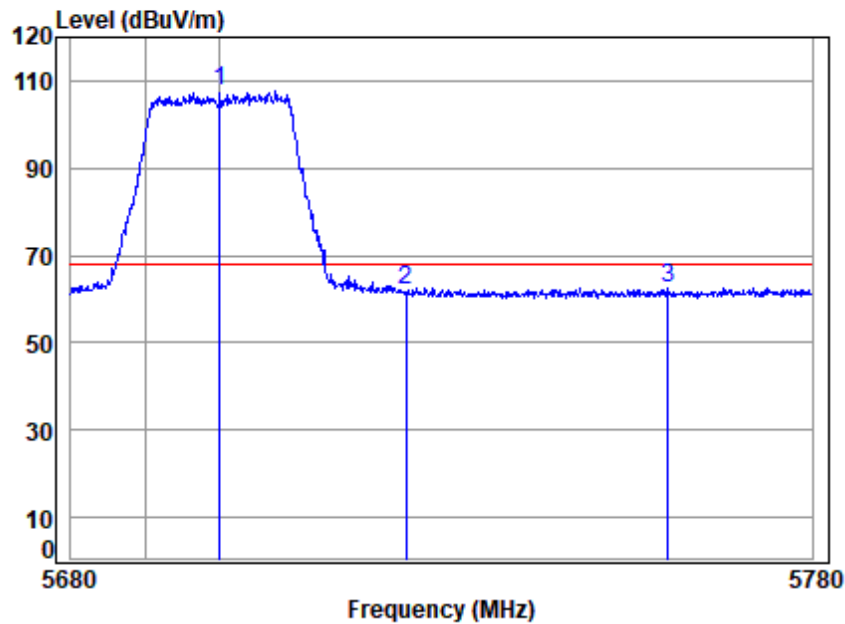


Site : chamber
Condition: 3m VERTICAL
Job No : 01609TL\01610TL
Mode : 5500 Band edge
: 5G WIFI 11AX20

		Cable	Ant	Preamp	Read	Limit	Over	
Freq	Loss	Factor	Factor	Level	Level	Line	Limit	Remark
MHz	dB	dB/m	dB	dBuV	dBuV/m	dBuV/m	dB	
1 q 5458.710	19.26	34.67	31.44	28.41	50.90	54.00	-3.10	Average
2 5500.000	19.31	34.50	31.46	84.15	106.50	-----	-----	Average



Test Mode: 03; Polarity: Horizontal; Modulation:802.11ax(Full RU0); Bandwidth:20MHz; Channel:High

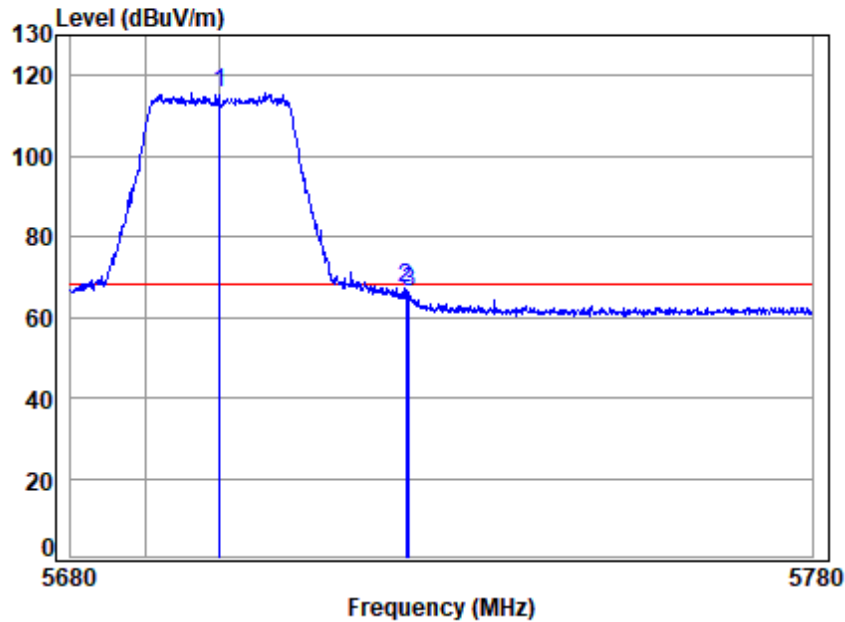


Site : chamber
Condition: 3m HORIZONTAL
Job No : 01609TL\01610TL
Mode : 5700 Band edge
: 5G WIFI 11AX20

		Cable	Ant	Preamp	Read	Limit	Over	
Freq		Loss	Factor	Factor	Level	Level	Line	Limit Remark
MHz		dB	dB/m	dB	dBuV	dBuV/m	dBuV/m	dB
1 p 5700.000		19.44	34.30	31.56	85.64	107.82	68.20	39.62 peak
2 5725.000		19.46	34.25	31.57	39.90	62.04	68.20	-6.16 peak
3 5760.463		19.48	34.22	31.59	40.45	62.56	68.20	-5.64 peak



Test Mode: 03; Polarity: Vertical; Modulation:802.11ax(Full RU0); Bandwidth:20MHz; Channel:High

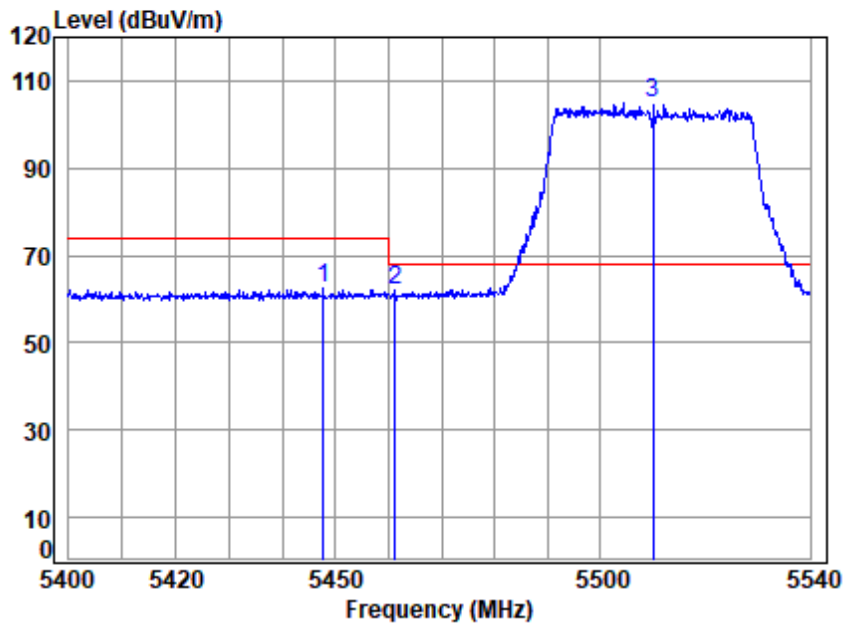


Site : chamber
Condition: 3m VERTICAL
Job No : 01609TL\01610TL
Mode : 5700 Band edge
: 5G WIFI 11AX20

		Cable	Ant	Preamp	Read	Limit	Over	
Freq	Loss	Factor	Factor	Level	Level	Line	Limit	Remark
MHz	dB	dB/m	dB	dBuV	dBuV/m	dBuV/m	dB	
1 p 5700.000	19.44	34.30	31.56	93.44	115.62	68.20	47.42	Peak
2 5725.000	19.46	34.25	31.57	44.98	67.12	68.20	-1.08	Peak
3 5725.483	19.46	34.25	31.57	44.06	66.20	68.20	-2.00	Peak



Test Mode: 03; Polarity: Horizontal; Modulation:802.11ax(Full RU0); Bandwidth:40MHz; Channel:Low

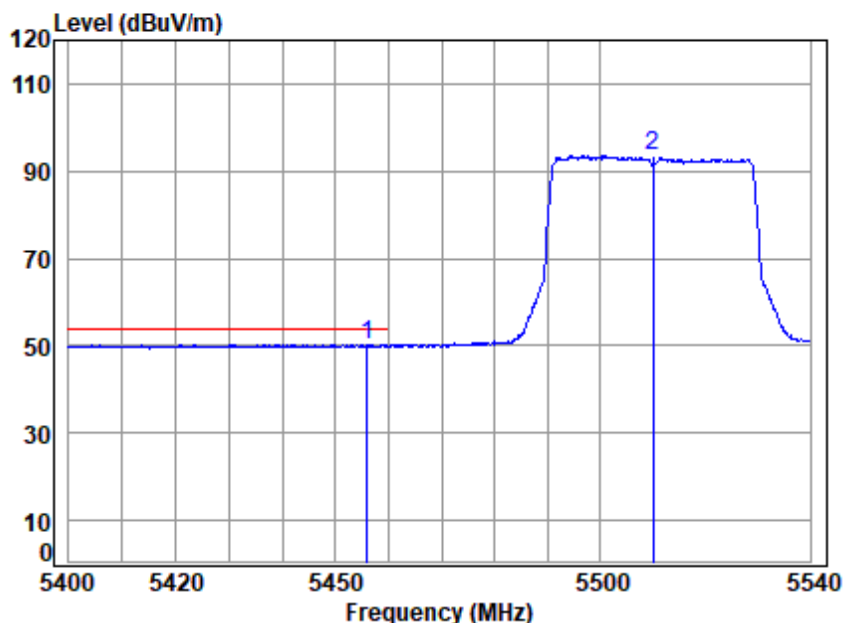


Site : chamber
Condition: 3m HORIZONTAL
Job No : 01609TL\01610TL
Mode : 5510 Band edge
: 5G WIFI 11AX40

		Cable	Ant	Preamp	Read	Limit	Over	
Freq	Loss	Factor	Factor	Level	Level	Line	Limit	Remark
MHz	dB	dB/m	dB	dBuV	dBuV/m	dBuV/m	dB	
1 5447.617	19.24	34.70	31.44	39.94	62.44	74.00	-11.56	peak
2 5461.159	19.26	34.66	31.44	39.47	61.95	68.20	-6.25	peak
3 p 5510.000	19.32	34.54	31.47	82.35	104.74	68.20	36.54	peak



Test Mode: 03; Polarity: Horizontal; Modulation: 802.11ax(Full RU0); Bandwidth: 40MHz; Channel: Low

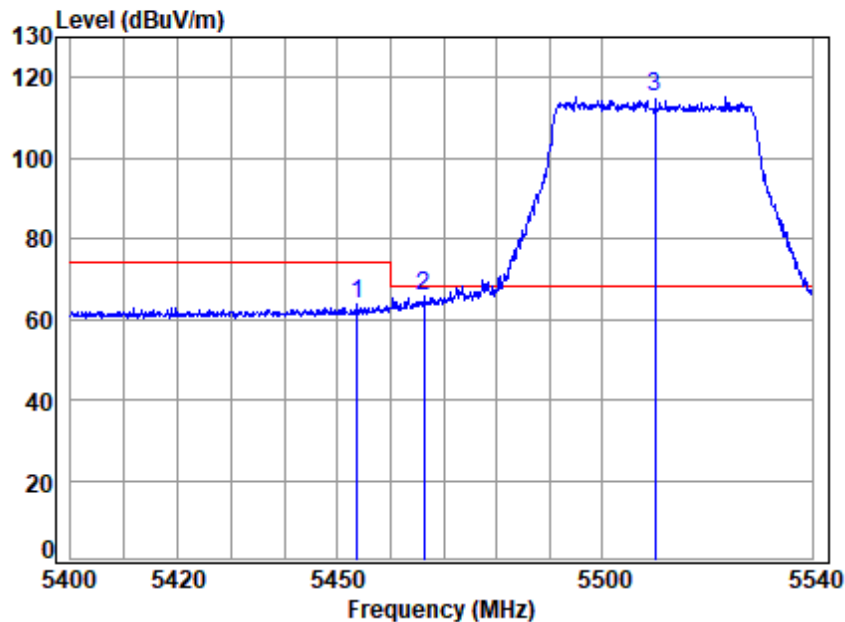


Site : chamber
Condition: 3m HORIZONTAL
Job No : 01609TL\01610TL
Mode : 5510 Band edge
: 5G WIFI 11AX40

		Cable	Ant	Preamp	Read	Limit	Over	
Freq	Loss	Factor	Factor	Level	Level	Line	Limit	Remark
MHz	dB	dB/m	dB	dBuV	dBuV/m	dBuV/m	dB	
1 q 5455.850	19.25	34.68	31.44	27.82	50.31	54.00	-3.69	Average
2 5510.000	19.32	34.54	31.47	71.19	93.58	-----	-----	Average



Test Mode: 03; Polarity: Vertical; Modulation:802.11ax(Full RU0); Bandwidth:40MHz; Channel:Low

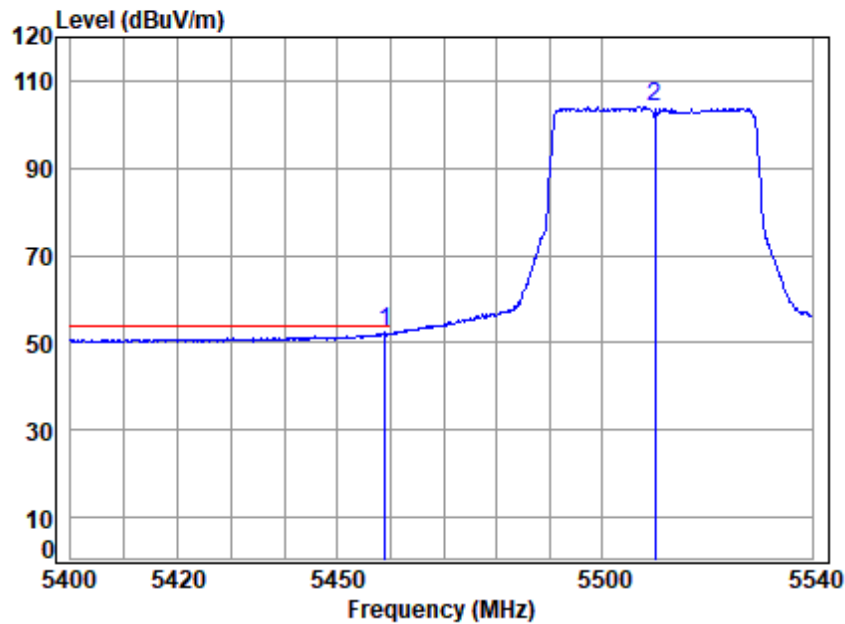


Site : chamber
Condition: 3m VERTICAL
Job No : 01609TL\01610TL
Mode : 5510 Band edge
: 5G WIFI 11AX40

		Cable	Ant	Preamp	Read	Limit	Over	
Freq	Loss	Factor	Factor	Level	Level	Line	Limit	Remark
MHz	dB	dB/m	dB	dBuV	dBuV/m	dBuV/m	dB	
1 5453.755	19.25	34.68	31.44	41.37	63.86	74.00	-10.14	Peak
2 5466.193	19.27	34.64	31.44	43.14	65.61	68.20	-2.59	peak
3 p 5510.000	19.32	34.54	31.47	92.91	115.30	68.20	47.10	Peak



Test Mode: 03; Polarity: Vertical; Modulation:802.11ax(Full RU0); Bandwidth:40MHz; Channel:Low

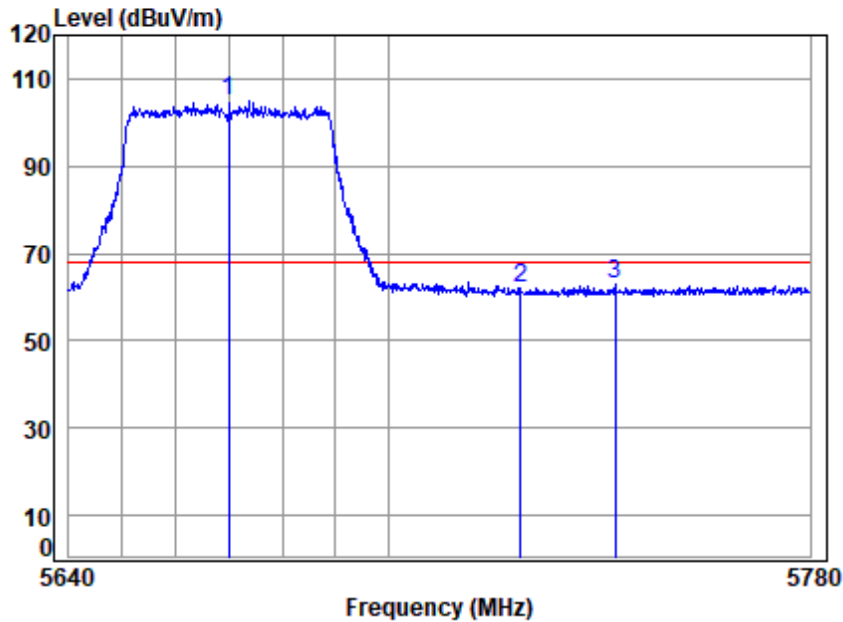


Site : chamber
Condition: 3m VERTICAL
Job No : 01609TL\01610TL
Mode : 5510 Band edge
: 5G WIFI 11AX40

		Cable	Ant	Preamp	Read	Limit	Over	
Freq	Loss	Factor	Factor	Level	Level	Line	Limit	Remark
MHz	dB	dB/m	dB	dBuV	dBuV/m	dBuV/m	dB	
1 q 5458.923	19.26	34.66	31.44	29.86	52.34	54.00	-1.66	Average
2 5510.000	19.32	34.54	31.47	81.62	104.01	-----	-----	Average



Test Mode: 03; Polarity: Horizontal; Modulation:802.11ax(Full RU0); Bandwidth:40MHz; Channel:High

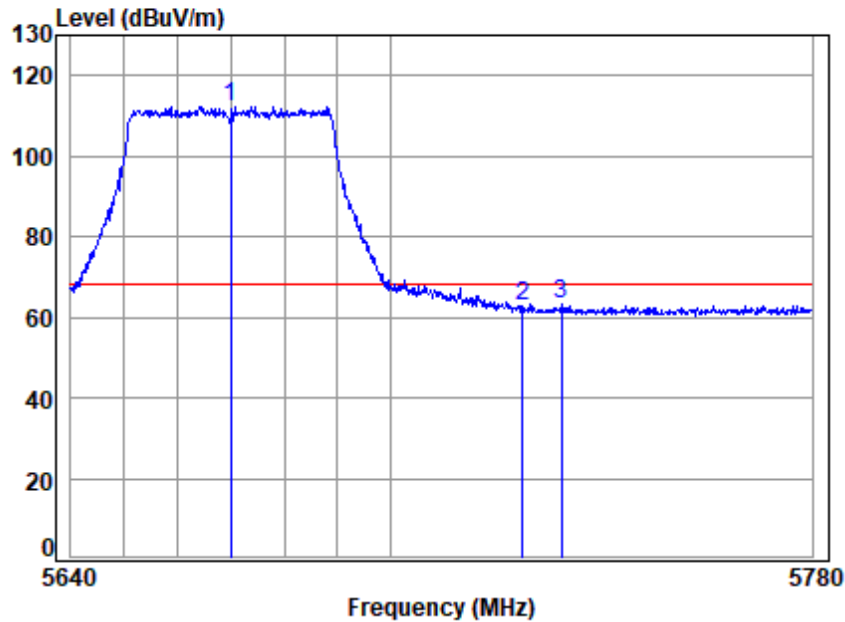


Site : chamber
Condition: 3m HORIZONTAL
Job No : 01609TL\01610TL
Mode : 5670 Band edge
: 5G WIFI 11AX40

		Cable	Ant	Preamp	Read	Limit	Over	
Freq	Loss	Factor	Factor	Level	Level	Line	Limit	Remark
MHz	dB	dB/m	dB	dBuV	dBuV/m	dBuV/m	dB	
1 p 5670.000	19.42	34.36	31.54	82.78	105.02	68.20	36.82	peak
2 5725.000	19.46	34.25	31.57	40.02	62.16	68.20	-6.04	peak
3 5742.847	19.47	34.21	31.58	40.83	62.93	68.20	-5.27	peak



Test Mode: 03; Polarity: Vertical; Modulation:802.11ax(Full RU0); Bandwidth:40MHz; Channel:High

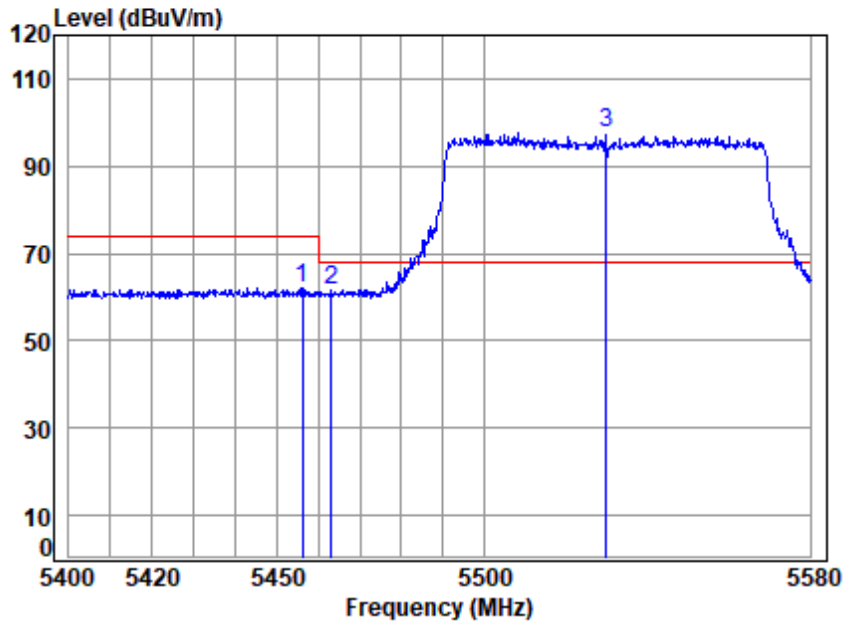


Site : chamber
Condition: 3m VERTICAL
Job No : 01609TL\01610TL
Mode : 5670 Band edge
: 5G WIFI 11AX40

		Cable	Ant	Preamp	Read	Limit	Over	
Freq	Loss	Factor	Factor	Level	Level	Line	Limit	Remark
MHz	dB	dB/m	dB	dBuV	dBuV/m	dBuV/m	dB	
1 p 5670.000	19.42	34.36	31.54	90.09	112.33	68.20	44.13	Peak
2 5725.000	19.46	34.25	31.57	40.59	62.73	68.20	-5.47	Peak
3 5732.295	19.46	34.24	31.57	41.10	63.23	68.20	-4.97	Peak



Test Mode: 03; Polarity: Horizontal; Modulation:802.11ax(Full RU0); Bandwidth:80MHz; Channel:Low

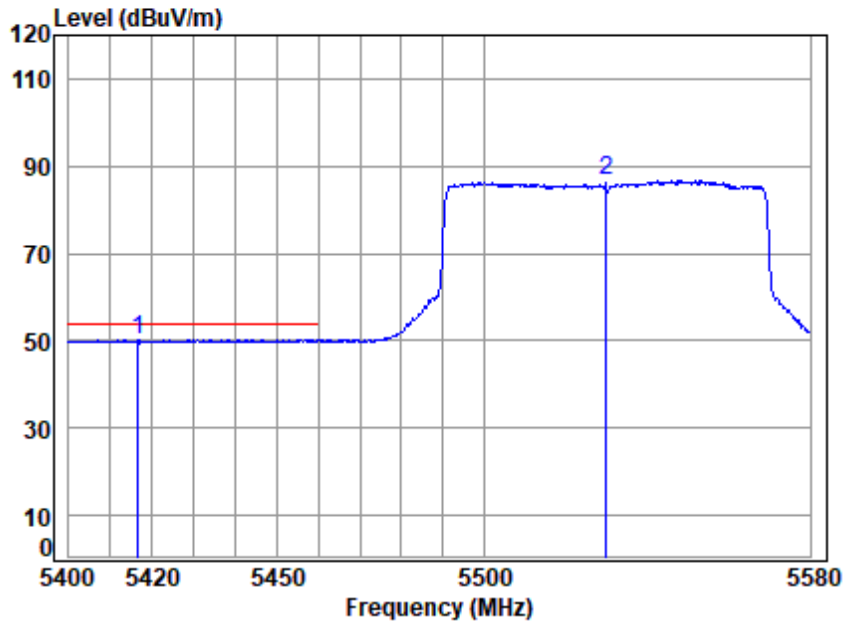


Site : chamber
Condition: 3m HORIZONTAL
Job No : 01609TL\01610TL
Mode : 5530 Band edge
: 5G WIFI 11AX80

		Cable	Ant	Preamp	Read		Limit	Over	
	Freq	Loss	Factor	Factor	Level	Level	Line	Limit	Remark
	MHz	dB	dB/m	dB	dBuV	dBuV/m	dBuV/m	dB	
1	5456.064	19.25	34.68	31.44	39.64	62.13	74.00	-11.87	peak
2	5463.046	19.26	34.65	31.44	39.05	61.52	68.20	-6.68	peak
3 p	5530.000	19.33	34.62	31.48	75.01	97.48	68.20	29.28	peak



Test Mode: 03; Polarity: Horizontal; Modulation: 802.11ax(Full RU0); Bandwidth: 80MHz; Channel: Low

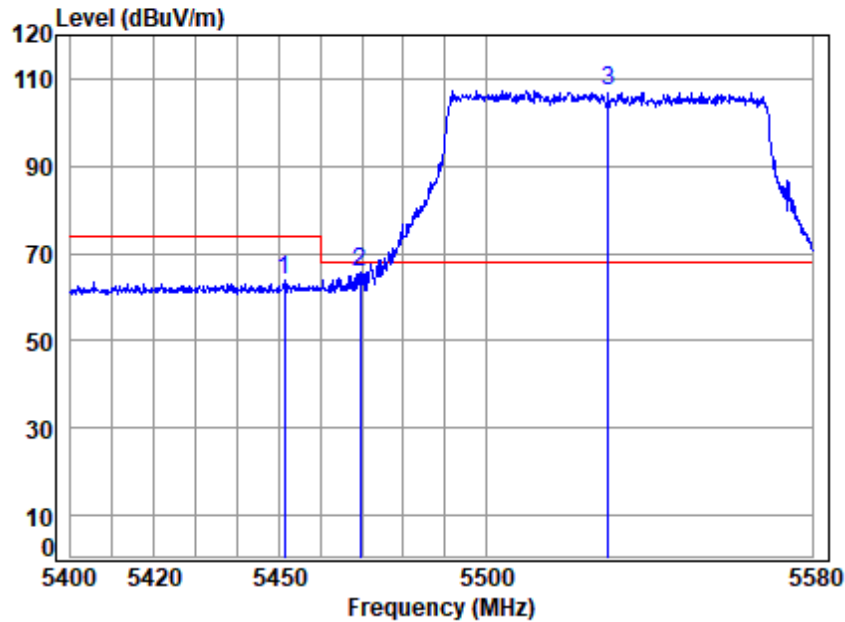


Site : chamber
Condition: 3m HORIZONTAL
Job No : 01609TL\01610TL
Mode : 5530 Band edge
: 5G WIFI 11AX80

		Cable	Ant	Preamp	Read	Limit	Over	
Freq	Loss	Factor	Factor	Level	Level	Line	Limit	Remark
MHz	dB	dB/m	dB	dBuV	dBuV/m	dBuV/m	dB	
1 q 5416.670	19.20	34.63	31.42	27.82	50.23	54.00	-3.77	Average
2 5530.000	19.33	34.62	31.48	64.39	86.86	-----	-----	Average



Test Mode: 03; Polarity: Vertical; Modulation:802.11ax(Full RU0); Bandwidth:80MHz; Channel:Low

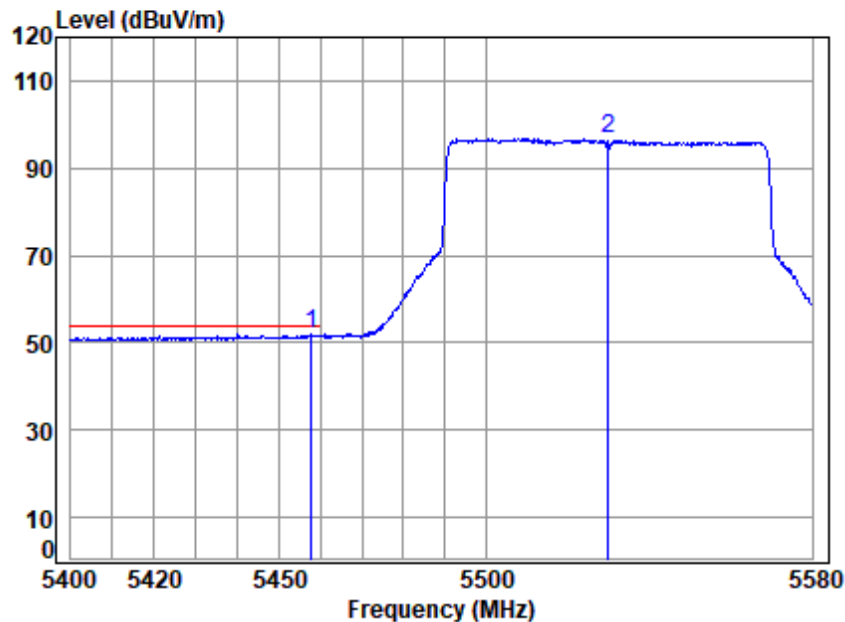


Site : chamber
Condition: 3m VERTICAL
Job No : 01609TL\01610TL
Mode : 5530 Band edge
: 5G WIFI 11AX80

		Cable	Ant	Preamp	Read	Limit	Over	
Freq	Loss	Factor	Factor	Level	Level	Line	Limit	Remark
MHz	dB	dB/m	dB	dBuV	dBuV/m	dBuV/m	dB	
1	5451.236	19.25	34.70	31.44	41.43	63.94	74.00	-10.06 Peak
2	5469.499	19.27	34.62	31.45	43.28	65.72	68.20	-2.48 peak
3 p	5530.000	19.33	34.62	31.48	84.95	107.42	68.20	39.22 Peak



Test Mode: 03; Polarity: Vertical; Modulation:802.11ax(Full RU0); Bandwidth:80MHz; Channel:Low

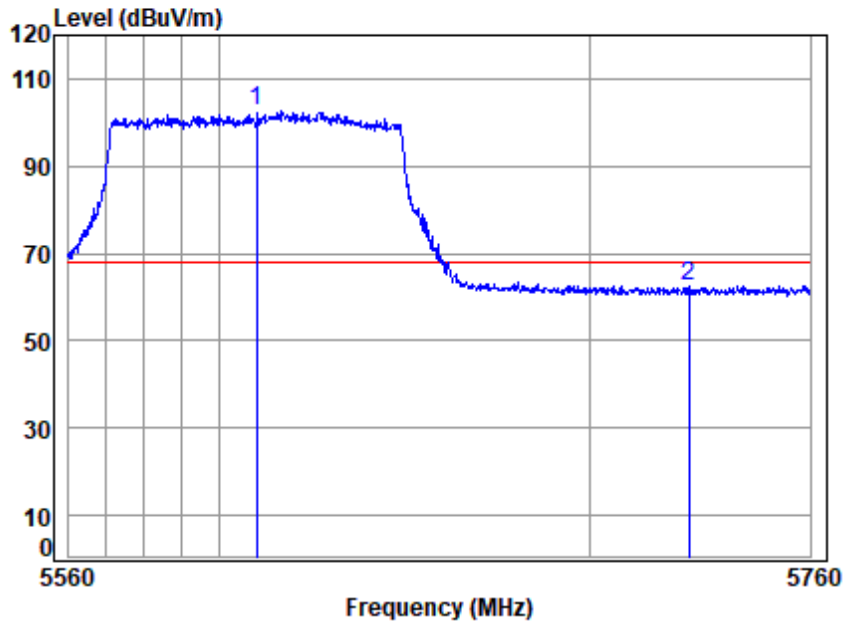


Site : chamber
Condition: 3m VERTICAL
Job No : 01609TL\01610TL
Mode : 5530 Band edge
: 5G WIFI 11AX80

		Cable	Ant	Preamp	Read	Limit	Over	
Freq	Loss	Factor	Factor	Level	Level	Line	Limit	Remark
MHz	dB	dB/m	dB	dBuV	dBuV/m	dBuV/m	dB	
1 q 5457.854	19.25	34.67	31.44	29.32	51.80	54.00	-2.20	Average
2 5530.000	19.33	34.62	31.48	74.35	96.82	-----	-----	Average



Test Mode: 03; Polarity: Horizontal; Modulation:802.11ax(Full RU0); Bandwidth:80MHz; Channel:High

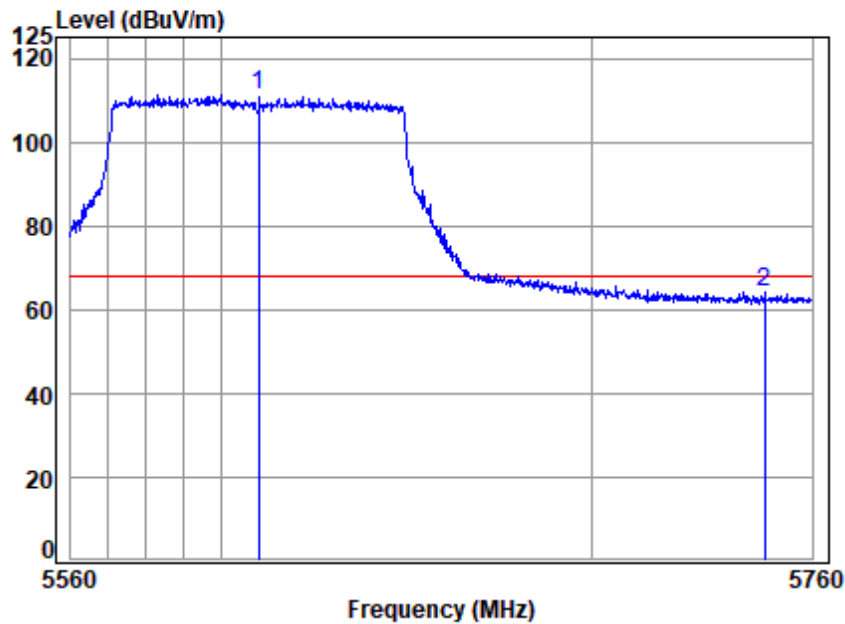


Site : chamber
Condition: 3m HORIZONTAL
Job No : 01609TL\01610TL
Mode : 5610 Band edge
: 5G WIFI 11AX80

		Cable	Ant	Preamp	Read	Limit	Over	
Freq	Loss	Factor	Factor	Level	Level	Line	Limit	Remark
MHz	dB	dB/m	dB	dBuV	dBuV/m	dBuV/m	dB	
1 p 5610.000	19.38	34.64	31.52	80.22	102.72	68.20	34.52	peak
2 5726.916	19.46	34.25	31.57	40.46	62.60	68.20	-5.60	peak



Test Mode: 03; Polarity: Vertical; Modulation:802.11ax(Full RU0); Bandwidth:80MHz; Channel:High



Site : chamber
Condition: 3m VERTICAL
Job No : 01609TL\01610TL
Mode : 5610 Band edge
: 5G WIFI 11AX80

		Cable	Ant	Preamp	Read	Limit	Over	
Freq	Loss	Factor	Factor	Level	Level	Line	Limit	Remark
MHz	dB	dB/m	dB	dBuV	dBuV/m	dBuV/m	dB	
1 p 5610.000	19.38	34.64	31.52	88.82	111.32	68.20	43.12	Peak
2 5746.987	19.47	34.21	31.58	42.16	64.26	68.20	-3.94	Peak



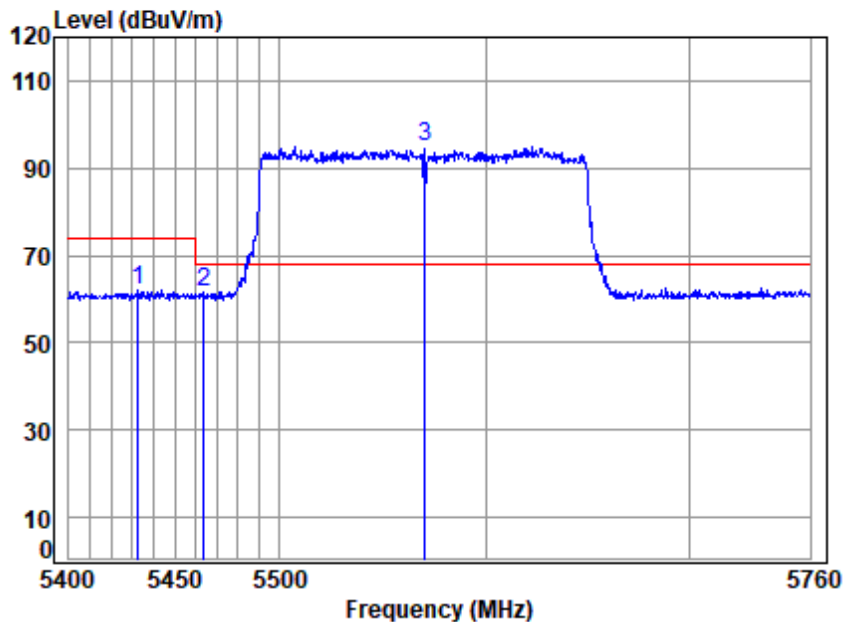
SGS-CSTC Standards Technical Services Co., Ltd. Shenzhen Branch

SZEMC-TRF-01 Rev. A/1

Report No.: SZCR250400160903

Page: 218 of 657

Test Mode: 03; Polarity: Horizontal; Modulation:802.11ax(Full RU0); Bandwidth:160MHz; Channel:middle



Site : chamber
Condition: 3m HORIZONTAL
Job No : 01609TL\01610TL
Mode : 5570 Band edge
: 5G WIFI 11AX160

		Cable	Ant	Preamp	Read		Limit	Over	
	Freq	Loss	Factor	Factor	Level	Level	Line	Limit	Remark
	MHz	dB	dB/m	dB	dBuV	dBuV/m	dBuV/m	dB	
1	5432.859	19.22	34.67	31.43	39.49	61.95	74.00	-12.05	peak
2	5463.802	19.26	34.64	31.44	39.01	61.47	68.20	-6.73	peak
3 p	5570.000	19.36	34.70	31.50	72.44	95.00	68.20	26.80	peak



SGS-CSTC Standards Technical Services Co., Ltd.
Shenzhen Branch Testing & Calibration Laboratory

Unless otherwise agreed in writing, this document is issued by the Company subject to its General Conditions of Service printed overleaf, available on request or accessible at <https://www.sgs.com/en/Terms-and-Conditions>. Attention is drawn to the limitation of liability, indemnification and jurisdiction issues defined therein. Any holder of this document is advised that information contained hereon reflects the Company's findings at the time of its intervention only and within the limits of Client's instructions, if any. The Company's sole responsibility is to its Client and this document does not exonerate parties to a transaction from exercising all their rights and obligations under the transaction documents. This document cannot be reproduced except in full, without prior written approval of the Company. Any unauthorized alteration, forgery or falsification of the content or appearance of this document is unlawful and offenders may be prosecuted to the fullest extent of the law. Unless otherwise stated the results shown in this test report refer only to the sample(s) tested and such sample(s) are retained for 30 days only.

Attention: To check the authenticity of testing /inspection report & certificate, please contact us at telephone: (86-755) 8307 1443, or email: CN.Doccheck@sgs.com
No.1 Workshop, M-10, Middle Section, Science & Technology Park, Nanshan District, Shenzhen, Guangdong, China 518057 t (86-755) 26012053 f (86-755) 26710594 www.sgs.com.cn
中国·广东·深圳市南山区科技园中区M-10栋1号厂房 邮编: 518057 t (86-755) 26012053 f (86-755) 26710594 sgs.china@sgs.com

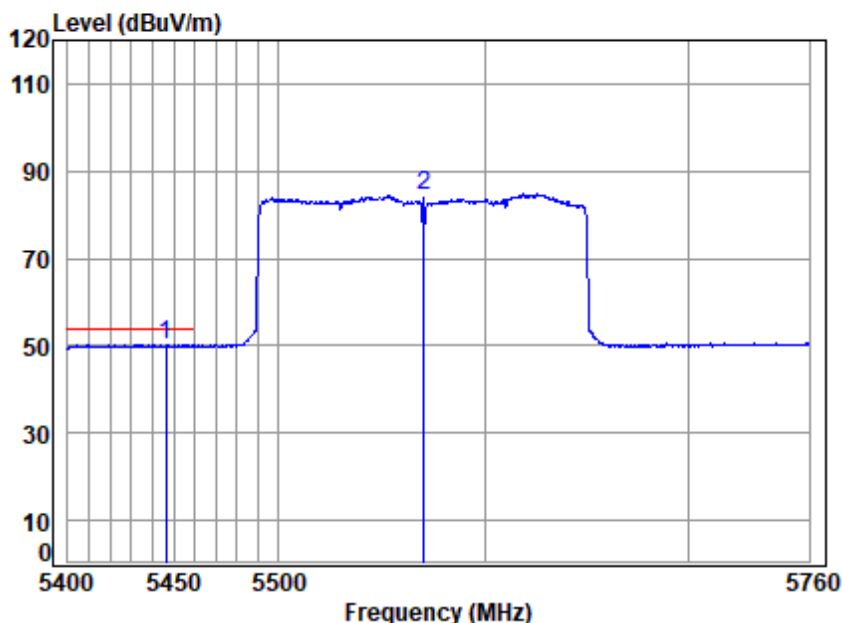
SGS-CSTC Standards Technical Services Co., Ltd. Shenzhen Branch

SZEMC-TRF-01 Rev. A/1

Report No.: SZCR250400160903

Page: 219 of 657

Test Mode: 03; Polarity: Horizontal; Modulation:802.11ax(Full RU0); Bandwidth:160MHz; Channel:middle



Site : chamber
Condition: 3m HORIZONTAL
Job No : 01609TL\01610TL
Mode : 5570 Band edge
: 5G WIFI 11AX160

		Cable	Ant	Preamp	Read	Limit	Over	
Freq	Loss	Factor	Factor	Level	Level	Line	Limit	Remark
MHz	dB	dB/m	dB	dBuV	dBuV/m	dBuV/m	dB	
1 q 5446.551	19.24	34.69	31.43	27.91	50.41	54.00	-3.59	Average
2 5570.000	19.36	34.70	31.50	61.74	84.30	-----	-----	Average



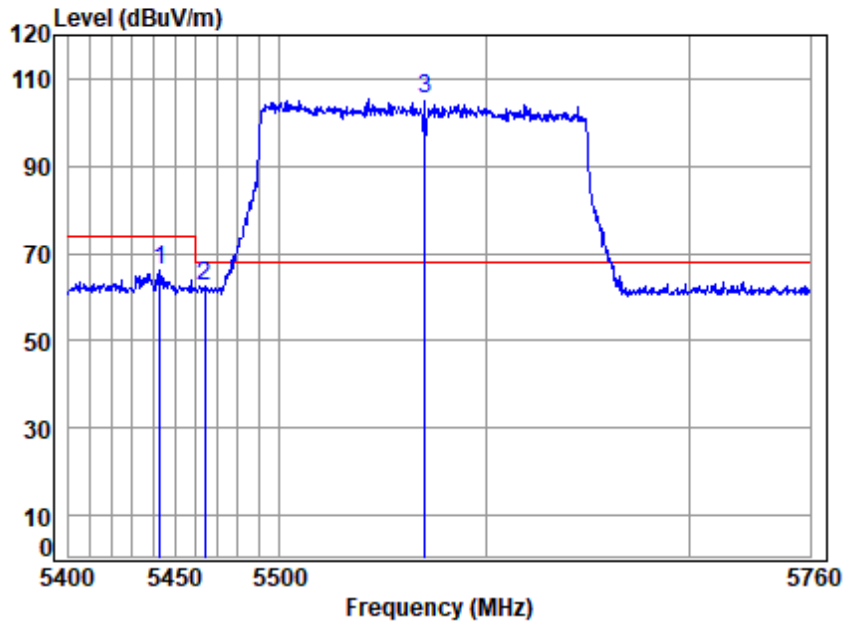
SGS-CSTC Standards Technical Services Co., Ltd.
Shenzhen Branch Testing & Calibration Laboratory

Unless otherwise agreed in writing, this document is issued by the Company subject to its General Conditions of Service printed overleaf, available on request or accessible at <https://www.sgs.com/en/Terms-and-Conditions>. Attention is drawn to the limitation of liability, indemnification and jurisdiction issues defined therein. Any holder of this document is advised that information contained hereon reflects the Company's findings at the time of its intervention only and within the limits of Client's instructions, if any. The Company's sole responsibility is to its Client and this document does not exonerate parties to a transaction from exercising all their rights and obligations under the transaction documents. This document cannot be reproduced except in full, without prior written approval of the Company. Any unauthorized alteration, forgery or falsification of the content or appearance of this document is unlawful and offenders may be prosecuted to the fullest extent of the law. Unless otherwise stated the results shown in this test report refer only to the sample(s) tested and such sample(s) are retained for 30 days only.

Attention: To check the authenticity of testing /inspection report & certificate, please contact us at telephone: (86-755) 8307 1443, or email: CN.Doccheck@sgs.com

No.1 Workshop, M-10, Middle Section, Science & Technology Park, Nanshan District, Shenzhen, Guangdong, China 518057 t (86-755) 26012053 f (86-755) 26710594 www.sgs.com.cn
中国·广东·深圳市南山区科技园中区M-10栋1号厂房 邮编: 518057 t (86-755) 26012053 f (86-755) 26710594 sgs.china@sgs.com

Test Mode: 03; Polarity: Vertical; Modulation:802.11ax(Full RU0); Bandwidth:160MHz; Channel:middle

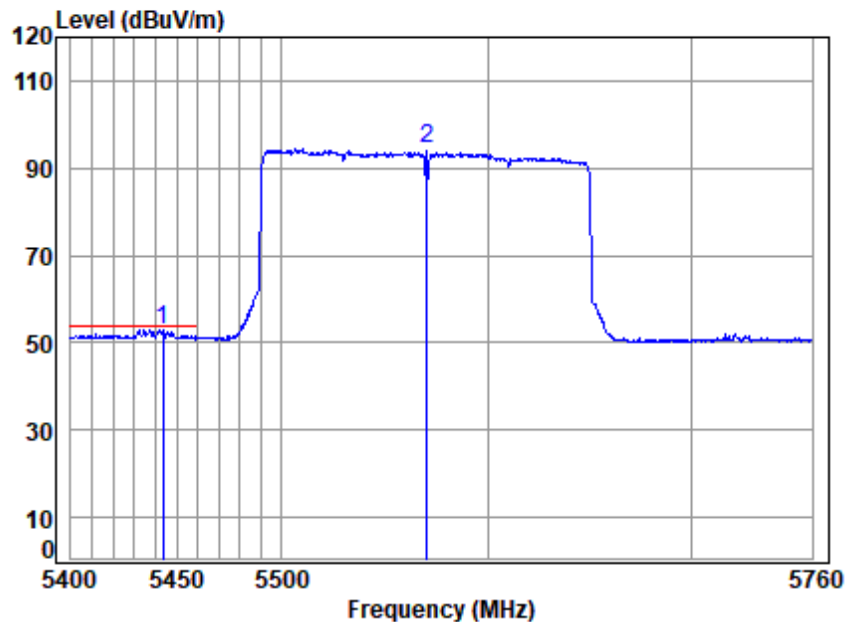


Site : chamber
Condition: 3m VERTICAL
Job No : 01609TL\01610TL
Mode : 5570 Band edge
: 5G WIFI 11AX160

		Cable	Ant	Preamp	Read	Limit	Over	
Freq	Loss	Factor	Factor	Level	Level	Line	Limit	Remark
MHz	dB	dB/m	dB	dBuV	dBuV/m	dBuV/m	dB	
1 5443.037	19.23	34.69	31.43	43.51	66.00	74.00	-8.00	Peak
2 5464.508	19.26	34.64	31.44	40.23	62.69	68.20	-5.51	peak
3 p 5570.000	19.36	34.70	31.50	82.76	105.32	68.20	37.12	Peak



Test Mode: 03; Polarity: Vertical; Modulation:802.11ax(Full RU0); Bandwidth:160MHz; Channel:middle

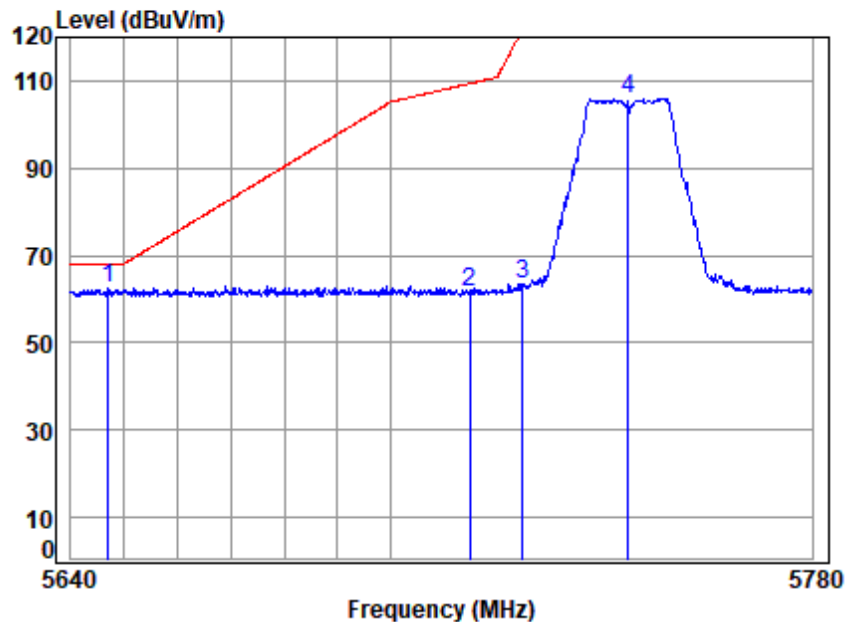


Site : chamber
Condition: 3m VERTICAL
Job No : 01609TL\01610TL
Mode : 5570 Band edge
: 5G WIFI 11AX160

		Cable	Ant	Preamp	Read	Limit	Over	
Freq	Loss	Factor	Factor	Level	Level	Line	Limit	Remark
MHz	dB	dB/m	dB	dBuV	dBuV/m	dBuV/m	dB	
1 q 5443.740	19.24	34.69	31.43	30.45	52.95	54.00	-1.05	Average
2 5570.000	19.36	34.70	31.50	71.79	94.35	-----	-----	Average



Test Mode: 04; Polarity: Horizontal; Modulation:802.11a; Bandwidth:20MHz; Channel:Low

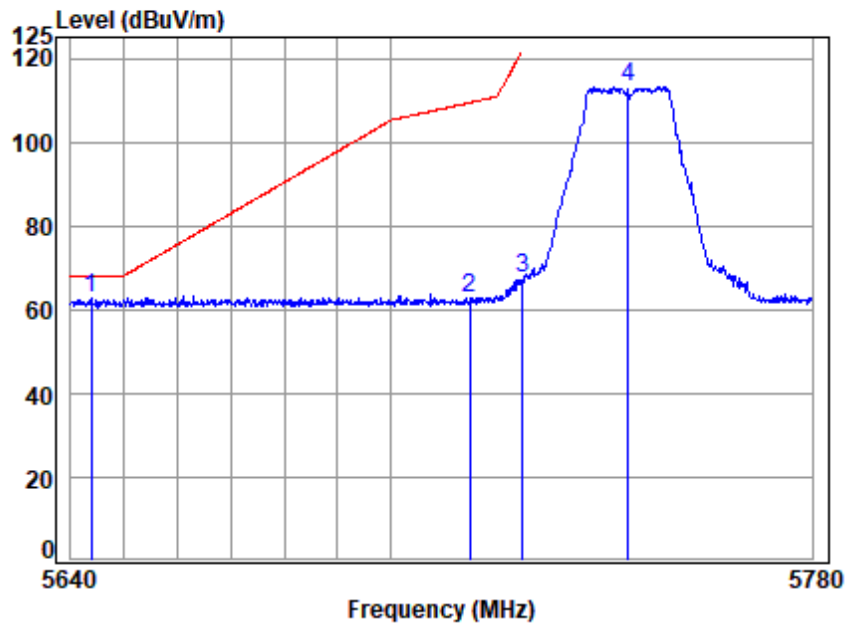


Site : chamber
Condition: 3m HORIZONTAL
Job No : 01609TL\01610TL
Mode : 5745 Band edge
: 5G WIFI 11A

		Cable	Ant	Preamp	Read	Limit	Over	
Freq	Loss	Factor	Factor	Level	Level	Line	Limit	Remark
MHz	dB	dB/m	dB	dBuV	dBuV/m	dBuV/m	dB	
1 p 5647.057	19.41	34.42	31.53	40.07	62.37	68.20	-5.83	peak
2 5715.000	19.45	34.27	31.57	39.44	61.59	109.40	-47.81	peak
3 5725.000	19.46	34.25	31.57	41.25	63.39	122.20	-58.81	peak
4 5745.000	19.47	34.21	31.58	83.94	106.04	-----	-----	peak



Test Mode: 04; Polarity: Vertical; Modulation:802.11a; Bandwidth:20MHz; Channel:Low

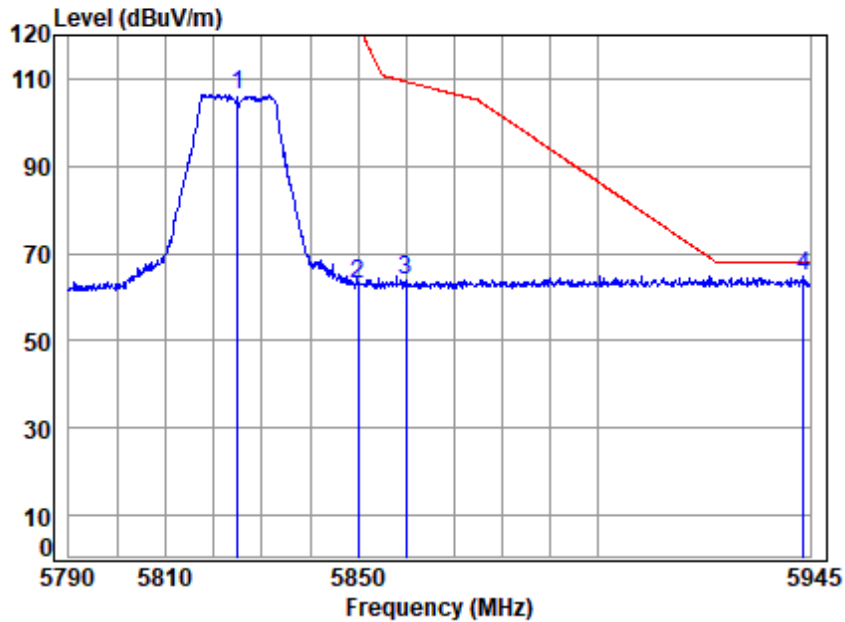


Site : chamber
Condition: 3m VERTICAL
Job No : 01609TL\01610TL
Mode : 5745 Band edge
: 5G WIFI 11A

		Cable	Ant	Preamp	Read	Limit	Over	
	Freq	Loss	Factor	Factor	Level	Level	Line	Limit Remark
	MHz	dB	dB/m	dB	dBuV	dBuV/m	dBuV/m	dB
1 p	5643.874	19.40	34.44	31.53	40.26	62.57	68.20	-5.63 peak
2	5715.000	19.45	34.27	31.57	40.68	62.83	109.40	-46.57 peak
3	5725.000	19.46	34.25	31.57	45.48	67.62	122.20	-54.58 peak
4	5745.000	19.47	34.21	31.58	91.05	113.15	-----	----- peak



Test Mode: 04; Polarity: Horizontal; Modulation:802.11a; Bandwidth:20MHz; Channel:High

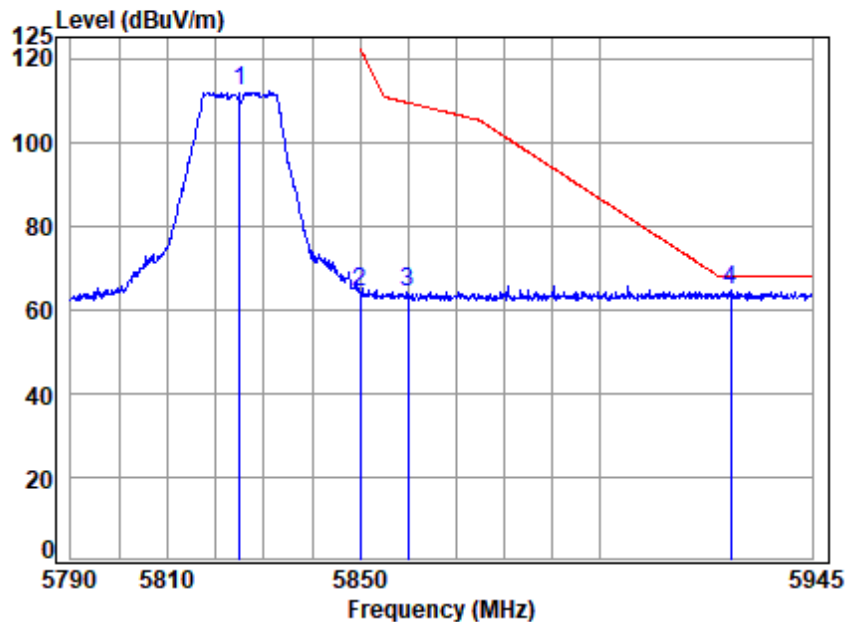


Site : chamber
 Condition: 3m HORIZONTAL
 Job No : 01609TL\01610TL
 Mode : 5825 Band edge
 : 5G WIFI 11A

		Cable	Ant	Preamp	Read		Limit	Over	
Freq		Loss	Factor	Factor	Level	Level	Line	Limit	Remark
MHz		dB	dB/m	dB	dBuV	dBuV/m	dBuV/m	dB	
1	5825.000	19.52	34.35	31.62	84.15	106.40	-----	-----	peak
2	5850.000	19.54	34.40	31.63	40.81	63.12	122.20	-59.08	peak
3	5860.000	19.54	34.44	31.64	41.75	64.09	109.40	-45.31	peak
4 p	5943.586	19.60	34.69	31.67	42.07	64.69	68.20	-3.51	peak



Test Mode: 04; Polarity: Vertical; Modulation:802.11a; Bandwidth:20MHz; Channel:High

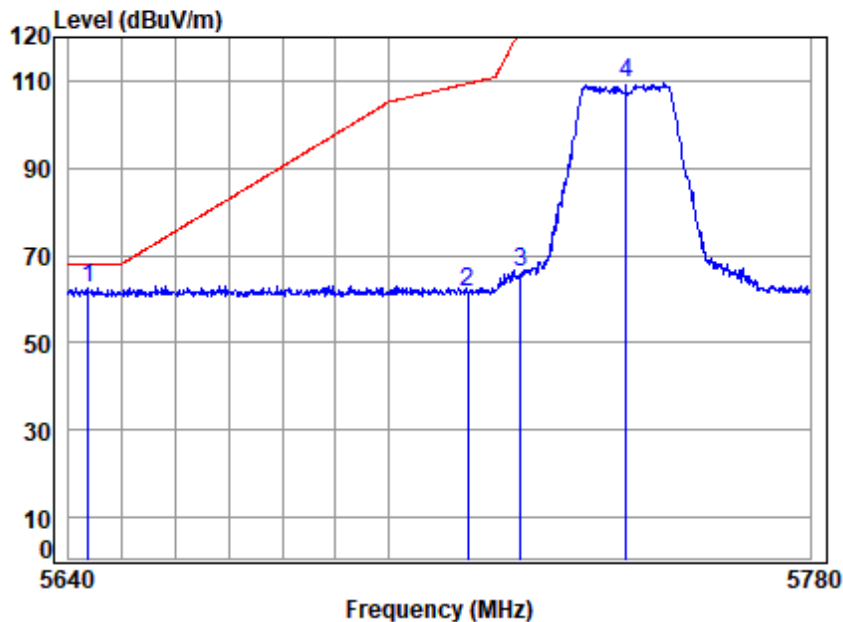


Site : chamber
 Condition: 3m VERTICAL
 Job No : 01609TL\01610TL
 Mode : 5825 Band edge
 : 5G WIFI 11A

		Cable	Ant	Preamp	Read	Limit	Over	
Freq	Loss	Factor	Factor	Level	Level	Line	Limit	Remark
MHz	dB	dB/m	dB	dBuV	dBuV/m	dBuV/m	dB	
1 5825.000	19.52	34.35	31.62	89.79	112.04	-----	-----	peak
2 5850.000	19.54	34.40	31.63	41.83	64.14	122.20	-58.06	peak
3 5860.000	19.54	34.44	31.64	41.84	64.18	109.40	-45.22	peak
4 p 5927.749	19.59	34.66	31.67	42.04	64.62	68.20	-3.58	peak



Test Mode: 04; Polarity: Horizontal; Modulation:802.11ac; Bandwidth:20MHz; Channel:Low

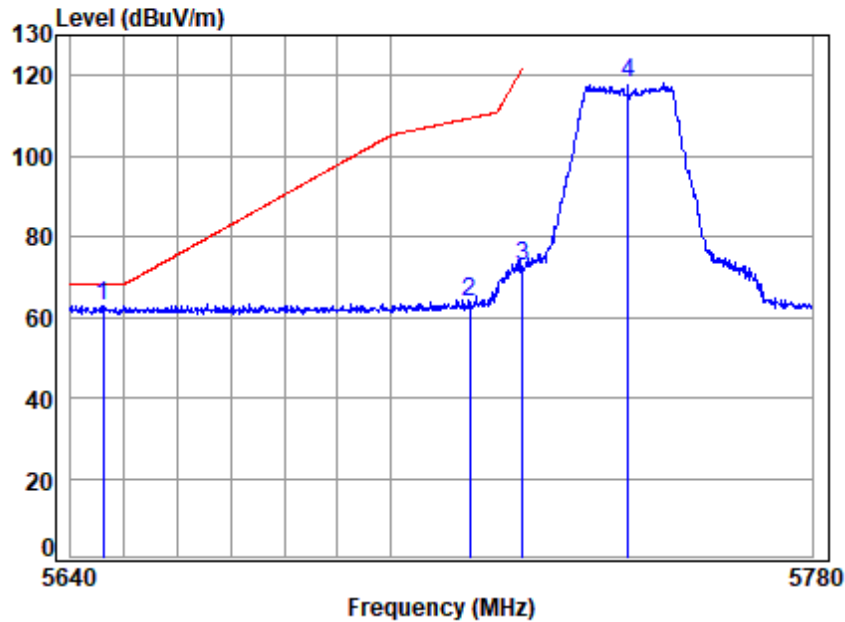


Site : chamber
Condition: 3m HORIZONTAL
Job No : 01609TL\01610TL
Mode : 5745 Band edge
: 5G WIFI 11AC20

		Cable	Ant	Preamp	Read	Limit	Over	
Freq	Loss	Factor	Factor	Level	Level	Line	Limit	Remark
MHz	dB	dB/m	dB	dBuV	dBuV/m	dBuV/m	dB	
1 p 5643.735	19.40	34.44	31.53	40.26	62.57	68.20	-5.63	peak
2 5715.000	19.45	34.27	31.57	39.55	61.70	109.40	-47.70	peak
3 5725.000	19.46	34.25	31.57	44.06	66.20	122.20	-56.00	peak
4 5745.000	19.47	34.21	31.58	87.25	109.35	-----	-----	peak



Test Mode: 04; Polarity: Vertical; Modulation:802.11ac; Bandwidth:20MHz; Channel:Low

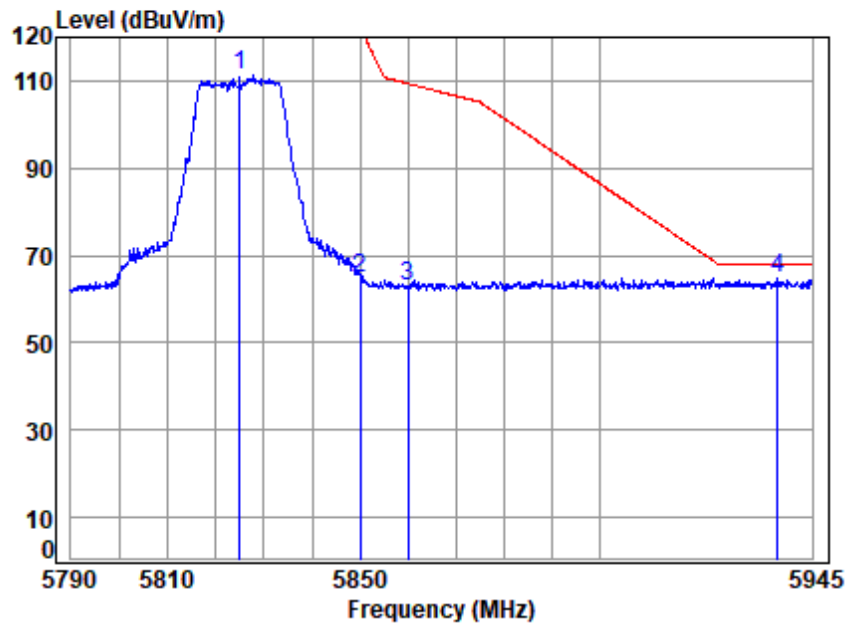


Site : chamber
Condition: 3m VERTICAL
Job No : 01609TL\01610TL
Mode : 5745 Band edge
: 5G WIFI 11AC20

		Cable	Ant	Preamp	Read	Limit	Over	
Freq	Loss	Factor	Factor	Level	Level	Line	Limit	Remark
MHz	dB	dB/m	dB	dBuV	dBuV/m	dBuV/m	dB	
1 p 5646.088	19.41	34.42	31.53	40.63	62.93	68.20	-5.27	peak
2 5715.000	19.45	34.27	31.57	41.53	63.68	109.40	-45.72	peak
3 5725.000	19.46	34.25	31.57	50.40	72.54	122.20	-49.66	peak
4 5745.000	19.47	34.21	31.58	95.96	118.06	-----	-----	peak



Test Mode: 04; Polarity: Horizontal; Modulation:802.11ac; Bandwidth:20MHz; Channel:High

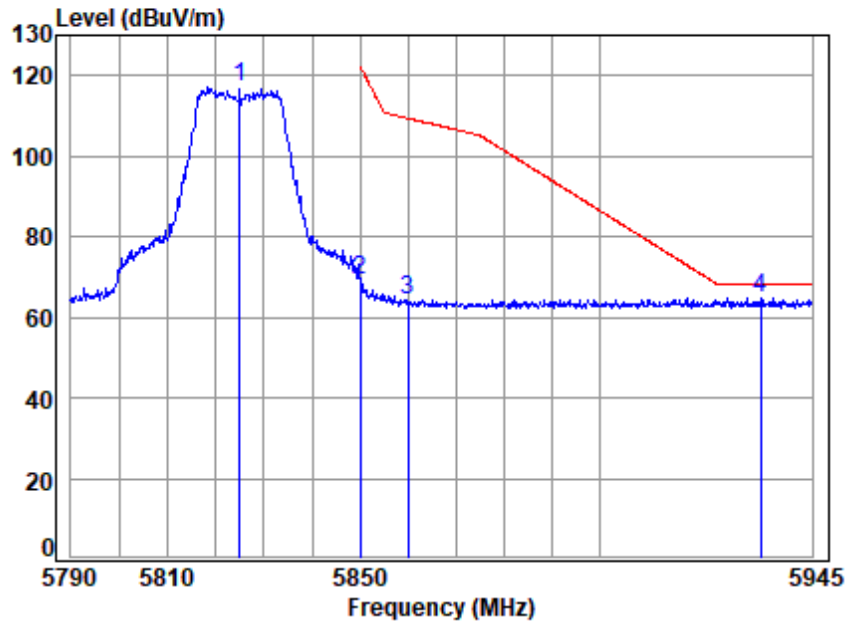


Site : chamber
Condition: 3m HORIZONTAL
Job No : 01609TL\01610TL
Mode : 5825 Band edge
: 5G WIFI 11AC20

		Cable	Ant	Preamp	Read		Limit	Over	
	Freq	Loss	Factor	Factor	Level	Level	Line	Limit	Remark
	MHz	dB	dB/m	dB	dBuV	dBuV/m	dBuV/m	dB	
1	5825.000	19.52	34.35	31.62	88.99	111.24	-----	-----	peak
2	5850.000	19.54	34.40	31.63	42.52	64.83	122.20	-57.37	peak
3	5860.000	19.54	34.44	31.64	40.63	62.97	109.40	-46.43	peak
4 p	5937.623	19.59	34.68	31.67	42.03	64.63	68.20	-3.57	peak



Test Mode: 04; Polarity: Vertical; Modulation:802.11ac; Bandwidth:20MHz; Channel:High

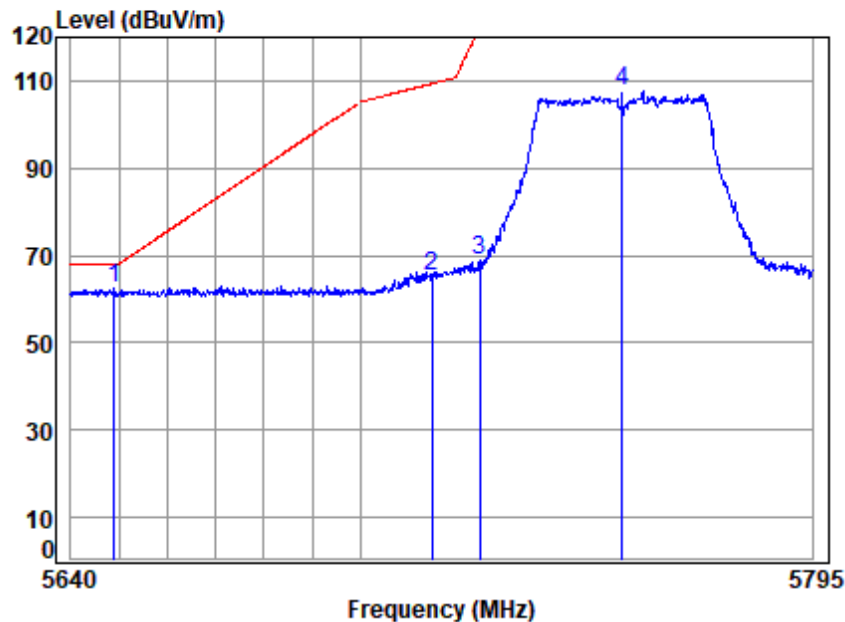


Site : chamber
Condition: 3m VERTICAL
Job No : 01609TL\01610TL
Mode : 5825 Band edge
: 5G WIFI 11AC20

		Cable	Ant	Preamp	Read	Limit	Over	
Freq	Loss	Factor	Factor	Level	Level	Line	Limit	Remark
MHz	dB	dB/m	dB	dBuV	dBuV/m	dBuV/m	dB	
1 5825.000	19.52	34.35	31.62	94.69	116.94	-----	-----	peak
2 5850.000	19.54	34.40	31.63	47.07	69.38	122.20	-52.82	peak
3 5860.000	19.54	34.44	31.64	41.84	64.18	109.40	-45.22	peak
4 p 5934.016	19.59	34.67	31.67	42.33	64.92	68.20	-3.28	peak



Test Mode: 04; Polarity: Horizontal; Modulation:802.11ac; Bandwidth:40MHz; Channel:Low

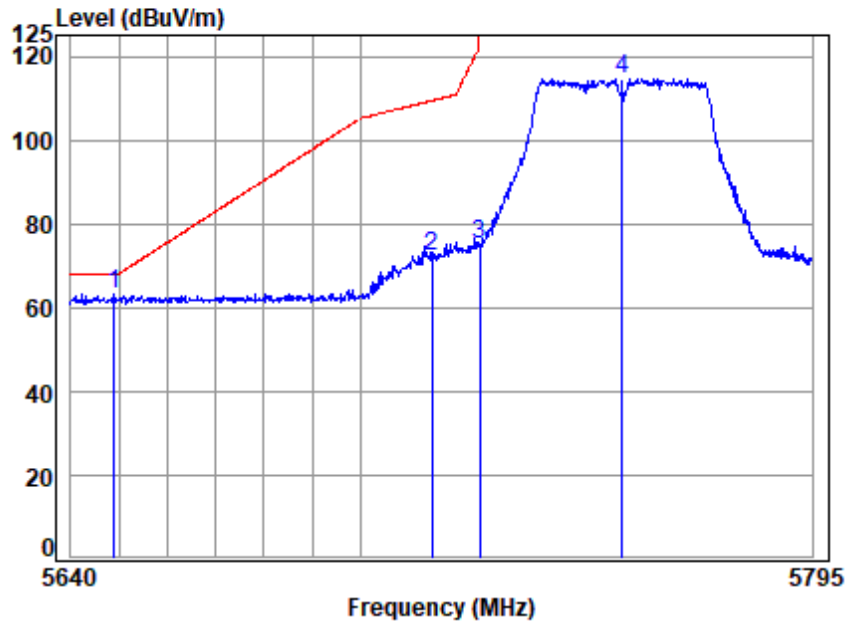


Site : chamber
Condition: 3m HORIZONTAL
Job No : 01609TL\01610TL
Mode : 5755 Band edge
: 5G WIFI 11AC40

		Cable	Ant	Preamp	Read	Limit	Over	
Freq	Loss	Factor	Factor	Level	Level	Line	Limit	Remark
MHz	dB	dB/m	dB	dBuV	dBuV/m	dBuV/m	dB	
1 p 5649.029	19.41	34.41	31.53	40.24	62.53	68.20	-5.67	peak
2 5715.000	19.45	34.27	31.57	43.23	65.38	109.40	-44.02	peak
3 5725.000	19.46	34.25	31.57	46.95	69.09	122.20	-53.11	peak
4 5755.000	19.48	34.21	31.59	85.43	107.53	-----	-----	peak



Test Mode: 04; Polarity: Vertical; Modulation:802.11ac; Bandwidth:40MHz; Channel:Low

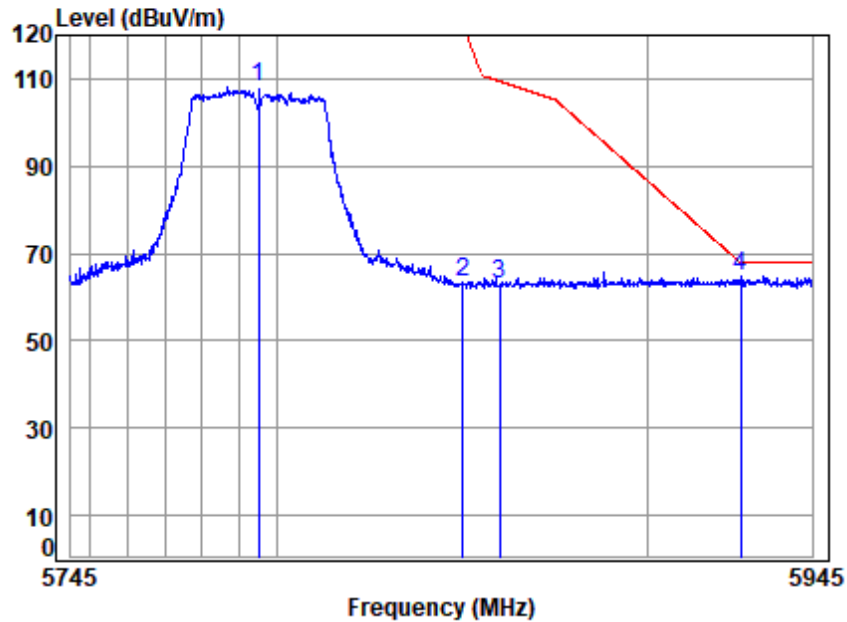


Site : chamber
Condition: 3m VERTICAL
Job No : 01609TL\01610TL
Mode : 5755 Band edge
: 5G WIFI 11AC40

		Cable	Ant	Preamp	Read	Limit	Over	
Freq	Loss	Factor	Factor	Level	Level	Line	Limit	Remark
MHz	dB	dB/m	dB	dBuV	dBuV/m	dBuV/m	dB	
1 p 5648.875	19.41	34.41	31.53	41.01	63.30	68.20	-4.90	peak
2 5715.000	19.45	34.27	31.57	49.96	72.11	109.40	-37.29	peak
3 5725.000	19.46	34.25	31.57	52.88	75.02	122.20	-47.18	peak
4 5755.000	19.48	34.21	31.59	92.60	114.70	-----	-----	peak



Test Mode: 04; Polarity: Horizontal; Modulation:802.11ac; Bandwidth:40MHz; Channel:High



Site : chamber
Condition: 3m HORIZONTAL
Job No : 01609TL\01610TL
Mode : 5795 Band edge
: 5G WIFI 11AC40

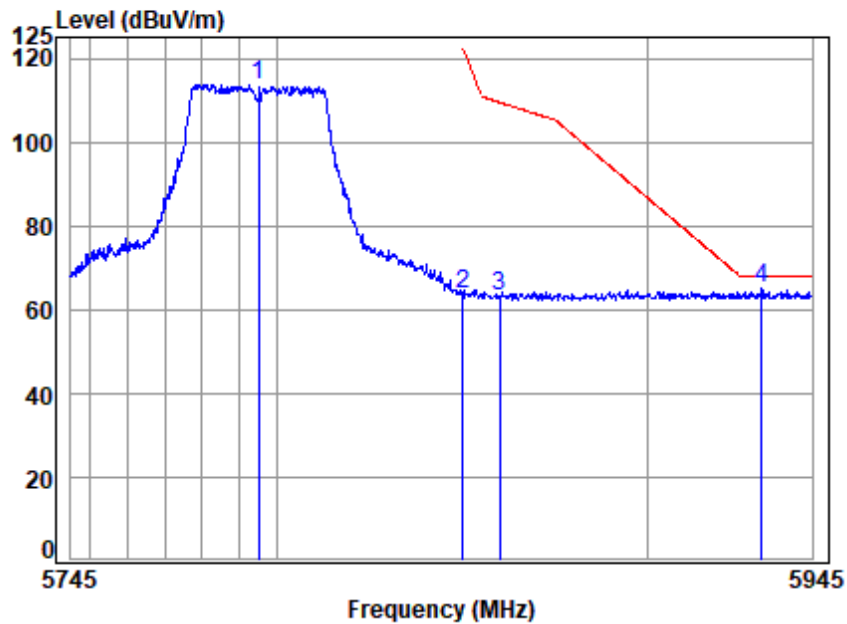
		Cable	Ant	Preamp	Read		Limit	Over	
	Freq	Loss	Factor	Factor	Level	Level	Line	Limit	Remark
	MHz	dB	dB/m	dB	dBuV	dBuV/m	dBuV/m	dB	
1	5795.000	19.50	34.29	31.60	85.95	108.14	-----	-----	peak
2	5850.000	19.54	34.40	31.63	41.02	63.33	122.20	-58.87	peak
3	5860.000	19.54	34.44	31.64	40.54	62.88	109.40	-46.52	peak
4 p	5925.501	19.58	34.65	31.67	42.06	64.62	68.20	-3.58	peak



Unless otherwise agreed in writing, this document is issued by the Company subject to its General Conditions of Service printed overleaf, available on request or accessible at <https://www.sgs.com/en/Terms-and-Conditions>. Attention is drawn to the limitation of liability, indemnification and jurisdiction issues defined therein. Any holder of this document is advised that information contained hereon reflects the Company's findings at the time of its intervention only and within the limits of Client's instructions, if any. The Company's sole responsibility is to its Client and this document does not exonerate parties to a transaction from exercising all their rights and obligations under the transaction documents. This document cannot be reproduced except in full, without prior written approval of the Company. Any unauthorized alteration, forgery or falsification of the content or appearance of this document is unlawful and offenders may be prosecuted to the fullest extent of the law. Unless otherwise stated the results shown in this test report refer only to the sample(s) tested and such sample(s) are retained for 30 days only.

Attention: To check the authenticity of testing /inspection report & certificate, please contact us at telephone: (86-755) 8307 1443, or email: CN.Doccheck@sgs.com

Test Mode: 04; Polarity: Vertical; Modulation:802.11ac; Bandwidth:40MHz; Channel:High

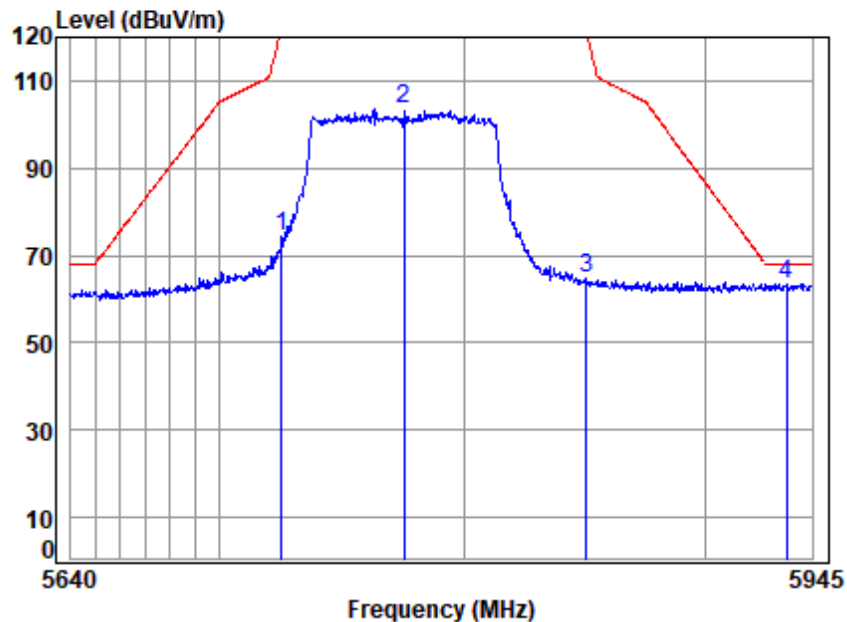


Site : chamber
Condition: 3m VERTICAL
Job No : 01609TL\01610TL
Mode : 5795 Band edge
: 5G WIFI 11AC40

		Cable	Ant	Preamp	Read	Limit	Over	
	Freq	Loss	Factor	Factor	Level	Level	Line	Limit Remark
	MHz	dB	dB/m	dB	dBuV	dBuV/m	dBuV/m	dB
1	5795.000	19.50	34.29	31.60	91.60	113.79	-----	----- peak
2	5850.000	19.54	34.40	31.63	41.29	63.60	122.20	-58.60 peak
3	5860.000	19.54	34.44	31.64	41.06	63.40	109.40	-46.00 peak
4 p	5931.182	19.59	34.66	31.67	42.34	64.92	68.20	-3.28 peak



Test Mode: 04; Polarity: Horizontal; Modulation:802.11ac; Bandwidth:80MHz; Channel:middle

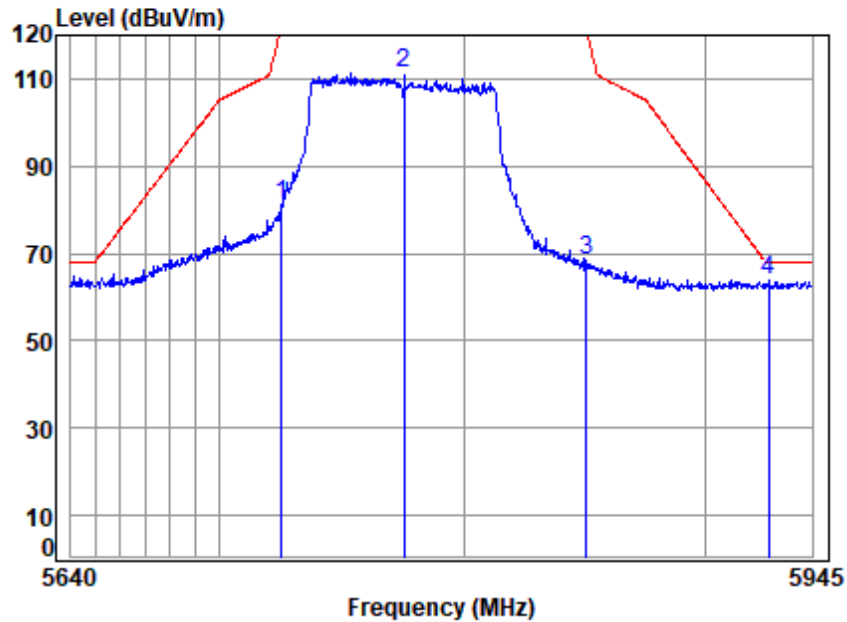


Site : chamber
 Condition: 3m HORIZONTAL
 Job No : 01609TL\01610TL
 Mode : 5775 Band edge
 : 5G WIFI 11AC80

		Cable	Ant	Preamp	Read	Limit	Over	
Freq	Loss	Factor	Factor	Level	Level	Line	Limit	Remark
MHz	dB	dB/m	dB	dBuV	dBuV/m	dBuV/m	dB	
1	5724.993	19.46	34.25	31.57	52.35	74.49	122.18	-47.69 peak
2	5775.000	19.49	34.25	31.60	81.36	103.50	-----	----- peak
3	5850.575	19.54	34.40	31.63	42.45	64.76	120.89	-56.13 peak
4 p	5934.364	19.59	34.67	31.67	40.96	63.55	68.20	-4.65 peak



Test Mode: 04; Polarity: Vertical; Modulation:802.11ac; Bandwidth:80MHz; Channel:middle

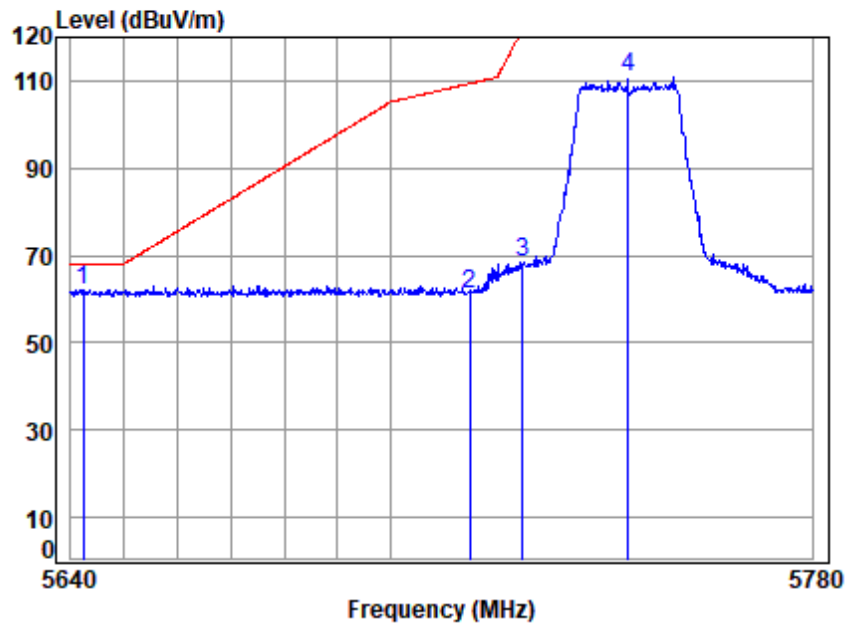


Site : chamber
Condition: 3m VERTICAL
Job No : 01609TL\01610TL
Mode : 5775 Band edge
: 5G WIFI 11AC80

		Cable	Ant	Preamp	Read	Limit	Over	
Freq	Loss	Factor	Factor	Level	Level	Line	Limit	Remark
MHz	dB	dB/m	dB	dBuV	dBuV/m	dBuV/m	dB	
1	5724.993	19.46	34.25	31.57	59.15	81.29	122.18	-40.89 peak
2	5775.000	19.49	34.25	31.60	88.97	111.11	-----	----- peak
3	5850.575	19.54	34.40	31.63	46.31	68.62	120.89	-52.27 peak
4 p	5926.556	19.58	34.65	31.67	41.14	63.70	68.20	-4.50 peak



Test Mode: 04; Polarity: Horizontal; Modulation:802.11ax(Full RU0); Bandwidth:20MHz; Channel:Low

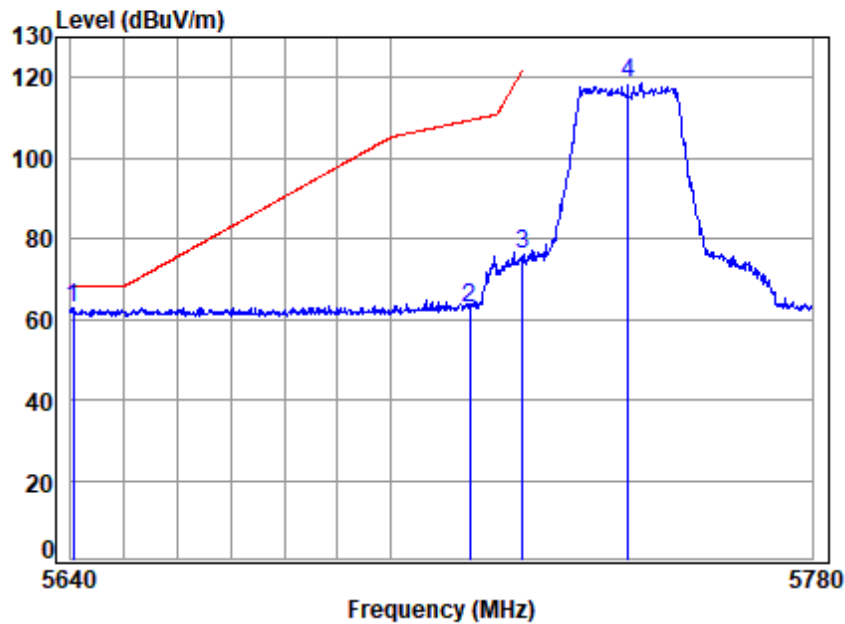


Site : chamber
Condition: 3m HORIZONTAL
Job No : 01609TL\01610TL
Mode : 5745 Band edge
: 5G WIFI 11AX20

		Cable	Ant	Preamp	Read	Limit	Over	
Freq	Loss	Factor	Factor	Level	Level	Line	Limit	Remark
MHz	dB	dB/m	dB	dBuV	dBuV/m	dBuV/m	dB	
1 p 5642.352	19.40	34.45	31.53	39.95	62.27	68.20	-5.93	peak
2 5715.000	19.45	34.27	31.57	39.08	61.23	109.40	-48.17	peak
3 5725.000	19.46	34.25	31.57	46.13	68.27	122.20	-53.93	peak
4 5745.000	19.47	34.21	31.58	88.63	110.73	-----	-----	peak



Test Mode: 04; Polarity: Vertical; Modulation:802.11ax(Full RU0); Bandwidth:20MHz; Channel:Low

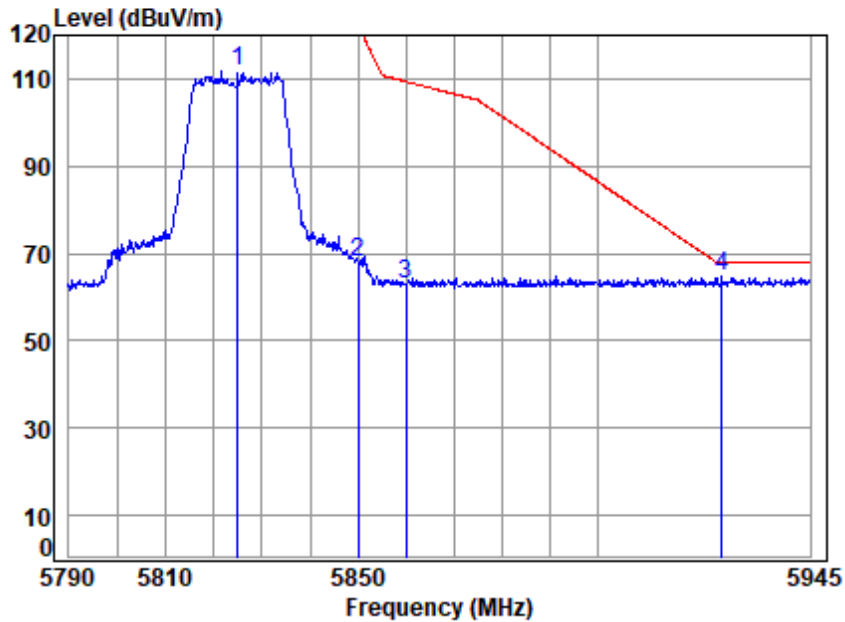


Site : chamber
Condition: 3m VERTICAL
Job No : 01609TL\01610TL
Mode : 5745 Band edge
: 5G WIFI 11AX20

		Cable	Ant	Preamp	Read	Limit	Over	
	Freq	Loss	Factor	Factor	Level	Level	Line	Limit Remark
	MHz	dB	dB/m	dB	dBuV	dBuV/m	dBuV/m	dB
1 p	5640.415	19.40	34.46	31.53	40.48	62.81	68.20	-5.39 peak
2	5715.000	19.45	34.27	31.57	40.59	62.74	109.40	-46.66 peak
3	5725.000	19.46	34.25	31.57	54.10	76.24	122.20	-45.96 peak
4	5745.000	19.47	34.21	31.58	96.39	118.49	-----	----- peak



Test Mode: 04; Polarity: Horizontal; Modulation:802.11ax(Full RU0); Bandwidth:20MHz; Channel:High

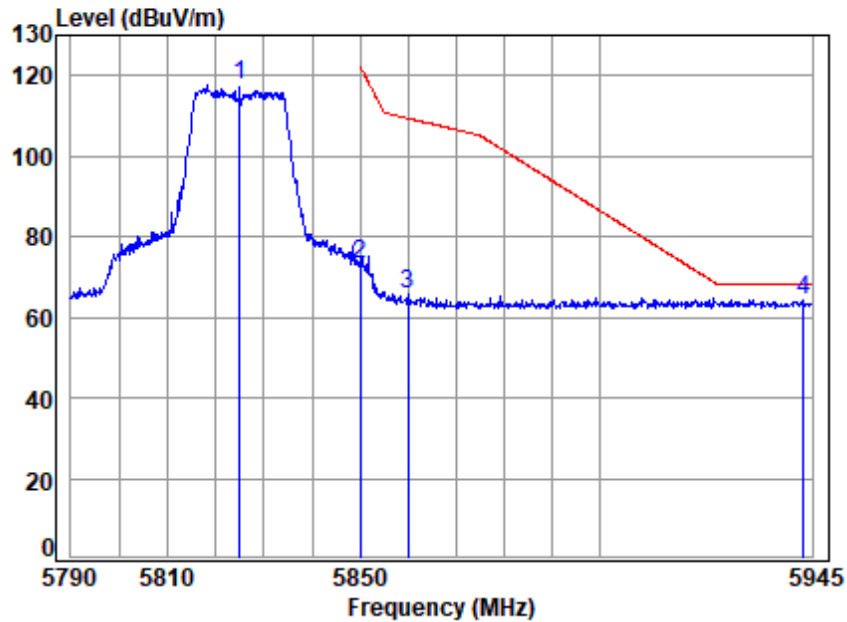


Site : chamber
Condition: 3m HORIZONTAL
Job No : 01609TL\01610TL
Mode : 5825 Band edge
: 5G WIFI 11AX20

		Cable	Ant	Preamp	Read	Limit	Over	
Freq	Loss	Factor	Factor	Level	Level	Line	Limit	Remark
MHz	dB	dB/m	dB	dBuV	dBuV/m	dBuV/m	dB	
1 5825.000	19.52	34.35	31.62	89.74	111.99	-----	-----	peak
2 5850.000	19.54	34.40	31.63	45.46	67.77	122.20	-54.43	peak
3 5860.000	19.54	34.44	31.64	40.84	63.18	109.40	-46.22	peak
4 p 5926.340	19.58	34.65	31.67	42.32	64.88	68.20	-3.32	peak



Test Mode: 04; Polarity: Vertical; Modulation:802.11ax(Full RU0); Bandwidth:20MHz; Channel:High

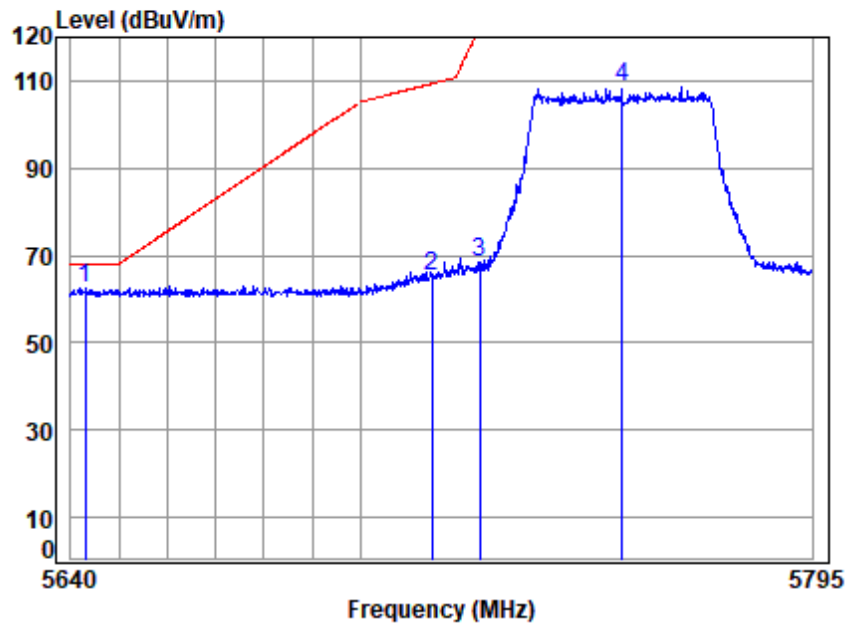


Site : chamber
Condition: 3m VERTICAL
Job No : 01609TL\01610TL
Mode : 5825 Band edge
: 5G WIFI 11AX20

		Cable	Ant	Preamp	Read	Limit	Over	
Freq	Loss	Factor	Factor	Level	Level	Line	Limit	Remark
MHz	dB	dB/m	dB	dBuV	dBuV/m	dBuV/m	dB	
1 5825.000	19.52	34.35	31.62	95.15	117.40	-----	-----	peak
2 5850.000	19.54	34.40	31.63	50.85	73.16	122.20	-49.04	peak
3 5860.000	19.54	34.44	31.64	43.21	65.55	109.40	-43.85	peak
4 p 5943.272	19.60	34.69	31.67	41.81	64.43	68.20	-3.77	peak



Test Mode: 04; Polarity: Horizontal; Modulation:802.11ax(Full RU0); Bandwidth:40MHz; Channel:Low

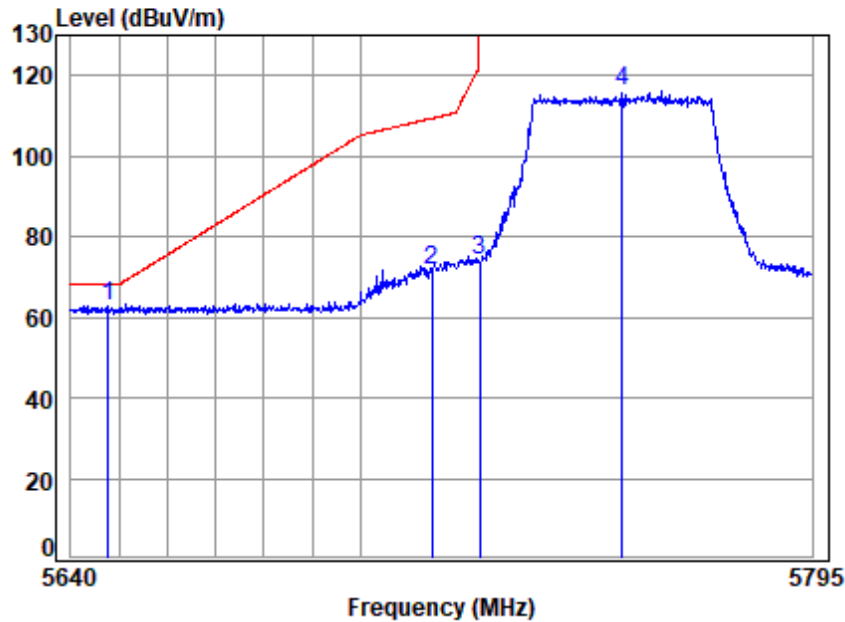


Site : chamber
Condition: 3m HORIZONTAL
Job No : 01609TL\01610TL
Mode : 5755 Band edge
: 5G WIFI 11AX40

		Cable	Ant	Preamp	Read	Limit	Over	
Freq	Loss	Factor	Factor	Level	Level	Line	Limit	Remark
MHz	dB	dB/m	dB	dBuV	dBuV/m	dBuV/m	dB	
1 p 5643.059	19.40	34.44	31.53	40.36	62.67	68.20	-5.53	peak
2 5715.000	19.45	34.27	31.57	43.04	65.19	109.40	-44.21	peak
3 5725.000	19.46	34.25	31.57	46.22	68.36	122.20	-53.84	peak
4 5755.000	19.48	34.21	31.59	86.36	108.46	-----	-----	peak



Test Mode: 04; Polarity: Vertical; Modulation:802.11ax(Full RU0); Bandwidth:40MHz; Channel:Low

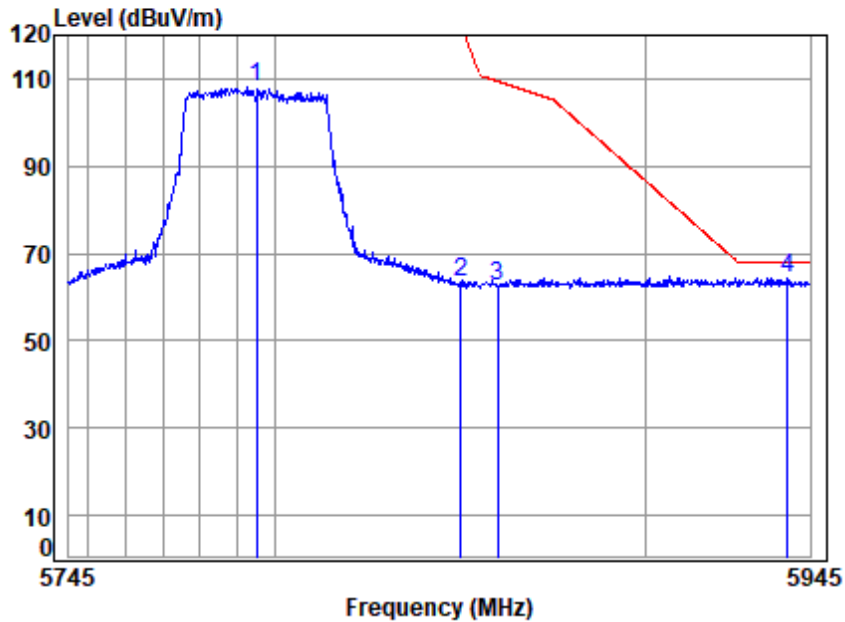


Site : chamber
Condition: 3m VERTICAL
Job No : 01609TL\01610TL
Mode : 5755 Band edge
: 5G WIFI 11AX40

		Cable	Ant	Preamp	Read	Limit	Over	
Freq	Loss	Factor	Factor	Level	Level	Line	Limit	Remark
MHz	dB	dB/m	dB	dBuV	dBuV/m	dBuV/m	dB	
1 p 5647.804	19.41	34.41	31.53	40.39	62.68	68.20	-5.52	peak
2 5715.000	19.45	34.27	31.57	49.49	71.64	109.40	-37.76	peak
3 5725.000	19.46	34.25	31.57	51.88	74.02	122.20	-48.18	peak
4 5755.000	19.48	34.21	31.59	94.17	116.27	-----	-----	peak



Test Mode: 04; Polarity: Horizontal; Modulation:802.11ax(Full RU0); Bandwidth:40MHz; Channel:High



Site : chamber
Condition: 3m HORIZONTAL
Job No : 01609TL\01610TL
Mode : 5795 Band edge
: 5G WIFI 11AX40

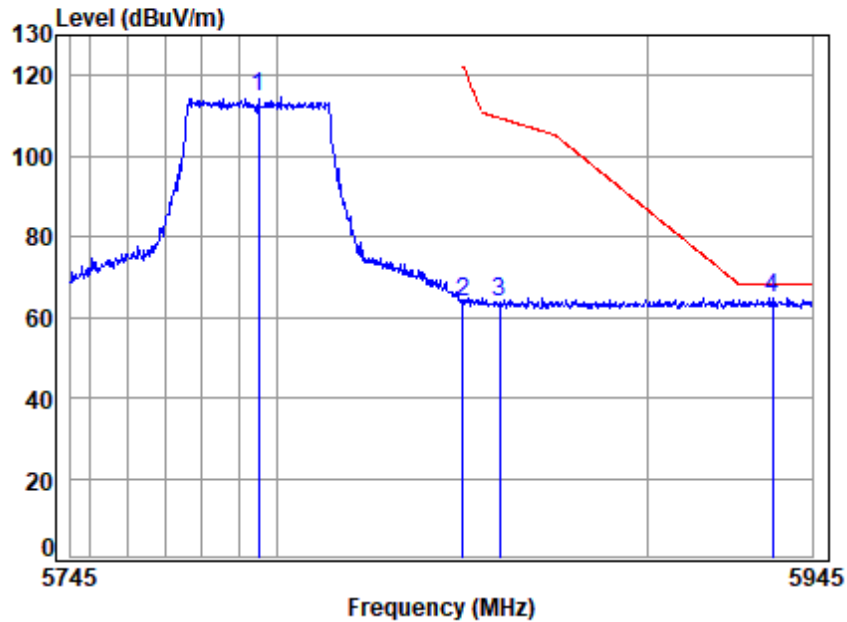
		Cable	Ant	Preamp	Read	Limit	Over	
Freq	Loss	Factor	Factor	Level	Level	Line	Limit	Remark
MHz	dB	dB/m	dB	dBuV	dBuV/m	dBuV/m	dB	
1 5795.000	19.50	34.29	31.60	85.85	108.04	-----	-----	peak
2 5850.000	19.54	34.40	31.63	41.32	63.63	122.20	-58.57	peak
3 5860.000	19.54	34.44	31.64	40.34	62.68	109.40	-46.72	peak
4 p 5938.697	19.59	34.68	31.67	41.71	64.31	68.20	-3.89	peak



Unless otherwise agreed in writing, this document is issued by the Company subject to its General Conditions of Service printed overleaf, available on request or accessible at <https://www.sgs.com/en/Terms-and-Conditions>. Attention is drawn to the limitation of liability, indemnification and jurisdiction issues defined therein. Any holder of this document is advised that information contained hereon reflects the Company's findings at the time of its intervention only and within the limits of Client's instructions, if any. The Company's sole responsibility is to its Client and this document does not exonerate parties to a transaction from exercising all their rights and obligations under the transaction documents. This document cannot be reproduced except in full, without prior written approval of the Company. Any unauthorized alteration, forgery or falsification of the content or appearance of this document is unlawful and offenders may be prosecuted to the fullest extent of the law. Unless otherwise stated the results shown in this test report refer only to the sample(s) tested and such sample(s) are retained for 30 days only.

Attention: To check the authenticity of testing /inspection report & certificate, please contact us at telephone: (86-755) 8307 1443, or email: CN.Doccheck@sgs.com

Test Mode: 04; Polarity: Vertical; Modulation:802.11ax(Full RU0); Bandwidth:40MHz; Channel:High



Site : chamber
Condition: 3m VERTICAL
Job No : 01609TL\01610TL
Mode : 5795 Band edge
: 5G WIFI 11AX40

		Cable	Ant	Preamp	Read	Limit	Over	
Freq	Loss	Factor	Factor	Level	Level	Line	Limit	Remark
MHz	dB	dB/m	dB	dBuV	dBuV/m	dBuV/m	dB	
1	5795.000	19.50	34.29	31.60	92.31	114.50	-----	peak
2	5850.000	19.54	34.40	31.63	41.61	63.92	122.20	-58.28 peak
3	5860.000	19.54	34.44	31.64	41.24	63.58	109.40	-45.82 peak
4 p	5934.228	19.59	34.67	31.67	42.13	64.72	68.20	-3.48 peak



Unless otherwise agreed in writing, this document is issued by the Company subject to its General Conditions of Service printed overleaf, available on request or accessible at <https://www.sgs.com/en/Terms-and-Conditions>. Attention is drawn to the limitation of liability, indemnification and jurisdiction issues defined therein. Any holder of this document is advised that information contained hereon reflects the Company's findings at the time of its intervention only and within the limits of Client's instructions, if any. The Company's sole responsibility is to its Client and this document does not exonerate parties to a transaction from exercising all their rights and obligations under the transaction documents. This document cannot be reproduced except in full, without prior written approval of the Company. Any unauthorized alteration, forgery or falsification of the content or appearance of this document is unlawful and offenders may be prosecuted to the fullest extent of the law. Unless otherwise stated the results shown in this test report refer only to the sample(s) tested and such sample(s) are retained for 30 days only.

Attention: To check the authenticity of testing /inspection report & certificate, please contact us at telephone: (86-755) 8307 1443, or email: CN.Doccheck@sgs.com

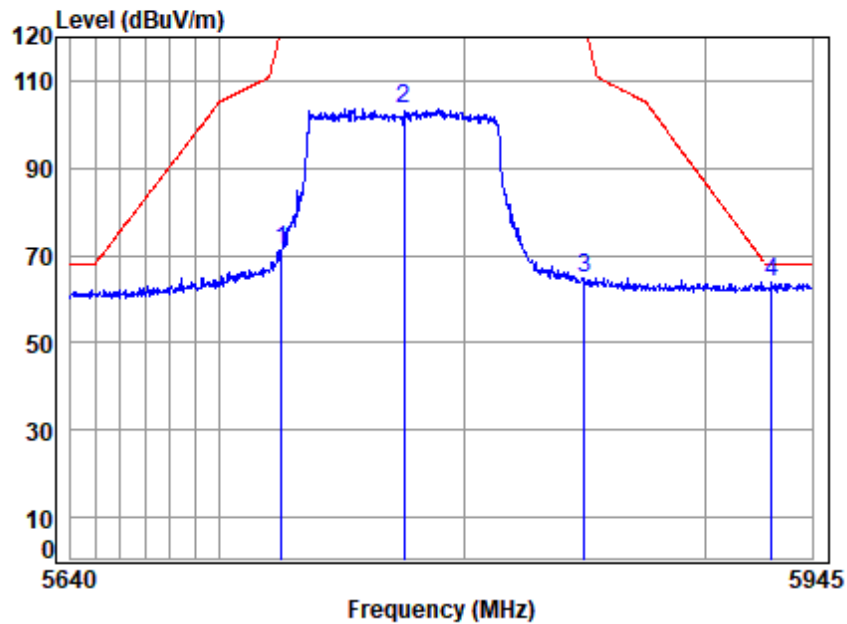
SGS-CSTC Standards Technical Services Co., Ltd. Shenzhen Branch

SZEMC-TRF-01 Rev. A/1

Report No.: SZCR250400160903

Page: 244 of 657

Test Mode: 04; Polarity: Horizontal; Modulation:802.11ax(Full RU0); Bandwidth:80MHz; Channel:middle



Site : chamber
Condition: 3m HORIZONTAL
Job No : 01609TL\01610TL
Mode : 5775 Band edge
: 5G WIFI 11AX80

		Cable	Ant	Preamp	Read	Limit	Over	
Freq	Loss	Factor	Factor	Level	Level	Line	Limit	Remark
MHz	dB	dB/m	dB	dBuV	dBuV/m	dBuV/m	dB	
1	5724.993	19.46	34.25	31.57	48.97	71.11	122.18	-51.07 peak
2	5775.000	19.49	34.25	31.60	81.37	103.51	-----	----- peak
3	5849.650	19.54	34.40	31.63	42.36	64.67	-----	----- peak
4 p	5927.804	19.59	34.66	31.67	41.43	64.01	68.20	-4.19 peak



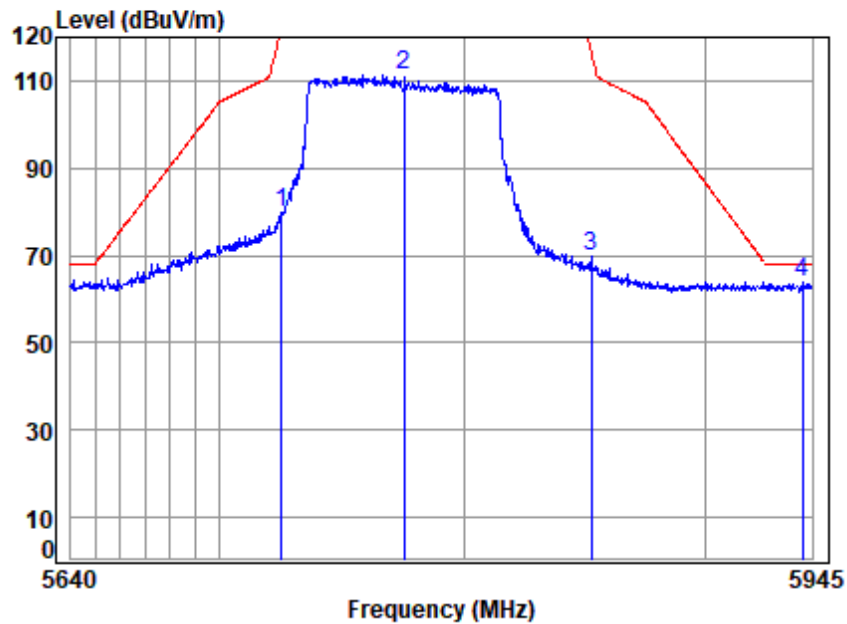
SGS-CSTC Standards Technical Services Co., Ltd.
Shenzhen Branch Testing Laboratory

Unless otherwise agreed in writing, this document is issued by the Company subject to its General Conditions of Service printed overleaf, available on request or accessible at <https://www.sgs.com/en/Terms-and-Conditions>. Attention is drawn to the limitation of liability, indemnification and jurisdiction issues defined therein. Any holder of this document is advised that information contained hereon reflects the Company's findings at the time of its intervention only and within the limits of Client's instructions, if any. The Company's sole responsibility is to its Client and this document does not exonerate parties to a transaction from exercising all their rights and obligations under the transaction documents. This document cannot be reproduced except in full, without prior written approval of the Company. Any unauthorized alteration, forgery or falsification of the content or appearance of this document is unlawful and offenders may be prosecuted to the fullest extent of the law. Unless otherwise stated the results shown in this test report refer only to the sample(s) tested and such sample(s) are retained for 30 days only.

Attention: To check the authenticity of testing /inspection report & certificate, please contact us at telephone: (86-755) 8307 1443, or email: CN.Doccheck@sgs.com

No.1 Workshop, M-10, Middle Section, Science & Technology Park, Nanshan District, Shenzhen, Guangdong, China 518057 t (86-755) 26012053 f (86-755) 26710594 www.sgs.com.cn
中国·广东·深圳市南山区科技园中区M-10栋1号厂房 邮编: 518057 t (86-755) 26012053 f (86-755) 26710594 sgs.china@sgs.com

Test Mode: 04; Polarity: Vertical; Modulation:802.11ax(Full RU0); Bandwidth:80MHz; Channel:middle



Site : chamber
Condition: 3m VERTICAL
Job No : 01609TL\01610TL
Mode : 5775 Band edge
: 5G WIFI 11AX80

		Cable	Ant	Preamp	Read	Limit	Over	
	Freq	Loss	Factor	Factor	Level	Level	Line	Limit Remark
	MHz	dB	dB/m	dB	dBuV	dBuV/m	dBuV/m	dB
1	5724.993	19.46	34.25	31.57	57.52	79.66	122.18	-42.52 peak
2	5775.000	19.49	34.25	31.60	89.08	111.22	-----	----- peak
3	5852.424	19.54	34.41	31.63	47.40	69.72	116.67	-46.95 peak
4 p	5940.931	19.59	34.68	31.67	41.29	63.89	68.20	-4.31 peak



SGS-CSTC Standards Technical Services Co., Ltd. Shenzhen Branch

SZEMC-TRF-01 Rev. A/1

Report No.: SZCR250400160903

Page: 246 of 657

7.6 Duty Cycle

Test Requirement ANSI C63.10 (2013) Section 12.2

Test Method: ANSI C63.10 (2013) Section 12.2

7.6.1 E.U.T. Operation

Operating Environment:

Temperature: 25.6 °C Humidity: 43.0 % RH Atmospheric Pressure: 1020 mbar

7.6.2 Test Mode Description

Pre-scan / Final test	Mode Code	Description
Final test	01	TX mode (U-NII-1)_Keep the EUT in continuously transmitting mode with all modulation types. All data rates for each modulation type have been tested and found the data rate @ 6Mbps is the worst case of IEEE 802.11a; data rate @ MCS0 is the worst case of IEEE 802.11n/ac/ax/be 20/40/80/160, Only the data of worst case is recorded in the report.
Final test	02	TX mode (U-NII-2A) _Keep the EUT in continuously transmitting mode with all modulation types. All data rates for each modulation type have been tested and found the data rate @ 6Mbps is the worst case of IEEE 802.11a; data rate @ MCS0 is the worst case of IEEE 802.11n/ac/ax/be 20/40/80/160, Only the data of worst case is recorded in the report.
Final test	03	TX mode (U-NII-2C) _Keep the EUT in continuously transmitting mode with all modulation types. All data rates for each modulation type have been tested and found the data rate @ 6Mbps is the worst case of IEEE 802.11a; data rate @ MCS0 is the worst case of IEEE 802.11n/ac/ax/be 20/40/80/160, Only the data of worst case is recorded in the report.
Final test	04	TX mode (U-NII-3) _Keep the EUT in continuously transmitting mode with all modulation types. All data rates for each modulation type have been tested and found the data rate @ 6Mbps is the worst case of IEEE 802.11a; data rate @ MCS0 is the worst case of IEEE 802.11n/ac/ax/be 20/40/80, Only the data of worst case is recorded in the report.



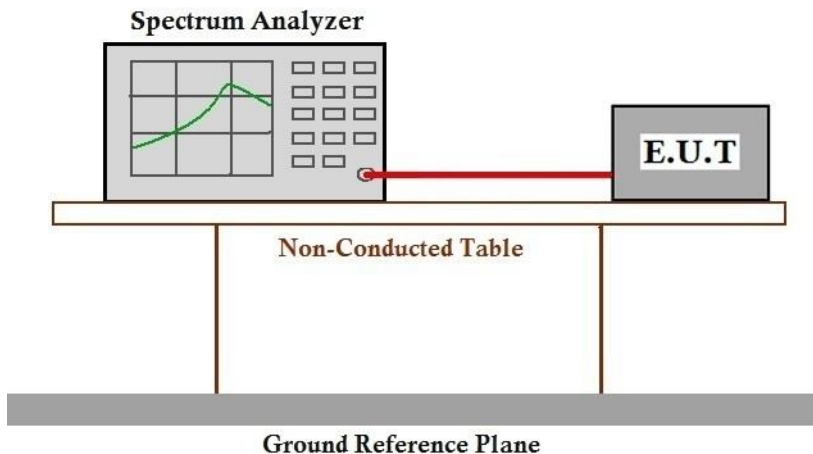
SGS-CSTC Standards Technical Services Co., Ltd.
Shenzhen Branch Testing and Calibration Laboratory

Unless otherwise agreed in writing, this document is issued by the Company subject to its General Conditions of Service printed overleaf, available on request or accessible at <https://www.sgs.com/en/Terms-and-Conditions>. Attention is drawn to the limitation of liability, indemnification and jurisdiction issues defined therein. Any holder of this document is advised that information contained hereon reflects the Company's findings at the time of its intervention only and within the limits of Client's instructions, if any. The Company's sole responsibility is to its Client and this document does not exonerate parties to a transaction from exercising all their rights and obligations under the transaction documents. This document cannot be reproduced except in full, without prior written approval of the Company. Any unauthorized alteration, forgery or falsification of the content or appearance of this document is unlawful and offenders may be prosecuted to the fullest extent of the law. Unless otherwise stated the results shown in this test report refer only to the sample(s) tested and such sample(s) are retained for 30 days only.

Attention: To check the authenticity of testing /inspection report & certificate, please contact us at telephone: (86-755) 8307 1443, or email: CN.Doccheck@sgs.com

No.1 Workshop, M-10, Middle Section, Science & Technology Park, Nanshan District, Shenzhen, Guangdong, China 518057 t (86-755) 26012053 f (86-755) 26710594 www.sgsgroup.com.cn
中国·广东·深圳市南山区科技园中区M-10栋1号厂房 邮编: 518057 t (86-755) 26012053 f (86-755) 26710594 sgs.china@sgs.com

7.6.3 Test Setup Diagram



7.6.4 Measurement Procedure and Data

Please Refer to Appendix for Details



Unless otherwise agreed in writing, this document is issued by the Company subject to its General Conditions of Service printed overleaf, available on request or accessible at <https://www.sgs.com/en/Terms-and-Conditions>. Attention is drawn to the limitation of liability, indemnification and jurisdiction issues defined therein. Any holder of this document is advised that information contained hereon reflects the Company's findings at the time of its intervention only and within the limits of Client's instructions, if any. The Company's sole responsibility is to its Client and this document does not exonerate parties to a transaction from exercising all their rights and obligations under the transaction documents. This document cannot be reproduced except in full, without prior written approval of the Company. Any unauthorized alteration, forgery or falsification of the content or appearance of this document is unlawful and offenders may be prosecuted to the fullest extent of the law. Unless otherwise stated the results shown in this test report refer only to the sample(s) tested and such sample(s) are retained for 30 days only.

Attention: To check the authenticity of testing / inspection report & certificate, please contact us at telephone: (86-755) 8307 1443, or email: CN.Doccheck@sgs.com

SGS-CSTC Standards Technical Services Co., Ltd. Shenzhen Branch

SZEMC-TRF-01 Rev. A/1

Report No.: SZCR250400160903

Page: 248 of 657

7.7 99% Bandwidth

Test Requirement ANSI C63.10 (2013) Section 12.4.2

Test Method: ANSI C63.10 (2013) Section 12.4.2

7.7.1 E.U.T. Operation

Operating Environment:

Temperature: 25.6 °C Humidity: 43.0 % RH Atmospheric Pressure: 1020 mbar

7.7.2 Test Mode Description

Pre-scan / Final test	Mode Code	Description
Final test	01	TX mode (U-NII-1)_Keep the EUT in continuously transmitting mode with all modulation types. All data rates for each modulation type have been tested and found the data rate @ 6Mbps is the worst case of IEEE 802.11a; data rate @ MCS0 is the worst case of IEEE 802.11n/ac/ax/be 20/40/80/160, Only the data of worst case is recorded in the report.
Final test	02	TX mode (U-NII-2A) _Keep the EUT in continuously transmitting mode with all modulation types. All data rates for each modulation type have been tested and found the data rate @ 6Mbps is the worst case of IEEE 802.11a; data rate @ MCS0 is the worst case of IEEE 802.11n/ac/ax/be 20/40/80/160, Only the data of worst case is recorded in the report.
Final test	03	TX mode (U-NII-2C) _Keep the EUT in continuously transmitting mode with all modulation types. All data rates for each modulation type have been tested and found the data rate @ 6Mbps is the worst case of IEEE 802.11a; data rate @ MCS0 is the worst case of IEEE 802.11n/ac/ax/be 20/40/80/160, Only the data of worst case is recorded in the report.
Final test	04	TX mode (U-NII-3) _Keep the EUT in continuously transmitting mode with all modulation types. All data rates for each modulation type have been tested and found the data rate @ 6Mbps is the worst case of IEEE 802.11a; data rate @ MCS0 is the worst case of IEEE 802.11n/ac/ax/be 20/40/80, Only the data of worst case is recorded in the report.



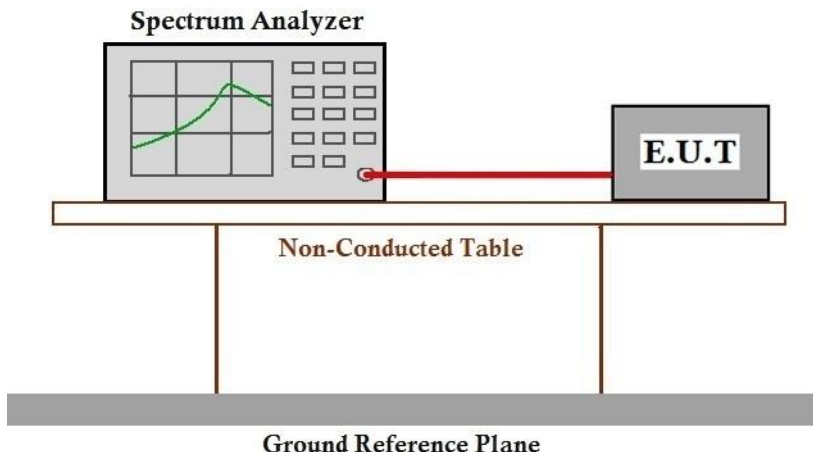
SGS-CSTC Standards Technical Services Co., Ltd.
Shenzhen Branch Inspection & Testing Laboratory

Unless otherwise agreed in writing, this document is issued by the Company subject to its General Conditions of Service printed overleaf, available on request or accessible at <https://www.sgs.com/en/Terms-and-Conditions>. Attention is drawn to the limitation of liability, indemnification and jurisdiction issues defined therein. Any holder of this document is advised that information contained hereon reflects the Company's findings at the time of its intervention only and within the limits of Client's instructions, if any. The Company's sole responsibility is to its Client and this document does not exonerate parties to a transaction from exercising all their rights and obligations under the transaction documents. This document cannot be reproduced except in full, without prior written approval of the Company. Any unauthorized alteration, forgery or falsification of the content or appearance of this document is unlawful and offenders may be prosecuted to the fullest extent of the law. Unless otherwise stated the results shown in this test report refer only to the sample(s) tested and such sample(s) are retained for 30 days only.

Attention: To check the authenticity of testing /inspection report & certificate, please contact us at telephone: (86-755) 8307 1443, or email: CN.Doccheck@sgs.com

No.1 Workshop, M-10, Middle Section, Science & Technology Park, Nanshan District, Shenzhen, Guangdong, China 518057 t (86-755) 26012053 f (86-755) 26710594 www.sgsgroup.com.cn
中国·广东·深圳市南山区科技园中区M-10栋1号厂房 邮编: 518057 t (86-755) 26012053 f (86-755) 26710594 sgs.china@sgs.com

7.7.3 Test Setup Diagram



7.7.4 Measurement Procedure and Data

Please Refer to Appendix for Details



Unless otherwise agreed in writing, this document is issued by the Company subject to its General Conditions of Service printed overleaf, available on request or accessible at <https://www.sgs.com/en/Terms-and-Conditions>. Attention is drawn to the limitation of liability, indemnification and jurisdiction issues defined therein. Any holder of this document is advised that information contained hereon reflects the Company's findings at the time of its intervention only and within the limits of Client's instructions, if any. The Company's sole responsibility is to its Client and this document does not exonerate parties to a transaction from exercising all their rights and obligations under the transaction documents. This document cannot be reproduced except in full, without prior written approval of the Company. Any unauthorized alteration, forgery or falsification of the content or appearance of this document is unlawful and offenders may be prosecuted to the fullest extent of the law. Unless otherwise stated the results shown in this test report refer only to the sample(s) tested and such sample(s) are retained for 30 days only.

Attention: To check the authenticity of testing / inspection report & certificate, please contact us at telephone: (86-755) 8307 1443, or email: CN.Doccheck@sgs.com

7.8 26dB Emission bandwidth

Test Requirement 47 CFR Part 15, Subpart E 15.407 (a)

Test Method: ANSI C63.10 (2013) Section 12.4.1

7.8.1 E.U.T. Operation

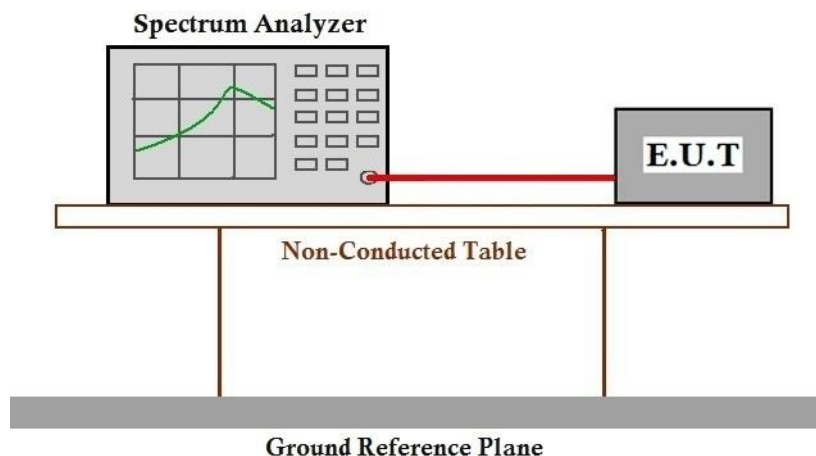
Operating Environment:

Temperature: 25.6 °C Humidity: 43.0 % RH Atmospheric Pressure: 1020 mbar

7.8.2 Test Mode Description

Pre-scan / Final test	Mode Code	Description
Final test	01	TX mode (U-NII-1)_Keep the EUT in continuously transmitting mode with all modulation types. All data rates for each modulation type have been tested and found the data rate @ 6Mbps is the worst case of IEEE 802.11a; data rate @ MCS0 is the worst case of IEEE 802.11n/ac/ax/be 20/40/80/160, Only the data of worst case is recorded in the report.
Final test	02	TX mode (U-NII-2A) _Keep the EUT in continuously transmitting mode with all modulation types. All data rates for each modulation type have been tested and found the data rate @ 6Mbps is the worst case of IEEE 802.11a; data rate @ MCS0 is the worst case of IEEE 802.11n/ac/ax/be 20/40/80/160, Only the data of worst case is recorded in the report.
Final test	03	TX mode (U-NII-2C) _Keep the EUT in continuously transmitting mode with all modulation types. All data rates for each modulation type have been tested and found the data rate @ 6Mbps is the worst case of IEEE 802.11a; data rate @ MCS0 is the worst case of IEEE 802.11n/ac/ax/be 20/40/80/160, Only the data of worst case is recorded in the report.

7.8.3 Test Setup Diagram





SGS-CSTC Standards Technical Services Co., Ltd. Shenzhen Branch

SZEMC-TRF-01 Rev. A/1

Report No.: SZCR250400160903

Page: 251 of 657

7.8.4 Measurement Procedure and Data

Please Refer to Appendix for Details



SGS-CSTC Standards Technical Services Co., Ltd.
Shenzhen Branch Testing & Calibration Laboratory

Unless otherwise agreed in writing, this document is issued by the Company subject to its General Conditions of Service printed overleaf, available on request or accessible at <https://www.sgs.com/en/Terms-and-Conditions>. Attention is drawn to the limitation of liability, indemnification and jurisdiction issues defined therein. Any holder of this document is advised that information contained hereon reflects the Company's findings at the time of its intervention only and within the limits of Client's instructions, if any. The Company's sole responsibility is to its Client and this document does not exonerate parties to a transaction from exercising all their rights and obligations under the transaction documents. This document cannot be reproduced except in full, without prior written approval of the Company. Any unauthorized alteration, forgery or falsification of the content or appearance of this document is unlawful and offenders may be prosecuted to the fullest extent of the law. Unless otherwise stated the results shown in this test report refer only to the sample(s) tested and such sample(s) are retained for 30 days only.

Attention: To check the authenticity of testing / inspection report & certificate, please contact us at telephone: (86-755) 8307 1443,

or email: CN.Doccheck@sgs.com

No.1 Workshop, M-10, Middle Section, Science & Technology Park, Nanshan District, Shenzhen, Guangdong, China 518057 t (86-755) 26012053 f (86-755) 26710594 www.sgsgroup.com.cn
中国·广东·深圳市南山区科技园中区M-10栋1号厂房 邮编: 518057 t (86-755) 26012053 f (86-755) 26710594 sgs.china@sgs.com

Member of the SGS Group (SGS SA)

7.9 Minimum 6 dB bandwidth (5.725-5.85 GHz band)

Test Requirement 47 CFR Part 15, Subpart E 15.407 (e)

Test Method: ANSI C63.10 (2013) Section 6.9.2

Limit:

Frequency band(MHz)	Limit
5725-5850	≥500 kHz

7.9.1 E.U.T. Operation

Operating Environment:

Temperature: 25.6 °C

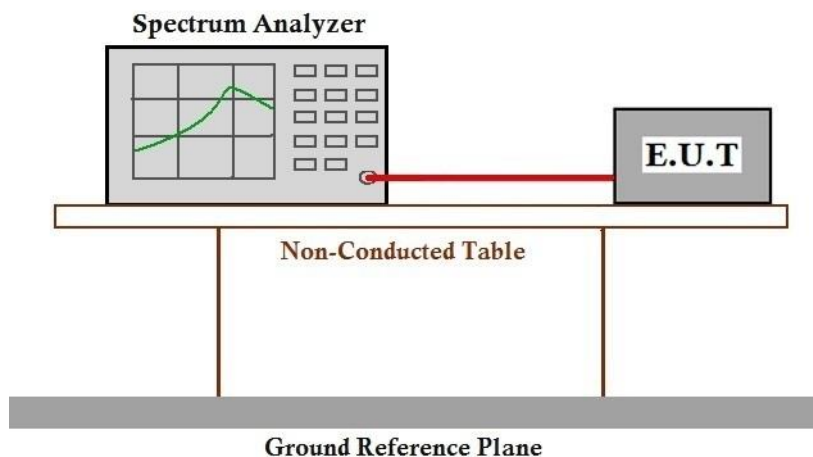
Humidity: 43.0 % RH

Atmospheric Pressure: 1020 mbar

7.9.2 Test Mode Description

Pre-scan / Final test	Mode Code	Description
Final test	04	TX mode (U-NII-3) _Keep the EUT in continuously transmitting mode with all modulation types. All data rates for each modulation type have been tested and found the data rate @ 6Mbps is the worst case of IEEE 802.11a; data rate @ MCS0 is the worst case of IEEE 802.11n/ac/ax/be 20/40/80, Only the data of worst case is recorded in the report.

7.9.3 Test Setup Diagram



7.9.4 Measurement Procedure and Data

Please Refer to Appendix for Details

7.10 Peak Power spectrum density

Test Requirement 47 CFR Part 15, Subpart E 15.407 (a)

Test Method: ANSI C63.10 (2013) Section 12.5

Limit:

Frequency band(MHz)	Limit
5150-5250	≤17dBm in 1MHz for master device
	≤11dBm in 1MHz for client device
5250-5350	≤11dBm in 1MHz for client device
5470-5725	≤11dBm in 1MHz for client device
5725-5850	≤30dBm in 500 kHz
Remark:	The maximum power spectral density is measured as a conducted emission by direct connection of a calibrated test instrument to the equipment under test.

7.10.1 E.U.T. Operation

Operating Environment:

Temperature: 25.6 °C

Humidity: 43.0 % RH

Atmospheric Pressure: 1020 mbar

7.10.2 Test Mode Description

Pre-scan / Final test	Mode Code	Description
Final test	01	TX mode (U-NII-1)_Keep the EUT in continuously transmitting mode with all modulation types. All data rates for each modulation type have been tested and found the data rate @ 6Mbps is the worst case of IEEE 802.11a; data rate @ MCS0 is the worst case of IEEE 802.11n/ac/ax/be 20/40/80/160, Only the data of worst case is recorded in the report.
Final test	02	TX mode (U-NII-2A) _Keep the EUT in continuously transmitting mode with all modulation types. All data rates for each modulation type have been tested and found the data rate @ 6Mbps is the worst case of IEEE 802.11a; data rate @ MCS0 is the worst case of IEEE 802.11n/ac/ax/be 20/40/80/160, Only the data of worst case is recorded in the report.
Final test	03	TX mode (U-NII-2C) _Keep the EUT in continuously transmitting mode with all modulation types. All data rates for each modulation type have been tested and found the data rate @ 6Mbps is the worst case of IEEE 802.11a; data rate @ MCS0 is the worst case of IEEE 802.11n/ac/ax/be 20/40/80/160, Only the data of worst case is recorded in the report.
Final test	04	TX mode (U-NII-3) _Keep the EUT in continuously transmitting mode with all modulation types. All data rates for each modulation type have been tested and found the data rate @ 6Mbps is the worst case of IEEE 802.11a; data rate @ MCS0 is the worst case of IEEE 802.11n/ac/ax/be 20/40/80, Only the data of worst case is recorded in the report.



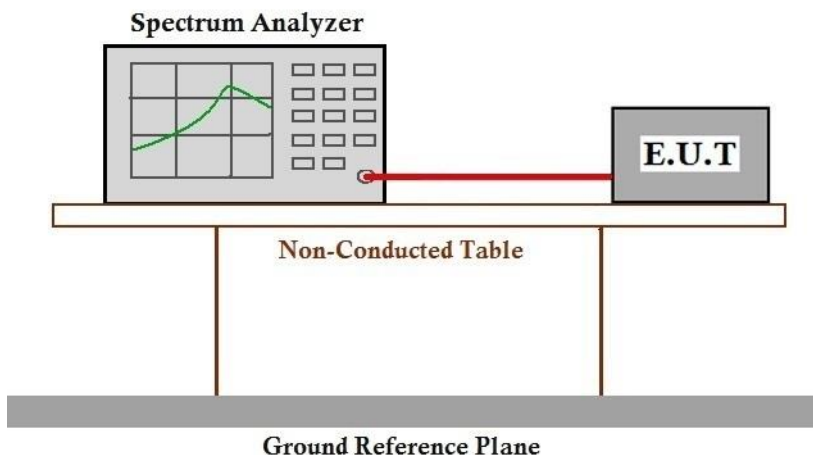
Unless otherwise agreed in writing, this document is issued by the Company subject to its General Conditions of Service printed overleaf, available on request or accessible at <https://www.sgs.com/en/Terms-and-Conditions>. Attention is drawn to the limitation of liability, indemnification and jurisdiction issues defined therein. Any holder of this document is advised that information contained hereon reflects the Company's findings at the time of its intervention only and within the limits of Client's instructions, if any. The Company's sole responsibility is to its Client and this document does not exonerate parties to a transaction from exercising all their rights and obligations under the transaction documents. This document cannot be reproduced except in full, without prior written approval of the Company. Any unauthorized alteration, forgery or falsification of the content or appearance of this document is unlawful and offenders may be prosecuted to the fullest extent of the law. Unless otherwise stated the results shown in this test report refer only to the sample(s) tested and such sample(s) are retained for 30 days only.

Attention: To check the authenticity of testing /inspection report & certificate, please contact us at telephone: (86-755) 8307 1443, or email: CN.Doccheck@sgs.com

SGS-CSTC Standards Technical Services Co., Ltd.
Shenzhen Branch Testing Laboratory

No.1 Workshop, M-10, Middle Section, Science & Technology Park, Nanshan District, Shenzhen, Guangdong, China 518057 t (86-755) 26012053 f (86-755) 26710594 www.ssgroup.com.cn
中国·广东·深圳市南山区科技园中区M-10栋1号厂房 邮编: 518057 t (86-755) 26012053 f (86-755) 26710594 sgs.china@sgs.com

7.10.3 Test Setup Diagram



7.10.4 Measurement Procedure and Data

Please Refer to Appendix for Details



SGS-CSTC Standards Technical Services Co., Ltd. Shenzhen Branch

SZEMC-TRF-01 Rev. A/1

Report No.: SZCR250400160903

Page: 255 of 657

7.11 Frequency Stability

Test Requirement 47 CFR Part 15, Subpart E 15.407 (g)

Test Method: ANSI C63.10 (2013) Section 6.8

7.11.1 E.U.T. Operation

Operating Environment:

Temperature: 25.6 °C

Humidity: 43.0 % RH

Atmospheric Pressure: 1020 mbar

7.11.2 Test Mode Description

Pre-scan / Final test	Mode Code	Description
Final test	01	TX mode (U-NII-1)_Keep the EUT in continuously transmitting mode with all modulation types. All data rates for each modulation type have been tested and found the data rate @ 6Mbps is the worst case of IEEE 802.11a; data rate @ MCS0 is the worst case of IEEE 802.11n/ac/ax/be 20/40/80/160, Only the data of worst case is recorded in the report.
Final test	02	TX mode (U-NII-2A) _Keep the EUT in continuously transmitting mode with all modulation types. All data rates for each modulation type have been tested and found the data rate @ 6Mbps is the worst case of IEEE 802.11a; data rate @ MCS0 is the worst case of IEEE 802.11n/ac/ax/be 20/40/80/160, Only the data of worst case is recorded in the report.
Final test	03	TX mode (U-NII-2C) _Keep the EUT in continuously transmitting mode with all modulation types. All data rates for each modulation type have been tested and found the data rate @ 6Mbps is the worst case of IEEE 802.11a; data rate @ MCS0 is the worst case of IEEE 802.11n/ac/ax/be 20/40/80/160, Only the data of worst case is recorded in the report.
Final test	04	TX mode (U-NII-3) _Keep the EUT in continuously transmitting mode with all modulation types. All data rates for each modulation type have been tested and found the data rate @ 6Mbps is the worst case of IEEE 802.11a; data rate @ MCS0 is the worst case of IEEE 802.11n/ac/ax/be 20/40/80, Only the data of worst case is recorded in the report.



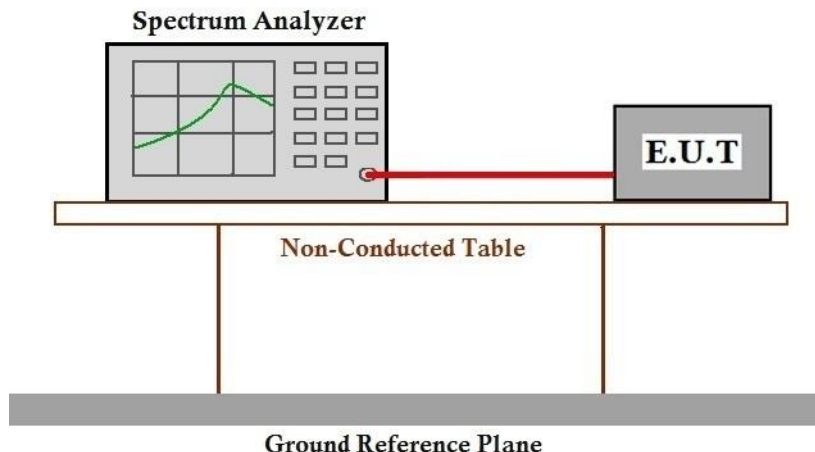
SGS-CSTC Standards Technical Services Co., Ltd.
Shenzhen Branch Inspection & Testing Laboratory

Unless otherwise agreed in writing, this document is issued by the Company subject to its General Conditions of Service printed overleaf, available on request or accessible at <https://www.sgs.com/en/Terms-and-Conditions>. Attention is drawn to the limitation of liability, indemnification and jurisdiction issues defined therein. Any holder of this document is advised that information contained hereon reflects the Company's findings at the time of its intervention only and within the limits of Client's instructions, if any. The Company's sole responsibility is to its Client and this document does not exonerate parties to a transaction from exercising all their rights and obligations under the transaction documents. This document cannot be reproduced except in full, without prior written approval of the Company. Any unauthorized alteration, forgery or falsification of the content or appearance of this document is unlawful and offenders may be prosecuted to the fullest extent of the law. Unless otherwise stated the results shown in this test report refer only to the sample(s) tested and such sample(s) are retained for 30 days only.

Attention: To check the authenticity of testing /inspection report & certificate, please contact us at telephone: (86-755) 8307 1443, or email: CN.Doccheck@sgs.com

No.1 Workshop, M-10, Middle Section, Science & Technology Park, Nanshan District, Shenzhen, Guangdong, China 518057 t (86-755) 26012053 f (86-755) 26710594 www.sgsgroup.com.cn
中国·广东·深圳市南山区科技园中区M-10栋1号厂房 邮编: 518057 t (86-755) 26012053 f (86-755) 26710594 sgs.china@sgs.com

7.11.3 Test Setup Diagram



7.11.4 Measurement Procedure and Data

Please Refer to Appendix for Details

8 Test Setup Photo

Refer to Setup Photo for SZCR2504001609TL

9 EUT Constructional Details (EUT Photos)

Refer to External and Internal Photos for SZCR2504001609TL



10 Appendix

1. Duty Cycle

1.1 Test Result

1.1.1 Ant1

Ant1									
Mode	TX Type	Frequency (MHz)	RU	RU Pos	T_on (ms)	Period (ms)	Duty Cycle (%)	Duty Cycle Correction Factor (dB)	Max. DC Variation (%)
802.11a	SISO	5180	/	/	1.977	1.992	99.25	0.03	0.00
		5200	/	/	1.977	1.993	99.20	0.04	0.00
		5240	/	/	1.977	1.993	99.20	0.04	0.03
		5260	/	/	1.976	1.992	99.20	0.04	0.03
		5300	/	/	1.977	1.993	99.20	0.04	0.03
		5320	/	/	1.977	1.993	99.20	0.04	0.03
		5500	/	/	1.976	1.992	99.20	0.04	0.03
		5580	/	/	1.978	1.994	99.20	0.03	0.03
		5700	/	/	1.977	1.993	99.20	0.04	0.03
		5745	/	/	1.977	1.993	99.20	0.04	0.03
		5785	/	/	1.976	1.992	99.20	0.04	0.03
		5825	/	/	1.976	1.992	99.20	0.04	0.00
802.11n (HT20)	MIMO	5180	/	/	5.430	5.612	96.76	0.14	2.08
		5200	/	/	5.430	5.602	96.93	0.14	1.73
		5240	/	/	5.430	5.620	96.62	0.15	2.36
		5260	/	/	5.428	5.620	96.58	0.15	2.25
		5300	/	/	5.428	5.584	97.21	0.12	1.77
		5320	/	/	5.428	5.620	96.58	0.15	2.40
		5500	/	/	5.430	5.620	96.62	0.15	2.36
		5580	/	/	5.428	5.602	96.89	0.14	1.76
		5700	/	/	5.430	5.612	96.76	0.14	1.58
		5745	/	/	5.446	5.815	93.65	0.28	5.61
		5785	/	/	5.428	5.620	96.58	0.15	2.36
		5825	/	/	5.428	5.620	96.58	0.15	2.22
802.11n (HT40)	MIMO	5190	/	/	5.444	5.704	95.44	0.20	3.51
		5230	/	/	5.428	5.444	99.71	0.01	0.04
		5270	/	/	5.428	5.592	97.07	0.13	1.77



Unless otherwise agreed in writing, this document is issued by the Company subject to its General Conditions of Service printed overleaf, available on request or accessible at <https://www.sgs.com/en/Terms-and-Conditions>. Attention is drawn to the limitation of liability, indemnification and jurisdiction issues defined therein. Any holder of this document is advised that information contained hereon reflects the Company's findings at the time of its intervention only and within the limits of Client's instructions, if any. The Company's sole responsibility is to its Client and this document does not exonerate parties to a transaction from exercising all their rights and obligations under the transaction documents. This document cannot be reproduced except in full, without prior written approval of the Company. Any unauthorized alteration, forgery or falsification of the content or appearance of this document is unlawful and offenders may be prosecuted to the fullest extent of the law. Unless otherwise stated the results shown in this test report refer only to the sample(s) tested and such sample(s) are retained for 30 days only.

Attention: To check the authenticity of testing / inspection report & certificate, please contact us at telephone: (86-755) 8307 1443, or email: CN.Doccheck@sgs.com

SGS-CSTC Standards Technical Services Co., Ltd.
Shenzhen Branch Testing and Calibration Laboratory

No.1 Workshop, M-10, Middle Section, Science & Technology Park, Nanshan District, Shenzhen, Guangdong, China 518057 t (86-755) 26012053 f (86-755) 26710594 www.sgsgroup.com.cn
中国·广东·深圳市南山区科技园中区M-10栋1号厂房 邮编: 518057 t (86-755) 26012053 f (86-755) 26710594 sgs.china@sgs.com

SGS-CSTC Standards Technical Services Co., Ltd. Shenzhen Branch

SZEMC-TRF-01 Rev. A/1

Report No.: SZCR250400160903

Page: 259 of 657

		5310	/	/	5.430	5.620	96.62	0.15	2.07
		5510	/	/	5.430	5.610	96.79	0.14	2.19
		5550	/	/	5.430	5.620	96.62	0.15	2.22
		5670	/	/	5.428	5.592	97.07	0.13	1.91
		5755	/	/	5.428	5.444	99.71	0.01	0.04
		5795	/	/	5.427	5.619	96.58	0.15	2.41
802.11ac (VHT20)	MIMO	5180	/	/	5.428	5.620	96.58	0.15	1.75
		5200	/	/	5.428	5.620	96.58	0.15	2.07
		5240	/	/	5.428	5.620	96.58	0.15	2.40
		5260	/	/	5.430	5.602	96.93	0.14	1.58
		5300	/	/	5.428	5.592	97.07	0.13	1.91
		5320	/	/	5.428	5.610	96.76	0.14	2.22
		5500	/	/	5.428	5.602	96.89	0.14	1.76
		5580	/	/	5.428	5.610	96.76	0.14	1.90
		5700	/	/	5.428	5.620	96.58	0.15	2.25
		5745	/	/	5.434	6.336	85.76	0.67	13.00
		5785	/	/	5.428	5.602	96.89	0.14	2.09
		5825	/	/	5.428	5.620	96.58	0.15	2.07
802.11ac (VHT40)	MIMO	5190	/	/	5.430	5.610	96.79	0.14	2.19
		5230	/	/	5.428	5.444	99.71	0.01	0.04
		5270	/	/	5.428	5.618	96.62	0.15	2.36
		5310	/	/	5.428	5.610	96.76	0.14	2.26
		5510	/	/	5.428	5.600	96.93	0.14	2.09
		5550	/	/	5.428	5.592	97.07	0.13	1.95
		5670	/	/	5.430	5.592	97.10	0.13	1.59
		5755	/	/	5.428	5.444	99.71	0.01	0.04
		5795	/	/	5.428	5.610	96.76	0.14	1.94
802.11ac (VHT80)	MIMO	5210	/	/	5.428	5.444	99.71	0.01	0.00
		5290	/	/	5.430	5.602	96.93	0.14	1.73
		5530	/	/	5.428	5.592	97.07	0.13	1.91
		5610	/	/	5.428	5.584	97.21	0.12	1.77
		5775	/	/	5.428	5.444	99.71	0.01	0.00
802.11ac (VHT160)	MIMO	5570	/	/	5.436	5.600	97.07	0.13	2.13
		5250	/	/	5.428	5.446	99.67	0.01	0.04
802.11ax (HEW20)	MIMO	5180	RU242	Left	5.460	5.600	97.50	0.11	1.27
		5200	RU242	Left	5.446	5.618	96.94	0.14	1.90
		5240	RU242	Left	5.460	5.992	91.12	0.40	8.15
		5260	RU242	Left	5.444	5.618	96.90	0.14	2.08
		5300	RU242	Left	5.460	5.636	96.88	0.14	2.36
		5320	RU242	Left	5.446	5.592	97.39	0.11	1.45



Unless otherwise agreed in writing, this document is issued by the Company subject to its General Conditions of Service printed overleaf, available on request or accessible at <https://www.sgs.com/en/Terms-and-Conditions>. Attention is drawn to the limitation of liability, indemnification and jurisdiction issues defined therein. Any holder of this document is advised that information contained hereon reflects the Company's findings at the time of its intervention only and within the limits of Client's instructions, if any. The Company's sole responsibility is to its Client and this document does not exonerate parties to a transaction from exercising all their rights and obligations under the transaction documents. This document cannot be reproduced except in full, without prior written approval of the Company. Any unauthorized alteration, forgery or falsification of the content or appearance of this document is unlawful and offenders may be prosecuted to the fullest extent of the law. Unless otherwise stated the results shown in this test report refer only to the sample(s) tested and such sample(s) are retained for 30 days only.

Attention: To check the authenticity of testing / inspection report & certificate, please contact us at telephone: (86-755) 8307 1443, or email: CN.Doccheck@sgs.com

SGS-CSTC Standards Technical Services Co., Ltd.
Shenzhen Branch Inspection & Testing Laboratory

No.1 Workshop, M-10, Middle Section, Science & Technology Park, Nanshan District, Shenzhen, Guangdong, China 518057 t (86-755) 26012053 f (86-755) 26710594 www.sgs.com.cn
中国·广东·深圳市南山区科技园中区M-10栋1号厂房 邮编: 518057 t (86-755) 26012053 f (86-755) 26710594 sgs.china@sgs.com

SGS-CSTC Standards Technical Services Co., Ltd. Shenzhen Branch

SZEMC-TRF-01 Rev. A/1

Report No.: SZCR250400160903

Page: 260 of 657

		5500	RU242	Left	5.444	5.636	96.59	0.15	2.07
		5580	RU242	Left	5.460	5.636	96.88	0.14	2.40
		5700	RU242	Left	5.446	5.628	96.77	0.14	2.22
		5745	RU242	Left	5.460	6.296	86.72	0.62	11.77
		5785	RU242	Left	5.446	5.636	96.63	0.15	1.89
		5825	RU242	Left	5.444	5.634	96.63	0.15	2.03
802.11ax (HEW40)	MIMO	5190	RU484	Left	5.460	5.636	96.88	0.14	2.36
		5230	RU484	Left	5.444	5.626	96.77	0.14	2.22
		5270	RU484	Left	5.446	5.636	96.63	0.15	1.89
		5310	RU484	Left	5.444	5.636	96.59	0.15	1.60
		5510	RU484	Left	5.444	5.626	96.77	0.14	2.22
		5550	RU484	Left	5.444	5.626	96.77	0.14	2.22
		5670	RU484	Left	5.444	5.626	96.77	0.14	2.07
		5755	RU484	Left	5.444	5.460	99.71	0.01	0.04
802.11ax (HEW80)	MIMO	5795	RU484	Left	5.443	5.460	99.69	0.01	0.03
		5210	RU996	Left	5.444	5.462	99.67	0.01	0.04
		5290	RU996	Left	5.444	5.617	96.92	0.14	2.07
		5530	RU996	Left	5.444	5.626	96.77	0.14	2.22
		5610	RU996	Left	5.444	5.634	96.63	0.15	2.07
802.11ax (HEW160)	MIMO	5775	RU996	Left	5.443	5.460	99.69	0.01	0.03
		5570	2xRU996	Left	5.444	5.626	96.77	0.14	2.07
802.11be (EHT20)	MIMO	5250	2xRU996	Left	5.443	5.460	99.69	0.01	0.03
		5180	RU242	Left	5.452	5.638	96.70	0.15	2.07
		5200	RU242	Left	5.452	5.468	99.71	0.01	0.04
		5240	RU242	Left	5.454	5.472	99.67	0.01	0.07
		5260	RU242	Left	5.452	5.468	99.71	0.01	0.04
		5300	RU242	Left	5.452	5.469	99.69	0.01	0.03
		5320	RU242	Left	5.453	5.469	99.71	0.01	0.03
		5500	RU242	Left	5.452	5.468	99.71	0.01	0.04
		5580	RU242	Left	5.452	5.468	99.71	0.01	0.00
		5700	RU242	Left	5.452	5.469	99.69	0.01	0.03
		5745	RU242	Left	5.452	5.470	99.67	0.01	0.04
		5785	RU242	Left	5.452	5.468	99.71	0.01	0.00
802.11be (EHT40)	MIMO	5825	RU242	Left	5.452	5.468	99.71	0.01	0.00
		5190	RU484	Left	5.452	5.656	96.39	0.16	2.06
		5230	RU484	Left	5.452	5.468	99.71	0.01	0.04
		5270	RU484	Left	5.454	5.648	96.57	0.15	2.24
		5310	RU484	Left	5.453	5.643	96.63	0.15	2.36
		5510	RU484	Left	5.454	5.616	97.12	0.13	1.73
		5550	RU484	Left	5.452	5.642	96.63	0.15	1.89



SGS-CSTC Standards Technical Services Co., Ltd.
Shenzhen Branch (SZEMC) Laboratory

Unless otherwise agreed in writing, this document is issued by the Company subject to its General Conditions of Service printed overleaf, available on request or accessible at <https://www.sgs.com/en/Terms-and-Conditions>. Attention is drawn to the limitation of liability, indemnification and jurisdiction issues defined therein. Any holder of this document is advised that information contained hereon reflects the Company's findings at the time of its intervention only and within the limits of Client's instructions, if any. The Company's sole responsibility is to its Client and this document does not exonerate parties to a transaction from exercising all their rights and obligations under the transaction documents. This document cannot be reproduced except in full, without prior written approval of the Company. Any unauthorized alteration, forgery or falsification of the content or appearance of this document is unlawful and offenders may be prosecuted to the fullest extent of the law. Unless otherwise stated the results shown in this test report refer only to the sample(s) tested and such sample(s) are retained for 30 days only.

Attention: To check the authenticity of testing / inspection report & certificate, please contact us at telephone: (86-755) 8307 1443, or email: CN.Doccheck@sgs.com

No.1 Workshop, M-10, Middle Section, Science & Technology Park, Nanshan District, Shenzhen, Guangdong, China 518057 t (86-755) 26012053 f (86-755) 26710594 www.sgs.com.cn
中国·广东·深圳市南山区科技园中区M-10栋1号厂房 邮编: 518057 t (86-755) 26012053 f (86-755) 26710594 sgs.china@sgs.com