



Set-Up Photos




Conducted Emission From AC Mains




Radiated Emission Test, 0.009-30MHz band



Radiated Emission Test, 30-200MHz band




Radiated Emission Test, 200-1000MHz band



Radiated Emission Test, 1000-18,000MHz band



Radiated Emission Test, 18,000-26,500MHz band



Radiated Emission Test, 26,500-40,000MHz band