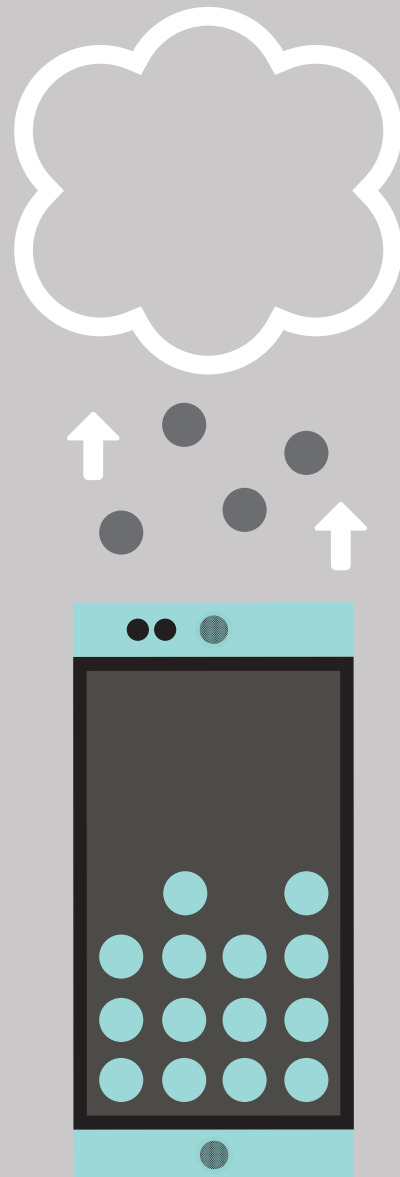



Hey Rebel, meet Robin.

## ROBIN NEVER RUNS OUT OF SPACE. HOW?

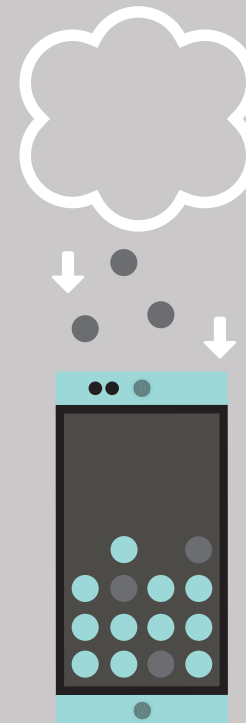
- 1 When Robin is charging and connected to Wi-Fi, it backs up all your apps and photos to the cloud.



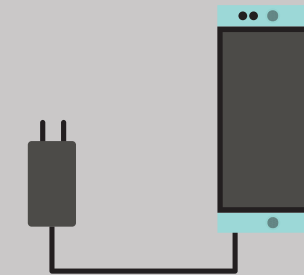
- 2 When you need more space, Robin archives the stuff you never open.




- 3 When you want to restore something that's been archived, tap to open it like you normally would. Robin will bring it back from the cloud right away.



- 1 Plug in Robin to charge it. It's so easy with USB C\*.  
\*charger sold separately



- 2 Press the SIM pin into the hole and remove the tray. Pop your SIM card in.



- 3 Press and hold the power key. (It's the fingerprint sensor too!)



## #NextNow

Be heard.

Need help with Robin?  
[nextbit.com/help](https://nextbit.com/help)

Want to chat with us  
and other rebels?  
[nextbit.com/community](https://nextbit.com/community)  
[@nextbitsys](https://twitter.com/nextbitsys)

To view the Regulatory Certification Infor,  
do the following steps to see the E-label :  
In Android OS:  
>Setup  
>About Phone  
>Regulatory Information